



LM79
LM80

5 YEAR
WARRANTY

DLC ON 4FT MODEL!!!



The RemPhos: T5 TOTALtUBE®



RemPhos T5 Ballast Compatible
TOTALtUBE LED Lamp

The T5 TOTALtUBE LED lamps by *RemPhos Technologies* offer an economical and efficient alternative to upgrade to long lasting LED lighting, while retaining the original fixture. The T5 TOTALtUBE directly replaces fluorescent T5 or T5HO lamps* without removing the ballast. Light is emitted 180 degrees so that the original fixture will be illuminated perfectly and uniformly. Extremely efficient at >110LPW, these bright LED lamp can be used as a direct 1 for 1 retrofit for fluorescent. Compatible with program start T5 ballasts. UL Listed.

Install is as easy as...


- 1) Remove fluorescent lamp
- 2) install LED lamp.

No rewiring required!

*22IN and 33IN model work on standard output ballasts only. The 46IN model works on standard or HO ballasts. It will automatically sense the ballast type and adjust its lumen output and wattage accordingly. See table on page 2 for more details.


Replaces the following:

T5 fluorescent
T5HO fluorescent



T5 TOTALtUBE can be used with:

×Program start ballasts



RemPhos T5 LED Lamps



DATE

JOB NAME

TYPE

Features

- UL Listed
- >110LPW
- Ballast compatible

Applications

- Troffers
- Vapor tights
- Strips
- Wraps
- Soffits

Manufacturer

RPT

Series

TOTALTUBE

Diameter

T5

Length

22IN (2ft)
33IN (3ft)
46IN (4ft)

Color Temperature

3500K
5000K

WATTAGE & LIGHT OUTPUT TABLE

22IN = 6W = 800LM
33IN = 10W = 1200LM
46IN = works on standard or HO
Standard T5 ballast:
14W= 1500LM
T5HO ballast:
28W= 2900LM

Ordering Example: RPT-TOTALTUBE-T5-46IN-5000K

**46IN (4ft) only
model DLC QPL**

Details

Application Features: The T5 TOTALTUBE LED lamps easily replace older bulb technologies. The lamps are perfect for new construction or retrofits. These LED lamps are designed to safely and **quickly** replace most existing fluorescent tubes.

Construction: UV protected and flame retardant plastic, anodized aluminum

Finish: White bottom, milky top

Electrical: 89% efficient internal driver, LM80 LEDs

Optics: Patent-pending optical system delivers perfectly uniform light from the integral LED lamp. You will be unable to tell the difference between this LED lamp and traditional fluorescent.

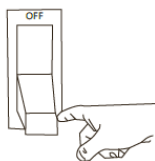
Approvals: cUL, FCC, RoHs, DLC QPL on 46in model only

Manufactured: China – 5 Year Warranty

Installation

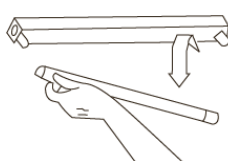
1

Turn off power



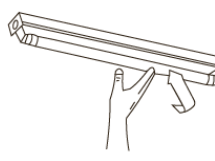
2

Remove fluorescent tube



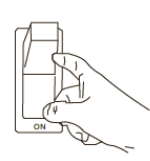
3

Install TOTALTUBE



4

Turn on power



Designed by **US.**
Made by **US.**