

ET2700 Series

365/7-Day Electronic Control

The ET2700 Series 365/7-Day Electronic Controls feature independent 7-day programming for convenient flexibility when load switching differs daily. These electronic controls provide dependable and uncomplicated performance, plus to-the-minute programming for accurate load control and reduced energy costs. Up to 48 ON and 48 OFF events can be preset to automatically repeat.

Each event can be applied to any combination of circuits and days. The programming can be disabled at any time by placing the electronic control in the manual operating mode. An additional mode of operation now allows for the ON/OFF buttons to be used as a 2-hour override, in compliance with current regulations. Manual circuit control buttons operate circuits independently, based on the mode of operation. 50 Holiday Block Scheduling exception dates are available to prevent regularly scheduled events, or allow for a holiday schedule. All models come equipped with a time and date retaining supercapacitor for a minimum of 100 hours, eliminating battery dependency. Each electronic control is housed in a lockable enclosure for vandalism and tampering protection.

Features

- Program can be repeated on a weekly basis
- Multi-volt operation from 120-277 VAC 60 Hz, with auto-voltage detection
- To-the-minute programming for accurate load control and reduced energy costs
- Relays with Zero-Cross Technology to extend the life of the control
- 2-circuit models are field configurable for: 2 independent outputs, DPST output, or 1 channel ON pulse/OFF pulse output
- 4-circuit models are field configurable for: 4 independent outputs, 2 DPST outputs, 1 DPST and 2 SPST, or 2 channel ON pulse/OFF pulse output
- USB port to easily copy and paste schedules from one control to another or simply backup schedule
- Automatic Daylight Saving Time (DST) ON/OFF adjustment
- Non-volatile EEPROM memory protects programming indefinitely
- Temporary override or permanent manual override available via control buttons
- Additional mode of operation allows for ON/OFF buttons to become a 2 hour override control
- 100 hour supercapacitor eliminates battery dependency
- 50 Holiday Blocks with schedules

Ratings

Enclosure Options:

Standard: Type 1 Gray Painted Steel
CR: Type 3R Gray Metal Enclosure
CP: Type 3R High-Impact UV Resistant Polycarbonate Plastic with Clear Cover

Knockouts:

Combination ½" & ¾" Knockouts
Bottom: 2, Left: 1, Right: 1, Back: 1

Input Voltage:

120, 208, 240, or 277 VAC 50/60 Hz

Operating Temperature:

-40° F to 155° F (-40° C to 68° C)

Project: _____

Location: _____

Product Type: _____

Contact/Phone: _____

Model #: _____



ET2725C



ET2745CP



ET2725CR



ET2700 Series



ET2700 Models

N.O. Contact Ratings:	Resistive: 30 A @ 120/240 VAC Resistive: 20 A @ 28 VDC Inductive: 30 A @ 120/240 VAC Tungsten: 5 A @ 120/240 VAC Magnetic Ballast: 20 A @ 277 VAC Electronic Ballast/LED: 10 A @ 120/277 VAC Motor: 1 HP @ 120 VAC Motor: 2 HP @ 240 VAC
SPDT NO Contact Ratings:	Resistive: 20 A @ 120-240 VAC Resistive: 20 A @ 28 VDC Inductive: 20 A @ 120-240 VAC Magnetic Ballast: 20 A @ 120-277 VAC Electronic Ballast/LED: 10 A @ 120/277 VAC Motor: 1 HP @ 120 VAC Motor: 2 HP @ 240 VAC
SPDT NC Contact Ratings:	Resistive: 10 A @ 120-240 VAC Resistive: 10 A @ 28 VDC Inductive: 10 A @ 120-240 VAC Magnetic Ballast: 3 A @ 120-277 VAC Motor: ¼ HP @ 120 VAC Motor: ½ HP @ 240 VAC
Pulse Feature:	2-second pulse option for contactor and bell ringing applications (2 and 4-circuit models only)
Auto DST:	Automatic adjustment for Daylight Saving Time
Super Capacitor Backup:	A supercapacitor to maintain date and time accuracy for a minimum of 100-hours if power is lost
Wiring Terminals:	#18 to #10 AWG wire
Minimum ON/OFF Time:	1 minute
Maximum ON/OFF Time:	6 days, 23 hours, 59 minutes
Warranty:	Limited 2 year

Model Number	Circuits	Switch	Volts AC	Rating	Enclosure	Shipping Weight
ET2705C	1	SPST	120-277 VAC	30 A	Indoor Metal	2.95 lbs.
ET2705CP	1	SPST	120-277 VAC	30 A	Indoor/Outdoor Plastic	2.25 lbs.
ET2705CR	1	SPST	120-277 VAC	30 A	Outdoor Metal	3.30 lbs.
ET2715C	1	SPDT	120-277 VAC	20 A	Indoor Metal	2.95 lbs.
ET2715CP	1	SPDT	120-277 VAC	20 A	Indoor/Outdoor Plastic	2.25 lbs.
ET2715CR	1	SPDT	120-277 VAC	20 A	Outdoor Metal	3.30 lbs.
ET2725C	2	SPST	120-277 VAC	30 A	Indoor Metal	2.95 lbs.
ET2725CP	2	SPST	120-277 VAC	30 A	Indoor/Outdoor Plastic	2.25 lbs.
ET2725CR	2	SPST	120-277 VAC	30 A	Outdoor Metal	3.30 lbs.
ET2745C	4	SPST	120-277 VAC	30 A	Indoor Metal	2.95 lbs.
ET2745CP	4	SPST	120-277 VAC	30 A	Indoor/Outdoor Plastic	2.25 lbs.
ET2745CR	4	SPST	120-277 VAC	30 A	Outdoor Metal	3.30 lbs.

All 2 or 4-circuit models can be wired to DPST

2-circuit models = 2 x SPST or 1 x DPST

4-circuit models = 4 x SPST, 2 x DPST, or 1 x DPST and 2 x SPST

Specification

The Series 365/7-Day Electronic Control shall be capable of permitting up to 48 ON/48 OFF events. The electronic control shall provide a minimum ON or OFF time of 1 minute. The electronic control to be powered by ____ (120)(208)(240) (277) VAC, ____ 60 Hz power supply. The electronic control mechanism features a snap-in design to provide easy mechanism removal for mounting the enclosure. The electronic control enclosure shall be a ____ (Type 1 Steel) (Type 3R Steel)(Type 3R Plastic) lockable enclosure that shall be painted with an electrostatic process to eliminate the potential for corrosion. The electronic control shall provide clear terminal identification on a transparent non-curling terminal insulator. The electronic control shall have a USB port to provide for schedule backup and transfer capabilities. Switch configuration shall be ____ (SPST)(DPST)(SPDT) with a UL or CSA listed switch rating of:

If SPST:

- Resistive: 30 A @ 120/240 VAC
- Resistive: 20 A @ 28 VDC
- Inductive: 30 A @ 120/240 VAC
- Tungsten: 5 A @ 120/240 VAC
- Ballast: 20 A @ 120-277 VAC
- Electronic Ballast: 10 A @ 120/277 VAC
- Motor: 1 HP @ 120 VAC
- Motor: 2 HP @ 240 VAC

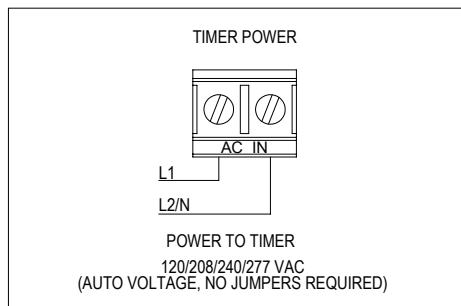
If SPDT:

- Resistive: 20 A @ 120/240 VAC
- Resistive: 20 A @ 28 VDC
- Inductive: 20 A @ 120/240 VAC
- Magnetic Ballast: 20 A @ 120/240 VAC
- Electronic Ballast: 10 A @ 120/277 VAC
- Motor: 1 HP @ 120 VAC
- Motor: 2 HP @ 240 VAC

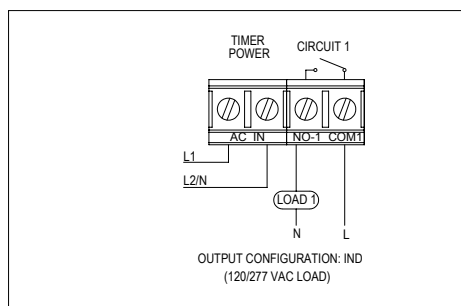
The electronic control shall be UL or CSA listed under UL category 916 Energy Management Equipment and shall be Intermatic model _____ (See Model Numbers Listed).

Diagrams

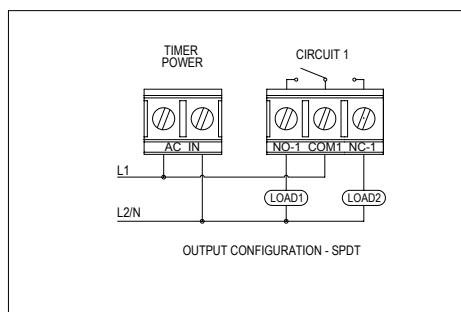
All Units



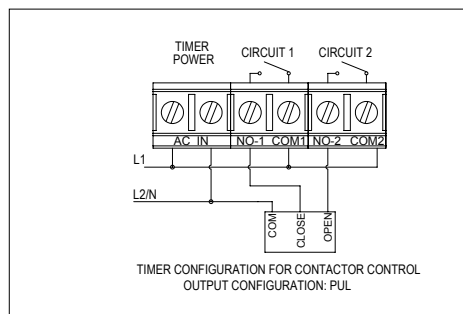
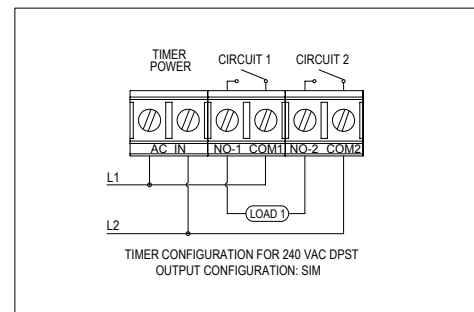
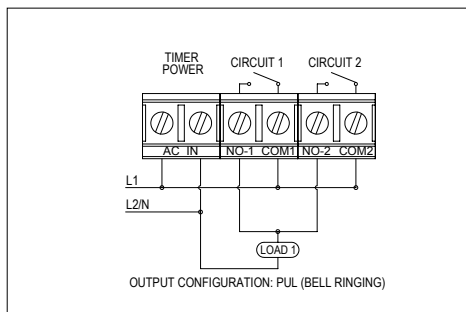
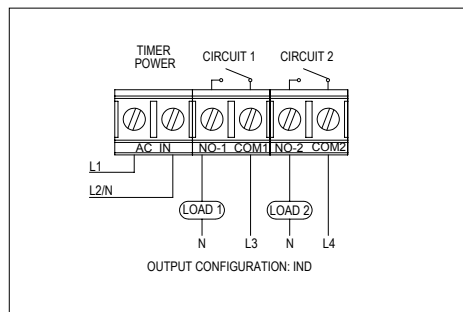
1 Circuit SPST



1 Circuit SPDT



2 Circuit SPST

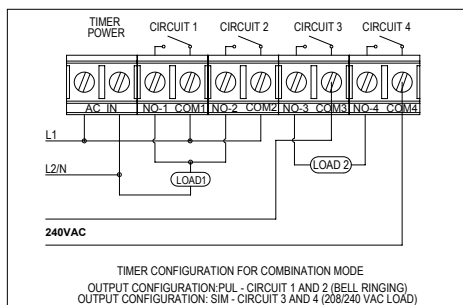
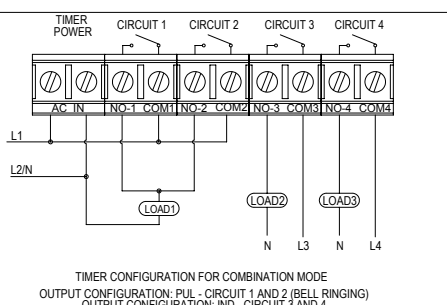
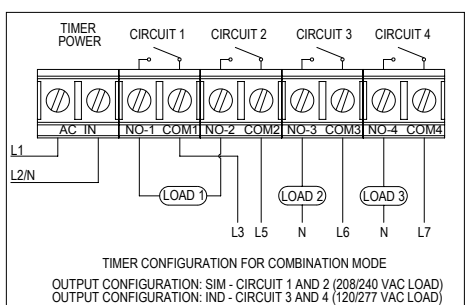
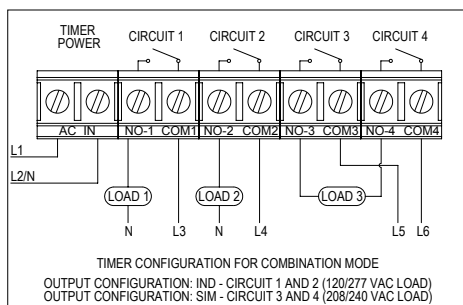
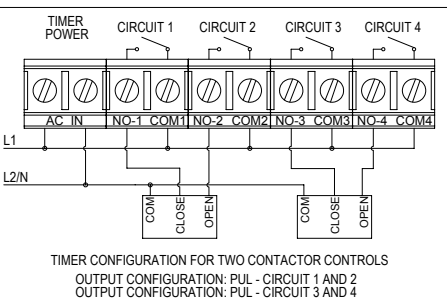
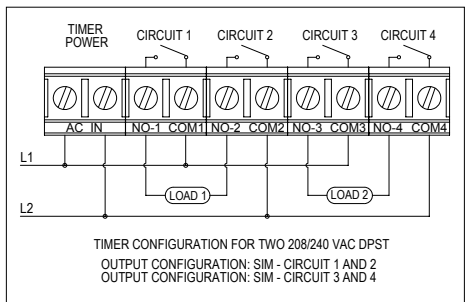
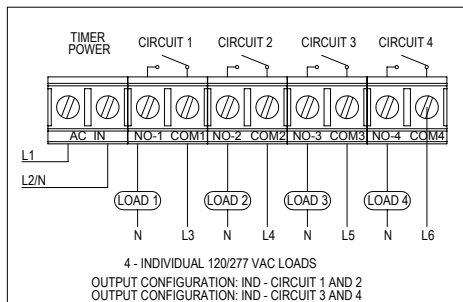


There are many different ways to set the relays on the ET2700 Series Time Switch. The four relays can be used individually or in pairs. Refer to the table below for a complete list of ways to set the relays and the illustrations for some of the common wiring installations

IND/IND
IND/SIM
IND/PUL

Note:
IND= Independent SIM= Simultaneous PUL= Pulse

4 Circuit SPST



There are many different ways to set the relays on the ET2700 Series Time Switch. The four relays can be used individually or in pairs of two. Refer to the table below for a complete list of ways to set the relays and the illustrations for some of the common wiring installations

IND/IND	SIM/IND	PUL/IND
IND/SIM	SIM/SIM	PUL/SIM
IND/PUL	SIM/PUL	PUL/PUL

Note:
IND= Independent SIM= Simultaneous PUL= Pulse