

OVERVIEW

The WSX family of wall switch occupancy sensors provides simple and cost effective solutions for commercial and residential lighting control applications. All WSX family sensors have a stylish low profile appearance, soft-click buttons, and provide small motion detection up to 20 ft (6.10 m), making them perfect for private offices, private rest rooms, closets, copy rooms, or any other small enclosed space. Additionally, all WSX family sensors have a patent-pending wiring method that enables them to function either with or without a neutral connection. WSX units come pre-configured for wiring without a neutral, however if connection to neutral is required by code, contractors can convert the unit in seconds. With optional flash programming via the Sensor Switch VLP mobile device application, the user can easily change time delay, on mode and photocontrol settings.

FEATURES

- Compatible with 0-10V dimming luminaries
- 100% passive detection
- Small motion detection up to 20 ft
- Programmable with Sensor Switch VLP app or traditional push button, refer to ordering information for availability
- Dual technology (PDT) utilizes PIR/Microphonics™ detection
- Self-grounding mounting strap
- Convertible Neutral to Ground - depending on code, accommodates powering over ground or neutral connection in one device
- Miswire Protection - interchangeable line and load wires, no damage to device if line voltage is miswired to 0-10V wires
- Integrated photocell with Adaptive Daylight Harvesting (ADH)
- Vandal resistant lens

Warranty

5-year limited warranty. Complete warranty terms located at:

www.acuitybrands.com/CustomerResources/Terms_and_conditions.aspx

Note: Actual performance may differ as a result of end-user environment and application.

Specifications subject to change without notice.



WSX D Dimming Occupancy Wall Switch



ORDERING INFORMATION

WSX D					Example: WSX PDT D 347 WH 8H			
Series	Detection Mode	eldoLED	Dimming	Operating Mode				
WSX Wall Switch Occupancy Sensor	[blank] Passive Infrared (PIR) PDT Dual Technology	[blank] None EZ ¹ eldoLED Driver Compatibility	D Dimming	[blank] Automatic On SA Manual On VA Vacancy				
Visible Light Programming ⁶	Voltage	Color ³	Max Dim Level ⁵	Min Dim Level ⁵				
[blank] None VLP Visible Light Programming	[blank] 120-277 VAC 347 ² 347 VAC	WH White AL Almond IV Ivory BK Black GY Gray RD ⁴ Red	[blank] 10 VDC 9H 9 VDC 8H 8 VDC 7H 7 VDC	[blank] 0 VDC 1V 1 VDC 2V 2 VDC 3V 3 VDC	4V 4 VDC 5V 5 VDC 6V 6 VDC			

NOTES:

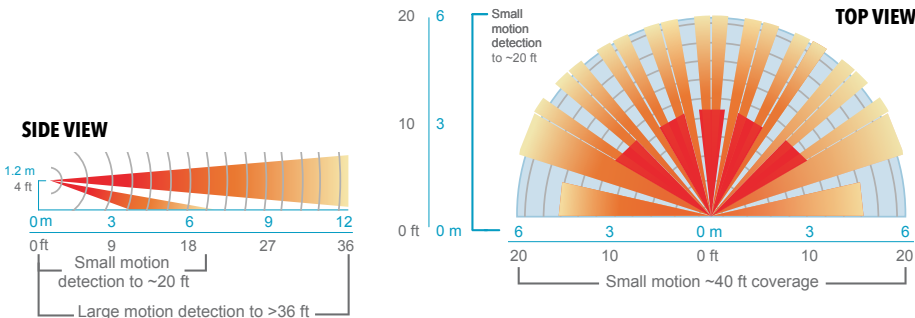
1. Max Dim Level default set to 9.1VDC. Min Dim Level default set to 1.5VDC.
2. Wall plated included for white or ivory only for 347 VAC units.
3. Matching wall plate provided for 120/277 VAC units.
4. Special order.
5. For setting other than default, minimum order quantity of 30 units.
6. Available only on WSX PDT Series.

SPECIFICATIONS

Electrical	Input Ratings	120-277VAC, 50/60 Hz 347VAC, 50/60 Hz (with 347 option)
	Output Ratings	120VAC , 800W, 6.7A - Tungsten, Standard Ballast, Electronic Ballast 277VAC , 1200W, 4.3A - Tungsten, Standard Ballast, Electronic Ballast 347VAC, 1500W, 4.3A - Tungsten, Standard Ballast, Electronic Ballast 120/277/347VAC, 1/4 HP - Motor
	Relay Type	Latching
	Low Voltage Output Ratings	0-10VDC, Sinks <50mA
	Standards/ Ratings	Energy Management Equipment, UL916 (E167435)
Mechanical	Dimensions	2.74"H x 1.68"W x 1.63"D (70mm x 43mm x 41mm) - does not include ground strap
	Mounting	Single-Gang Box
	Connection Type	Low-Voltage Leads, Line-Voltage Leads
Environmental	Warrantied Operating Temperature	32°F to 140°F (0°C to 60°C)
	Relative Humidity	Up to 90%, Non-Condensing
	Standards/ Ratings	RoHS

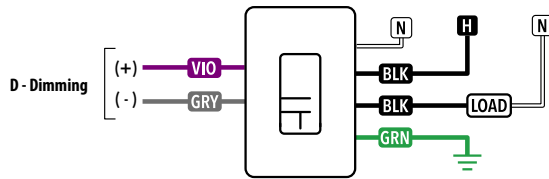
COVERAGE PATTERNS

- Small motion (e.g. hand movements) detection up to 20 ft (6.10 m), ~625 ft2
- Large motion (e.g. walking) detection greater than 36 ft (10.97 m), ~2025 ft2
- Wall-to-wall PIR coverage
- Units with -PDT (Passive Dual Technology) option (also called Microphonics) provide overlapping detection of human activity over the complete PIR coverage area. Advanced filtering is utilized to prevent non-occupant noises from keeping the lights on.
- Tested to NEMA WD 7-2011

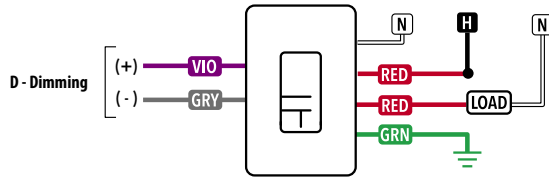


CONVERTIBLE NEUTRAL

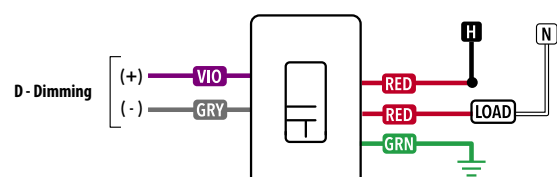
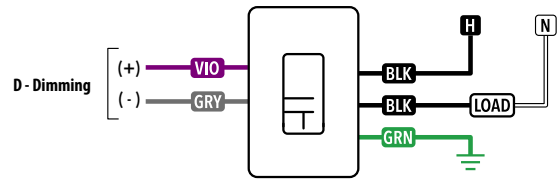
120/277 VAC



347 VAC



GROUND ONLY



NOTES:

- 1.) Per NEC requirements, the 0-10V violet and gray wires must be installed as Class One.
- 2.) The 0-10V control wires must not exceed 250 ft (76 m) in length and must be sized at no less than 20AWG.
- 3.) All models are field convertible to accept neutral wiring when required.

Adaptive Daylight Harvesting (ADH)

With Sensor Switch's Adaptive Daylight Harvesting (ADH), automatic dimming has never been more reliable - even in a wall switch. It works by establishing two state change set-points; daylight and darkness. The light level in the space will then be automatically maintained by **intelligently controlling** the dim level of the electric light source. Set-points can be established using the "Set Now" option or programmed using desired light levels as measured in foot candles (fc).

