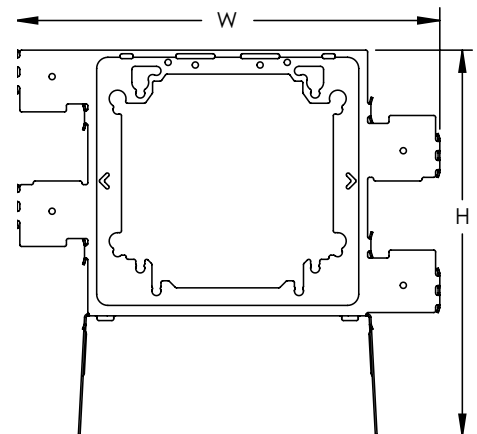
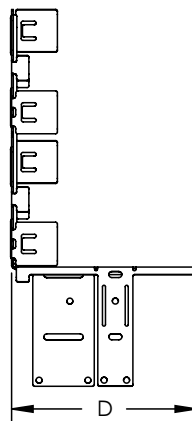
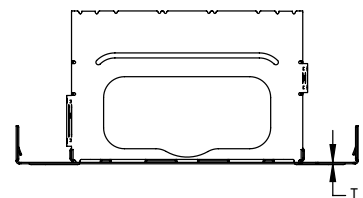


Features

- Snap to stud function makes installation fast and easy, saving time and increasing productivity
- Self-leveling feature ensures the electrical box is always square to the stud, for a consistent and professional installation
- Mounts to either side of the stud and can be mounted side by side on the same stud
- Accommodates all stud depths, simplifying purchasing and pre-fab operations
- Works with standard or adjustable single and double gang mud rings
- Rigid design delivers consistency and quality during the trim out phase, helping reduce call backs and costly repairs
- Unique fold-out tabs provide positive support on open face of deep studs, eliminating the need for "field-fabricated" solutions



Part Number	Stud Wall Depth	Box Size	Depth D	Height H	Width W	Thickness T
STS2346	2 1/2", 3 5/8", 4", 6"	4", 4 11/16"	3 5/8"	7.45"	8 1/4"	0.032"

UL, UR, cUL, cUR, cULus and cURus are registered certification marks of UL LLC.



WARNING

Pentair products shall be installed and used only as indicated in Pentair's product instruction sheets and training materials. Instruction sheets are available at www.erico.pentair.com and from your Pentair customer service representative. Improper installation, misuse, misapplication or other failure to completely follow Pentair's instructions and warnings may cause product malfunction, property damage, serious bodily injury and/or death, and void your warranty.

© 2016 Pentair All Rights Reserved
Pentair, CADDY, CADWELD, CRITEC, ERICO, ERIFLEX, ERITECH and LENTON are owned by Pentair or its global affiliates. All other trademarks are the property of their respective owners. Pentair reserves the right to change specifications without prior notice.

