

Beveled Mirror, Chrome Metal Frame,
Mirror Size: 23.5" x 29.5"



41006 CH
W. 24" x H. 30"

Beveled Mirror, Olde Bronze® Metal Frame,
Mirror Size: 23.5" x 29.5"



41006 OZ
W. 24" x H. 30"

Structures™ Beveled Mirror,
Brushed Nickel Metal Frame,
Mirror Size: 21.75" x 28.75"



41056 NI
W. 24" x H. 30"

Structures™ Beveled Mirror,
Olde Bronze® Metal Frame,
Mirror Size: 21.75" x 28.75"



41056 OZ
W. 24" x H. 30"

Beveled Mirror, Brushed Nickel Metal Frame,
Mirror Size: 20.5" x 27"



41011 NI
W. 24" x H. 30"

Beveled Mirror, Chrome Metal Frame,
Mirror Size: 20.5" x 27"



41011 CH
W. 24" x H. 30"

Beveled Mirror, Olde Bronze® Metal Frame,
Mirror Size: 20.5" x 27"






41011 OZ
W. 24" x H. 30"

Beveled Mirror, Distressed Black Metal Frame,
Mirror Size: 20.5" x 27"



41011 DBK
W. 24" x H. 30"

LEGEND / SYMBOL GUIDE

- ✓ = Fixture requires supply wire rated for at least 75° C.
- ❖ = Fixture requires supply wire rated for at least 90° C.
- (C) = Candelabra based lamp (E-12).
- (C/K) = Candelabra based lamp (E-12) or Krypton candelabra based lamps.
- (K) = Krypton candelabra based lamps.
- (M) = Medium based lamp (E-26).
- D = Diameter
- Ext. = Extension
- Fluor. = Fluorescent
- H = Height
- W = Width
-  = Lamp Included
-  = CFL Lamp Included
-  = WET
- ★ = Kichler® Products are not produced or associated with any Native American Indians, nor are they a Native American product or the product of a particular Indian, Indian tribe or Indian arts and crafts organization as defined by 25 U.S.C. §305 et. seq.

- All products featured in this catalog are Damp rated except where noted.
- Bulbs not included unless otherwise noted.
- Wattages stated are the maximum recommended, however, you may use lower wattage lamps to suit your lighting needs. Some recommended lamps are not available in the maximum allowable wattage.
- All electrical products are rated as 120-volt, AC unless otherwise noted.
- All electrical products are certified and listed to UL/CSA/ETL Standards for use in U.S.A. and Canada except where noted.
- Many long life tungsten halogen capsule lamps are now available as alternates to conventional incandescent light bulbs. The halogen capsule lamps may be used to replace any lamp of a higher wattage, but not to exceed the existing specified maximum wattage, i.e., 72W may replace a 75W.
- On some products, in order to accommodate higher than normal ceiling height, extra lead wire is supplied and specified. With additional sections of chain or stems (not included), this allows an added measure of design flexibility.
- Finishes for fixtures installed outdoors are subject to change due to prolonged exposure to sunlight, airborne pollutants and other forms of weathering.
- To serve you better, Kichler® reserves the right to make improvements to the products in this catalog. Therefore, some products may change during the life of the catalog and the product information contained in this catalog may also have changed.