

Architectural Aluminum Raceway



This Wiremold aluminum raceway system meets the demands of today's commercial spaces, providing a compact, handsome and effective method of consolidating all power and communication cabling. In laboratories, healthcare facilities and upscale office locations, the divided aluminum raceway separates power and communication cabling and directs these services where required. The low-profile design can be installed as baseboard, surface mounted, or under laboratory reagent shelves. The two-piece raceway means wiring is always accessible and changes are easily accomplished at any time.

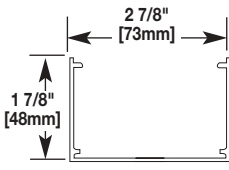
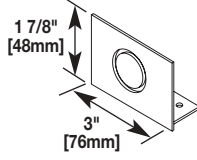
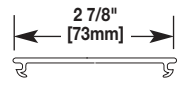
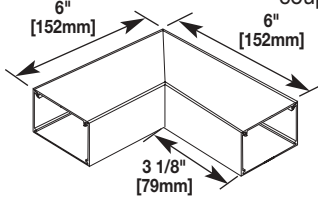
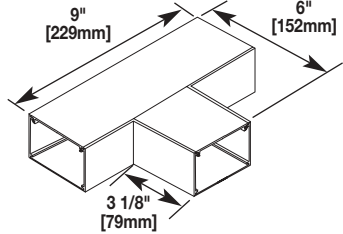
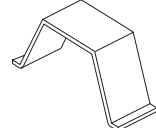
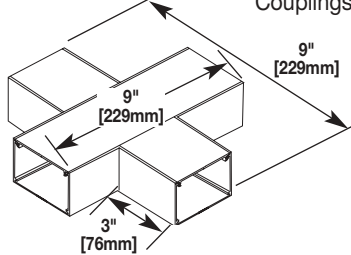
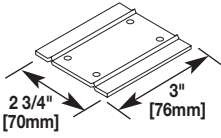
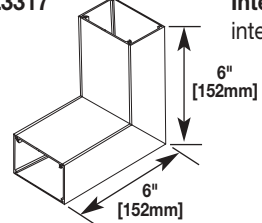
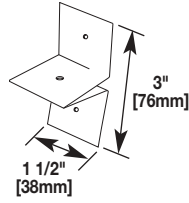
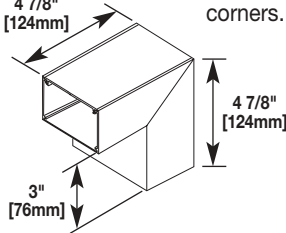
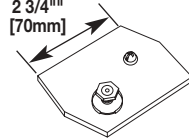
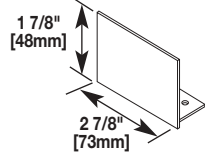


Aluminum Raceway accommodates laboratory wiring needs. Precision cut fittings ensure uniform finish throughout.

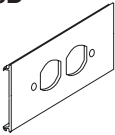
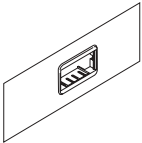
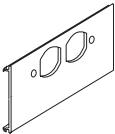
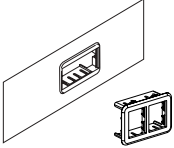
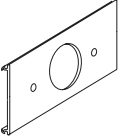
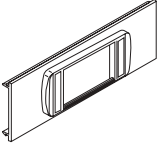
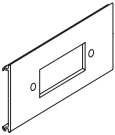
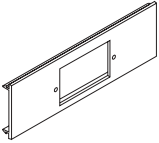
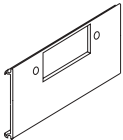
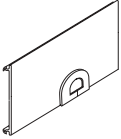
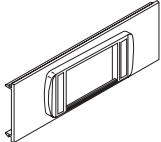
Features & Benefits

- **Attractive, snap-together aluminum extrusions.** Complements decor in commercial offices, laboratories and healthcare facilities. Enables quick and easy circuit modifications or additions.
- **Satin anodized finish.** Good-looking appearance, resists corrosion and is easy to clean and maintain.
- **Field installed divider creates dual wiring channels.** Permits separation of power and voice/data communication wiring or allows breakout of "clean" power from standard power circuits.
- **Accommodates most electrical wiring devices and full-size communication face plates.** Accepts single, duplex, NEMA-Locking, GFCI and Sentrex® surge protection outlets and most communication activation devices.
- **Full line of fittings.** Provides a complete installation connection to existing wiring or other raceways.
- **Compact size.** Application flexibility. Useful for locations requiring limited space.
- **UL and cUL Listed Raceway:** File E73943 Guide RJBT. Fittings: File E74243, Guide RJPR. Meets Article 386 of NEC and meets Section 12-1600 of CEC.
- **Datacom connectivity options.** Accepts industry standard and proprietary devices from a wide range of manufacturers to provide a seamless and aesthetically pleasing interface for voice, data, audio, and video applications at the point of use.
- **UL5 and ADA Compliant.** Raceway and fittings meet UL5 specifications and can be installed in conformance with ADA requirements.

Fittings for AL3300 Raceway

Catalog No./Item	Description/Specifications	Catalog No./Item	Description/Specifications
AL3300B10 	Base – Heavy #6063-T5 extruded aluminum, satin anodized finish. Nominal wall thickness 0.060" [1.5mm]. Packed (4) 10 ft. [305m] lengths per carton.	AL3310B1 	End – For end feeding raceway with 1/2" [12.7mm] or 3/4" [19.1mm] trade size conduit or armored cable.
AL3300C5 	Cover – Heavy #6063-T5 extruded aluminum, satin anodized finish. Nominal wall thickness 0.060" [1.5mm]. Packed (8) 5 ft. [152.5m] lengths per carton.	AL3311 	90° Flat Elbow – For right angle turns on same surface. Two (2) couplings included.
AL3300D5	Divider – Divider is 0.040" [1mm] galvanized steel. Packed (8) 5 ft. [152.5m] lengths per carton. Divider Clip AL3301D sold separately.	AL3315 	Tee – For 90° tee connection of two runs of AL3300 raceway. Three (3) couplings included.
AL3300WC 	Wire Clip (Spring Steel) – For holding wires and cables in raceway base. Use with undivided raceway, snap into grooves of base.	AL3316 	Cross – For 90° cross-through connection of two runs of raceway. Couplings included.
AL3301 	Coupling – Set screw coupling used for attaching in-line raceway sections.	AL3317 	Internal Elbow – For making 90° internal corners. Couplings included.
AL3301D 	Divider Clip – Required for holding AL3300D5 divider in place. Use one every 30" [76.2m].	AL3318 	External Elbow – For making external corners. Couplings included.
AL3309 	Ground Clamp – For connection of equipment grounding conductor to provide additional ground to raceway.		
AL3310B 	Blank End – For closing open end of AL3300 raceway.		

Device Plates for AL3300 Raceway*

Catalog No./Item	Description/Specifications		Catalog No./Item	Description/Specifications	
AL3346D	 <p>Duplex Receptacle Cover – To mount standard duplex devices to cover. <ul style="list-style-type: none"> • Accepts 106 Frame. </p>	ORT P&S OPEN	AL33562A	 <p>Modular Jack Device Plate – <ul style="list-style-type: none"> • For single 2A size Activate insert. </p>	ORT P&S OPEN
AL3346DO	 <p>Offset Duplex Receptacle Cover (for Divided Raceway) – For duplex devices in divided aluminum raceway. Offset device mounting bracket included. <ul style="list-style-type: none"> • Accepts 106 Frame. </p>	ORT P&S OPEN	AL3356ABRT	 <p>Ortronics® Cover Plate – Accepts only Ortronics datacom inserts. <ul style="list-style-type: none"> • Supplied with both bezels to accommodate: <ul style="list-style-type: none"> • 2 – TracJack® Devices • 1 – Series II Device </p>	ORT P&S OPEN
AL3346E	 <p>Single Receptacle Cover – For straight blade and locking single receptacles with face diameters of 1.41" [35.25mm].</p>		AL3356-LPB3S2	 <p>Ortronics® Low Profile Bezel Cover Plate – Accepts only Ortronics Datacom inserts. <ul style="list-style-type: none"> • 3-Series II Device • Low Profile Bezel included </p>	NEW! ORT P&S OPEN
AL3346G	 <p>Rectangular Device Cover – For rectangular devices including Sentrex® surge receptacles, GFCI and other rectangular faced single-gang wiring devices.</p>		AL3356R	 <p>Cover With 1 3/4" x 2 3/4" [44mm x 70mm] Holecut – <ul style="list-style-type: none"> • For Activate single-gang face plates. Allows use of the Activate Connectivity Devices or other connectivity devices. </p>	ORT P&S OPEN
AL3346GO	 <p>Offset Rectangular Device Plate and Bracket – For rectangular devices including Sentrex surge receptacles, GFCI and other rectangular faced single-gang wiring devices in divided aluminum raceway. Offset device mounting bracket included.</p>		AL3356Z	 <p>Grommeted Cover – For straight thru feed of voice or data communication cable.</p>	
AL3356-ACTLPB	 <p>Activate™ Low Profile Bezel (LPB) Device Plate – <ul style="list-style-type: none"> • For Activate Connectivity Devices or other connectivity devices. </p>	ORT P&S OPEN			

*All device plates are 6" [152mm] long, unless otherwise specified.

AL3300 Raceway Wire Fill Capacities for Power

WIRE TYPE THWN/THHN	CAPACITY OF CROSS SECTIONAL AREA			
	WITH DUPLEX DEVICE – 1.35 Sq. In. [33.8mm]		WITHOUT DEVICES	
	WITH OFFSET DIVIDER	WITHOUT DIVIDER	WITH HALF DIVIDER	WITHOUT DIVIDER
6 AWG	10	24	17	33
8 AWG	14	33	23	47
10 AWG	28	66	47	95
12 AWG	44	104	74	150
14 AWG	60	140	99	202

AL3300 Raceway Cable Fill Capacities for Data/Communications

CABLE TYPE	CABLE/WIRE SIZE	O.D.		WITHOUT DIVIDER		W/OFFSET DIVIDER		W/HALF DIVIDER	
		IN.	MM	4.4 Sq. In. [110mm]		1.35 Sq. In. [33.8mm]		2.2 Sq. In. [55mm]	
				20%*	40%**	20%*	40%**	20%*	40%**
UNSHIELDED TWISTED PAIR	4-Pair, 24 AWG , Cat.3	0.190	[4.8]	33	67	6	13	14	29
	4-Pair, 24 AWG , Cat.5e	0.220	[5.5]	24	44	4	9	10	21
	4-Pair, 24 AWG , Cat.6	0.250	[6.3]	19	38	3	7	8	16
TELEPHONE	2-Pair, 24 AWG	0.140	[3.5]	61	123	12	24	27	54
	3-Pair, 24 AWG	0.150	3.8	53	107	10	21	23	47
	4-Pair, 24 AWG	0.190	4.8	33	67	6	13	14	29
	25-Pair, 24 AWG	0.410	10.3	7	14	1	2	3	6
COAXIAL	RG58/U 18 Gage	0.195	4.7	31	63	6	12	13	28
	RG59/U 22 Gage	0.242	6.1	20	41	4	8	9	18
	RG62/U 20 Gage	0.242	6.1	20	41	4	8	9	18
	RG6/U 20 Gage	0.270	6.8	16	33	3	6	7	14
TWINAXIAL	100 Ohm	0.330	8.3	11	22	2	4	4	9
SHIELDED TWISTED PAIR	TYPE 1	0.390	9.8	7	15	1	3	3	6
	TYPE 2	0.465	11.0	5	11	1	2	2	4
	TYPE 9	0.245	6.1	20	40	4	8	8	17
FIBER OPTIC	2-Stranded (Duplex) Multimode, 62.5/125µm	0.198	4.8	33	67	6	13	14	29

* 20% cable fill is calculated to approximate reduction in cable capacity due to connectors mounted within raceway and fittings that may restrict cross sectional area.

** 40% cable fill is the maximum designed cable fill based on a proposed revision to TIA/EIA 569-A.

Datacom Connectivity Options

Now you have a wide range of options for providing datacom connectivity into Wiremold® Cable Management Systems. They are:

- Ortronics® TracJack® and Series II Modular Connectivity Solutions
- Pass & Seymour Activate™ Modular Inserts
- Open System Communication Modules

ORT	ORT	ORT
P&S	P&S	P&S
OPEN	OPEN	OPEN

Use these icons to determine connectivity options for each Wiremold System component:

ORT
P&S
OPEN

Ortronics® Connectivity

TracJack® Individual Jack System

- Front-loading, snap-in design supports future moves adds and changes
- Inserts for voice, data, audio, and video
- Available Category 3, 5e, 6, USOC 6-position, and other media
- Flat or angled 45° exit configurations
- Choice of 13 colors and color matched to Wiremold Systems
- Universal T568A/B wiring format



Series II Front-Loading, Module System

- Module design features easy snap-in front-loading design
- Linear 110 punch down format for easy termination
- Inserts for voice, data, audio, and video
- Available Category 3, 5e, 6, USOC 6-position, and other media
- Available in flat or angled 45° exit configurations
- Color matched to Wiremold Systems



For detailed product selection refer to the Ortronics Catalog or visit www.ortronics.com.

ORT
P&S
OPEN

Pass & Seymour Legrand Network Wiring

Activate™ Series Front-Loading Inserts

- Modular inserts for voice, data, audio and video applications
- Front-load, snap-in design
- Color and texture matched to Wiremold Systems
- Available Category 3, 5e, 6, as well as 6-position USOC
- Universal T568A/B wiring format



For detailed product selection refer to the Pass & Seymour Network Wiring Catalog or visit www.passandseymour.com.

ORT
P&S
OPEN

Open Connectivity Solutions

Wiremold Open System Communications Modules

- Accommodate a wide range of manufacturers' communications outlets including keystone jacks, as well as proprietary solutions from Avaya (Lucent) and NORDX
- Modules insert into a wide range of Wiremold Systems
- Pre-punched faceplates accept common communication devices



NOTE: For more information on integrating connectivity into Wiremold Cable Management Systems contact the Wiremold Applications Engineering Team or your local Wiremold Sales Representative.

WIREMOLD



Wiremold / Legrand

U.S. and International:

60 Woodlawn Street • West Hartford, CT 06110

1-800-621-0049 • FAX 860-232-2062 • Outside U.S. 860-233-6251

Canada:

570 Applewood Crescent • Vaughan, Ontario L4K 4B4

1-800-723-5175 • FAX 905-738-9721

