


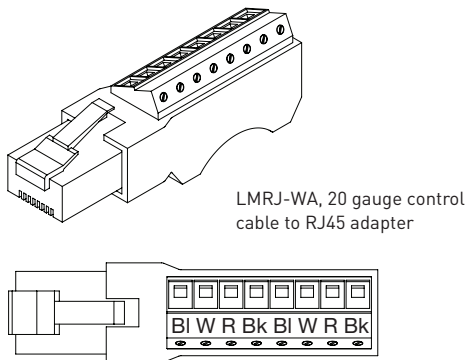
LOCAL AND SEGMENT NETWORK ACCESSORIES



Description

LMRJ series couplers, splitters and other accessories connect Digital Lighting Management (DLM) components without the need for tools or point-to-point discrete wiring. Accessories use pre-terminated industry standard RJ45 connectors compatible with any RJ45 port on DLM components.

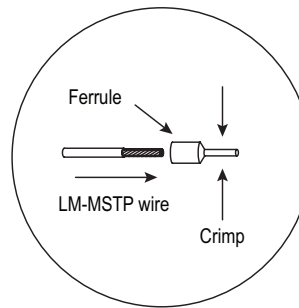
Segment network accessories include resistors to terminate the BACnet MS/TP (RS485) network.



Operation and Applications

LMRJ splitters can be plugged into any available RJ45 port on a DLM device, while couplers connect LMRJ cables. These devices facilitate the creation of a local network of DLM components that automatically configure and function together. While LMRJ series products are rated Cat 5e, they are not recommended for general data use in other than DLM network applications.

For segment networks, a 120Ω resistor is required at each end of the LM-MSTP network wire. Resistors are shipped with LSM Segment Managers and are integrated internally into LMCP panels. Resistors are also available as an accessory.



LM-FERRULE helps maintain signal integrity within the terminal block

Ordering Information

| Catalog # | Local Network Cable Accessories |
|--|--|
| <input type="checkbox"/> LMRJ-C8 | Coupler (two ports to connect two cables end to end). Non-plenum rated. |
| <input type="checkbox"/> LMRJ-S8 | Splitter (three ports for one input and two output connections). Non-plenum rated. |
| <input type="checkbox"/> LMRJ-CS8 | Coupler/splitter (three ports for one input and two output connections). Plenum rated. |
| Catalog # | Other Accessories |
| <input type="checkbox"/> LMTR-10PK | Package of ten 120Ω MS/TP termination resistors |
| <input type="checkbox"/> LMRJ-WA-5PK | Package of five 20/4 to DLM Cat 5e converters (fits LMSW-100 Series switches or LMCP relay panels) |
| <input type="checkbox"/> LM-FERRULE-22-500PK | Package of five-hundred 22AWG insulated ferrules |
| <input type="checkbox"/> LM-FERRULE-TOOL | Ferrule crimping tool for 10-24AWG ferrules, trapezoidal profile |
| <input type="checkbox"/> LM-DIN-36 | 36" length of 35mm DIN rail |

| | | | |
|---------|--|-------------------|--|
| PROJECT | | LOCATION/ TYPE | |
|---------|--|-------------------|--|