




STAB-iT™



NEW RACO® **STAB-iT**™ CABLE BOXES

*The FASTEST Way to Terminate
MC into a Box!*



RACO®

TAYMAC®

BELL®

NEW RACO®




232S

UL LISTED
Outlet Box
E195978



SCAN ME
For the Hubbell How-To Video

Find your local Sales Agent here to request samples and pricing.



RACO is proud to introduce STAB-iT, a new line of boxes with **built-in cable connectors** for flexible armored cable.

The patent pending connectors are designed to lock the cable in place quickly and easily to increase production on every job.

Application

- For any job where flexible armored cable is being used (see selection chart below)

Product Features

- Designed for quick installation of flex, MC, MCI, MCI-A, AC, and HCF Cable
- Accepts cable sizes from 14/2 up to 10/3 for most cable types
- Available in 4" sq. 2-1/8" deep boxes with 1 or 2 STAB-iT connectors
- Available in 2-1/2" deep switch boxes for new work, old work, and stud mounting

Labor saving of up to 25% per cable vs. competitors traditional methods

- Each STAB-iT connector accommodates two cables
- 4" Square Boxes available with "M" brackets for stud mounting (perfect for prefab)
- Pre-installed 8" solid #12 pigtail for faster installation
- Easy to uninstall
- UL listed
- Patent Pending
- Designed and Assembled in USA

CABLE TYPES AND RANGES FOR STAB-IT CONNECTOR

CABLE TYPE	CABLE RANGE
AC STEEL & ALUMINUM	14-2, 14-3, 14-4, 12-2, 12-3, 12-4, 10-2, 10-3
HCF AC STEEL	14-2, 14-3, 14-4, 12-2, 12-3, 10-2, 10-3
HCF AC ALUMINUM	12-2, 12-3, 12-4, 10-2, 10-3
MC STEEL & ALUMINUM	14-2, 14-3, 14-4, 12-2, 12-3, 12-4, 10-2, 10-3
MCI-A STEEL & ALUMINUM	14-2, 14-3, 14-4, 12-2, 12-3, 12-4, 10-2, 10-3
HCF MCI-A STEEL	12-2, 12-3, 10-2
HCF MCI-A ALUMINUM	14-2, 14-3, 14-4, 12-2, 12-3, 12-4, 10-2, 10-3
3/8 TRADE SIZE FLEX. RWFCM CONDUIT STEEL & ALUMINUM	Anti Short Bushings Required

CABLE RANGE .400" DIA. MIN. TO .605" DIA. MAX.

CABLE INSTALLATION

Cable Armor must comply with NEC 250.96
 Push and then rotate cable clockwise to end stop.
 To remove cable unscrew clamp from the box then pull clamp off cable.
 To install more cables use any of the RACO® REDI-LOC® connectors.


Easy As 1, 2, 3!



518S




523S




524S




232S




232MS




248S




248MS



Rolled Steel Edges Eliminate the Need for Plastic Bushings, except for AC Cable



Ideal for PRE-FAB Applications



Gangable

CAT. NO.	DESCRIPTION	CU. IN. CAP.	CTN. QTY.	CTN. DIMS.	KNOCKOUTS		UPC-A
					SIDES	BOTTOM	
232S	4" Sq., 2-1/8" Dp., (1) STAB-IT Connector, w/Pigtail	30.3	25	18.75L x 7.375W x 8.875H	(6) 1/2", (3) 1/2"-3/4" TKO	(1) 1/2", (1) 1/2"-3/4" TKO	050169500705
232MS	4" Sq., 2-1/8" Dp., (1) STAB-IT Connector, M Bracket for Pre-fab, w/Pigtail	30.3	25	20.875L x 8.5W x 9.0H	(6) 1/2", (3) 1/2"-3/4" TKO	(1) 1/2", (1) 1/2"-3/4" TKO	050169500736
248S	4" Sq., 2-1/8" Dp., (2) STAB-IT Connectors, w/Pigtail	30.3	25	19L x 7.75W x 9.0H	(4) 1/2", (2) 1/2"-3/4" TKO	(1) 1/2", (1) 1/2"-3/4" TKO	050169500712
248MS	4" Sq., 2-1/8" Dp., (2) STAB-IT Connectors, M Bracket for Pre-fab, w/Pigtail	30.3	25	20.875L x 8.5W x 9.0H	(4) 1/2", (2) 1/2"-3/4" TKO	(1) 1/2", (1) 1/2"-3/4" TKO	050169500798
518S	3" x 2" x 2-1/2" Dp., Old Work Switch Box (1) STAB-IT Connector, w/Pigtail	12.5	25	12.875L x 8.75W x 5.625H	NONE	(1) 1/2"	050169500781
523S	3" x 2" x 2-1/2" Dp., Old Work Switch Box (1) STAB-IT Connector, w/Old Work Clips, w/Pigtail	12.5	25	11.25L x 8.5W x 8.5H	NONE	(1) 1/2"	050169500514
524S	3" x 2" x 2-1/2" Dp., Old Work Switch Box (1) STAB-IT Connector, w/TS Bracket, w/Pigtail	12.5	50	20.0L x 13.5W x 7.5H	NONE	(1) 1/2"	050169500729

1 STAB-IT connector can accommodate up to 2 cables. 2 STAB-IT connectors can accommodate up to 4 cables

Patent Pending




Installation Instructions



**25% FASTER
Than Traditional
MC/Wiring
Methods**



1. Prepare Cable



2. Remove Priout



3. Insert Cable... Done!