


# LIGHTING HARDWARE

## bulk & packaged

For every repair need, Westinghouse has you covered. From sockets to switches, canopies to crossbars, we have those hard to find parts to make your life easier.



Hardware comes either in retail package or bulk pack. Bulk pack has been indicated throughout the section.

# Switches



**\* 22324 - Nickel Finish  
3-Way Canopy Switch With  
4' White Braided Cord**

6" Wire Leads  
18 Gauge, 105° Leads  
Fits  $\frac{3}{8}$ " Hole  
1A, 125 VT  
3A, 250 VAC  
6A, 125 VL  
6A, 125 VAC  
Sequence of Operation:  
Low / Medium / High / Off  
Height -  $1\frac{3}{16}$ "  
250V Maximum




**\* 22320 - Nickel Finish, 3' Cord  
\* 22321 - Brass Finish, 4' Cord  
Pull Chain Canopy Switch  
With White Braided Cord**

6" Wire Leads  
18 Gauge, 105° Leads  
Fits  $\frac{3}{8}$ " Hole  
3A, 250 VAC  
6A, 125 VAC  
6A, 125 VL  
Height -  $1\frac{1}{4}$ "




**\* 22303 - Brass Knob  
Single Pole  
Rotary Switch  
Removable Knob**

6" Wire Leads  
18 Gauge, 105° Leads  
 $\frac{7}{16}$ " Nipple  
Fits  $\frac{3}{8}$ " Hole  
1A, 125 VAC-L  
1A, 250 VAC  
3A, 120 VAC  
Height -  $1\frac{1}{16}$ "




**\* 22307  
On/Off Push  
Canopy Switch**

Brass Knob  
6" Wire Leads  
18 Gauge, 105° Lead  
Fits  $\frac{3}{8}$ " Hole  
1A, 250 VAC  
2A, 125 VT  
3A, 120 VAC  
Height -  $1\frac{1}{8}$ "



**\* 22310  
3-Way, 2 Circuit  
Switch With  
Removable  
Brass Knob**

6" Wire Leads  
18 Gauge, 105° Leads  
 $\frac{3}{8}$ " Nipple  
Fits  $\frac{3}{8}$ " Hole  
3A, 250 Volts  
6A, 125 VT  
Sequence of Operation:  
1 On / 2 On / 1 & 2 On / Off  
Height -  $1\frac{1}{4}$ "



**\* 22306  
Push Canopy  
Switch**

$4\frac{3}{4}$ " Wire Leads  
18 Gauge, 105° Leads  
Fits  $\frac{3}{8}$ " Hole  
3A, 250 VAC  
6A, 125 VL  
6A, 125 VAC  
Height -  $1\frac{1}{4}$ "

\*Bulk Pack

CARDED PRODUCT SOLD IN INNER PACK ONLY

[www.westinghouselighting.com](http://www.westinghouselighting.com)