

# Section A: Steel Products



# Fan Support Boxes & Pancakes

## 4" CEILING FAN & LIGHT FIXTURE SUPPORT PRODUCTS

**Features:**

- Plastic Non-Metallic Sheathed Cable Connector
- NM Clamp installed in 1-1/2" & 2-1/8" Boxes, Replaceable MC Clamp is supplied in Hardware Pack
- Hardware Pack with Variety of Fasteners for all installation types
- Easy-to-follow Instruction Sheet
- Complies with NEC 422-18(a) for up to 35 lbs. of ceiling fan load or 70 lbs. of fixture load. Boxes with a 70 lbs. ceiling fan load rating will be available Mid 2009.

**Bar Hangers:**

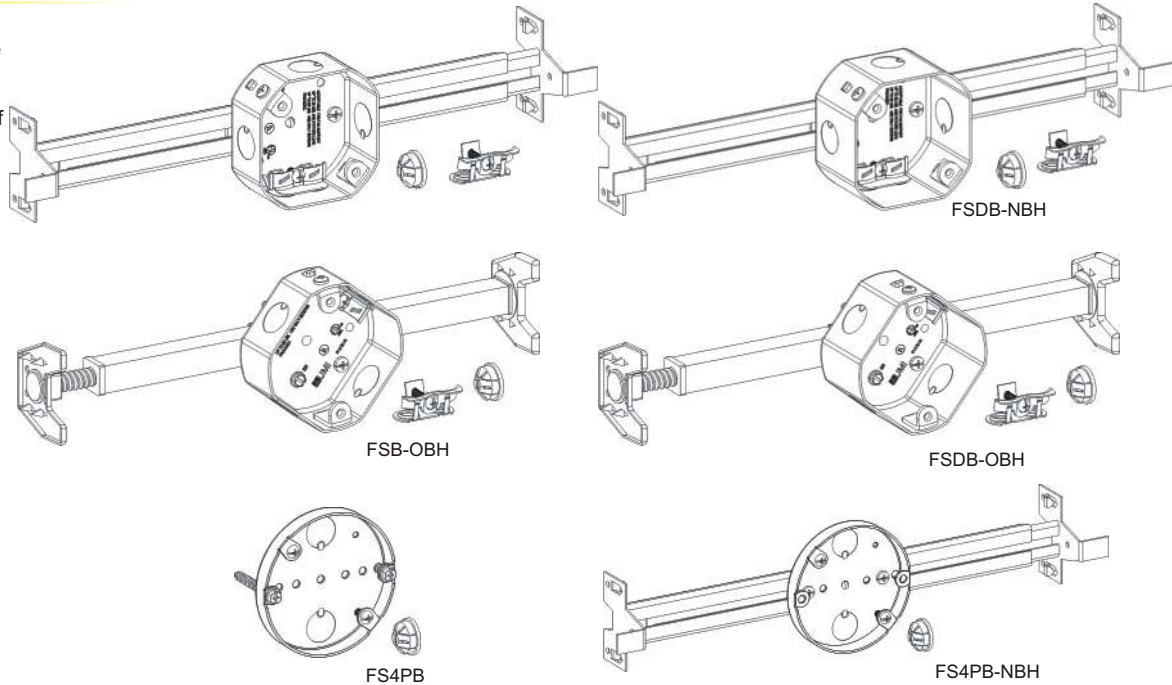
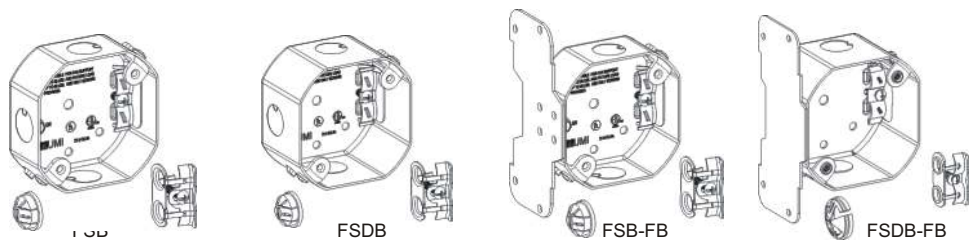
- **NBH** New Construction Bar Hanger slides apart to fit joist spacing from 16" to 24"
- **OBH** Old Work Bar Hanger for joist spacing from 16" to 24", No tools necessary for expansion of the bar

**BX/MC Clamp:**

- All MC series boxes are suitable for use with MCAP™-Aluminum
- MCAP is a trademark of Southwire Company



Cat. No.	Depth	Clamp Type	Bracket, Setback or Expansion	Knockouts	Cu. In.	Std. Pkg.
<b>FSB</b>	1-1/2"	BX/MC, NM	-	3 - 1/2", 2 - Loom	15.5	20
<b>FSDB</b>	2-1/8"	BX/MC, NM	-	3 - 1/2", 2 - Loom	21.5	20
<b>FSB-FB</b>	1-1/2"	BX/MC, NM	FB, 1/2"	2 - 1/2", 2 - Loom	15.5	20
<b>FSDB-FB</b>	2-1/8"	BX/MC, NM	FB, 1/2"	2 - 1/2", 2 - Loom	21.5	20
<b>FSB-NBH</b>	1-1/2"	BX/MC, NM	NBH, 16" TO 24"	3 - 1/2", 2 - Loom	15.5	10
<b>FSDB-NBH</b>	2-1/8"	BX/MC, NM	NBH, 16" TO 24"	3 - 1/2", 2 - Loom	21.5	10
<b>FSB-OBH</b>	1-1/2"	BX/MC, NM	OBH, 16" TO 24"	3 - 1/2", 2 - Loom	15.5	10
<b>FSDB-OBH</b>	2-1/8"	BX/MC, NM	OBH, 16" TO 24"	3 - 1/2", 2 - Loom	21.5	10
<b>FS4PB</b>	1/2"	-	-	2 - 1/2"	5.8	20
<b>FS4PB-NBH</b>	1/2"	-	NBH, 16" TO 24"	2 - 1/2"	5.8	10



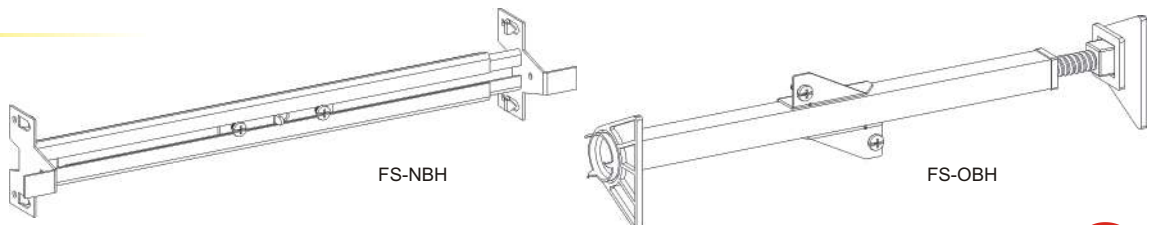
## FAN SUPPORT BAR HANGERS



Cat. No.	Description	Std. Pkg.
<b>FS-NBH</b>	16" to 24" Adjustable New Construction Bar Hanger for use with Fan Support Boxes	10
<b>FS-OBH</b>	16" to 24" Adjustable Old Work Bar Hanger for use with Fan Support Boxes	10

**Certification:**

- File E227970



## 3-1/2" Boxes & Covers



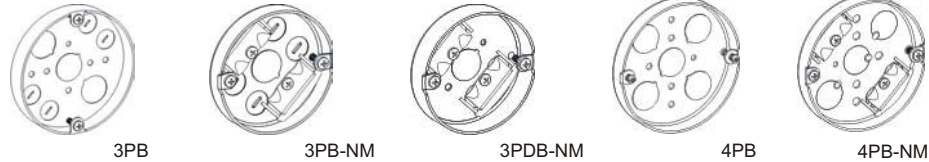
Steel Products

### 3-1/2" & 4" ROUND PANCAKE BOXES

- Not for use as Ceiling Fan Support Boxes (See Page A1)



Cat. No.	Depth	Clamp Type	Knockouts	Box Diameter	Cu. In.	Std. Pkg.
<b>3PB</b>	1/2"	-	3 - 1/2", 4 - Priouts	3-1/2"	3.9	50
<b>3PB-NM</b>	1/2"	NM	1 - 1/2"	3-1/2"	3.9	50
<b>3PDB-NM</b>	3/4"	NM	1 - 1/2"	3-1/2"	5.0	50
<b>4PB</b>	1/2"	-	5 - 1/2"	4"	5.8	50
<b>4PB-NM</b>	1/2"	NM	3 - 1/2"	4"	5.8	50

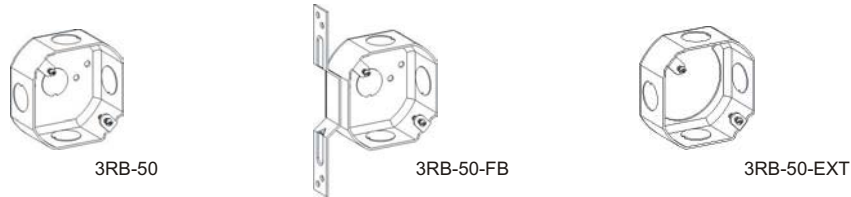


### 3-1/2" OCTAGON (30) BOXES & EXTENSION RING DRAWN 1-1/2" DEEP

9.0 Cu. In.



Cat. No.	Bracket & Setback	Knockouts		Std. Pkg.
		Sides	Bottom	
<b>3RB-50</b>	-	4 - 1/2"	1 - 1/2"	50
<b>3RB-50-FB</b>	FB, 1/2"	3 - 1/2"	1 - 1/2"	50
<b>3RB-50-EXT</b>	-	4 - 1/2"	-	50



### 3-1/2" OCTAGON (30) BOXES DRAWN 1-1/2" DEEP

9.0 Cu. In.

WITH NON-METALLIC (NM) SHEATHED CABLE CLAMPS



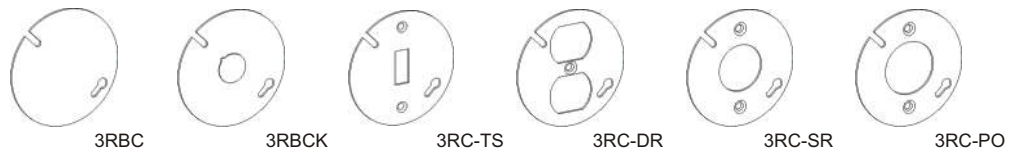
Cat. No.	Bracket & Setback	Knockouts		Std. Pkg.
		Sides	Bottom	
<b>3RB-NM</b>	-	4 - 1/2"	1 - 1/2"	50
<b>3RB-NM-FB</b>	FB, 1/2"	3 - 1/2"	1 - 1/2"	50



### 3-1/2" ROUND COVERS



Cat. No.	Description	Std. Pkg.
<b>3RBC</b>	Flat, Blank	50
<b>3RBCK</b>	Flat, 1/2" KO	50
<b>3RC-TS</b>	Flat, Toggle Switch	50
<b>3RC-DR</b>	Flat, Duplex Receptacle	50
<b>3RC-SR</b>	Flat, 1.406" Diameter, 15A Single Receptacle	50
<b>3RC-PO</b>	Flat, 1.594" Diameter, 20A Power Outlet	50



**Certification:**

- File E227970

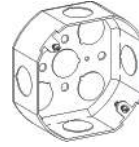
## 4" OCTAGON (40) BOXES & EXTENSION RINGS

### DRAWN

1-1/2" DEEP  
15.5 Cu. In.



Cat. No.	Features	Knockouts		Std. Pkg.
		Sides	Bottom	
D4RB-50	Drawn Box	4 - 1/2"	5 - 1/2"	50
D4RB-50/75	Drawn Box	2 - 1/2", 2 - 3/4"	3 - 1/2", 2 - 3/4"	50
D4RB-75	Drawn Box	4 - 3/4"	3 - 1/2", 2 - 3/4"	50



D4RB-50



D4RB-50/75



D4RB-75

## 4" OCTAGON (40) BOXES & EXTENSION RINGS

### WELDED

1-1/2" DEEP  
15.5 Cu. In.

#### Bar Hangers:

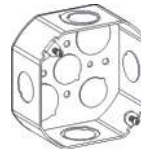
- BHA Adjustable Bar Hanger - box can be located anywhere along the length of this bar
- 4" Octagon Boxes with BHA include a 3/8" - 18 NPS trade sized stud to accommodate fixture stem



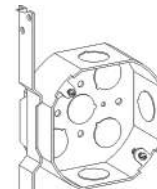
Cat. No.	Bracket & Setback	Knockouts		Std. Pkg.
		Sides	Bottom	
4RB-50	-	4 - 1/2"	5 - 1/2"	50
4RB-MKO	-	2 - 1/2", 2 - MKO	3 - 1/2", 2 - 3/4"	50
4RB-50-FB	FB, 1/2"	3 - 1/2"	5 - 1/2"	50
4RB-MKO-FB	FB, 1/2"	1 - 1/2", 2 - MKO	3 - 1/2", 2 - 3/4"	50
4RB-50-LB	LB, 1/2"	4 - 1/2"	5 - 1/2"	50
4RB-50-BHA	BHA, 14-1/2" to 22-1/2"	4 - 1/2"	4 - 1/2"	25
4RB-50-EXT	-	4 - 1/2"	-	50
4RB-MKO-EXT	-	2 - 1/2", 2 - MKO	-	50



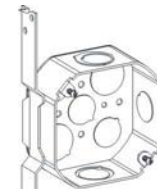
4RB-50



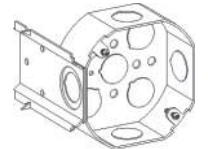
4RB-MKO



4RB-50-FB



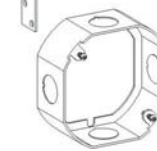
4RB-MKO-FB



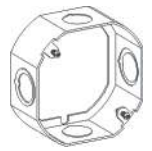
4RB-50-LB



4RB-50-BHA



4RB-50-EXT



4RB-MKO-EXT

## 4" OCTAGON (40) BOXES

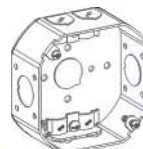
### WELDED

1-1/2" DEEP  
15.5 Cu. In.

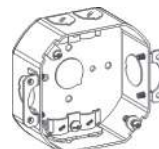
#### WITH NON-METALLIC (NM) SHEATHED CABLE CLAMPS



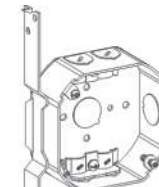
Cat. No.	Bracket & Setback	Knockouts		Std. Pkg.
		Sides	Bottom	
4RB-NM	-	2 - 1/2", 4 - Loom	1 - 1/2"	50
4RB-NM-E	Ears	2 - 1/2", 4 - Loom	1 - 1/2"	50
4RB-NM-FB	FB, 1/2"	2 - 1/2", 4 - Loom	1 - 1/2"	50
4RB-NM-LB	LB, 1/2"	2 - 1/2", 4 - Loom	1 - 1/2"	50
4RB-NM-SG	Swing Bracket - Old Work	1 - 1/2", 2 - Loom	1 - 1/2"	50
4RB-NM-BHA	BHA, 14-1/2" to 22-1/2"	2 - 1/2", 4 - Loom	-	25



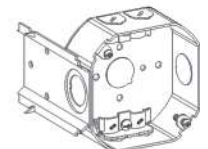
4RB-NM



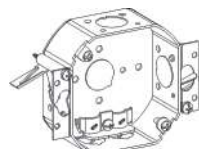
4RB-NM-E



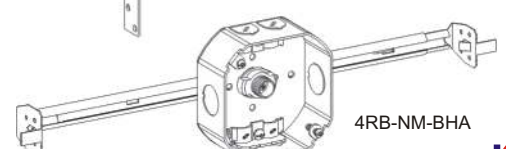
4RB-NM-FB



4RB-NM-LB



4RB-NM-SG



4RB-NM-BHA

#### Certification:

- File E227970

## Octagon Boxes



### 4" OCTAGON (40) BOXES WELDED

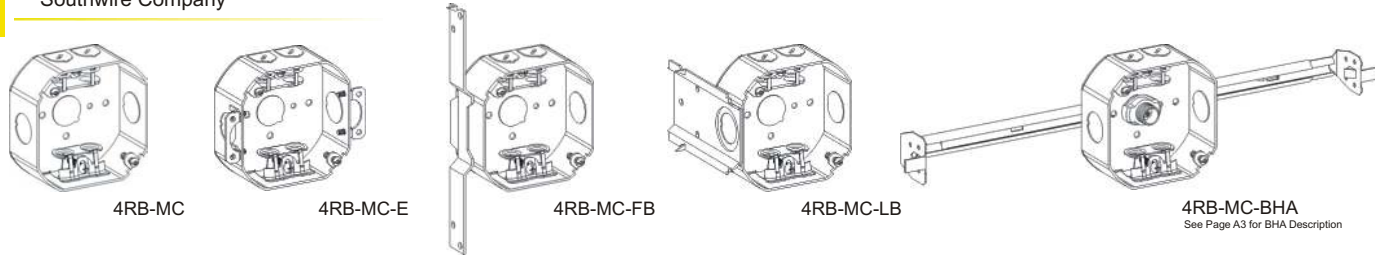
1-1/2" DEEP  
15.5 Cu. In.



#### BX/MC Clamp:

- All MC series boxes are suitable for use with MCAP™-Aluminum
- MCAP is a trademark of Southwire Company

Cat. No.	Bracket & Setback	Knockouts		Std. Pkg.
		Sides	Bottom	
4RB-MC	-	2 - 1/2", 4 - Loom	1 - 1/2"	50
4RB-MC-E	Ears	2 - 1/2", 4 - Loom	1 - 1/2"	50
4RB-MC-FB	FB, 1/2"	1 - 1/2", 4 - Loom	1 - 1/2"	50
4RB-MC-LB	LB, 1/2"	2 - 1/2", 4 - Loom	1 - 1/2"	50
4RB-MC-BHA	BHA, 14-1/2" to 22-1/2"	2 - 1/2", 4 - Loom	-	25

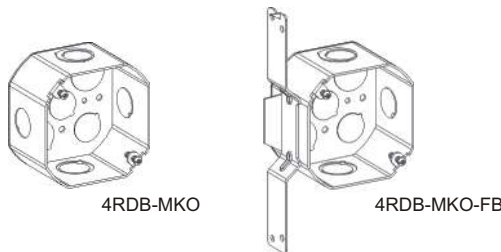


### 4" OCTAGON (40) DEEP BOXES WELDED

2-1/8" DEEP  
21.5 Cu. In.



Cat. No.	Bracket & Setback	Knockouts		Std. Pkg.
		Sides	Bottom	
4RDB-MKO	-	2 - 1/2", 2 - MKO	3 - 1/2", 2 - 3/4"	50
4RDB-MKO-FB	FB, 1/2"	1 - 1/2", 2 - MKO	3 - 1/2", 2 - 3/4"	25



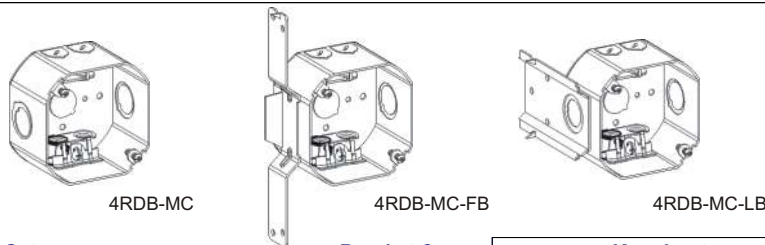
### 4" OCTAGON (40) DEEP BOXES WELDED

2-1/8" DEEP  
21.5 Cu. In.

WITH METAL CLAD (BX/MC)  
CABLE CLAMPS



Cat. No.	Bracket & Setback	Knockouts		Std. Pkg.
		Sides	Bottom	
4RDB-MC	-	2 - MKO, 4 - Loom	1 - 1/2"	50
4RDB-MC-FB	FB, 1/2"	1 - MKO, 4 - Loom	1 - 1/2"	25
4RDB-MC-LB	LB, 1/2"	2 - MKO, 4 - Loom	1 - 1/2"	25



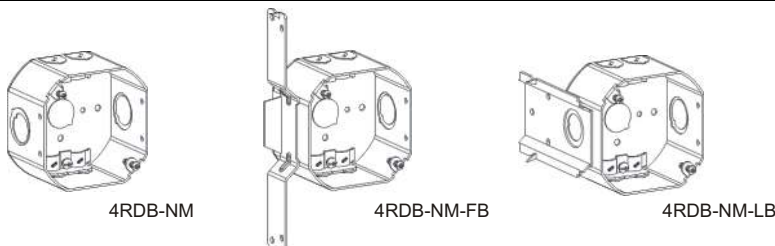
### 4" OCTAGON (40) DEEP BOXES WELDED

2-1/8" DEEP  
21.5 Cu. In.

WITH NON-METALLIC (NM)  
SHEATHED CABLE CLAMPS



Cat. No.	Bracket & Setback	Knockouts		Std. Pkg.
		Sides	Bottom	
4RDB-NM	-	2 - MKO, 4 - Loom	1 - 1/2"	50
4RDB-NM-FB	FB, 1/2"	1 - MKO, 4 - Loom	1 - 1/2"	25
4RDB-NM-LB	LB, 1/2"	2 - MKO, 4 - Loom	1 - 1/2"	25



Certification:

- File E227970

# Cover Plates

## 4" ROUND COVERS

Flat or Drawn



Cat. No.	Description	Cu. Inch	Std. Pkg.
4RBC	Flat, Blank (Octagonal)	-	50
4RBC-R	Flat, Blank (Round)	-	50
4RBCK	Flat, 1/2" KO	-	50
4RBC-MKO	Flat, MKO	-	50
4RC-TS	Flat, Toggle Switch	-	50
4RC-DR	Flat, Duplex Receptacle	-	50
4RC-SR	Flat, 1.4" Dia. Single Receptacle	-	50
4RC-PO	Flat, 1.6" Dia. Power Outlet	-	50
4R000	Flat, Open, Ears 2-3/4" O.C.	-	50
4R050	Raised 1/2", Open, Ears 2-3/4" O.C.	3.0	50
4R058	Raised 5/8", Open, Ears 2-3/4" O.C.	4.0	50
4R075	Raised 3/4", Open, Ears 2-3/4" O.C.	5.0	50
4R100	Raised 1", Open, Ears 2-3/4" O.C.	6.8	25
4R125	Raised 1-1/4", Open, Ears 2-3/4" O.C.	8.5	25
4R150	Raised 1-1/2", Open, Ears 2-3/4" O.C.	9.7	25
4R200	Raised 2", Open, Ears 2-3/4" O.C.	12.9	25



4RBC



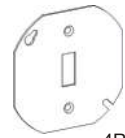
4RBC-R



4RBCK



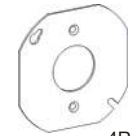
4RBC-MKO



4RC-TS



4RC-DR



4RC-SR



4RC-PO



4R000



4R050  
4R058  
4R075  
4R100  
4R125  
4R150  
4R200

## 4" SWIVEL-TYPE COVER PLATES

Rated for 35 lbs. of ceiling fan load  
or 50 lbs. of fixture load  
20° Swivel Angle



Cat. No.	Description	Swivel Thread Size	Std. Pkg.
SCR-50/75	4" Round Swivel-Type Cover	3/4" Plus 1/2" Reducing Bushing	25
SCS-50/75	4" Square Swivel-Type Cover	3/4" Plus 1/2" Reducing Bushing	25



SCR-50/75



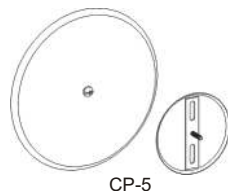
SCS-50/75

## 5" ROUND CLOSURE PLATES

With Universal-Mount Strap  
For Covering Up Unused  
3-1/2" or 4" Octagonal Boxes



Cat. No.	Description	Color	Std. Pkg.
CP-5	Hard Aluminum 5" Dia. Blank Cover Plate	White	50



CP-5

See page D42 for detail.

### Certification:

- File E227970

## 4S Boxes



### 4" SQUARE (4S) SHALLOW BOX

**DRAWN**

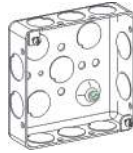
1-1/4" DEEP

18.0 Cu. In.

- With Raised Ground Emboss & 10-32 Ground Screw



Cat. No.	Knockouts		Std. Pkg.
	Sides	Bottom	
D4SSB-50	10 - 1/2"	4 - 1/2"	50



D4SSB-50

### 4" SQUARE (4S) BOXES

**DRAWN**

1-1/2" DEEP

21.0 Cu. In.

- With Raised Ground Emboss & 10-32 Ground Screw

#### Boxes with Pigtail:

- Raised Ground Emboss and Pre-Assembled 3-Way, 10-32 Ground Screw and 7" Long Solid #12AWG Pigtail



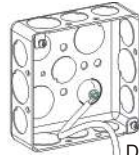
Cat. No.	Bracket & Setback	Knockouts		Std. Pkg.
		Sides	Bottom	
D4SB-50	-	12 - 1/2"	4 - 1/2"	50
D4SB-50/75	-	8 - 1/2", 4 - 3/4"	2 - 1/2", 2 - 3/4"	50
D4SB-50/75-PT	-	8 - 1/2", 4 - 3/4"	2 - 1/2", 2 - 3/4"	50
D4SB-75	-	8 - 3/4"	2 - 1/2", 2 - 3/4"	50
D4SB-75-PT	-	8 - 3/4"	2 - 1/2", 2 - 3/4"	50
D4SB-CKO	-	8 - 1/2", 4 - CKO	2 - 1/2", 2 - 3/4"	50
D4SB-50-FB	FB, Flush	9 - 1/2"	4 - 1/2"	24
D4SB-50/75-FB	FB, Flush	6 - 1/2", 3 - 3/4"	2 - 1/2", 2 - 3/4"	24
D4SB-CKO-FB	FB, Flush	6 - 1/2", 3 - CKO	2 - 1/2", 2 - 3/4"	24



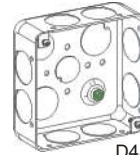
D4SB-50



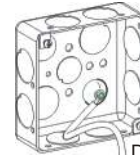
D4SB-50/75



D4SB-50/75-PT



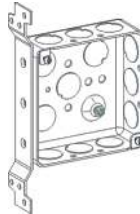
D4SB-75



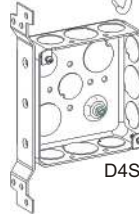
D4SB-75-PT



D4SB-CKO



3-50-FB



D4SB-50/75-FB



3-CKO-FB

### 4" SQUARE (4S) DEEP BOXES

**DRAWN**

2-1/8" DEEP

30.3 Cu. In.

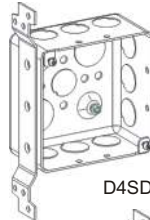
- With Raised Ground Emboss & 10-32 Ground Screw



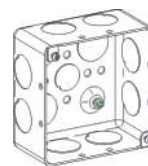
Cat. No.	Bracket & Setback	Knockouts		Std. Pkg.
		Sides	Bottom	
D4SDB-50	-	12 - 1/2"	2 - 1/2", 2 - 3/4"	24
D4SDB-50-FB	FB, Flush	9 - 1/2"	2 - 1/2", 2 - 3/4"	24
D4SDB-75	-	8 - 3/4"	2 - 1/2", 2 - 3/4"	24
D4SDB-75-FB	FB, Flush	6 - 3/4"	2 - 1/2", 2 - 3/4"	24
D4SDB-CKO	-	8 - 1/2", 4 - CKO	2 - 1/2", 2 - 3/4"	24
D4SDB-CKO-FB	FB, Flush	6 - 1/2", 3 - CKO	2 - 1/2", 2 - 3/4"	24



D4SDB-50



D4SDB-50-FB



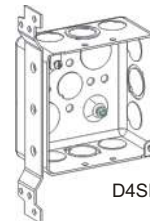
D4SDB-75



D4SDB-75-FB



D4SDB-CKO



D4SDB-CKO-FB

#### Certification:

- File E227970
- Acceptable for use in 2-hour Fire Rated Walls, Visit [www.ul.com](http://www.ul.com)

# 4S Boxes

## 4" SQUARE (4S) BOXES & EXTENSION RINGS

### WELDED

### 1-1/2" DEEP

21.0 Cu. In.

- Raised Ground Emboss (Except for Bracketed Boxes and Extension Boxes)

#### Metal Stud Bracket:

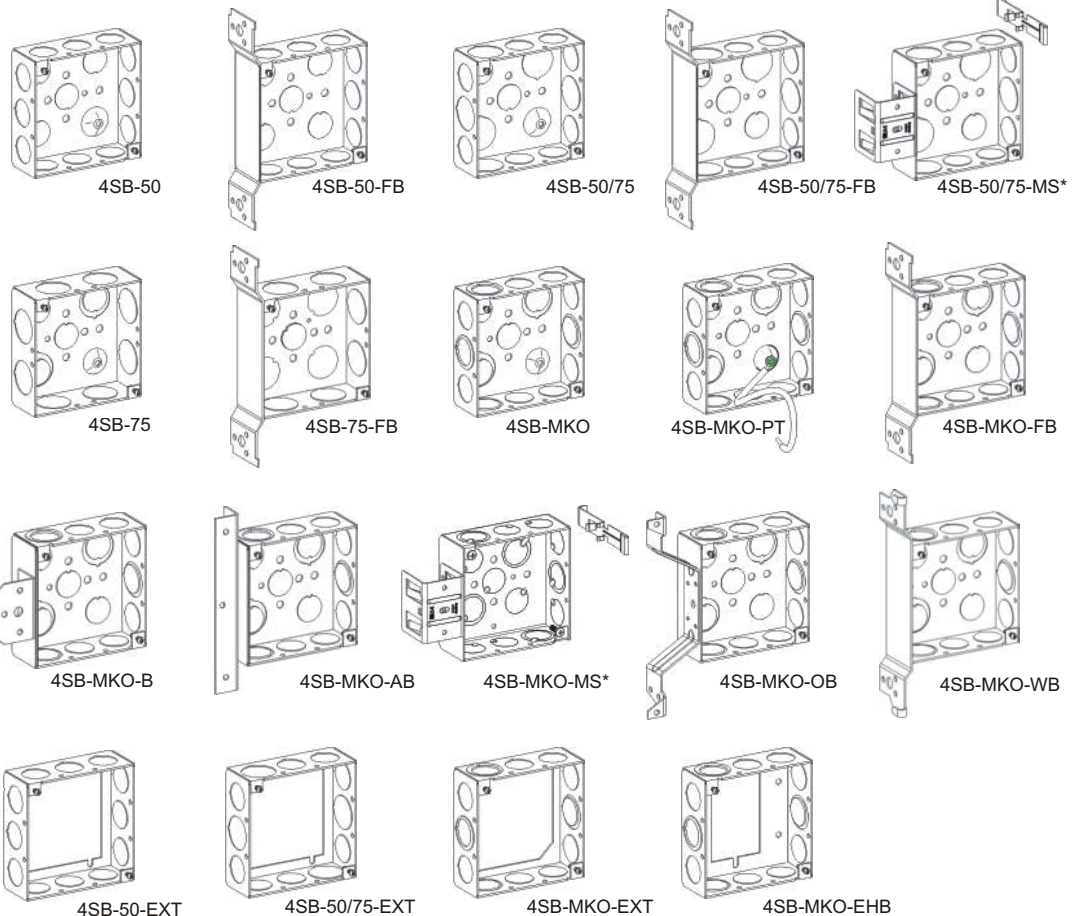
- UMI Patent Pending Metal Stud (MS) Bracket Engages On Either Side Of A Metal Stud  
\*Model Revised Feb. 2008

#### Boxes with Pigtail:

- Raised Ground Emboss and Pre-Assembled 3-Way, 10-32 Ground Screw and Solid #12AWG Pigtail



Cat. No.	Bracket & Setback	Knockouts		Std. Pkg.
		Sides	Bottom	
4SB-50	-	12 - 1/2"	4 - 1/2"	50
4SB-50-FB	FB, Flush	9 - 1/2"	5 - 1/2"	24
4SB-50/75	-	8 - 1/2", 4 - 3/4"	2 - 1/2", 2 - 3/4"	50
4SB-50/75-FB	FB, Flush	6 - 1/2", 3 - 3/4"	3 - 1/2", 2 - 3/4"	24
4SB-50/75-MS*	MS, Self-Gripping + Box Support Clip	6 - 1/2", 3 - 3/4"	3 - 1/2", 2 - 3/4"	24
4SB-75	-	8 - 3/4"	2 - 1/2", 2 - MKO	50
4SB-75-FB	FB, Flush	6 - 3/4"	1 - 1/2", 4 - 3/4"	24
4SB-MKO	-	8 - 1/2", 4 - MKO	2 - 1/2", 2 - MKO	50
4SB-MKO-PT	With 7" Pigtail	8 - 1/2", 4 - MKO	2 - 1/2", 2 - MKO	50
4SB-MKO-FB	FB, Flush	6 - 1/2", 3 - MKO	3 - 1/2", 2 - MKO	24
4SB-MKO-B	B, Flush	6 - 1/2", 3 - MKO	3 - 1/2", 2 - MKO	24
4SB-MKO-AB	AB, 9/16"	6 - 1/2", 3 - MKO	3 - 1/2", 2 - MKO	24
4SB-MKO-MS*	MS, Self-Gripping + Box Support Clip	6 - 1/2", 3 - MKO	3 - 1/2", 2 - MKO	24
4SB-MKO-OB	OB, 1-5/16"	6 - 1/2", 3 - MKO	3 - 1/2", 2 - MKO	24
4SB-MKO-WB	WB, Flush	6 - 1/2", 3 - MKO	3 - 1/2", 2 - MKO	24
4SB-50-EXT	-	12 - 1/2"	-	50
4SB-50/75-EXT	-	8 - 1/2", 4 - 3/4"	-	50
4SB-MKO-EXT	-	8 - 1/2", 4 - MKO	-	50
4SB-MKO-EHB	Extension Ring to Handy Box	8 - 1/2", 4 - MKO	-	50



#### Certification:

- File E227970
- Acceptable for use in 2-hour Fire Rated Walls, Visit [www.ul.com](http://www.ul.com)



## 4S Boxes

### 4" SQUARE (4S) BOXES

**WELDED**

**1-1/2" DEEP**

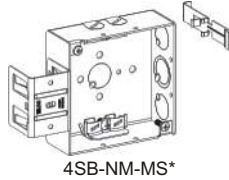
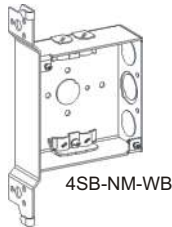
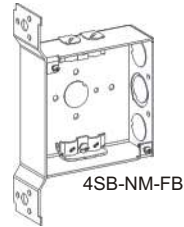
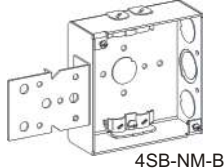
21.0 Cu. In.

**WITH NON-METALLIC (NM)  
SHEATHED CABLE CLAMPS**

Cat. No.	Bracket & Setback	Knockouts		Std. Pkg.
		Sides	Bottom	
<b>4SB-NM</b>	-	4 - 1/2", 2-MKO, 4-Loom	1 - 1/2"	50
<b>4SB-NM-B</b>	B, Flush	2 - 1/2", 1-MKO, 4-Loom	1 - 1/2"	24
<b>4SB-NM-FB</b>	FB, Flush	2 - 1/2", 1-MKO, 4-Loom	1 - 1/2"	24
<b>4SB-NM-MS*</b>	MS, Self-Gripping + Box Support Clip	2 - 1/2", 1-MKO, 4-Loom	1 - 1/2"	24
<b>4SB-NM-WB</b>	WB, Flush	2 - 1/2", 1-MKO, 4-Loom	1 - 1/2"	24

**Metal Stud Bracket:**

- UMI Patent Pending Metal Stud (MS) Bracket Engages On Either Side Of A Metal Stud
- \*Model Revised Feb. 2008



### 4" SQUARE (4S) BOXES

**WELDED**

**1-1/2" DEEP**

21.0 Cu. In.

**WITH METAL CLAD (BX/MC)  
CABLE CLAMPS**

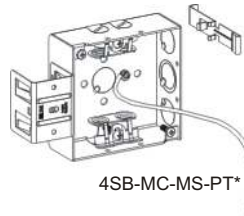
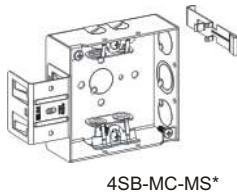
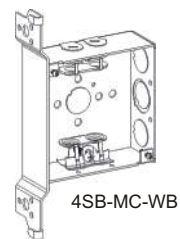
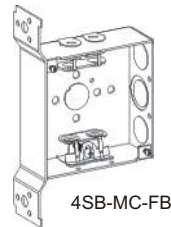
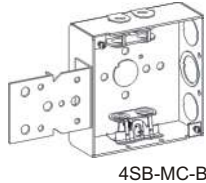
Cat. No.	Bracket & Setback	Knockouts		Std. Pkg.
		Sides	Bottom	
<b>4SB-MC</b>	-	4 - 1/2", 2-MKO, 4-Loom	1 - 1/2"	50
<b>4SB-MC-B</b>	B, Flush	2 - 1/2", 1-MKO, 4-Loom	1 - 1/2"	24
<b>4SB-MC-FB</b>	FB, Flush	2 - 1/2", 1-MKO, 4-Loom	1 - 1/2"	24
<b>4SB-MC-WB</b>	WB, Flush	2 - 1/2", 1-MKO, 4-Loom	1 - 1/2"	24
<b>4SB-MC-MS</b>	MS + Box Support Clip	2 - 1/2", 1-MKO, 4-Loom	1 - 1/2"	24
<b>4SB-MC-MS-PT</b>	MS + Box Support Clip + 7" Pigtail	2 - 1/2", 1-MKO, 4-Loom	1 - 1/2"	24

**BX/MC Clamp:**

- All MC series boxes are suitable for use with MCAP™-Aluminum
- MCAP is a trademark of Southwire Company

**Boxes with Pigtail:**

- Raised Ground Emboss and Pre-Assembled 3-Way, 10-32 Ground Screw and Solid #12AWG Pigtail



**Certification:**

- File E227970
- Acceptable for use in 2-hour Fire Rated Walls, Visit [www.ul.com](http://www.ul.com)

# 4S Deep Boxes

## 4" SQUARE (4S) DEEP BOXES

### WELDED

### 2-1/8" DEEP

30.3 Cu. In.

- Raised Ground Emboss  
(Except for Bracketed Boxes)

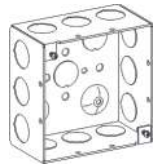
#### Metal Stud Bracket:

- UMI Patent Pending  
Metal Stud (MS) Bracket Engages  
On Either Side Of A Metal Stud  
**\*Model Revised Feb. 2008**

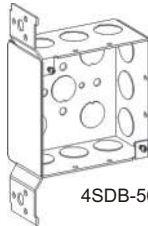
#### Boxes with Pigtail:

- Raised Ground Emboss  
and Pre-Assembled 3-Way,  
10-32 Ground Screw and  
Solid #12AWG 7" Pigtail

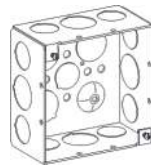
Cat. No.	Bracket & Setback	Knockouts		Std. Pkg.
		Sides	Bottom	
<b>4SDB-50</b>	-	12 - 1/2"	4 - 1/2"	24
<b>4SDB-50-FB</b>	FB, Flush	9 - 1/2"	5 - 1/2"	24
<b>4SDB-50/75</b>	-	8 - 1/2", 4 - 3/4"	2 - 1/2", 2 - 3/4"	24
<b>4SDB-50/75-FB</b>	FB, Flush	6 - 1/2", 3 - 3/4"	3 - 1/2", 2 - 3/4"	24
<b>4SDB-50/75-MS*</b>	MS, Self-Gripping + Box Support Clip	6 - 1/2", 3 - 3/4"	3 - 1/2", 2 - 3/4"	24
<b>4SDB-75</b>	-	8 - 3/4"	2 - 1/2", 2 - MKO	24
<b>4SDB-75-FB</b>	FB, Flush	6 - 3/4"	1 - 1/2", 4 - 3/4"	24
<b>4SDB-75/100</b>	-	4 - 3/4", 4 - 1"	2 - 1/2", 2 - 3/4"	24
<b>4SDB-100</b>	-	8 - 1"	2 - 1/2", 2 - 3/4"	24
<b>4SDB-100-FB</b>	FB, Flush	6 - 1"	3 - 1/2", 2 - 3/4"	24
<b>4SDB-MKO</b>	-	6 - 1/2", 6 - MKO	2 - 1/2", 2 - MKO	24
<b>4SDB-MKO-PT</b>	With 7" Pigtail	6 - 1/2", 6 - MKO	2 - 1/2", 2 - MKO	24
<b>4SDB-MKO-FB</b>	FB, Flush	4 - 1/2", 5 - MKO	3 - 1/2", 2 - MKO	24
<b>4SDB-MKO-MS*</b>	MS, Self-Gripping + Box Support Clip	4 - 1/2", 5 - MKO	3 - 1/2", 2 - MKO	24
<b>4SDB-MKO-WB</b>	WB, Flush	4 - 1/2", 5 - MKO	3 - 1/2", 2 - MKO	24



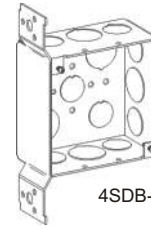
4SDB-50



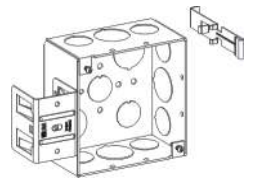
4SDB-50-FB



4SDB-50/75



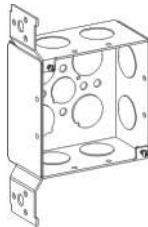
4SDB-50/75-FB



4SDB-50/75-MS\*



4SDB-75



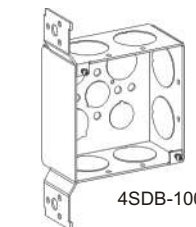
4SDB-75-FB



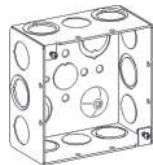
4SDB-75/100



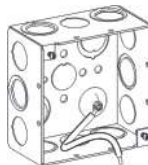
4SDB-100



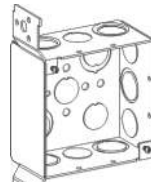
4SDB-100-FB



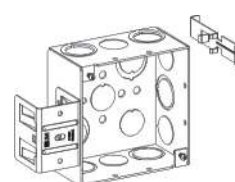
4SDB-MKO



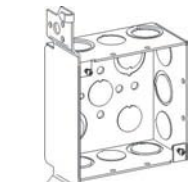
4SDB-MKO-PT



4SDB-MKO-FB



4SDB-MKO-MS\*



4SDB-MKO-WB

#### Certification:

-  File E227970
- Acceptable for use in 2-hour  
Fire Rated Walls,  
Visit [www.ul.com](http://www.ul.com)

## 4S Deep & Extra Deep Boxes



### 4" SQUARE (4S) DEEP BOXES

**WELDED**

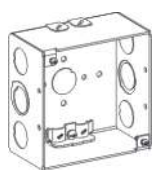
**2-1/8" DEEP**

30.3 Cu. In.

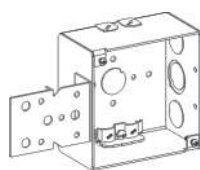
WITH NON-METALLIC (NM) SHEATHED CABLE CLAMPS



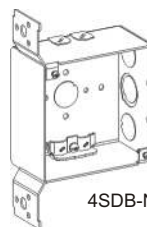
Cat. No.	Bracket & Setback	Knockouts		Std. Pkg.
		Sides	Bottom	
4SDB-NM	-	4 - 1/2", 2-MKO, 4-Loom	1 - 1/2"	24
4SDB-NM-B	B, Flush	2 - 1/2", 1-MKO, 4-Loom	1 - 1/2"	24
4SDB-NM-FB	FB, Flush	2 - 1/2", 1-MKO, 4-Loom	1 - 1/2"	24
4SDB-NM-WB	WB, Flush	2 - 1/2", 1-MKO, 4-Loom	1 - 1/2"	24



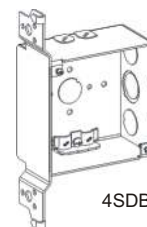
4SDB-NM



4SDB-NM-B



4SDB-NM-FB



4SDB-NM-WB

### 4" SQUARE (4S) DEEP BOXES

**WELDED**

**2-1/8" DEEP**

30.3 Cu. In.

WITH METAL CLAD (BX/MC) CABLE CLAMPS

#### BX/MC Clamp:

- All MC series boxes are suitable for use with MCAP™-Aluminum
- MCAP is a trademark of Southwire Company

#### Metal Stud Bracket:

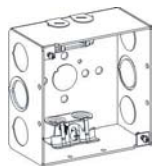
- UMI Patent Pending Metal Stud (MS) Bracket Engages On Either Side Of A Metal Stud
- \*Model Revised Feb. 2008

#### Boxes with Pigtail:

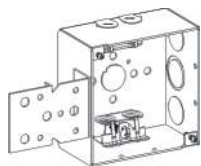
- Raised Ground Emboss and Pre-Assembled 3-Way, 10-32 Ground Screw and 7" Long Solid #12AWG Pigtail



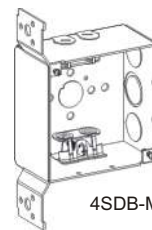
Cat. No.	Bracket & Setback	Knockouts		Std. Pkg.
		Sides	Bottom	
4SDB-MC	-	4 - 1/2", 2-MKO, 4-Loom	1 - 1/2"	24
4SDB-MC-B	B, Flush	2 - 1/2", 1-MKO, 4-Loom	1 - 1/2"	24
4SDB-MC-FB	FB, Flush	2 - 1/2", 1-MKO, 4-Loom	1 - 1/2"	24
4SDB-MC-MS*	MS, Self-Gripping	2 - 1/2", 1-MKO, 4-Loom	1 - 1/2"	24
4SDB-MC-MS-PT	MS, Self-Gripping	2 - 1/2", 1-MKO, 4-Loom	1 - 1/2"	24
4SDB-MC-WB	WB, Flush	2 - 1/2", 1-MKO, 4-Loom	1 - 1/2"	24



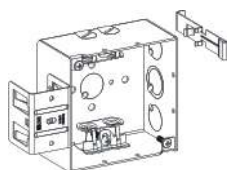
4SDB-MC



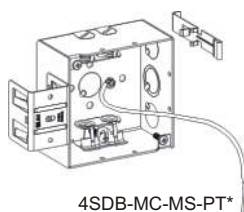
4SDB-MC-B



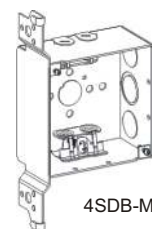
4SDB-MC-FB



4SDB-MC-MS\*



4SDB-MC-MS-PT\*



4SDB-MC-WB

### 4" SQUARE (4S) BOXES

**WELDED**

**3-1/2" DEEP**

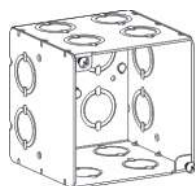
46.9 Cu. In.



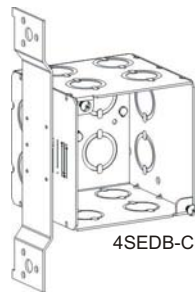
#### Certification:

- UL File E227970
- Acceptable for use in 2-hour Fire Rated Walls, Visit [www.ul.com](http://www.ul.com)

Cat. No.	Bracket & Setback	Knockouts		Std. Pkg.
		Sides	Bottom	
4SEDB-CKO	-	12 - CKO	4 - CKO	24
4SEDB-CKO-FB	FB, 1/2" Thru 1-1/4"	10 - CKO	4 - CKO	10



4SEDB-CKO



4SEDB-CKO-FB

## BSA Boxes and 4S Covers

### 4" SQUARE (4S) DEEP BOXES

**WELDED**

**2-1/8" DEEP**

30.3 Cu. In.

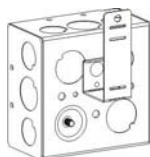
- Raised Ground Emboss

#### Boxes with Pigtail:

- Raised Ground Emboss and Pre-Assembled 3-Way, 10-32 Ground Screw and Solid #12AWG 10" Pigtail

#### BSA:

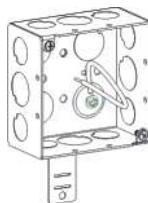
- UMI Back Support Arm installed on this box provides support for studs up to 6" deep
- An excellent choice for pre-fab applications



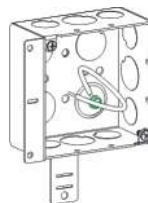
#### Adjustable Rings:

- For more information See Page A13

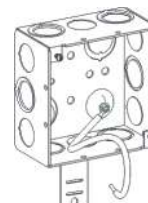
Cat. No.	Bracket & Setback	Knockouts		Std. Pkg.
		Sides	Bottom	
<b>4SDB-50/75-PT-BSA</b>	With Back Support + 10" Pigtail	8 - 1/2", 4 - 3/4"	1 - 1/2", 2 - 3/4"	24
<b>4SDB-50/75-AB-PT-BSA</b>	With Back Support + 10" PT & Brkt.	6 - 1/2", 3 - 3/4"	1 - 1/2", 2 - 3/4"	24
<b>4SDB-MKO-PT-BSA</b>	With Back Support + 10" Pigtail	6 - 1/2", 6 - MKO	1 - 1/2", 2 - MKO	24
<b>4SDB-MKO-AB-PT-BSA</b>	With Back Support + 10" PT & Brkt.	4 - 1/2", 5 - MKO	1 - 1/2", 2 - MKO	24
<b>4SDB-MKO-AR1G</b>	4SDB-MKO-AB-PT-BSA + 1G Adj. Ring	4 - 1/2", 5 - MKO	1 - 1/2", 2 - MKO	24
<b>4SDB-MKO-AR2G</b>	4SDB-MKO-AB-PT-BSA + 2G Adj. Ring	4 - 1/2", 5 - MKO	1 - 1/2", 2 - MKO	24



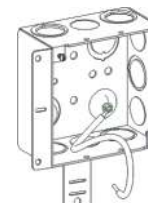
4SDB-50/75-PT-BSA



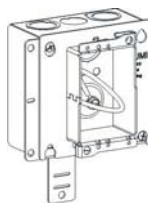
4SDB-50/75-AB-PT-BSA



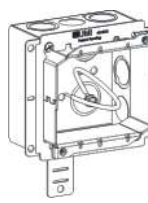
4SDB-MKO-PT-BSA



4SDB-MKO-AB-PT-BSA



4SDB-MKO-AR1G




4SDB-MKO-AR2G

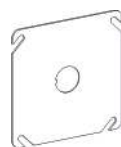
### 4" SQUARE (4S) COVERS FLAT OR DRAWN



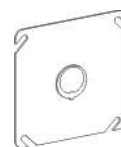
Cat. No.	Description	Cu. Inch	Std. Pkg.
<b>4BC</b>	Flat, Blank	-	50
<b>4BCK</b>	Flat, 1/2" KO	-	50
<b>4BC-MKO</b>	Flat, MKO	-	50
<b>43000</b>	Flat, Open, Ears 2-3/4" O.C.	-	50
<b>43050</b>	Raised 1/2", Open, Ears 2-3/4" O.C.	3.0	50
<b>43058</b>	Raised 5/8", Open, Ears 2-3/4" O.C.	4.0	50
<b>43075</b>	Raised 3/4", Open, Ears 2-3/4" O.C.	5.0	50
<b>43100</b>	Raised 1", Open, Ears 2-3/4" O.C.	6.8	25
<b>43125</b>	Raised 1-1/4", Open, Ears 2-3/4" O.C.	8.5	25
<b>43150</b>	Raised 1-1/2", Open, Ears 2-3/4" O.C.	9.7	25
<b>43200</b>	Raised 2", Open, Ears 2-3/4" O.C.	12.9	25



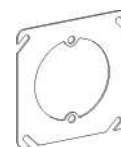
4BC



4BCK



4BC-MKO



43000



- 43050
- 43058
- 43075
- 43100
- 43125
- 43150
- 43200

#### Certification:

- File E227970

## 4S Rings and Low-Voltage Partitions

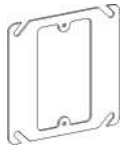


Steel Products

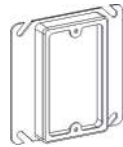
### 4" SQUARE (4S) 1-GANG & 2-GANG DEVICE RINGS FLAT OR DRAWN



Cat. No.	Description	Gangs	Std. Pkg.
41000	Flat	1	50
41025	Raised 1/4"	1	50
41050	Raised 1/2"	1	50
41058	Raised 5/8"	1	50
41075	Raised 3/4"	1	50
41100	Raised 1"	1	25
41125	Raised 1-1/4"	1	25
41150	Raised 1-1/2"	1	25
41200	Raised 2"	1	25
42000	Flat	2	50
42025	Raised 1/4"	2	50
42050	Raised 1/2"	2	50
42058	Raised 5/8"	2	50
42075	Raised 3/4"	2	50
42100	Raised 1"	2	25
42125	Raised 1-1/4"	2	25
42150	Raised 1-1/2"	2	25
42200	Raised 2"	2	25
<b>UPC</b>	Gangable, Steel Universal Protective Cover protects any device during drywall, painting, routing, mudding & plastering. See Page E18 for Detail.		25
<b>UPCTS</b>	Optional Plastic Insert for UPC to protect Toggle Switch. See Page E18 for Detail.		25



41000



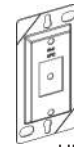
41025  
41050  
41058  
41075  
41100  
41125  
41150  
41200



42000



42025  
42050  
42058  
42075  
42100  
42125  
42150  
42200



UPC



UPCTS

### 4" SQUARE (4S) BOXES LOW-VOLTAGE PARTITIONS



Cat. No.	Description	For Use with 2-Gang Rings:	Std. Pkg.
<b>4SP-100</b>	For Use With 1-1/2" Deep Boxes	Flat, 1/4", 1/2", 3/4" 1"	25
<b>4SP-200</b>	For Use With 1-1/2" Deep Boxes	5/8", 1-1/4", 1-1/2", 1-3/4" 2"	25
<b>4SDP-100</b>	For Use With 2-1/8" Deep Boxes	Flat, 1/4", 1/2", 3/4" 1"	25
<b>4SDP-200</b>	For Use With 2-1/8" Deep Boxes	5/8", 1-1/4", 1-1/2", 1-3/4" 2"	25



4SP-100



4SP-200



4SDP-100



4SDP-200

**Certification:**

File E227970

# 4S Adjustable Rings & Universal Box Brackets

## ADJUSTABLE RINGS

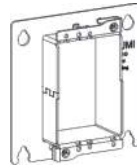
Patent Pending

### Product Features:

- For use with 4" Square 2-1/8" or Deeper Boxes
- 1/4" to 1-1/2" adjustability range
- Solution to stocking multiple items
- Provides flexibility at the job site



Cat. No.	Description	Standard	With One Extension Installed		Std. Pkg.
			+ 1GX75	+ 2GX75	
<b>4SAR1G</b>	1-Gang Adjustable ring for 4S deep boxes	1/4" to 1-1/2"	1" to 2-1/4"	-	25
<b>4SAR2G</b>	2-Gang Adjustable ring for 4S deep boxes	1/4" to 1-1/2"	-	1" to 2-1/4"	25



4SAR1G



4SAR2G

## EXTENSIONS

Patent Pending

### Product Features:

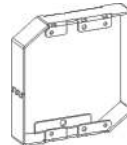
- Additional extensions can be added to assure a flush finish regardless of wall material thickness or any combination of wall finish materials
- An extension adds 3/4" of depth
- Mounts easily to ring with (2) 8-32 screws
- Multiple extensions can be installed on one ring




Cat. No.	Description	For Use With	Std. Pkg.
<b>1GX75</b>	1-Gang 3/4"Extension	4SAR1G or 5SAR1G	50
<b>2GX75</b>	2-Gang 3/4"Extension	4SAR2G or 5SAR2G	50



1GX75



2GX75



## UNIVERSAL BOX BRACKETS

Patent Pending

### Product Features:

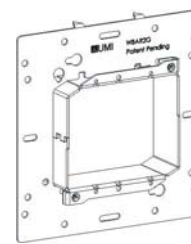
- Accepts 4S or 5S boxes in a line voltage application
- Mounts to any stud, shear wall, 6" X 6" NEMA 1 enclosure, or USB wall and floor brackets.
- Can be used standalone for low voltage communications applications



Cat. No.	Description	To Extend Use	Std. Pkg.
<b>WBAR1G</b>	1-Gang Universal Box Bracket	1GX75	25
<b>WBAR2G</b>	2-Gang Universal Box Bracket	2GX75	25



WBAR1G



WBAR2G

### Certifications:

- File 3033655

Product Brand



Steel Products

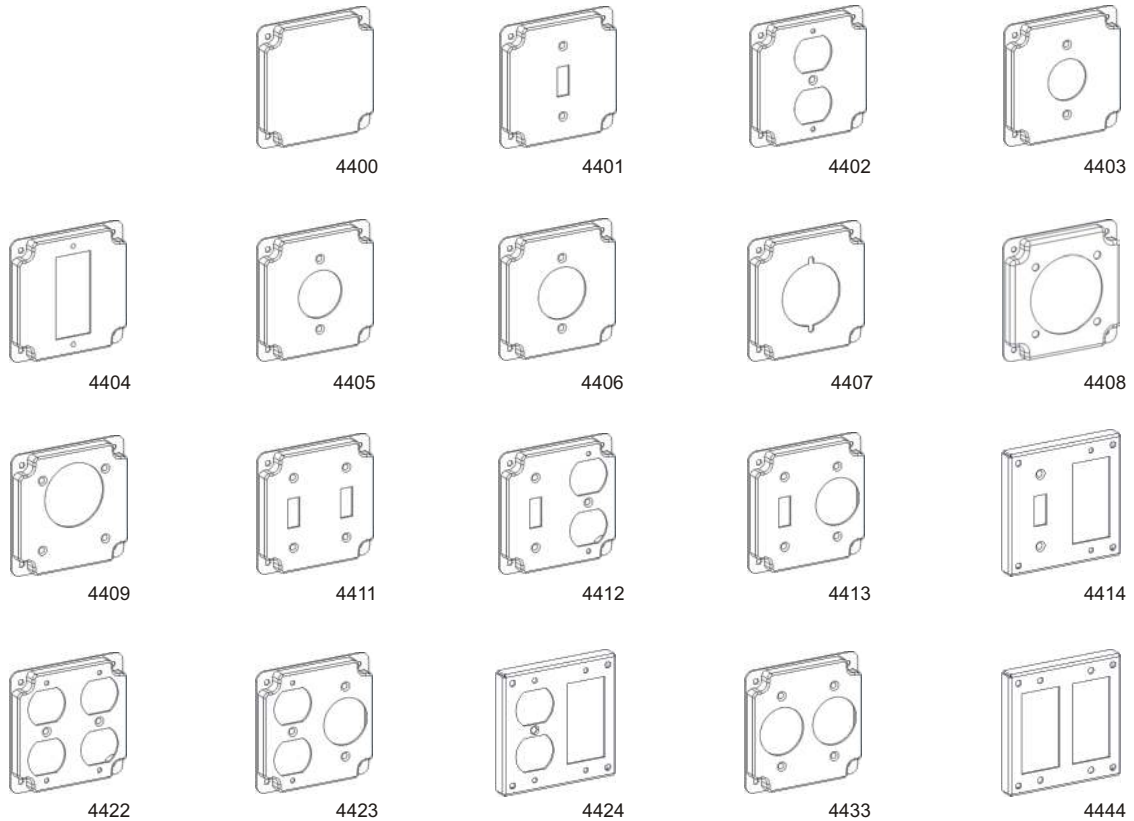
**4" SQUARE (4S)  
INDUSTRIAL COVERS  
RAISED 1/2"**

7.0 Cu. In.

Crushed Corners  
(Except for 4414, 4424, 4444)



Cat. No.	Description	Std. Pkg.
4400	Blank	50
4401	Toggle Switch	50
4402	Duplex Receptacle	50
4403	Single Receptacle, 15A, 1.406" Diameter	50
4404	GFCI or Decorative Switch	50
4405	Power Outlet, 20A, 1.594" Diameter	50
4406	Power Outlet, 30A Locking, 1.750" Diameter	50
4407	Power Outlet, 40 to 50A, 2.281" Diameter	50
4408	Power Outlet, 30 to 60A, 2.468" Diameter	50
4409	Power Outlet, 40 to 50A, 2.281" Diameter, Off-Centered	50
4411	2 Toggle Switches	50
4412	Toggle Switch / Duplex	50
4413	Toggle Switch / Single Receptacle	50
4414	Toggle Switch / GFCI	50
4422	2 Duplex Receptacles	50
4423	Duplex / Single Receptacle	50
4424	Duplex / GFCI	50
4433	2 Single Receptacles, 1.406" Dia. Each	50
4444	2 GFCIs or 2 Decorative Switches	50



**Certification:**

• File E227970

## 5S Boxes

### 4-11/16" SQUARE (5S) BOXES

**DRAWN**

**2-1/8" DEEP**

42.0 Cu. In.

- With Raised Ground Emboss & 10-32 Ground Screw



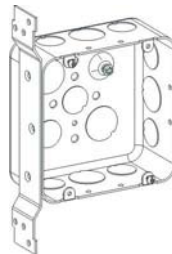
Cat. No.	Bracket & Setback	Knockouts		Std. Pkg.
		Sides	Bottom	
D5SDB-50/75	-	8 - 1/2", 4 - 3/4"	2 - 1/2", 2 - 3/4"	24
D5SDB-50/75-FB	FB, Flush	6 - 1/2", 3 - 3/4"	2 - 1/2", 2 - 3/4"	24
D5SDB-CKO	-	2 - 1/2", 10 - CKO	2 - 1/2", 2 - 3/4"	24
D5SDB-CKO-FB	FB, Flush	2 - 1/2", 7 - CKO	2 - 1/2", 2 - 3/4"	24



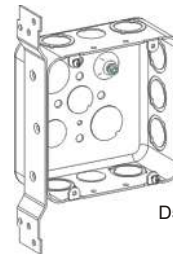
D5SDB-50/75



D5SDB-CKO



3-50/75-FB



D5SDB-CKO-FB

### 4-11/16" SQUARE (5S) SUPER SHALLOW BOX & EXTENSION RING

**WELDED**

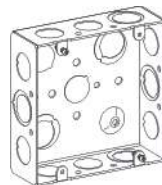
**1-1/2" DEEP**

29.5 Cu. In.

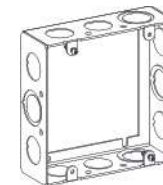
- With Raised Ground Emboss (Except for Extension Box)



Cat. No.	Knockouts		Std. Pkg.
	Sides	Bottom	
5SSB-MKO	8 - 1/2", 4 - MKO	2 - 1/2", 2 - MKO	24
5SSB-MKO-EXT	8 - 1/2", 4 - MKO	-	24



5SSB-MKO



5SSB-MKO-EXT

### 4-11/16" SQUARE (5S) LARGE CAPACITY BOXES

**WELDED**

**2-1/2" DEEP**

49.4 Cu. In.

- With Raised Ground Emboss, Two #8-32 x 1/2" Mounting Screws

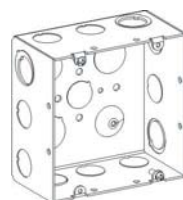
**Suitable for Datacom & Electrical Applications**

**Certification:**

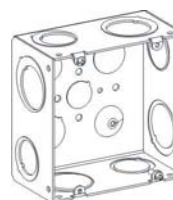
- File E227970

- Acceptable for use in 2-hour Fire Rated Walls, Visit [www.ul.com](http://www.ul.com)

Cat. No.	Knockouts		Std. Pkg.
	Sides	Bottom	
5SLB-MKO	8 - 1/2", 4 - 1/2"&3/4" M.K.O.	2 - 1/2", 2-3/4"	24
5SLB-2MKO	4 - 3/4"&1" M.K.O., 4 - 1"&1-1/4" M.K.O.	2 - 1/2", 2-3/4"	24



5SLB-MKO



5SLB-2MKO

Note: With Four 3/4" Inside 1" Eccentric K.O.'s and Four 1" Inside 1-1/4" Eccentric K.O.'s



Product Brand



Steel Products

### 4-11/16" SQUARE (5S) BOXES

#### WELDED

#### 2-1/8" DEEP

42.0 Cu. In.

- With Raised Ground Emboss (Except for Bracketed Boxes and Extension Boxes)

#### Metal Stud Bracket:

- UMI Patent Pending Metal Stud (MS) Bracket Engages On Either Side Of A Metal Stud
- \*Model Revised Feb. 2008

#### Boxes with Pigtail:

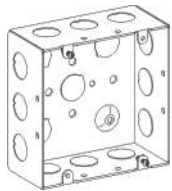
- Raised Ground Emboss and Pre-Assembled 3-Way, 10-32 Ground Screw and Solid #12AWG Pigtail

#### BSA Boxes:

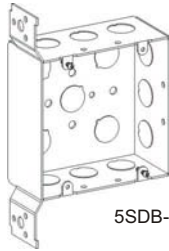
- See page A9 for Installation View



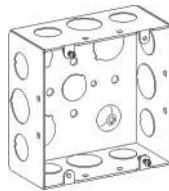
Cat. No.	Bracket & Setback	Knockouts		Std. Pkg.
		Sides	Bottom	
5SDB-50	-	12 - 1/2"	4 - 1/2"	24
5SDB-50-FB	FB, Flush	9 - 1/2"	5 - 1/2"	24
5SDB-50/75	-	8 - 1/2", 4 - 3/4"	2 - 1/2", 2 - 3/4"	24
5SDB-50/75-FB	FB, Flush	6 - 1/2", 3 - 3/4"	3 - 1/2", 2 - 3/4"	24
5SDB-75	-	12 - 3/4"	2 - 1/2", 2 - 3/4"	24
5SDB-75/100	-	4 - 3/4", 4 - 1"	2 - 1/2", 2 - 3/4"	24
5SDB-75/100-FB	FB, Flush	3 - 3/4", 3 - 1"	3 - 1/2", 2 - 3/4"	24
5SDB-100	-	8 - 1"	2 - 1/2", 2 - 3/4"	24
5SDB-100-FB	FB, Flush	6 - 1"	3 - 1/2", 2 - 3/4"	24
5SDB-125	-	6 - 1-1/4"	2 - 1/2", 2 - 3/4"	24
5SDB-MKO	-	2 - 1/2", 10 - MKO	2 - 1/2", 2 - MKO	24
5SDB-MKO-PT	With 7" Pigtail	2 - 1/2", 10 - MKO	2 - 1/2", 2 - MKO	24
5SDB-MKO-FB	FB, Flush	2 - 1/2", 7 - MKO	3 - 1/2", 2 - MKO	24
5SDB-MKO-MS*	MS, Self-Gripping + Box Support Clip	2 - 1/2", 7 - MKO	3 - 1/2", 2 - MKO	24
5SDB-50/75-EXT	-	6-1/2", 2 - 3/4"	-	24
5SDB-MKO-EXT	-	2 - 1/2", 10 - MKO	-	24
5SDB-50/75-PT-BSA	Back Support & 10" PT	8 - 1/2", 4 - 3/4"	3 - 3/4"	24
5SDB-50/75-AB-PT-BSA	Back Support, 10" PT and Brkt.	6 - 1/2", 3 - 3/4"	3 - 3/4"	24



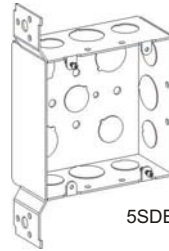
5SDB-50



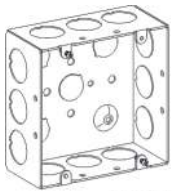
5SDB-50-FB



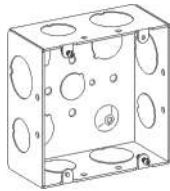
5SDB-50/75



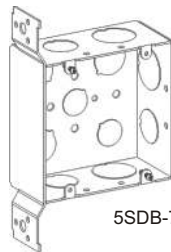
5SDB-50/75-FB



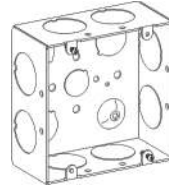
5SDB-75



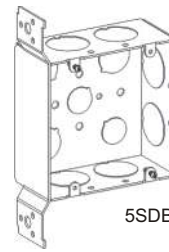
5SDB-75/100



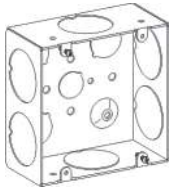
5SDB-75/100-FB



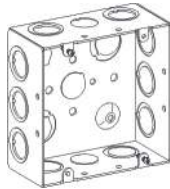
5SDB-100



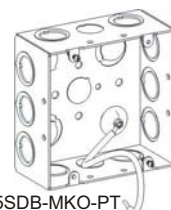
5SDB-100-FB



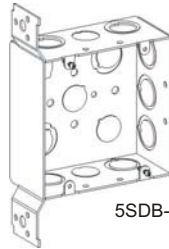
5SDB-125



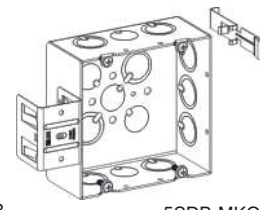
5SDB-MKO



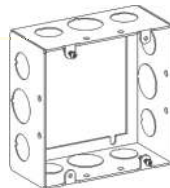
5SDB-MKO-PT



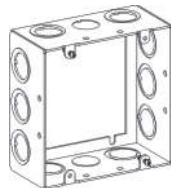
5SDB-MKO-FB



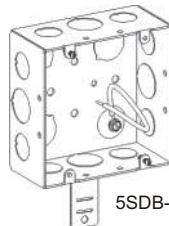
5SDB-MKO-MS\*



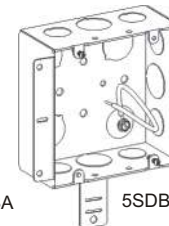
5SDB-50/75-EXT



5SDB-MKO-EXT



5SDB-50/75-PT-BSA



5SDB-50/75-AB-PT-BSA

#### Certification:

- File E227970
- Acceptable for use in 2-hour Fire Rated Walls, Visit [www.ul.com](http://www.ul.com)

## 5S Deep Boxes, Covers & Low-Voltage Partitions

Steel Products

### 4-11/16" SQUARE (5S) BOXES

**WELDED**

**2-1/8" DEEP**

42.0 Cu. In.

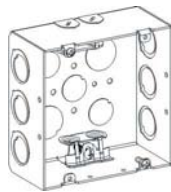
**BX/MC Clamp:**

- All MC series boxes are suitable for use with MCAP™-Aluminum
- MCAP is a trademark of Southwire Company

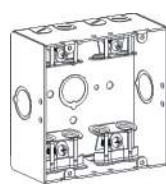
Cat. No.	Bracket & Setback	Knockouts		Std. Pkg.
		Sides	Bottom	
<b>5SDB-MC</b>	-	6-MKO, 4-Loom	3 - 1/2", 2 - 3/4"	24
<b>5SDB-MC2</b>	-	2-MKO, 8-Loom	1-MKO	24
<b>5SDB-MC-FB</b>	FB, Flush	3-MKO, 4-Loom	3 - 1/2", 2 - 3/4"	24
<b>5SDB-MC2-FB</b>	FB, Flush	1-MKO, 8-Loom	1-MKO	24
<b>5SDB-MC-MS*</b>	MS, Self-Gripping + Box Support Clip	3-MKO, 4-Loom	2-MKO, 3 - 1/2"	24
<b>5SDB-MC2-MS*</b>	MS, Self-Gripping + Box Support Clip	1-MKO, 8-Loom	1-MKO	24

**Metal Stud Bracket:**

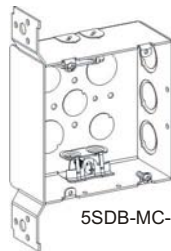
- UMI Patent Pending Metal Stud (MS) Bracket Engages On Either Side Of A Metal Stud
- \*Model Revised Feb. 2008



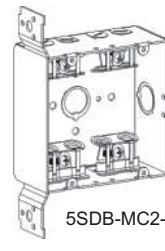
5SDB-MC



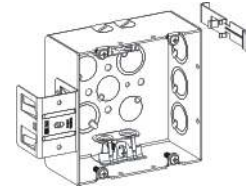
5SDB-MC2



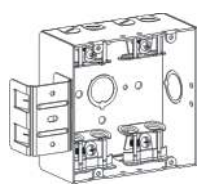
5SDB-MC-FB



5SDB-MC2-FB



5SDB-MC-MS\*




5SDB-MC2-MS\*

### 4-11/16" SQUARE (5S) COVERS

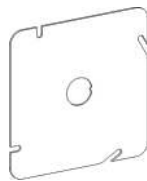
**FLAT OR DRAWN**



Cat. No.	Description	Cu. Inch	Std. Pkg.
<b>5BC</b>	Flat, Blank	-	50
<b>5BCK</b>	Flat, 1/2" KO	-	50
<b>5BC-MKO</b>	Flat, Moon KO	-	50
<b>53000</b>	Flat, Open, Ears 2-3/4" O.C.	-	50
<b>53050</b>	Raised 1/2", Open, Ears 2-3/4" O.C.	3.0	50
<b>53058</b>	Raised 5/8", Open, Ears 2-3/4" O.C.	4.0	50
<b>53075</b>	Raised 3/4", Open, Ears 2-3/4" O.C.	5.0	50
<b>53100</b>	Raised 1", Open, Ears 2-3/4" O.C.	6.8	25
<b>53125</b>	Raised 1-1/4", Open, Ears 2-3/4" O.C.	8.8	25
<b>53150</b>	Raised 1-1/2", Open, Ears 2-3/4" O.C.	9.7	25
<b>53200</b>	Raised 2", Open, Ears 2-3/4" O.C.	12.9	25



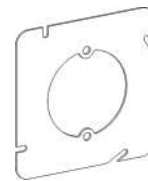
5BC



5BCK



5BC-MKO



53000



- 53050
- 53058
- 53075
- 53100
- 53125
- 53150
- 53200

### 4-11/16" SQUARE (5S) BOXES

**LOW-VOLTAGE**

**PARTITIONS**

Cat. No.	Description	For Use with 2-Gang Rings:	Std. Pkg.
<b>5SDP-100</b>	For Use With 2-1/8" Deep Boxes	Flat, 1/4", 1/2", 3/4" 1"	25
<b>5SDP-200</b>	For Use With 2-1/8" Deep Boxes	5/8", 1-1/4", 1-1/2", 1-3/4" 2"	25

**Certification:**

- File E227970
- Acceptable for use in 2-hour Fire Rated Walls, Visit [www.ul.com](http://www.ul.com)



5SDP-100



5SDP-200

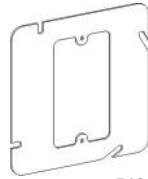
## 5S Rings



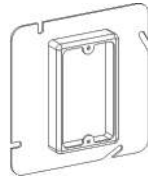
### 4-11/16" SQUARE (5S) 1-GANG & 2-GANG DEVICE RINGS FLAT OR DRAWN



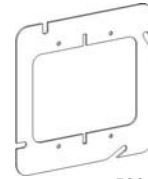
Cat. No.	Description	Gangs	Cu. Inch	Std. Pkg.
51000	Flat	1	-	50
51025	Raised 1/4"	1	1.8	50
51050	Raised 1/2"	1	3.8	50
51058	Raised 5/8"	1	4.3	50
51075	Raised 3/4"	1	5.5	50
51100	Raised 1"	1	7.5	25
51125	Raised 1-1/4"	1	9.4	25
51150	Raised 1-1/2"	1	11.2	25
51200	Raised 2"	1	14.4	25
52000	Flat	2	-	50
52025	Raised 1/4"	2	3.0	50
52050	Raised 1/2"	2	5.8	50
52058	Raised 5/8"	2	7.5	50
52075	Raised 3/4"	2	8.8	50
52100	Raised 1"	2	11.8	25
52125	Raised 1-1/4"	2	14.5	25
52150	Raised 1-1/2"	2	15.5	25
52200	Raised 2"	2	20.7	25



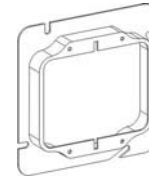
51000



51025  
51050  
51058  
51075  
51100  
51125  
51150  
51200



52000



52025  
52050  
52058  
52075  
52100  
52125  
52150  
52200

### ADJUSTABLE RINGS

Patent Pending

#### Product Features:

- For use with 4-11/16" Square 2-1/8" or Deeper Boxes
- 1/4" to 1-1/2" adjustability range
- Solution to stocking multiple items
- Provides flexibility at the job site



Cat. No.	Description	Standard	With One Extension Installed		Std. Pkg.
			+ 1GX75	+ 2GX75	
5SAR1G	1-Gang Adjustable ring for 5S deep boxes	1/4" to 1-1/2"	1" to 2-1/4"	-	25
5SAR2G	2-Gang Adjustable ring for 5S deep boxes	1/4" to 1-1/2"	-	1" to 2-1/4"	25



5SAR1G



5SAR2G

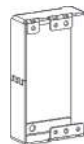
### EXTENSIONS

Patent Pending

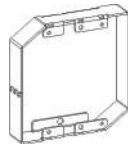
#### Product Features:

- Additional extensions can be added to assure a flush finish regardless of wall material thickness or any combination of wall finish materials
- An extension adds 3/4" of depth
- Mounts easily to ring with (2) 8-32 screws
- Multiple extensions can be installed on one ring

Cat. No.	Description	For Use With	Std. Pkg.
1GX75	1-Gang 3/4" Extension	4SAR1G or 5SAR1G	50
2GX75	2-Gang 3/4" Extension	4SAR2G or 5SAR2G	50



1GX75



2GX75



#### Certifications:

- Pending File E227970
- File 3033655

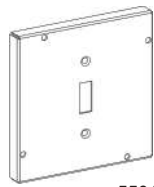
## 5S Industrial Covers

### 4-11/16" SQUARE (5S) INDUSTRIAL COVERS RAISED 1/2"

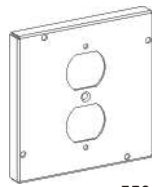
10 Cu. In.



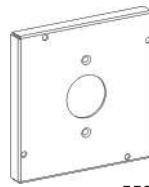
Cat. No.	Description	Std. Pkg.
5501	Toggle Switch	25
5502	Duplex Receptacle	25
5503	Single Receptacle, 15A, 1.406" Diameter	25
5504	GFCI or Decorative Switches	25
5505	Power Outlet, 20A, 1.594" Diameter	25
5506	Power Outlet, 30A Locking, 1.719" Diameter	25
5507	Power Outlet, 30 to 50A, 2.156" Diameter	25
5508	Power Outlet, 30 to 60A, 2.468" Diameter	25
5511	2 Toggle Switches	25
5512	Toggle Switch / Duplex Receptacle	25
5514	Toggle Switch / GFCI	25
5522	2 Duplex Receptacles	25
5524	Duplex Receptacle / GFCI	25
5544	2 GFCIs or 2 Decorative Switches	25



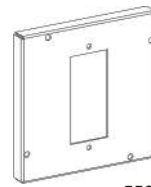
5501



5502



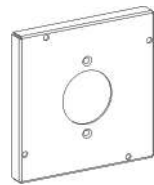
5503



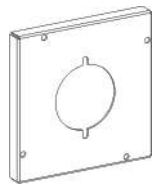
5504



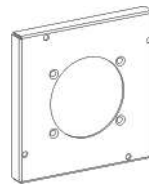
5505



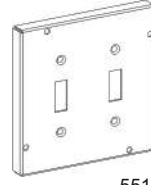
5506



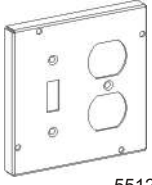
5507



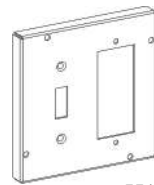
5508



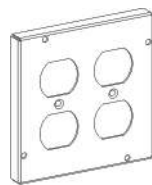
5511



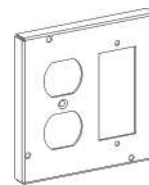
5512



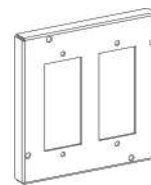
5514



5522



5524



5544

**Certification:**

- File E227970
- Acceptable for use in 2-hour Fire Rated Walls, Visit [www.ul.com](http://www.ul.com)

## Fire Alarm Boxes, Covers, and Extension



Steel Products

### FIRE ALARM BOXES & COVERS

**Common Features:**

- Provides easy identification of products containing cabling of Fire Alarm Systems
- Prevent need for repainting
- Industrial, Commercial or Residential Use
- Durable Red Powder Finish
- Boxes not painted inside to retain conductivity

**Specs:**

- For further specs look in the catalog pages indicated that contain corresponding models without red finish

Cat. No.	Description	Specs on Page No.	Std. Pkg.
FA-4RBC	4" Octagon Cover	A5	50
FA-4RDB-MKO	4" Octagon Box	A4	50
FA-4BC	4" Square Blank Cover	A11	50
FA-4SB-MKO	4" Square Box with MKOs	A7	50
FA-4SB-MKO-EXT	4" Square Extension Ring with MKOs	A7	50
FA-4SDB-MKO	4" Square 2 1/8" Deep Box with MKOs	A9	24
FA-4SDB-MKO-FB	4" Square 2 1/8" Deep Box with FB Bracket	A9	24
FA-5BC	5" Square Blank Cover	A17	50
FA-5SDB-MKO	5" Square 2 1/8" Deep Box with MKOs	A16	24
FA-4SEDB-CKO	4" Square 3 1/2" Deep Box with CKOs For Oversized Alarm Devices	A10	24
FA-4SEDB-CKO-FB	4" Square 3 1/2" Deep Box with CKOs and FB Bracket with set-back marks for 1/2" through 1-1/4" drywall	A10	10



FA-4RBC



FA-4RDB-MKO



FA-4BC



FA-4SB-MKO



FA-4SB-MKO-EXT




FA-4SDB-MKO



FA-4SDB-MKO-FB



FA-5BC



FA-5SDB-MKO



FA-4SEDB-CKO



FA-4SEDB-CKO-FB

**Certification:**

- File E227970
- Acceptable for use in 2-hour Fire Rated Walls, Visit [www.ul.com](http://www.ul.com)

# Ultimate Support Bracket System

# A21

Product Brand



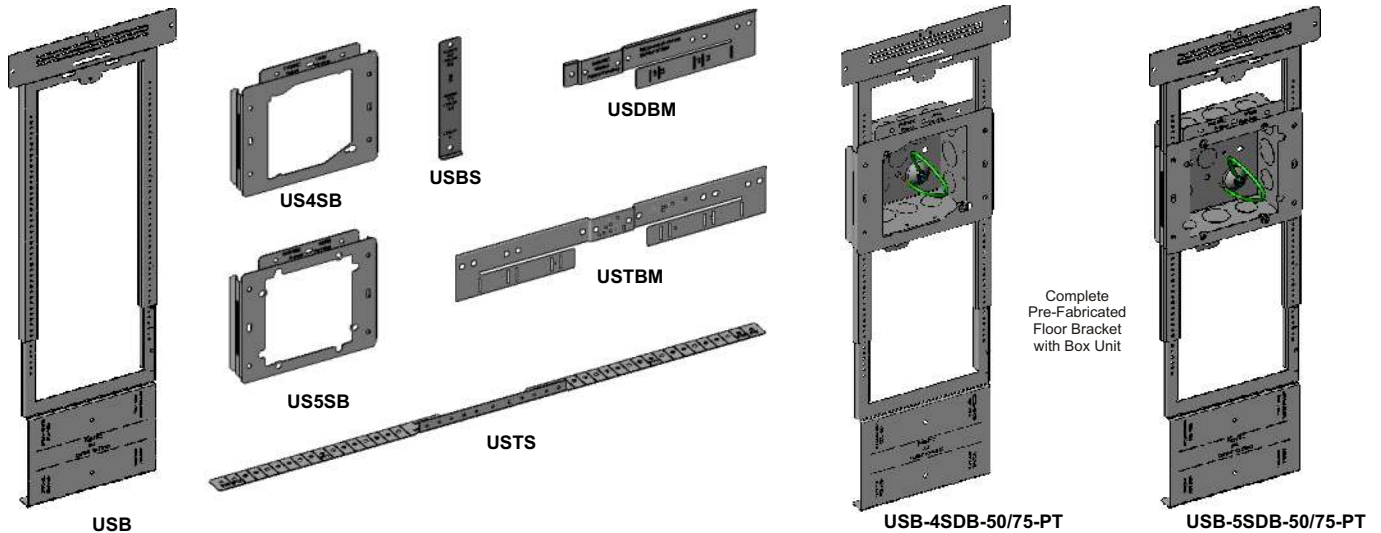
## FLOOR/WALL SUPPORT BRACKET

### Product Features:

- Can be floor or wall mounted on Wooden or Metal Studs
- Infinite height and width combinations
- Provides flexibility at the job site
- **USB must be accompanied with either US4SB or US5SB mounting bracket to attach a steel box**

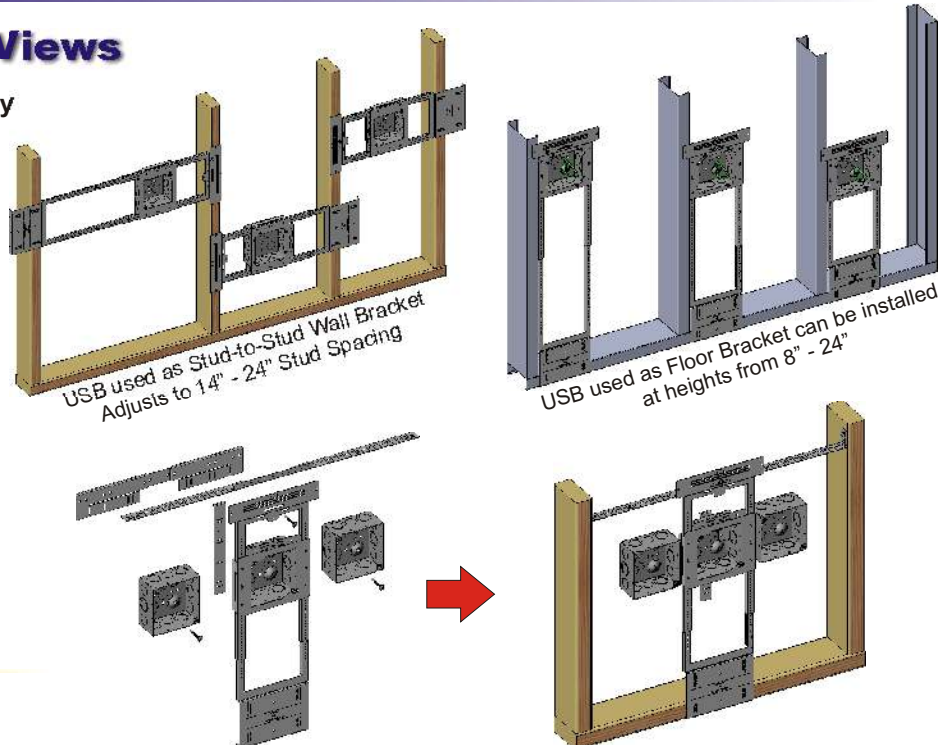


Cat. No.	Description	Std. Pkg.
<b>USB</b>	Ultimate Support Bracket, Adj. 8"-24" as a floor brkt or 14"-24" as a wall brkt between studs	12
<b>US4SB</b>	Mounting Bracket for 4" (4S) Box, snaps to USB	24
<b>US5SB</b>	Mounting Bracket for 4-11/16" (5S) Box, snaps to USB	50
<b>USBS</b>	Far-Side Back Support for 4" (4S) and 4-11/16" (5S) Boxes	50
<b>USDBM</b>	For use with USB to create a double box in floor mount assembly with built-in back support	50
<b>USTBM</b>	For use with USB to create a triple box in floor mount assembly with built-in back support	50
<b>USTS</b>	USB floor mount stud to stud top support	50
<b>USB-4SDB-50/75-PT</b>	Complete Pre-Assembled Floor Bracket with a 4" (4S) 2-1/8" Deep Box mounted, Includes installed Far-Side Back Support and Ground Pigtail	50
<b>USB-5SDB-50/75-PT</b>	Complete Pre-Assembled Floor Bracket with a 4-11/16" (5S) 2-1/8" Deep Box mounted, Includes installed Far-Side Back Support and Ground Pigtail	50



## Installation Views

Patented Revolutionary New System



### Certification:

- File E227970

Up to three 4S or 5S Boxes can be mounted on a single USB as a Floor Bracket using USB Accessories

## Multigang Switch Boxes



Steel Products

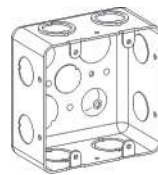
### MULTIGANG SWITCH BOXES

#### DRAWN 2-1/8" DEEP

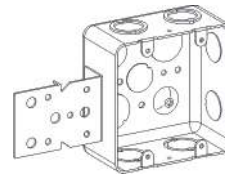
With Raised Ground Emboss  
With Device Ears



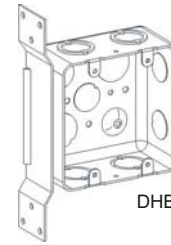
Cat. No.	No. of Gangs	Bracket & Setback	Knockouts		Dimension W x H	Cu. Inch	Std. Pkg.
			Sides	Bottom			
DHB-2	2	-	4 - 1/2", 4 - CKO	2 - 1/2", 2 - 3/4"	4" x 4"	30.3	25
DHB-2-B	2	B, 9/16"	2 - 1/2", 4 - CKO	2 - 1/2", 2 - 3/4"	4" x 4"	30.3	25
DHB-2-FB	2	FB, 9/16"	2 - 1/2", 4 - CKO	2 - 1/2", 2 - 3/4"	4" x 4"	30.3	25
DHB-3	3	-	4 - 1/2", 6 - CKO	2 - 1/2", 2 - 3/4"	5-3/4" x 4"	44.0	25
DHB-3-B	3	B, 9/16"	2 - 1/2", 6 - CKO	2 - 1/2", 2 - 3/4"	5-3/4" x 4"	44.0	20
DHB-3-FB	3	FB, 9/16"	2 - 1/2", 6 - CKO	2 - 1/2", 2 - 3/4"	5-3/4" x 4"	44.0	20
DHB-4	4	-	4 - 1/2", 8 - CKO	5 - 1/2", 4 - 3/4"	7-1/2" x 4"	57.8	20
DHB-4-B	4	B, 9/16"	2 - 1/2", 6 - CKO	5 - 1/2", 4 - 3/4"	7-1/2" x 4"	57.8	20
DHB-4-FB	4	FB, 9/16"	2 - 1/2", 6 - CKO	5 - 1/2", 4 - 3/4"	7-1/2" x 4"	57.8	20



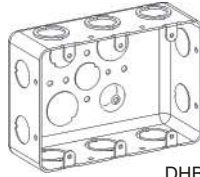
DHB-2



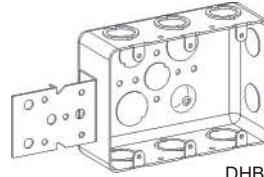
DHB-2-B



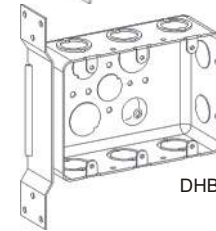
DHB-2-FB



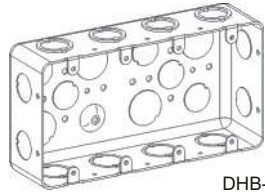
DHB-3



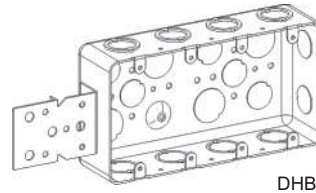
DHB-3-B



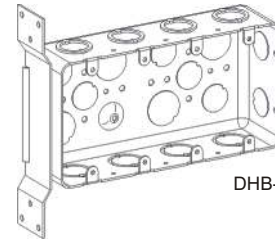
DHB-3-FB



DHB-4



DHB-4-B



DHB-4-FB

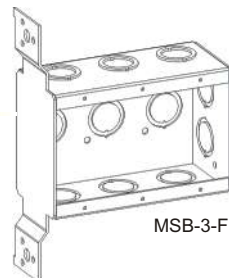
### MULTIGANG SWITCH BOXES

#### WELDED 2-1/2" DEEP

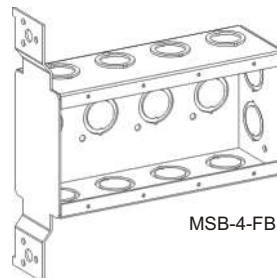
With Device Ears



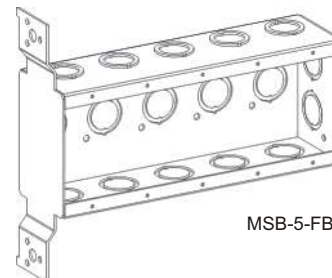
Cat. No.	No. of Gangs	Bracket & Setback	Knockouts		Dimension W x H	Cu. Inch	Std. Pkg.
			Sides	Bottom			
MSB-3-FB	3	FB, 9/16"	8 - CKO	3 - CKO	5-1/2" x 3-3/4"	47.9	20
MSB-4-FB	4	FB, 9/16"	10 - CKO	4 - CKO	7-3/8" x 3-3/4"	63.6	20
MSB-5-FB	5	FB, 9/16"	12 - CKO	5 - CKO	9-1/8" x 3-3/4"	79.6	20
MB-D	2-1/2" / 3-1/2" Partition for MSB and MB boxes				1/16" x 3-3/4"	-	25



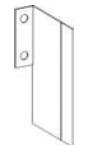
MSB-3-FB



MSB-4-FB



MSB-5-FB



MB-D

**Certification:**

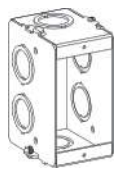
-  File E227970
- Acceptable for use in 2-hour Fire Rated Walls, Visit [www.ul.com](http://www.ul.com)

# Masonry Boxes

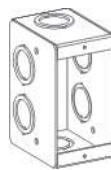
## MASONRY BOXES WITH CONCENTRIC KNOCKOUTS (CKO) 2-1/2" DEEP



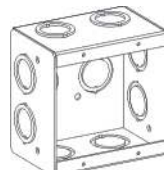
Cat. No.	No. of Gangs	Knockouts			Dimension W x H	Cu. Inch	Std. Pkg.
		Ends	Bottom	Sides			
<b>MSBG-1</b>	1, Gangable	2	1	4	1-7/8" x 3-3/4"	16.1	25
<b>MSB-1</b>	1	2	1	4	1-7/8" x 3-3/4"	16.1	25
<b>MSB-2</b>	2	3	2	4	3-3/4" x 3-3/4"	31.9	25
<b>MSB-3</b>	3	6	3	4	5-1/2" x 3-3/4"	47.9	10
<b>MSB-4</b>	4	8	4	4	7-3/8" x 3-3/4"	63.6	10
<b>MSB-5</b>	5	10	5	4	9-1/8" x 3-3/4"	79.6	10
<b>MSB-6</b>	6	12	6	4	11" x 3-3/4"	95.3	1



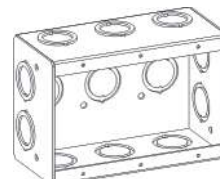
MSBG-1



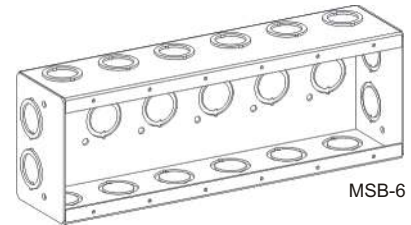
MSB-1



MSB-2



MSB-3

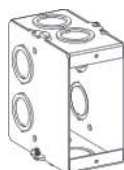


MSB-6

## MASONRY BOXES WITH CONCENTRIC KNOCKOUTS (CKO) 3-1/2" DEEP



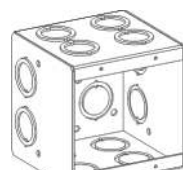
Cat. No.	No. of Gangs	Knockouts			Dimension W x H	Cu. Inch	Std. Pkg.
		Ends	Bottom	Sides			
<b>MBG-1</b>	1, Gangable	4	2	4	1-7/8" x 3-3/4"	23.5	25
<b>MB-1</b>	1	4	2	4	1-7/8" x 3-3/4"	23.5	25
<b>MB-2</b>	2	8	4	4	3-3/4" x 3-3/4"	46.9	10
<b>MB-3</b>	3	12	3	4	5-1/2" x 3-3/4"	69.3	10
<b>MB-4</b>	4	16	4	4	7-3/8" x 3-3/4"	92.1	10
<b>MB-5</b>	5	20	5	4	9-1/8" x 3-3/4"	116.1	10
<b>MB-6</b>	6	24	6	4	11" x 3-3/4"	139.0	1



MBG-1



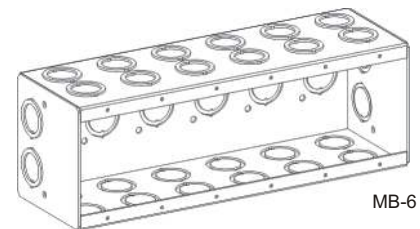
MB-1



MB-2



MB-3



MB-6

## MASONRY BOX PARTITION

Fits 2-1/2" & 3-1/2" Masonry Boxes

### Certification:

- File E227970
- Acceptable for use in 2-hour Fire Rated Walls, Visit [www.ul.com](http://www.ul.com)



MB-D

Cat. No.	Description	Dimension W x H	Std. Pkg.
<b>MB-D</b>	2-1/2" / 3-1/2" Partition for MSB and MB boxes	3-3/4" x 3-1/2"	25

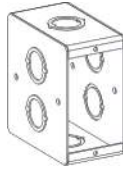




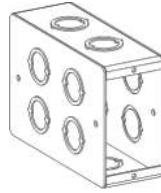
Steel Products

### MASONRY THRU BOXES WITH CONCENTRIC KNOCKOUTS (CKO)

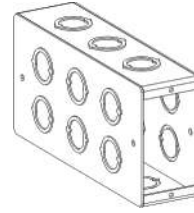
Cat. No.	Dimension W x H	Depth	Knockouts		Cu. Inch	Std. Pkg.
			Ends	Sides		
<b>MTB-350</b>	2" x 3-3/4"	3-1/2"	2	4	24.0	25
<b>MTB-550</b>	2" x 3-3/4"	5-1/2"	4	8	38.0	25
<b>MTB-750</b>	2" x 3-3/4"	7-1/2"	6	12	52.3	25



MTB-350



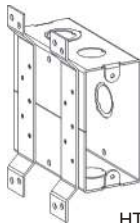
MTB-550



MTB-750

### 4" THRU BOX WITH BRACKET 4-5/16" DEEP

Cat. No.	Dimension W x H	Bracket & Setback	Knockouts		Cu. Inch	Std. Pkg.
			Ends	Side		
<b>HTB-FB</b>	2-1/8" x 4"	2 - FB, 3/8"	2 - 1/2", 2 - MKO	1 - MKO	33.0	25



HTB-FB

#### Certification:

- File E227970
- Acceptable for use in 2-hour Fire Rated Walls, Visit [www.ul.com](http://www.ul.com)



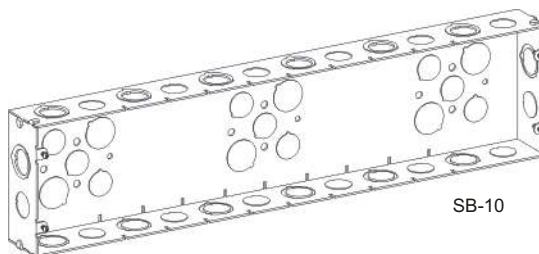
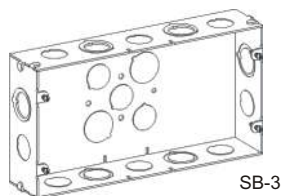
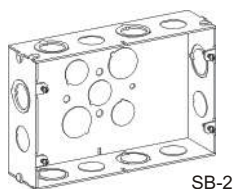
# Multigang Welded Switch Boxes

## MULTIGANG WELDED SWITCH BOXES 1-13/16" DEEP

### & LOW VOLTAGE PARTITION



Cat. No.	No. of Gangs	Knockouts		Dimension W x H	Cu. Inch	Std. Pkg.
		Sides	Bottom			
<b>SB-2</b>	2	6 - 1/2", 6 - MKO	3 - 1/2", 2 - 3/4"	6-13/16" x 4-9/16"	56.3	5
<b>SB-3</b>	3	8 - 1/2", 6 - MKO	3 - 1/2", 2 - 3/4"	8-5/8" x 4-9/16"	65.0	5
<b>SB-4</b>	4	8 - 1/2", 8 - MKO	6 - 1/2", 4 - 3/4"	10-7/16" x 4-9/16"	80.0	5
<b>SB-5</b>	5	10 - 1/2", 8 - MKO	6 - 1/2", 4 - 3/4"	12-1/4" x 4-9/16"	94.8	5
<b>SB-6</b>	6	10 - 1/2", 10 - MKO	6 - 1/2", 4 - 3/4"	14-1/16" x 4-9/16"	111.1	1
<b>SB-7</b>	7	12 - 1/2", 10 - MKO	9 - 1/2", 6 - 3/4"	15-7/8" x 4-9/16"	127.0	1
<b>SB-8</b>	8	12 - 1/2", 12 - MKO	9 - 1/2", 6 - 3/4"	17-11/16" x 4-9/16"	142.1	1
<b>SB-9</b>	9	14 - 1/2", 12 - MKO	9 - 1/2", 6 - 3/4"	19-1/2" x 4-9/16"	157.9	1
<b>SB-10</b>	10	14 - 1/2", 14 - MKO	9 - 1/2", 6 - 3/4"	21-3/8" x 4-9/16"	172.1	1
<b>SB-D</b>	1-7/8" / 2-5/8" Partition for SB Boxes with Raised or Flat Covers Fits other major brand multigang boxes with raised or flat covers					25



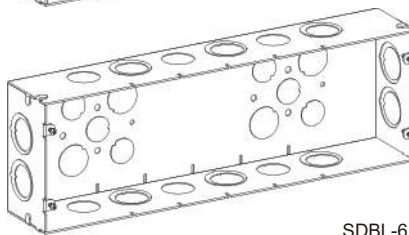
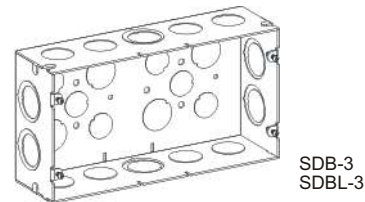
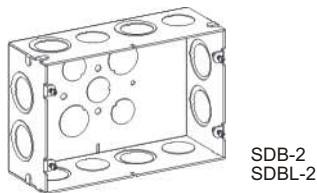
## MULTIGANG WELDED DEEP SWITCH BOXES 2-1/2" DEEP

### & LOW VOLTAGE PARTITION

All eccentric knockouts (MKOs) in this series are 3/4" and 1"



Cat. No.	No. of Gangs	Knockouts		Dimension W x H	Cu. Inch	Std. Pkg.
		Sides	Bottom			
<b>SDB-2</b>	2	4 - 3/4", 8 - 1/2" & 3/4" MKO	3 - 1/2", 2 - 3/4"	6-13/16" x 4-9/16"	70.0	5
<b>SDB-3</b>	3	8 - 3/4", 6 - 1/2" & 3/4" MKO	6 - 1/2", 4 - 3/4"	8-5/8" x 4-9/16"	90.0	5
<b>SDB-4</b>	4	4 - 3/4", 8 - 1/2" & 3/4" MKO	6 - 1/2", 4 - 3/4"	10-7/16" x 4-9/16"	110.0	5
<b>SDB-5</b>	5	6 - 3/4", 8 - 1/2" & 3/4" MKO	6 - 1/2", 4 - 3/4"	12-1/4" x 4-9/16"	130.0	5
<b>SDB-6</b>	6	6 - 3/4", 8 - 1/2" & 3/4" MKO	6 - 1/2", 4 - 3/4"	14-1/16" x 4-9/16"	150.0	1
<b>SDBL-2</b>	2	4 - 3/4", 8 - 3/4" & 1" MKO	3 - 1/2", 2 - 3/4"	6-13/16" x 4-9/16"	70.0	5
<b>SDBL-3</b>	3	8 - 3/4", 6 - 3/4" & 1" MKO	6 - 1/2", 4 - 3/4"	8-5/8" x 4-9/16"	90.0	5
<b>SDBL-4</b>	4	4 - 3/4", 8 - 3/4" & 1" MKO	6 - 1/2", 4 - 3/4"	10-7/16" x 4-9/16"	110.0	5
<b>SDBL-5</b>	5	6 - 3/4", 8 - 3/4" & 1" MKO	6 - 1/2", 4 - 3/4"	12-1/4" x 4-9/16"	130.0	5
<b>SDBL-6</b>	6	6 - 3/4", 8 - 3/4" & 1" MKO	6 - 1/2", 4 - 3/4"	14-1/16" x 4-9/16"	150.0	1
<b>SDB-D</b>	1-5/8" / 2-1/2" / 2-5/8" Partition for SB & SDB Boxes with Raised or Flat Covers Fits other major brand multigang boxes with raised or flat covers					25



#### Certification:

- UL File E227970
- Acceptable for use in 2-hour Fire Rated Walls, Visit [www.ul.com](http://www.ul.com)

# Covers for Multigang Boxes

## STEEL FLAT BLANK AND FLAT DEVICE COVERS FOR MULTI GANG BOXES 2 TO 10 GANGS

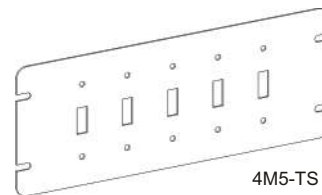
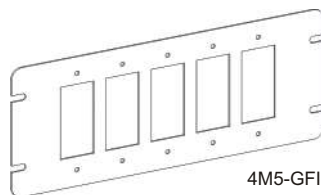
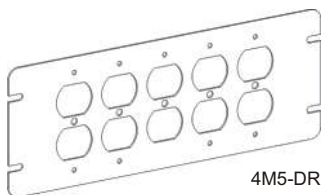
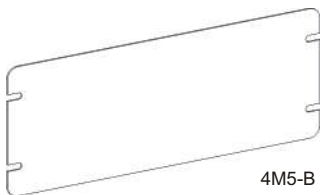
(Same W & H Dimensions  
as SB & SR Series)



Cat. No.	No. of Gangs	Description	Std. Pkg.
<b>4M2-B</b>	2	Flat, Blank Cover	5
<b>4M3-B</b>	3	Flat, Blank Cover	5
<b>4M4-B</b>	4	Flat, Blank Cover	5
<b>4M5-B</b>	5	Flat, Blank Cover	5
<b>4M6-B</b>	6	Flat, Blank Cover	1
<b>4M7-B</b>	7	Flat, Blank Cover	1
<b>4M8-B</b>	8	Flat, Blank Cover	1
<b>4M9-B</b>	9	Flat, Blank Cover	1
<b>4M10-B</b>	10	Flat, Blank Cover	1
<hr/>			
<b>4M2-DR</b>	2	Flat, Duplex Receptacle/Combination Device Cover	5
<b>4M3-DR</b>	3	Flat, Duplex Receptacle/Combination Device Cover	5
<b>4M4-DR</b>	4	Flat, Duplex Receptacle/Combination Device Cover	5
<b>4M5-DR</b>	5	Flat, Duplex Receptacle/Combination Device Cover	5
<b>4M6-DR</b>	6	Flat, Duplex Receptacle/Combination Device Cover	1
<b>4M7-DR</b>	7	Flat, Duplex Receptacle/Combination Device Cover	1
<b>4M8-DR</b>	8	Flat, Duplex Receptacle/Combination Device Cover	1
<b>4M9-DR</b>	9	Flat, Duplex Receptacle/Combination Device Cover	1
<b>4M10-DR</b>	10	Flat, Duplex Receptacle/Combination Device Cover	1
<hr/>			
<b>4M2-GFI</b>	2	Flat, GFCI Cover	5
<b>4M3-GFI</b>	3	Flat, GFCI Cover	5
<b>4M4-GFI</b>	4	Flat, GFCI Cover	5
<b>4M5-GFI</b>	5	Flat, GFCI Cover	5
<b>4M6-GFI</b>	6	Flat, GFCI Cover	1
<b>4M7-GFI</b>	7	Flat, GFCI Cover	1
<b>4M8-GFI</b>	8	Flat, GFCI Cover	1
<b>4M9-GFI</b>	9	Flat, GFCI Cover	1
<b>4M10-GFI</b>	10	Flat, GFCI Cover	1
<hr/>			
<b>4M2-TS</b>	2	Flat, Toggle Switch Cover	5
<b>4M3-TS</b>	3	Flat, Toggle Switch Cover	5
<b>4M4-TS</b>	4	Flat, Toggle Switch Cover	5
<b>4M5-TS</b>	5	Flat, Toggle Switch Cover	5
<b>4M6-TS</b>	6	Flat, Toggle Switch Cover	1
<b>4M7-TS</b>	7	Flat, Toggle Switch Cover	1
<b>4M8-TS</b>	8	Flat, Toggle Switch Cover	1
<b>4M9-TS</b>	9	Flat, Toggle Switch Cover	1
<b>4M10-TS</b>	10	Flat, Toggle Switch Cover	1

### Certification:

 File E227970





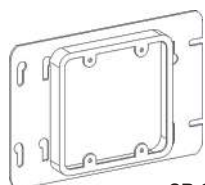
# Device Rings & Octagonal Rings

Steel Products

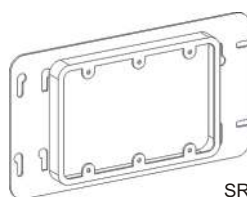
## DEVICE RINGS FOR MULTIGANG BOXES 2 TO 10 GANGS RAISED 3/4"



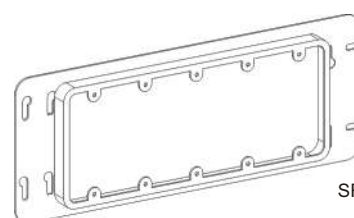
Cat. No.	No. of Gangs	Dimension W x H	Cu. Inch	Std. Pkg.
SR-2	2	6-13/16" x 4-9/16"	9.1	5
SR-3	3	8-5/8" x 4-9/16"	14.9	5
SR-4	4	10-7/16" x 4-9/16"	21.0	5
SR-5	5	12-1/4" x 4-9/16"	25.5	5
SR-6	6	14-1/16" x 4-9/16"	30.8	1
SR-7	7	15-7/8" x 4-9/16"	36.1	1
SR-8	8	17-11/16" x 4-9/16"	41.1	1
SR-9	9	19-1/2" x 4-9/16"	46.4	1
SR-10	10	21-3/8" x 4-9/16"	51.3	1



SR-2



SR-3

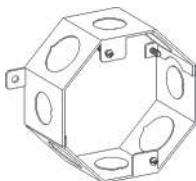


SR-5

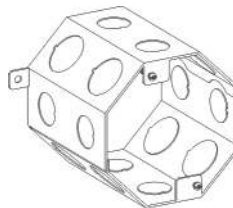
## 4" OCTAGONAL CONCRETE RINGS



Cat. No.	Depth	Knockouts		Cu. Inch	Std. Pkg.
		Sides 1, 3, 5, 7	Sides 2, 4, 6, 8		
2CB	2"	1 - 1/2"	1 - 3/4"	24.4	25
25CB	2-1/2"	1 - 1/2"	1 - 3/4"	30.5	25
3CB	3"	1 - 1/2"	1 - 3/4"	37.0	25
35CB	3-1/2"	2 - 1/2"	2 - 3/4"	43.0	25
4CB	4"	2 - 1/2"	2 - 3/4"	49.2	25
5CB	5"	2 - 1/2"	2 - 3/4"	61.7	10
6CB	6"	2 - 1/2"	2 - 3/4"	73.5	10



2CB  
25CB  
3CB



35CB  
4CB  
5CB  
6CB

## 4" OCTAGONAL CONCRETE RING COVERS

Cat. No.	Description	Std. Pkg.
CB-B	Flat, Blank	25
CB-BK	Flat With 3 - 1/2" KO's & 2 - 3/4" KO's	25
CB-BK-STUD	2 - 1/2" KO's & 2 - 3/4" K.O.'s - With #3/8-18 Threaded Fixture Stud	25

### Certification:

- File E227970
- Acceptable for use in 2-hour Fire Rated Walls, Visit [www.ul.com](http://www.ul.com)



CB-B



CB-BK



CB-BK-STUD

## Handy Boxes



Steel Products

### SUPER SHALLOW HANDY BOX DRAWN

**1-1/4" DEEP**  
2" W x 4" H  
8.5 Cu. In.  
With Raised Ground Emboss



Cat. No.	Knockouts		Std. Pkg.
	Sides	Bottom	
DHSSB-1-50	8 - 1/2"	2 - 1/2"	50



DHSSB-1-50

### SHALLOW HANDY BOXES AND EXTENSION RING WELDED

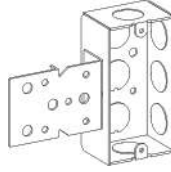
**1-1/2" DEEP**  
2" W x 4" H  
11.5 Cu. In.



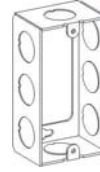
Cat. No.	Bracket & Setback	Knockouts		Std. Pkg.
		Sides	Bottom	
HSB-1-50	-	8 - 1/2"	3 - 1/2"	50
HSB-1-50-B	B, 1/4"	5 - 1/2"	3 - 1/2"	50
HSB-1-50-EXT	-	8 - 1/2"	-	50



HSB-1-50



HSB-1-50-B



HSB-1-50-EXT

### HANDY BOX DRAWN

**1-7/8" DEEP**  
2" W x 4" H  
13.0 Cu. In.  
With Raised Ground Emboss



Cat. No.	Knockouts		Std. Pkg.
	Sides	Bottom	
DHB-1-50	8 - 1/2"	3 - 1/2"	50
DHB-1-75	6 - 3/4"	3 - 1/2"	50



DHB-1-50



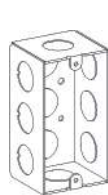
DHB-1-75

### HANDY BOXES AND EXTENSION RINGS WELDED

**1-7/8" DEEP**  
2" W x 4" H  
13.0 Cu. In.



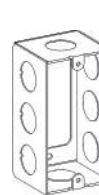
Cat. No.	Bracket & Setback	Knockouts		Std. Pkg.
		Sides	Bottom	
HB-1-50	-	8 - 1/2"	3 - 1/2"	50
HB-1-50-FB	FB, 9/16"	5 - 1/2"	3 - 1/2"	50
HB-1-MKO	-	4 - 1/2", 4 - MKO	2 - 1/2", 1 - MKO	50
HB-1-MKO-AB	AB, 9/16"	2 - 1/2", 3 - MKO	2 - 1/2", 1 - MKO	50
HB-1-MKO-FB	FB, 9/16"	2 - 1/2", 3 - MKO	2 - 1/2", 1 - MKO	50
HB-1-50-EXT	-	8 - 1/2"	-	50
HB-1-MKO-EXT	-	4 - 1/2", 4 - MKO	-	50



HB-1-50



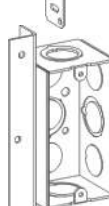
HB-1-50-FB



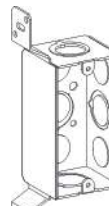
HB-1-50-EXT



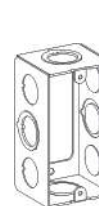
HB-1-MKO



HB-1-MKO-AB



HB-1-MKO-FB



HB-1-MKO-EXT

**Certification:**

- File E227970
- Acceptable for use in 2-hour Fire Rated Walls, Visit [www.ul.com](http://www.ul.com)

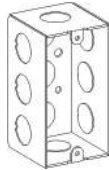
## Deep Handy Boxes and Covers

### DEEP HANDY BOXES WELDED 2-1/8" DEEP

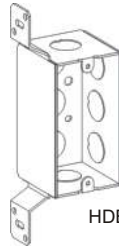
2" W x 4" H  
16.5 Cu. In.



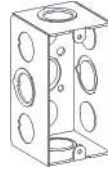
Cat. No.	Bracket & Setback	Knockouts		Std. Pkg.
		Sides	Bottom	
HDB-1-50	-	8 - 1/2"	3 - 1/2"	50
HDB-1-50-FB	FB, 9/16"	5 - 1/2"	3 - 1/2"	50
HDB-1-MKO	-	4 - 1/2", 4 - MKO	2 - 1/2", 1 - MKO	50
HDB-1-MKO-AB	AB, 9/16"	2 - 1/2", 3 - MKO	2 - 1/2", 1 - MKO	50
HDB-1-MKO-FB	FB, 9/16"	2 - 1/2", 3 - MKO	2 - 1/2", 1 - MKO	50



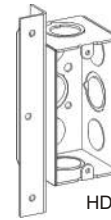
HDB-1-50



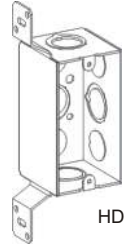
HDB-1-50-FB



HDB-1-MKO



HDB-1-MKO-AB



HDB-1-MKO-FB

### HANDY BOX COVERS

2-5/16" W x 4-3/16" H



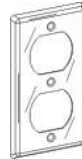
Cat. No.	Description	Std. Pkg.
HBC-B	Blank	25
HBC-BK	1/2" K.O.	25
HBC-DR	Duplex Receptacle	25
HBC-GFI	GFCI / Decorative	25
HBC-SR	Single Receptacle, 15A, 1.407" Diameter	25
HBC-PO	Power Outlet, 20A & 30A, 1.6" Diameter	25
HBC-TS	Toggle Switch	25



HBC-B



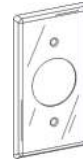
HBC-BK



HBC-DR



HBC-GFI



HBC-SR



HBC-PO



HBC-TS

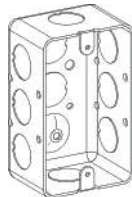
### SPECIAL APPLICATION UTILITY BOX AND COVERS

2-1/2" W x 4-1/8" H

**Certification:**

- File E227970
- Acceptable for use in 2-hour Fire Rated Walls, Visit [www.ul.com](http://www.ul.com)

Cat. No.	Description	Std. Pkg.
WDHB-1-50	1-7/8" Deep Drawn Box w/ Ground Emboss, 17.0 Cu. In., 10 - 1/2" K.O.s	25
WHBC-B	3/16" Raised Cover, Blank	25
WHBC-BK	3/16" Raised Cover, 1/2" K.O.	25
WHBC-DR	3/16" Raised Cover, Duplex Receptacle	25
WHBC-GFI	3/16" Raised Cover, GFCI / Decorative	25
WHBC-SR	3/16" Raised Cover, Single Receptacle, 15A, 1.406" Diameter	25
WHBC-TS	3/16" Raised Cover, Toggle Switch	25



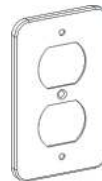
WDHB-1-50



WHBC-B



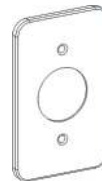
WHBC-BK



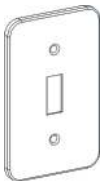
WHBC-DR



WHBC-GFI



WHBC-SR



WHBC-TS



Steel Products

### EXTRA SHALLOW GANGABLE SWITCH BOXES 1-1/2" DEEP

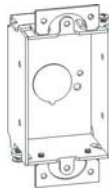
2" W x 3" H  
7.5 Cu. In.

#### BX/MC Clamp:


- All MC series boxes are suitable for use with MCAP™-Aluminum
- MCAP is a trademark of Southwire Company



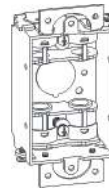
Cat. No.	Description	Knockouts			Std. Pkg.
		Sides	Ends	Bottom	
<b>GESB-1</b>	Ears Only	-	2 - 1/2"	1 - 1/2"	50
<b>GESB-1-NM</b>	With NM Cable Clamps	-	4 - Loom	1 - 1/2"	50
<b>GESB-1-MC</b>	With BX/MC Cable Clamps	-	4 - Loom	1 - 1/2"	50



GESB-1



GESB-1-NM



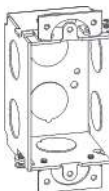
GESB-1-MC

### SHALLOW GANGABLE SWITCH BOXES 2" DEEP

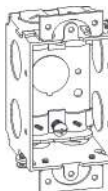
2" W x 3" H  
10.0 Cu. In.



Cat. No.	Description	Knockouts			Std. Pkg.
		Sides	Ends	Bottom	
<b>GSB-1</b>	Ears Only	4 - 1/2"	2 - 1/2"	2 - 1/2"	50
<b>GSB-1-NM</b>	With NM Cable Clamps	4 - 1/2"	4 - Loom	1 - 1/2"	50
<b>GSB-1-MC</b>	With BX/MC Cable Clamps	4 - 1/2"	4 - Loom	1 - 1/2"	50
<b>GSB-1-OW</b>	For Old Work, With Locking Grips	4 - 1/2"	4 - Loom	2 - 1/2"	50



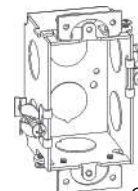
GSB-1



GSB-1-NM



GSB-1-MC



GSB-1-OW

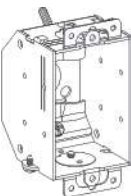
### GANGABLE SWITCH BOXES BEVELED CORNERS 2-1/4" DEEP

2" W x 3" H  
10.5 Cu. In.

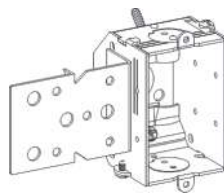
With NM Clamps Installed Through The Beveled Corners



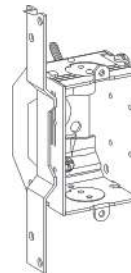
Cat. No.	Description	Knockouts			Std. Pkg.
		Bevels	Ends	Bottom	
<b>GBV</b>	Ears Only	4 - Loom	2 - 1/2"	1 - 1/2"	50
<b>GBV-B</b>	With 9/16" Setback B Bracket	4 - Loom	2 - 1/2"	1 - 1/2"	50
<b>GBV-FB</b>	With 9/16" Setback FB Bracket	4 - Loom	2 - 1/2"	1 - 1/2"	50
<b>GBV-NE</b>	No Ears, With Leveling Bumps	4 - Loom	2 - 1/2"	1 - 1/2"	50
<b>GBV-OW</b>	For Old Work, With Locking Grips	4 - Loom	2 - 1/2"	1 - 1/2"	50



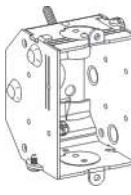
GBV



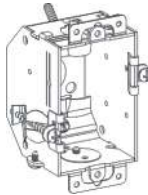
GBV-B



GBV-FB



GBV-NE



GBV-OW

#### Certification:

- File E227970
- Acceptable for use in 2-hour Fire Rated Walls, Visit [www.ul.com](http://www.ul.com)

# Gangable Switch Boxes

## 2-1/2" DEEP

### GANGABLE SWITCH BOXES

12.5 Cu. In.  
 2" W x 3" H  
 (Except for TGW  
 2-1/4" W x 3"H, 15.0 Cu.In.)

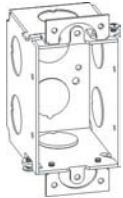
\*TGW is a non-gangable wide old-work switch box for easy installation of GFCI or other large devices. Use with a Midi or Oversized switch plate.

#### BX/MC Clamp:

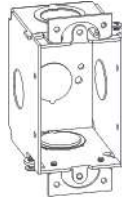
- All MC series boxes are suitable for use with MCAP™-Aluminum
- MCAP is a trademark of Southwire Company



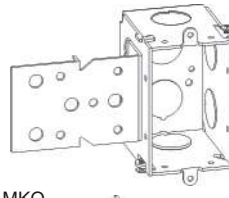
GB-1-NE



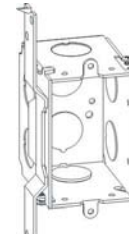
GB-1



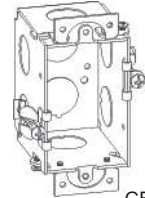
GB-1-MKO



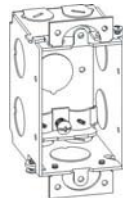
GB-1-B



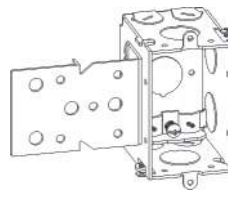
GB-1-FB



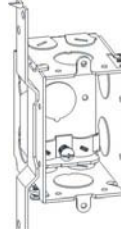
GB-1-OW



GB-1-NM



GB-1-NM-B



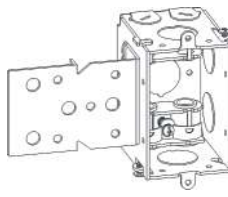
GB-1-NM-FB



GB-1-NM-OW



GB-1-MC



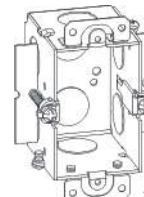
GB-1-MC-B



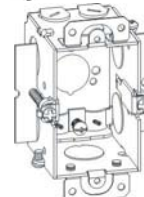
GB-1-MC-FB



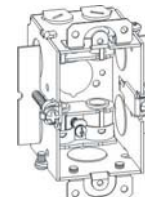
GB-1-MC-OW



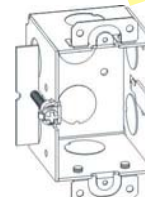
TG-1



TG-1-NM



TG-1-MC



TGW\*

#### Certification:

- UL File E227970
- Acceptable for use in 2-hour Fire Rated Walls, Visit [www.ul.com](http://www.ul.com)

Cat. No.	Description	Knockouts			Std. Pkg.
		Sides	Ends	Bottom	
GB-1-NE	No Ears, With Leveling Bumps	2 - 1/2"	2 - 1/2"	2 - 1/2"	50
GB-1	Ears Only	4 - 1/2"	2 - 1/2"	2 - 1/2"	50
GB-1-MKO	Ears Only, M.K.O.	2 - 1/2"	2 - MKO	1 - 1/2"	50
GB-1-B	With B Bracket (9/16" Setback)	2 - 1/2"	2 - 1/2"	2 - 1/2"	50
GB-1-FB	With FB Bracket (9/16" Setback)	2 - 1/2"	2 - 1/2"	2 - 1/2"	50
GB-1-OW	For Old Work, With Locking Grips	4 - 1/2"	2 - 1/2"	2 - 1/2"	50
GB-1-NM	With NM Cable Clamps	4 - 1/2"	4 - Loom	1 - 1/2"	50
GB-1-NM-B	With NM Cable Clamps & B Bracket	2 - 1/2"	4 - Loom	1 - 1/2"	50
GB-1-NM-FB	With NM Cable Clamps & FB Bracket	2 - 1/2"	4 - Loom	1 - 1/2"	50
GB-1-NM-OW	With NM Cable Clamps For Old Work, With Locking Grips	2 - 1/2"	4 - Loom	1 - 1/2"	50
GB-1-MC	With BX/MC Cable Clamps	4 - 1/2"	4 - Loom	1 - 1/2"	50
GB-1-MC-B	With BX/MC Cable Clamps & B Bracket	2 - 1/2"	4 - Loom	1 - 1/2"	50
GB-1-MC-FB	With BX/MC Cable Clamps & FB Bracket	2 - 1/2"	4 - Loom	1 - 1/2"	50
GB-1-MC-OW	With BX/MC Cable Clamps For Old Work, With Locking Grips	2 - 1/2"	4 - Loom	1 - 1/2"	50
TG-1	Old Work Tigergrip	4 - 1/2"	2 - 1/2"	2 - 1/2"	50
TG-1-NM	Old Work Tigergrip, NM Cable Clamps	4 - 1/2"	4 - Loom	1 - 1/2"	50
TG-1-MC	Old Work Tigergrip, BX/MC Cable Clamps	4 - 1/2"	4 - Loom	1 - 1/2"	50
TGW*	<b>Wide</b> Old Work Tigergrip (Non-Gangable) Must be used with Midi or Oversized Plate	4 - 1/2"	2 - 1/2"	2 - 1/2"	50

2-1/4" Wide  
 15.0 Cu. In.



**2-3/4" DEEP****GANGABLE SWITCH BOXES**

(Intermediate Depth)

2" W x 3" H - 4" W x 3" H  
14.0 Cu. In. - 28.0 Cu. In.

With Pre-Assembled  
10-32 Grounds Screw &  
7-1/2" Long #12AWG Solid Pigtail  
(Except for GMB-1-NE and TGMW)

(Except for TGMW  
2-1/4" W x 3"H, 18.5 Cu.In.)

\*TGMW is a non-gangable wide  
old-work switch box for easy  
installation of GFCI or other  
large devices. Use with a Midi  
or Oversized switch plate.

UMI's 2-Gang Gangable Switch  
Boxes can be expanded to multi-gangs  
just add one or more GMB-1-NE units to  
the non-bracket side.

**BX/MC Clamp:**

- All MC series boxes are suitable for use with MCAP™-Aluminum
- MCAP is a trademark of Southwire Company




Cat. No.	Description	Knockouts			Std. Pkg.
		Sides	Ends	Bottom	
<b>GMB-1-NE</b>	No Ears, With Leveling Bumps	2 - 1/2"	2 - MKO	2 - 1/2"	50
<b>GMB-1</b>	Ears Only	4 - 1/2"	2 - MKO	2 - 1/2"	50
<b>GMB-2-B</b>	With B Bracket	4 - 1/2"	4 - MKO	4 - 1/2"	50
<b>GMB-1-FB</b>	With FB Bracket (9/16" Setback)	2 - 1/2"	2 - MKO	2 - 1/2"	50
<b>GMB-2-FB</b>	With B Bracket	2 - 1/2"	4 - MKO	4 - 1/2"	50
<b>GMB-1-NM</b>	With NM Cable Clamps	4 - 1/2"	2 - 1/2", 4 - Loom	1 - 1/2"	50
<b>GMB-1-NM-B</b>	NM Clamps & B Bracket (9/16" Setback)	2 - 1/2"	2 - 1/2", 4 - Loom	1 - 1/2"	50
<b>GMB-1-NM-FB</b>	NM Clamps & FB Bracket (9/16" Setback)	2 - 1/2"	2 - 1/2", 4 - Loom	1 - 1/2"	50
<b>GMB-2-NM-FB</b>	NM Clamps & FB Bracket (9/16" Setback)	2 - 1/2"	2 - 1/2", 8 - Loom	2 - 1/2"	50
<b>GMB-1-NM-OW</b>	With NM Cable Clamps, Old Work Grips	2 - 1/2"	2 - 1/2", 4 - Loom	1 - 1/2"	50
<b>GMB-1-MC</b>	With BX/MC Cable Clamps	4 - 1/2"	2 - 1/2", 4 - Loom	1 - 1/2"	50
<b>GMB-1-MC-B</b>	BX/MC Clamps & B Bracket (9/16" Setback)	2 - 1/2"	2 - 1/2", 4 - Loom	1 - 1/2"	50
<b>GMB-1-MC-FB</b>	BX/MC Clamps & FB Bracket (9/16" Setback)	2 - 1/2"	2 - 1/2", 4 - Loom	1 - 1/2"	50
<b>GMB-1-MC-OW</b>	With MC Cable Clamps, Old Work Grips	2 - 1/2"	2 - 1/2", 4 - Loom	1 - 1/2"	50
<b>GMB-2-MC-FB</b>	BX/MC Clamps & FB Bracket (9/16" Setback)	2 - 1/2"	4 - 1/2", 8 - Loom	2 - 1/2"	50
<b>SGM-1</b>	Gangable Old Work Switch Box	4 - 1/2"	2 - MKO	2 - 1/2"	50
<b>SGM-1-NM</b>	Gangable Old Work NM Switch Box	4 - 1/2"	4 - Loom	1 - 1/2"	50
<b>SGM-1-MC</b>	Gangable Old Work BX/MC Switch Box	4 - 1/2"	4 - Loom	1 - 1/2"	50
<b>TGMW*</b>	<b>Wide</b> Old Work Tigerrip (Non-Gangable) Must be used with Midi or Oversized Plate	4 - 1/2"	2 - 1/2"	2 - 1/2"	50

**Certification:**

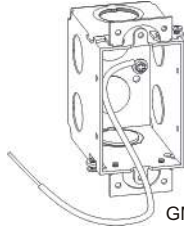
-  File E227970
- Acceptable for use in 2-hour Fire Rated Walls,  
Visit [www.ul.com](http://www.ul.com)

## Gangable Switch Boxes

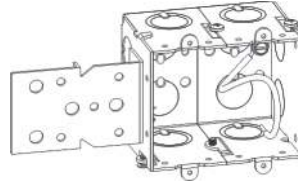
Steel Products



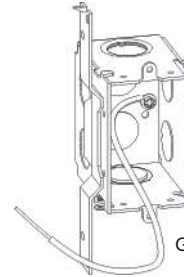
GMB-1-NE



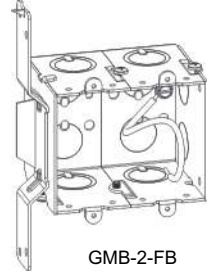
GMB-1



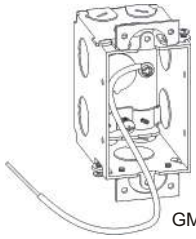
GMB-2-B



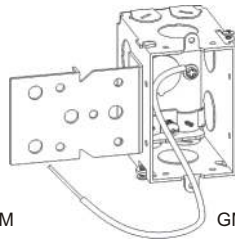
GMB-1-FB



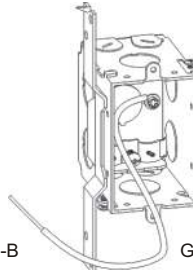
GMB-2-FB



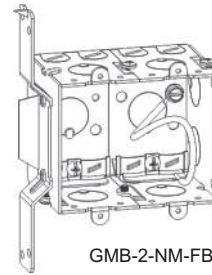
GMB-1-NM



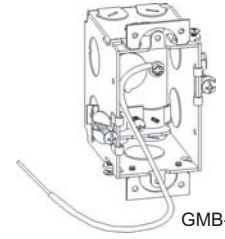
GMB-1-NM-B



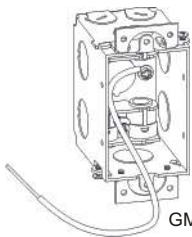
GMB-1-NM-FB



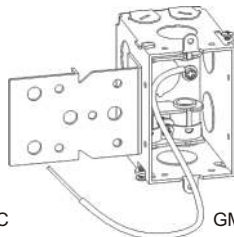
GMB-2-NM-FB



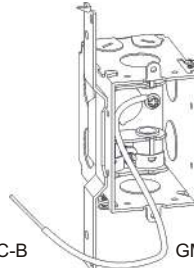
GMB-1-NM-OW



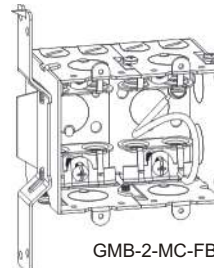
GMB-1-MC



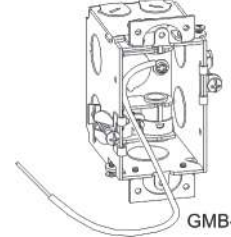
GMB-1-MC-B



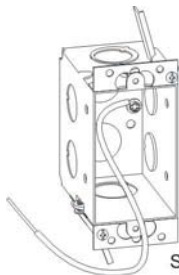
GMB-1-MC-FB



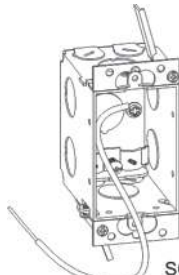
GMB-2-MC-FB



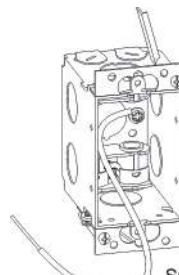
GMB-1-MC-OW



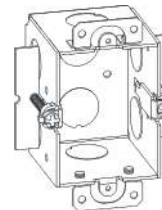
SGM-1



SGM-1-NM



SGM-1-MC



TGMW\*

2-1/4" Wide  
18.5 Cu. In.

**Certification:**

- File E227970
- Acceptable for use in 2-hour Fire Rated Walls, Visit [www.ul.com](http://www.ul.com)

## Switch Boxes

Steel Products

### 2-3/4" DEEP

#### NON-GANGABLE NAIL-ON SWITCH BOXES (Intermediate Depth)

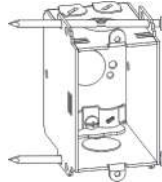
2-1/8" W x 3" H  
15.9 Cu. In.

With 2 Mounting Nails

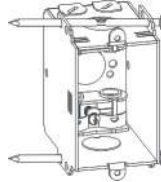
#### BX/MC Clamp:

- All MC series boxes are suitable for use with MCAP™-Aluminum
- MCAP is a trademark of Southwire Company

Cat. No.	Description	Knockouts			Std. Pkg.
		Sides	Ends	Bottom	
<b>GMB-NM-NO</b>	Nail-On Non-Gangable, With NM Clamps	-	2 - 1/2", 4 - Loom	1 - 1/2"	50
<b>GMB-MC-NO</b>	Nail-On Non-Gangable, With BX/MC Clamps	-	2 - 1/2", 4 - Loom	1 - 1/2"	50



GMB-NM-NO



GMB-MC-NO



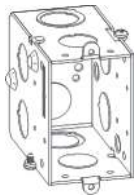
### 3-1/2" DEEP

#### GANGABLE SWITCH BOXES

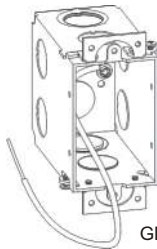
2" W x 3" H  
18.0 Cu. In.

With Pre-Assembled 10-32 Grounds Screw & 7-1/2" Long #12AWG Solid Pigtail (Except for GDB-1-NE)

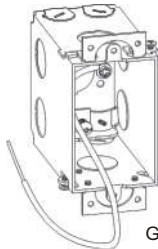
Cat. No.	Description	Knockouts			Std. Pkg.
		Sides	Ends	Bottom	
<b>GDB-1-NE</b>	No Ears, With Leveling Bumps	2 - 1/2"	2 - 1/2", 2 - MKO	2 - 1/2"	50
<b>GDB-1</b>	Ears only	4 - 1/2"	2 - 1/2", 2 - MKO	2 - 1/2"	50
<b>GDB-1-NM</b>	With NM Cable Clamps	4 - 1/2"	2 - 1/2", 4 - Loom	1 - 1/2"	50
<b>GDB-1-NM-B</b>	With NM Cable Clamps & B Bracket	4 - 1/2"	2 - 1/2", 4 - Loom	1 - 1/2"	50
<b>GDB-1-NM-FB</b>	With NM Cable Clamps & FB Bracket	4 - 1/2"	2 - 1/2", 4 - Loom	1 - 1/2"	50
<b>GDB-1-MC</b>	With BX/MC Cable Clamps	4 - 1/2"	2 - 1/2", 4 - Loom	1 - 1/2"	50
<b>GDB-1-MC-B</b>	With BX/MC Cable Clamps & B Bracket	4 - 1/2"	2 - 1/2", 4 - Loom	1 - 1/2"	50
<b>GDB-1-MC-FB</b>	With BX/MC Cable Clamps & FB Bracket	4 - 1/2"	2 - 1/2", 4 - Loom	1 - 1/2"	50
<b>TGD-1</b>	Gangable Old Work Tigergrip	4 - 1/2"	2 - 1/2", 2 - MKO	2 - 1/2"	50



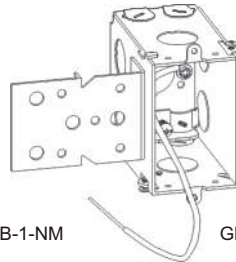
GDB-1-NE



GDB-1



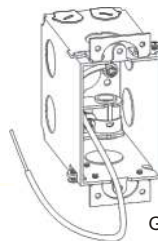
GDB-1-NM



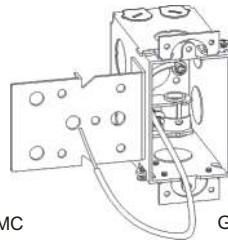
GDB-1-NM-B



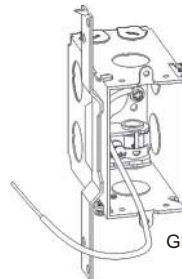
GDB-1-NM-FB



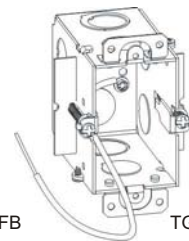
GDB-1-MC



GDB-1-MC-B



GDB-1-MC-FB



TGD-1

#### Certification:

- File E227970
- Acceptable for use in 2-hour Fire Rated Walls, Visit [www.ul.com](http://www.ul.com)

## Accessories

### GROUND SCREWS & CLIP




Cat. No.	Description	Std. Pkg.	Master Carton
<b>GS-1032</b>	Ground Screw 10-32 x 3/8", Green, Hex/Phil/Slot Head	100	1,000
<b>GS-1032-PT</b>	GS-1032 with 7-1/2" Long #12 AWG Insulated Solid Copper Wire	50	250
<b>GC</b>	Grounding Clip	100	1,000



In Display Boxes



GS-1032



GS-1032-PT

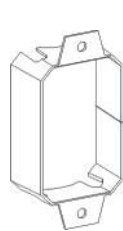


GC

### ACCESSORIES



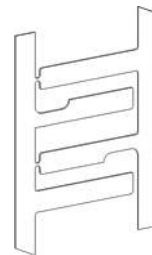
Cat. No.	Description	Std. Pkg.
<b>SB-EXT</b>	Switch Box Extension Fits any 1-Gang box, adjusts from 1/4" to 1" to shield combustible wall surfaces from wiring system, 3.5 Cu. In.	25
<b>SBS</b>	Switch Box Support with Bendable Tabs. See Page D42 for details.	100



SB-EXT



Installation View



SBS



Installation View

**Certification:**

- File E227970

Product Brand



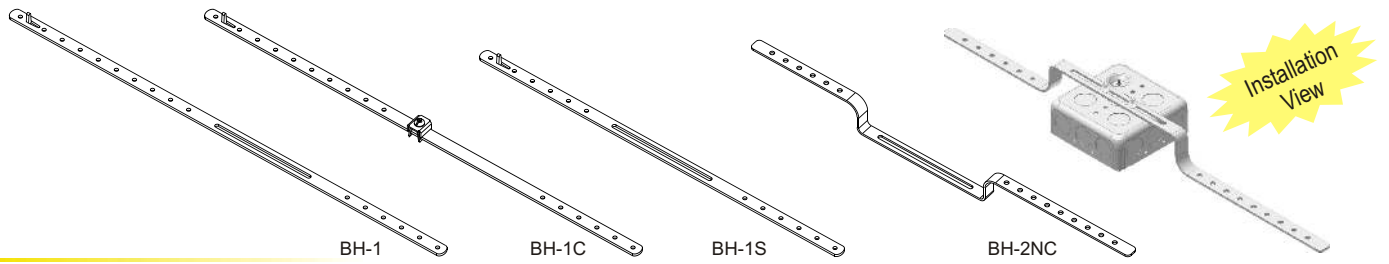
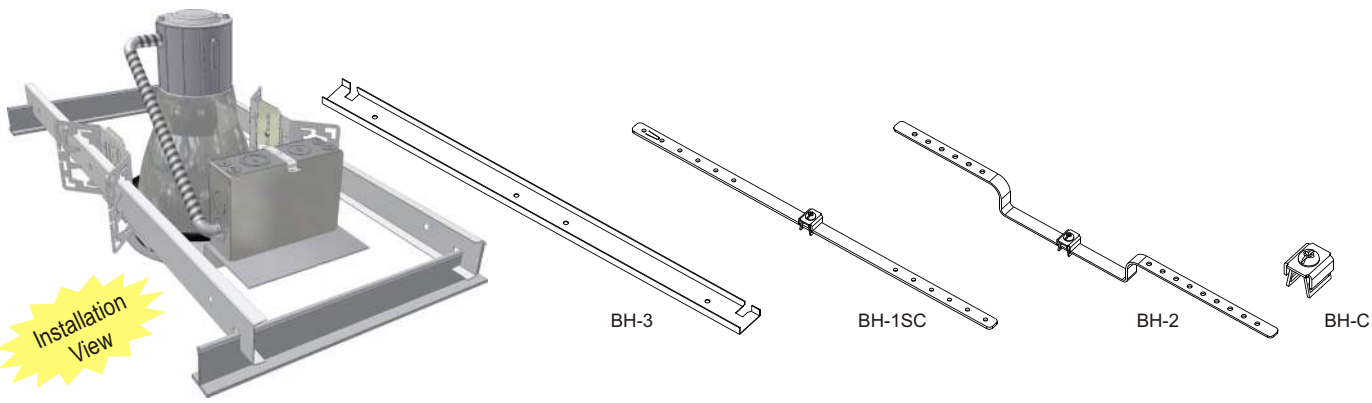
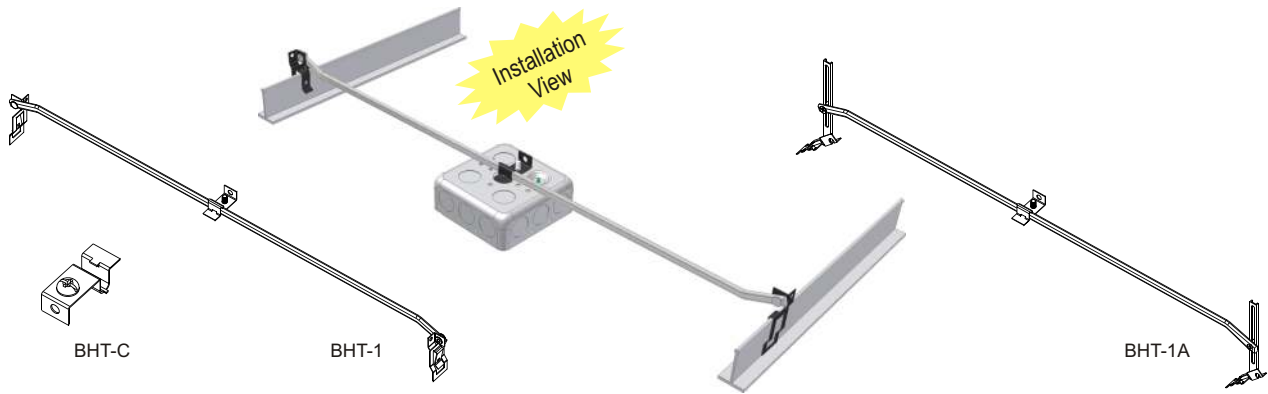
Steel Products

### FIXED BAR HANGERS

For Stud and T-Bar



Cat. No.	Description	Std. Pkg.
<b>BHT-1</b>	24" T-Bar bracket for use with boxes 1-1/2" or 2-1/8" Deep	50
<b>BHT-1A</b>	24" T-Bar bracket - 8" height adjustable	50
<b>BH-1</b>	24" Straight bar hanger for mounting ceiling boxes, Slotted, Includes 2 Stove Bolts per Unit	50
<b>BH-1C</b>	24" Straight bar hanger for mounting ceiling boxes, with BH-C Box Clip	50
<b>BH-1S</b>	20" Straight bar hanger for mounting ceiling boxes, Slotted, Includes 2 Stove Bolts per Unit	50
<b>BH-1SC</b>	20" Straight bar hanger for mounting ceiling boxes, With Box Clip BH-C	50
<b>BH-2</b>	21" Offset (1-1/2") bar hanger for mounting boxes with ring	50
<b>BH-2NC</b>	21" Offset (1-1/2") bar hanger for mounting boxes with ring, Slotted, Includes 2 Stove Bolts/Unit	50
<b>BH-C</b>	Additional box clip & screw set for use with BH-1, BH-1S & BH-2NC	100
<b>BH-3</b>	Straight bracket for mounting architectural recess lights 25-1/4" long with notches 24" apart for use on T-Bar	50
<b>BHT-C</b>	Additional box clip & screw set for use with BHT-1 & BHT-1A	100



**Certification:**

• File E227970

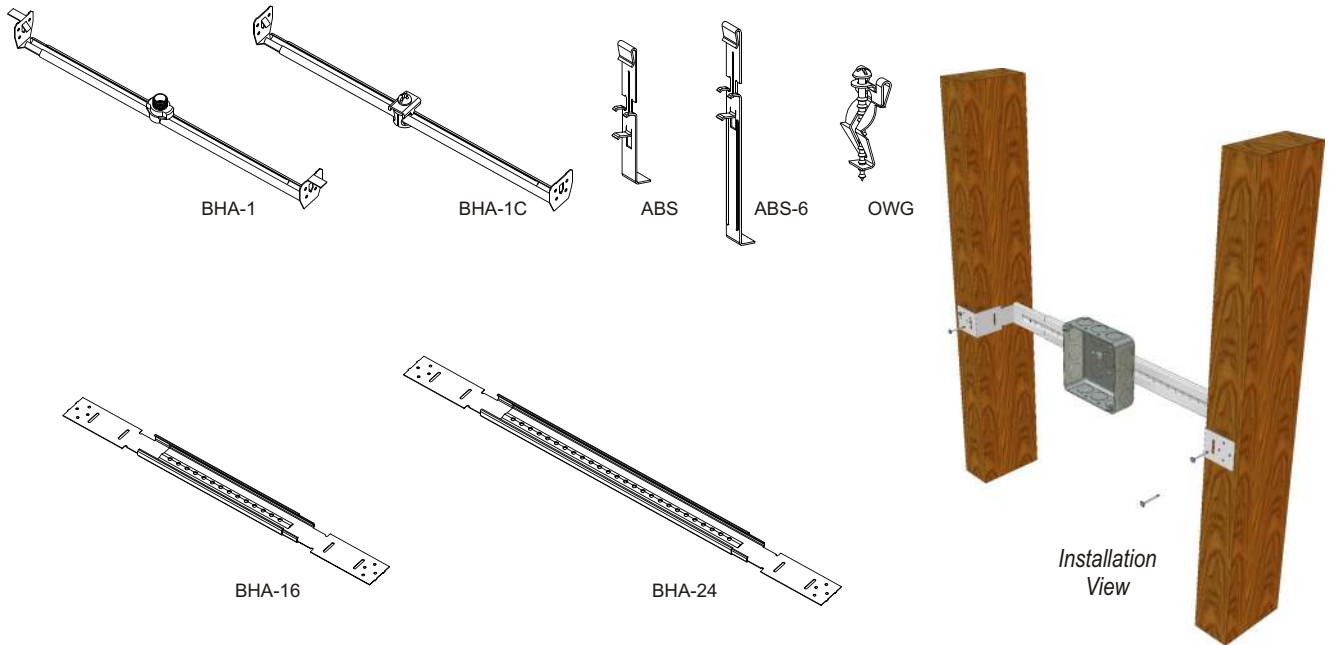
# Accessories

## ADJUSTABLE BAR HANGERS

For Stud and T-Bar  
See Page D44 for more Details



Cat. No.	Description	Std. Pkg.
<b>BHA-1</b>	Adjustable bar hanger with stud for joist spacing 16" to 24" with #3/8-18 NPS Threaded Stud	50
<b>BHA-1C</b>	Adjustable bar hanger with stud for joist spacing 16" to 24" with Box Clip	50
<b>BHA-16</b>	11" to 18" Adjustable box bracket - Mount Box with self-tapping screws on notches Ends bend and wrap around stud - Can be used with boxes 1-1/2" or 2-1/8" Deep	50
<b>BHA-24</b>	17" to 26" Adjustable box bracket - Mount Box with self-tapping screws on notches Ends bend and wrap around stud - Can be used with boxes 1-1/2" or 2-1/8" Deep	50
<b>ABS</b>	Far-Side Box Support for 1-1/2" & 2-1/8" Deep Boxes, For use with 4" Metal Studs.	50
<b>ABS-6</b>	Far-Side Box Support for 1-1/2" & 2-1/8" Deep Boxes, For use with 6" Metal Studs.	50
<b>OWG</b>	Clips and locks old-work steel boxes tightly to wall. 2 required per box.	100



Steel Products



Steel Products

### NAIL SAFETY PLATES

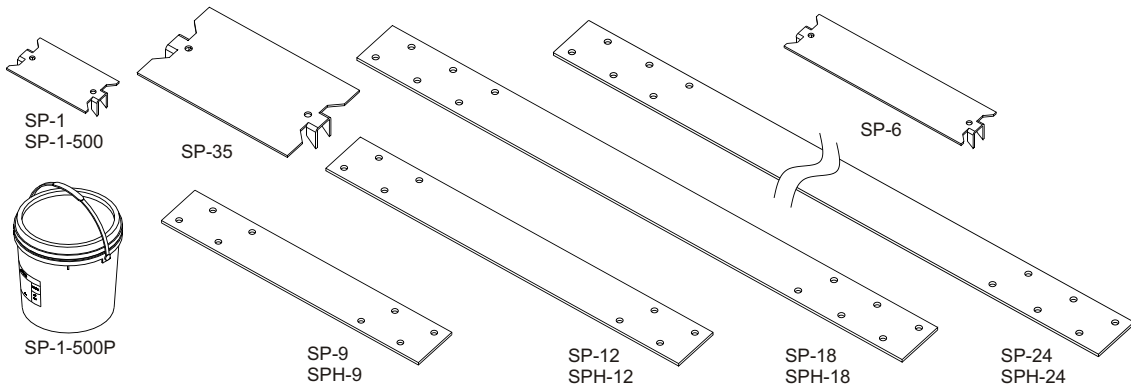
See Page D44 for more Details



Cat. No.	Features	Dimensions (W x L)	Thickness	Std. Pkg.
SP-1	With 2 Mounting Prongs & 1 Nail Hole Each End	1.5" x 2.75"	16 GA	100
SP-1-500	With 2 Mounting Prongs & 1 Nail Hole Each End	1.5" x 2.75"	16 GA	500
SP-1-500P	With 2 Mounting Prongs & 1 Nail Hole Each End, in Pail	1.5" x 2.75"	16 GA	500 / Pail
SP-35	With 2 Mounting Prongs & 1 Nail Hole Each End	3" x 5"	16 GA	50
SP-6	With 2 Mounting Prongs & 1 Nail Hole Each End	1.5" x 6"	16 GA	100
SP-9	With 4 Nail Holes Each End	1.5" x 9"	16 GA	50
SP-12	With 4 Nail Holes Each End	1.5" x 12"	16 GA	50
SP-18	With 6 Nail Holes Each End	1.5" x 18"	16 GA	50
SP-24	With 6 Nail Holes Each End	1.5" x 24"	16 GA	50
SPH-9	Heavy-Duty, With 4 Nail Holes Each End	1.5" x 9"	12 GA	50
SPH-12	Heavy-Duty, With 4 Nail Holes Each End	1.5" x 12"	12 GA	50
SPH-18	Heavy-Duty, With 6 Nail Holes Each End	1.5" x 18"	12 GA	50
SPH-24	Heavy-Duty, With 6 Nail Holes Each End	1.5" x 24"	12 GA	50



Installation View



### FLEX/RIGID NAIL STRAPS

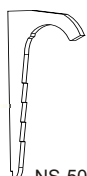


Cat. No.	FLEX Size	Description	Std. Pkg.	Master Carton
NS-50/75	1/2"	Flex/Rigid Nail Strap	100	1,000
NS-50/75-P	1/2"	Flex/Rigid Nail Strap in Pail Container	2,500	-
NS-100	3/4"	Flex/Rigid Nail Strap	100	1,000

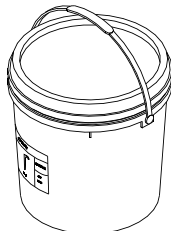
### EMT NAIL STRAPS



	EMT Size	Description	Std. Pkg.	Master Carton
NS-50	1/2"	EMT Nail Strap	100	1,000
NS-50/75	1/2" & 3/4"	EMT Nail Strap	100	1,000
NS-50/75-P	1/2" & 3/4"	EMT Nail Strap in Pail Container	2,500	-
NS-100	1"	EMT Nail Strap	100	1,000



NS-50/75  
NS-100



NS50/75-P

**Certification:**

• File E227970