



atmosphere is everything

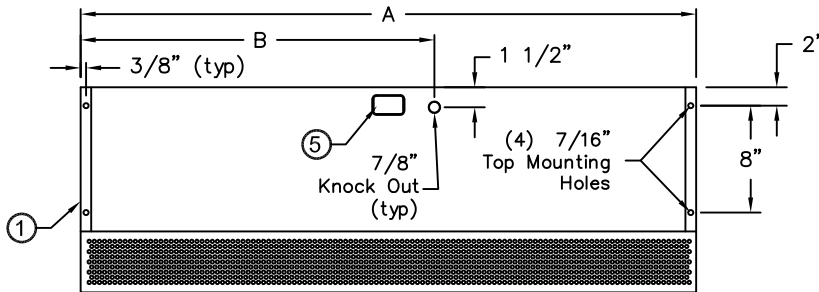

14716 S. Broadway • Gardena, CA 90248 • USA  
TEL: (310) 532-1555 • (800) 421-1266 • FAX: (310) 324-3030  
Web Site: www.marsair.com • E-mail: info@marsair.com

MODEL NO.	HV2 Series	DRAWING NO.	HV2U-F	DRAWN BY	FRC	CHECKED BY		FILE NAME	
-----------	------------	-------------	--------	----------	-----	------------	--	-----------	--

PROJECT	OPTIONS/ITEMS	
TITLE		
COMMENTS	DATE	PAGE
	7/24/15	
	REV. NO	

## Unheated Drawing

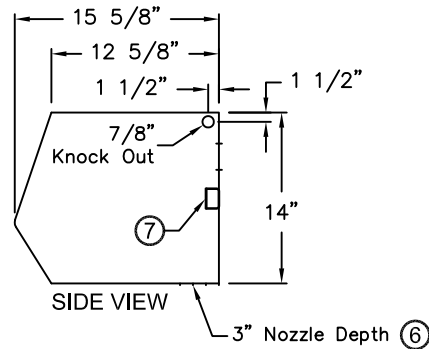
### HV2 (High Velocity 2) Series



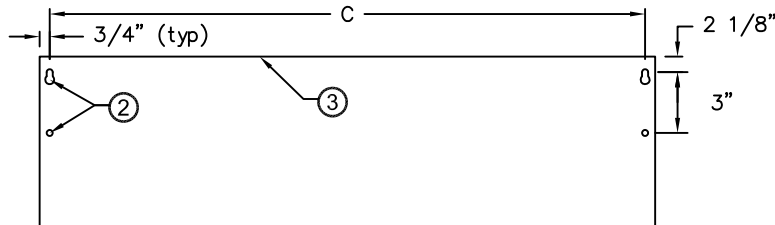
TOP VIEW



FRONT VIEW



SIDE VIEW



REAR VIEW



Note: Models HV260-1 & HV2120-2 are not AMCA Certified.



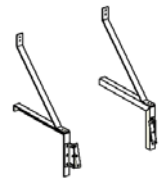
#### ⑧ Recommended Accessories



Control Panels



Door Limit Switches



Brackets

\*- Use corresponding letters in "Electrical Data" columns to complete the model numbers.

#### Notes:

1. This product is designed to meet the National Electric Code (NEC), ETL Listed (UL 507 and CSA 22.2) and AMCA 211 Certified.
2. (2) 1/2" key hole slots and (2) 7/16" mounting holes provided on for wall mounting and (4) 7/16" mounting holes for overhead mounting provided, (2) on each end.
3. All units have a self contained one piece cabinet, fire retardant and corrosion proof paint lock metal double protected with baked on Titanium Silver color, rust preventative electrostatic polyurethane powder coating.
4. Cabinet has sufficient strength for fastening to wall on both ends without intermediate support.
5. Internal J-Box(es) for electrical wiring: one motor-(1) 2"x 4"; two motors-(1) 4"x 4"; three motors-(2) 4"x 4".
6. Unit is to be installed such that air flow is unobstructed. Air discharge nozzle containing adjustable air directional vanes with 40° sweep front to back.
7. Circuit protection as per NEC by others.
8. Optional motor control panel, door limit switch and mounting brackets are field installed and/or wired by others. The door limit switch is to be mounted such that the air curtain turns on as door begins to open. To prevent unit damage, the mounting brackets must be installed such that the bottom of the air curtain is not below the door header.

MODEL NUMBER	OVERALL LENGTH A (in)	KNOCKOUT LOCATION B (in)	REAR MOUNTING CENTER C (in)
HV236-1U*-TS	36	25 1/2	35
HV242-1U*-TS	42	28 1/2	41
HV248-1U*-TS	48	31 1/2	47
HV260-1U*-TS	60	37 1/2	59
HV272-2U*-TS	72	40	71
HV284-2U*-TS	84	46	83
HV296-2U*-TS	96	52	95
HV2108-3U*-TS	108	58	107
HV2120-2U*-TS	120	64	119
HV2120-3U*-TS	120	64	119
HV2144-3U*-TS	144	76	143

# HV2 (High Velocity 2) Series

Unheated

Model Lengths 36" – 144"



atmosphere is everything

14716 S. BROADWAY, GARDENA, CA 90248 • Ph: (310)532-1555 Fax: (310)-532-3030 • [www.marsair.com](http://www.marsair.com)  
© Copyright Mars Air Systems, LLC 2014

## Unheated Data Sheet

**Applications: Environmental Separation (up to 12') and Insect Control up to 10'**

HV2 (High Velocity) Series 2	Mechanical Data						AMCA Certified Lab Data				
Model Number	Nozzle Length (in)	Length (in)	Depth (in)	Height (in)	Motor (hp)	Weight (lbs)	Max Core Velocity at Nozzle (fpm)	Avg Velocity (fpm)	Volume (cfm)	Uniformity (%)	Power Rating (watts)
HV236-1U*-TS	36	36	16.0	14	1	115	5722	2389	1792	92	965
HV242-1U*-TS	42	42	16.0	14	1	120	6051	2654	2322	93	1305
HV248-1U*-TS	48	48	16.0	14	1	125	6144	2447	2447	88	1360
HV260-1U*-TS	60	60	16.0	14	1	140	6330	2208	2760	80	1560
HV272-2U*-TS	72	72	16.0	14	Two 1	220	5722	2389	3584	92	1930
HV284-2U*-TS	84	84	16.0	14	Two 1	235	6051	2654	4644	93	2610
HV296-2U*-TS	96	96	16.0	14	Two 1	250	6144	2447	4894	88	2720
HV2108-3U*-TS	108	108	16.0	14	Three 1	330	5722	2389	5376	92	2895
HV2120-2U*-TS	120	120	16.0	14	Two 1	275	6330	2208	5519	80	3120
HV2120-3U*-TS	120	120	16.0	14	Three 1	345	6060	2678	6693	93	3615
HV2144-3U*-TS	144	144	16.0	14	Three 1	375	6144	2447	7341	88	4080

\* - Use corresponding letters in "Electrical Data" columns to complete the model numbers.

Note: Data above for 1725 RPM at 60 Hz, 50 Hz is 1425 RPM with a 17% reduction in the performance data.

1. The AMCA Certified Ratings Seal applies to airflow rate, average outlet velocity, outlet velocity uniformity, velocity projection and power rating at free delivery only.
2. Rated data shown are only for base (unheated) units, as shown.

### Features:

- ❖ 1 HP Continuous Duty TEAO Motors
- ❖ Sleek self-contained one piece heavy gauge corrosion proof paint lock metal design
- ❖ AMCA Certified to AMCA 211 (see table above for models available)
- ❖ (4) 7/16" top and wall mounting holes provided, (2) on each end
- ❖ ETL Certified to conform to UL 507 (US) and CSA 22.2 (Canada) Standards
- ❖ Cabinet has sufficient strength for fastening to wall on both ends without intermediate support
- ❖ Adjustable air directional vanes with 40° sweep front to back
- ❖ Standard color is Titanium Silver
- ❖ Rust preventative electrostatic polyurethane powder coating
- ❖ 5 year parts warranty
- ❖ Freight Included (FOB Continental USA)
- ❖ Proudly Made in the USA

### Options and Accessories: (see Accessories Brochure)

- ❖ Motor Control Panels
- ❖ Wall and Overhead Bracket
- ❖ Multi-speed motors and controls
- ❖ Washdown units and accessories (NEMA 4 & 4X)
- ❖ Explosion Resistant units and accessories (Class I, Div. I, Group D)
- ❖ Custom colors and finishes (304SS, 316SS)

### Sound Levels: (measured at 10' in an open field)

1 Motor Unit = 70 dBA, 2 Motor Unit = 73 dBA, 3 & 4 Motor Unit = 75 dBA

Projection Velocity		
Model	Distance from nozzle (in)	Avg. Core Velocity (FPM)
HV242-1U*-TS	36"	1833
	78"	958
	120"	732



MARS Air Systems, LLC certifies that the Air Curtains shown on this data sheet are licensed to bear the AMCA seal. The rating shown are based on tests and procedures performed in accordance with AMCA Publication 211 and comply with the requirements of the AMCA Certified Ratings Program.

Note: Models HV260, HV296-3, HV2108-2 & HV2120-2 are not AMCA Certified.

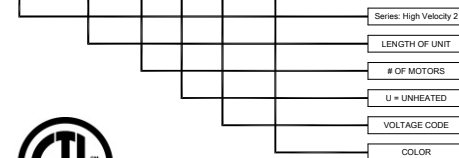
Electrical Data (FLA)	Unit Voltage (Voltage Code)						
	Single Phase			Three Phase			
	115v/10 (A)	208-230v/10 (D)	277v/10 (L)	208-230v/30 (G)	460v/30 (H)	575v/30 (I)	380v/30/50Hz (W)
HV236-1U*-TS	9.0	5.0	5.2	3.3/3.2	1.6	1.3	1.8
HV242-1U*-TS	9.0	5.0	5.2	3.3/3.2	1.6	1.3	1.8
HV248-1U*-TS	9.0	5.0	5.2	3.3/3.2	1.6	1.3	1.8
HV260-1U*-TS	9.0	5.0	5.2	3.3/3.2	1.6	1.3	1.8
HV272-2U*-TS	18.0	10.0	10.4	6.6/6.4	3.2	2.6	3.6
HV284-2U*-TS	18.0	10.0	10.4	6.6/6.4	3.2	2.6	3.6
HV296-2U*-TS	18.0	10.0	10.4	6.6/6.4	3.2	2.6	3.6
HV2108-3U*-TS	27.0	15.0	15.6	9.9/9.6	4.8	3.9	5.4
HV2120-2U*-TS	18.0	10.0	10.4	6.6/6.4	3.2	2.6	3.6
HV2120-3U*-TS	27.0	15.0	15.6	9.9/9.6	4.8	3.9	5.4
HV2144-3U*-TS	27.0	15.0	15.6	9.9/9.6	4.8	3.9	5.4

\* - Use corresponding letters in "Electrical Data" columns to complete the model numbers

Note: For Ampacity Multiply FLA X 1.25

EXAMPLE

HV2 144 - 3 U H - TS



NOTE: MARS AIR SYSTEMS, LLC reserves the right to change specifications and product design without notice. Such revisions do not entitle the buyer to corresponding changes, improvements, additions or replacements for previously purchased equipment.