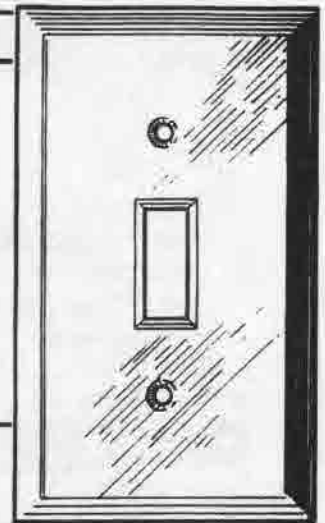


COLD ROLLED

Commercial Special Use















For color photos of finishes see inside front cover.



















STANDARD SHAPE

listed 883C except where noted by asterisk(*).


















See page A84 for ordering Custom Plates not found in this listing.

	GRAY SEMI-GLOSS Painted Steel	RED SEMI-GLOSS Painted Steel (RA)	BLACK MATTE Painted Steel (BL)	ALUMINUM PAINT Painted Steel (CDA)	UNFINISHED STEEL Zinc Coat (AUNF)
 1 Toggle Switch (1T)	58071	51071	87071	88071	89071
 2 Toggle Switches (2T)	58072	51072	87072	88072	89072
 3 Toggle Switches (3T)	58073	51073	87073	88073	89073
 4 Toggle Switches (4T)	58074	51074	87074	88074	89074
 5 Toggle Switches (5T)	58075	51075	87075	88075	89075
 6 Toggle Switches (6T)	58076	51076	87076	88076	89076
 7 Toggle Switches (7T)	58077	51077	87077	88077	89077
 8 Toggle Switches (8T)	58078	51078	87078	88078	89078
 9 Toggle Switches (9T)	58079	51079	87079	88079	89079
 10 Toggle Switches (10T)	58080	51080	87080	88080	89080
 1 Duplex Receptacle (10DR)	58101	51101	87101	88101	89101
 2 Duplex Receptacles (20DR)	58102	51102	87102	88102	89102













Commercial • Special Use

		GRAY SEMI- GLOSS	RED SEMI- GLOSS	BLACK MATTE	ALUMINUM PAINT	UNFINISHED STEEL
	3 Duplex Receptacles (30DR)	58103	51103	87103	88103	89103
	4 Duplex Receptacles (40DR)	58104	51104	87104	88104	89104
	5 Duplex Receptacles (50DR)	58105	51105	87105	88105	89105
	6 Duplex Receptacles (60DR)	58106	51106	87106	88106	89106
	1 Single Recept. (1.405") (10R)	58091	51091	87091	88091	89091
	2 Single Recept. (1.405") (20R)	58092	51092	87092	88092	89092
	3 Single Recept. (1.405") (30R)	58093	51093	87093	88093	89093
	1 Blank with Mounting Strap (Device Mntg. 2.375") (1BDE)	58121	51121	87121	88121	89121
	2 Blanks with Mounting Straps (Device Mntg. 2.375") (2BDE)	58122	51122	87122	88122	89122
	3 Blanks with Mounting Straps (Device Mntg. 2.375") (3BDE)	58123	51123	87123	88123	89123
	1 Blank (Box Mntg. 3.281") (1B)	58151	51151	87151	88151	89151
	2 Blanks (Box Mntg. 3.281") (2B)	58152	51152	87152	88152	89152
	3 Blanks (Box Mntg. 3.281") (3B)	58153	51153	87153	88153	89153
	4 Blanks (Box Mntg. 3.281") (4B)	58154	51154	87154	88154	89154
	5 Blanks (Box Mntg. 3.281") (5B)	58155	51155	87155	88155	89155
	6 Blanks (Box Mntg. 3.281") (6B)	58156	51156	87156	88156	89156
	7 Blanks (Box Mntg. 3.281") (7B)	58157	51157	87157	88157	89157
	8 Blanks (Box Mntg. 3.281") (8B)	58158	51158	87158	88158	89158

Commercial • Special Use

		GRAY SEMI- GLOSS	RED SEMI- GLOSS	BLACK MATTE	ALUMINUM PAINT	UNFINISHED STEEL
	9 Blanks (Box Mntg. 3.281") (9B)	58159	51159	87159	88159	89159
	10 Blanks (Box Mntg. 3.281") (10B)	58160	51160	87160	88160	89160
	1 Block Duplex/GFI Recept. (SRM)	58401	51401	87401	88401	89401
	2 Block Duplex/GFI Recepts. (2SRM)	58402	51402	87402	88402	89402
	3 Block Duplex/GFI Recepts. (3SRM)	58403	51403	87403	88403	89403
	4 Block Duplex/GFI Recepts. (4SRM)	58404	51404	87404	88404	89404
	5 Block Duplex/GFI Recepts. (5SRM)	58405	51405	87405	88405	89405
	6 Block Duplex/GFI Recepts. (6SRM)	58406	51406	87406	88406	89406
	7 Block Duplex/GFI Recepts. (7SRM)	58407	51407	87407	88407	89407
	8 Block Duplex/GFI Recepts. (8SRM)	58408	51408	87408	88408	89408
	9 Block Duplex/GFI Recepts. (9SRM)	58409	51409	87409	88409	89409
	10 Block Duplex/GFI Recepts. (10SRM)	58410	51410	87410	88410	89410
	One 5/8" ID Phone (Box Mntg. 3.281") (01)"	58201	51201	87201	88201	89201
	Two 5/8" ID Phones (Box Mntg. 3.281") (02)"	58202	51202	87202	88202	89202
	One 5/8" ID Phone with Metal Bushing (Box Mntg. 3.281") (61)"	58591	51591	87591	88591	89591
	One Phone .5" with .375" ID Grommet and Mounting Strap (Device Mntg. 2.375)"	58181	51181	87181	88181	89181
	One Phone 1.405" with 1" ID Plastic Bushing (Box Mntg. 3.281") (71)"	58581	51581	87581	88581	89581

















Commercial • Special Use

	GRAY SEMI- GLOSS	RED SEMI- GLOSS	BLACK MATTE	ALUMINUM PAINT	UNFINISHED STEEL
 One 20A TL Recept. 1.620" ID Hole (3R)	58111	51111	87111	88111	89111
 Two 20A TL Recepts. 1.620" ID Hole Must Use 3 Gang Plate (23R)	58113	51113	87113	88113	89113
 One 30A 3 & 4 Wire TL Recept. 1.730" ID Hole (3330R)	58229	51229	87229	88229	89229
 30/50A 3 Wire Range/Dryer Recept. 2.125" ID Hole (3D)	58221	51221	87221	88221	89221
 30/50A 3 Wire Range/Dryer Recept. 2.125" ID Hole 2 Gang Plate (23D)	58222	51222	87222	88222	89222
 30/50A 3 Wire Range/Dryer Recept. 2.125" ID Hole (N23D)	58227	51227	87227	88227	89227
 30/50/60A 3 & 4 Wire Recepts. 2.480" ID Hole (5R)	58223	51223	87223	88223	89223
 30/50/60A 4 Wire for Leviton 278 & 279 Recepts. 2.625" ID Hole (L5R)	58225	51225	87225	88225	89225
 30/50/60A 4 Wire Offset Recepts., 2.275" ID Hole (N5RR)	58226	51226	87226	88226	89226
 30/50/60A 4 Wire Recepts. 2.255" ID Hole (P5R)	58228	51228	87228	88228	89228
 Louver, Horizontal (Device Mntg. 2.375") (LH)	58630	51630	87630	88630	89630
 Louver, Vertical (Device Mntg. 2.375") (LV)	58631	51631	87631	88631	89631
 2 Louvers (Device Mntg. 2.375") (2LV)	58632	51632	87632	88632	89632
 Interchangeable 1 Hole Horizontal (71A)	58011X	51011X	87011X	88011X	89011X
 Interchangeable 1 Hole Per Gang, Horizontal (72A)	58012X	51012X	87012X	88012X	89012X
 Interchangeable 2 Holes (71B)	58021X	51021X	87021X	88021X	89021X
 Interchangeable 2 Holes Per Gang (72B)	58022X	51022X	87022X	88022X	89022X
 Interchangeable 2 Holes Per Gang (73B)	58023X	51023X	87023X	88023X	89023X

Commercial • Special Use

	GRAY SEMI- GLOSS	RED SEMI- GLOSS	BLACK MATTE	ALUMINUM PAINT	UNFINISHED STEEL
 Interchangeable 3 Holes (71C)	58031X	51031X	87031X	88031X	89031X
 Interchangeable 3 Holes Per Gang (72C)	58032X	51032X	87032X	88032X	89032X
 Interchangeable 1 Hole Vertical (71G)	58041X	51041X	87041X	88041X	89041X
 Interchangeable 1 Hole Horizontal, 2 Holes (71A-71B)	58052X	51052X	87052X	88052X	89052X
 Toggle Switch, Duplex Recept. (1T-10DR)	58532	51532	87532	88532	89532
 Toggle Switch, Interchangeable 2 Holes (1T-71B)	58062X	51062X	87062X	88062X	89062X
 Toggle Switch, Interchangeable 3 Holes (1T-71C)	58132X	51132X	87132X	88132X	89132X
 Toggle Switch, Single Recept. (1.405" ID Hole (1T-10R)	58512	51512	87512	88512	89512
 Toggle Switch, 5/8" ID Phone (Box Mntg. 3.281") (1T-01)	58472	51472	87472	88472	89472
 Toggle Switch, Blank (Box Mntg. 3.281") (1T-1B)	58522	51522	87522	88522	89522
 Toggle Switch, Block Duplex/GFI Recept. (1T-SRM)	58432	51432	87432	88432	89432
 Duplex Recept., Blank (Box Mntg. 3.281") (10DR-1B)	58542	51542	87542	88542	89542
 Duplex Recept., 5/8" ID Phone (Box Mntg. 3.281") (10DR-01)	58582	51582	87582	88582	89582
 Duplex Recept., Single Recept. (1.405" ID Hole) (10DR-10R)	58572	51572	87572	88572	89572
 Duplex Recept., Block Duplex/GFI Recept. (10DR-SRM)	58672	51672	87672	88672	89672
 Duplex Recept., Interchangeable 2 Holes (10DR-71B)	58142X	51142X	87142X	88142X	89142X
 Duplex Recept., Interchangeable 3 Holes (10DR-71C)	58172X	51172X	87172X	88172X	89172X
 Duplex Recept. 20A TL Recept. (1.620" ID Hole) (10DR-3R)	58390	51390	87390	88390	89390

Commercial • Special Use

	GRAY SEMI- GLOSS	RED SEMI- GLOSS	BLACK MATTE	ALUMINUM PAINT	UNFINISHED STEEL
 Duplex Recept., 30A Range/Dryer Recept. (2.125" ID Hole) (10DR-3D)	58180	51180	87180	88180	89180
 Single Recept. (1.405" ID Hole) Blank (Box Mntg. 3.281") (10R-1B)	58552	51552	87552	88552	89552
 Block Duplex/GFI Recept., Blank (Box Mntg. 3.281") (SRM-1B)	58422	51422	87422	88422	89422
 Toggle Switch, Centered 2 Gang Plate (1T-2G)	58772	51772	87772	88772	89772
 Duplex Recept., Centered 2 Gang Plate (10DR-2G)	58773	51773	87773	88773	89773
 Single Recept. (1.405" ID Hole), Centered 2 Gang Plate (10R-2G)	58774	51774	87774	88774	89774
 3/8" ID Phone (Box Mntg. 3.281"), Centered 2 Gang Plate (01-2G)	58775	51775	87775	88775	89775
 2 Toggle Switches, Duplex Receptacle (2T-10DR)	58543	51543	87543	88543	89543
 2 Toggle Switches, Blank (Box Mntg. 3.281") (2T-1B)	58533	51533	87533	88533	89533
 2 Toggle Switches, Block Duplex/GFI Recept. (2T-SRM)	58443	51443	87443	88443	89443
 Toggle Switch, 2 Block Duplex/GFI Recepts. (1T-2SRM)	58453	51453	87453	88453	89453
 Toggle Switch, 2 Blanks (Box Mntg. 3.281") (1T-2B)	58133	51133	87133	88133	89133
 Toggle Switch, 2 Duplex Recepts. (1T-20DR)	58553	51553	87553	88553	89553
 Toggle Switch, Block Duplex; Duplex Recept. (1T-SRM-10DR)	58503	51503	87503	88503	89503
 Duplex Recept., 2 Blanks (Box Mntg. 3.281") (10DR-2B)	58423	51423	87423	88423	89423
 Blank (Box Mntg. 3.281"), Duplex Recept., Blank (Box Mntg. 3.281") (1B-10DR-1B)	58193	51193	87193	88193	89193

Commercial • Special Use

	GRAY SEMI- GLOSS	RED SEMI- GLOSS	BLACK MATTE	ALUMINUM PAINT	UN- FINISHED STEEL
Blank (Box Mntg. 3.281"), 2 Duplex Recepts. (1B-20DR)	58163	51163	87163	88163	89163
Single Recept. (1.405" ID Hole), 2 Duplex Recepts. (10R-20DR)	58593	51593	87593	88593	89593
Toggle Switch, Blank (Box Mntg. 3.281"), Duplex Recept. (1T-1B-10DR)	58233	51233	87233	88233	89233
3 Toggle Switches, Duplex Recept. (3T-10DR)	58554	51554	87554	88554	89554
3 Toggle Switches, Block Duplex/GFI Recept. (3T-SRM)	58454	51454	87454	88454	89454
3 Toggle Switches, Blank (Box Mntg. 3.281") (3T-1B)	58544	51544	87544	88544	89544
2 Toggle Switches, 2 Duplex Recepts. (2T-20DR)	58564	51564	87564	88564	89564
2 Toggle Switches, 2 Blanks (Box Mntg. 3.281") (2T-2B)	58574	51574	87574	88574	89574
Toggle Switch, 3 Duplex Recepts. (1T-30DR)	58584	51584	87584	88584	89584
2 Duplex Recepts., 2 Blanks (Box Mntg. 3.281") (20DR-2B)	58164	51164	87164	88164	89164
4 Toggle Switches, Duplex Recept. (4T-10DR)	58565	51565	87565	88565	89565
4 Toggle Switches, Block Duplex/GFI Recept. (4T-SRM)	58465	51465	87465	88465	89465
3 Toggle Switches, 2 Duplex Recepts. (3T-20DR)	58575	51575	87575	88575	89575
5 Toggle Switches, Duplex Recept. (5T-10DR)	58576	51576	87576	88576	89576