

General Purpose



Interchangeable **LED** Inserts



ELCO Lighting
The Best Choice in Lighting




LED RECESSED LIGHTING



Introducing our newest IC Airtight LED Recessed Housings with quick connect terminal, featuring the latest in high output LED technology. Our energy efficient LED Inserts have an advanced heat sink design for best heat dissipation to maintain maximum LED module life.

LED RECESSED HOUSINGS

New Construction and Remodel housings with quick connect terminal for use with LED Inserts. For use in insulated ceilings (IC Airtight). Housings are UL listed and UL feed through listed. Meets restricted air flow requirements (per ASTM E-283). Meets ENERGY STAR requirements. CA Title 24 compliant.




ELCO QUICK CONNECTOR

Once housing is installed in the ceiling and electrical installation had been made, install LED Insert into recessed housing with quick connector.

LED INSERTS

LED module with CREE chips for maximum life and efficient operation. Suitable for use in fixtures installed in insulated ceilings. Quick terminal connector for easy installation to housing. Features a 120V AC dimmable driver with 50,000 hrs. of life expectancy.



TRIMS

Our trims offer durability, beauty and style. Choose from a wide selection of styles and color finishes that will match any rooms design.

4" LED Recessed Housings

Quick connect terminal for LED inserts | Single wall construction | For use in insulated ceilings | Adjustable to accommodate up to 1 1/4" ceiling thickness



4" IC Airtight New Construction Housing

EL490ICA

- Height: 5 1/2"
- Opening: 4 3/8"
- Captive bar hangers span 24" and can be repositioned 90°.
- Meets restricted air flow requirements (ASTM E-283).
- CA Title 24 compliant.
- UL listed for damp locations.
- UL listed for feed through.
- UL listed for direct contact with insulation.



4" IC Airtight Remodel Housing

EL490RICA

- Height: 5 1/2"
- Opening: 4 1/4"
- Meets restricted air flow requirements (ASTM E-283).
- CA Title 24 compliant.
- UL listed for damp locations.
- UL listed for feed through.
- UL listed for direct contact with insulation.



4" IC Airtight New Construction Shallow Housing

EL492ICA

- Height: 3 5/8"
- Opening: 4 3/8"
- Captive bar hangers span 24" and can be repositioned 90°.
- Meets restricted air flow requirements (ASTM E-283).
- CA Title 24 compliant.
- UL listed for damp locations.
- UL listed for feed through.
- UL listed for direct contact with insulation.



4" IC Airtight Remodel Shallow Housing

EL492RICA

- Height: 3 5/8"
- Opening: 4 3/8"
- Meets restricted air flow requirements (ASTM E-283).
- CA Title 24 compliant.
- UL listed for damp locations.
- UL listed for feed through.
- UL listed for direct contact with insulation.

4" LED Inserts & Trims

LED Insert with Quick Connector



Medium base socket adaptor included for standard incandescent housings.

- Suitable for use in fixtures installed in insulated ceilings.
- Features quick terminal connector, medium base socket adaptor included.
- CA Title 24 compliant.
- Meets ENERGY STAR requirements.
- 50,000 hours, 5-year warranty.

ELD4RT1227

800 lm
2700°K
12W

ELD4RT1230

850 lm
3000°K
12W

ELD4RT1240

900 lm
4000°K
12W

O.D. 4 1/4"

POWER 120V AC

CRI 90+

LED MODULE CREE COB

WET LOCATION Listed

DIMMABLE Triac (incandescent)

LV (low voltage magnetic)

ELV (low voltage electronic)

Compatible Trims

Reflector Trims

O.D. 5"



EL4330W
All White



EL4330B
Black Reflector, White Ring



EL4330C
Clear Reflector, White Ring



EL4330BZ
All Bronze



EL4330CP
All Copper

Baffle Trims

O.D. 5"



EL4331W
All White



EL4331B
Black Baffle, White Ring



EL4331N
All Nickel



EL4331BZ
All Bronze



EL4331CP
All Copper

Square Baffle Trims

5" Square



EL4351W
All White



EL4351B
Black Baffle, White Ring



EL4351N
All Nickel



EL4351BZ
All Bronze

Pull Down LED Insert



Medium base socket adaptor included for standard incandescent housings.

- Suitable for use in fixtures installed in insulated ceilings.
- Features quick terminal connector, medium base socket adaptor included.
- Adjustability: 65° tilt, 356° rotation.
- CA Title 24 compliant.
- Meets ENERGY STAR requirements.
- Limited 5-year warranty.

EL49730W

White



840 lm
3000°K
13W

EL49730B

Black



840 lm
3000°K
13W

EL49730N

Nickel



840 lm
3000°K
13W

EL49730BZ

Bronze



840 lm
3000°K
13W

O.D. 5"

POWER 120V AC

CRI 90+

LED MODULE CREE COB chips

WET LOCATION Listed

DIMMABLE Triac (incandescent)

LV (low voltage magnetic)

ELV (low voltage electronic)

6" LED Recessed Housings

Quick connect terminal for LED inserts | Single wall construction | For use in insulated ceilings | Adjustable to accommodate up to 1 1/4" ceiling thickness



6" IC Airtight New Construction Housing

EL770ICA

- Height: 7 1/2"
- Opening: 6 3/8"
- Captive bar hangers span 24" and can be repositioned 90°.
- Meets restricted air flow requirements (ASTM E-283).
- CA Title 24 compliant.
- UL listed for damp locations.
- UL listed for feed through.
- UL listed for direct contact with insulation.



6" IC Airtight Remodel Housing

EL770RICA

- Height: 7 1/2"
- Opening: 6 3/8"
- Meets restricted air flow requirements (ASTM E-283).
- CA Title 24 compliant.
- UL listed for damp locations.
- UL listed for feed through.
- UL listed for direct contact with insulation.



6" IC Airtight New Construction Shallow Housing

EL760ICA

- Height: 5 1/2"
- Opening: 6 3/8"
- Captive bar hangers span 24" and can be repositioned 90°.
- Meets restricted air flow requirements (ASTM E-283).
- CA Title 24 compliant.
- UL listed for damp locations.
- UL listed for feed through.
- UL listed for direct contact with insulation.



6" IC Airtight Remodel Shallow Housing

EL760RICA

- Height: 5 1/2"
- Opening: 6 3/8"
- Meets restricted air flow requirements (ASTM E-283).
- CA Title 24 compliant.
- UL listed for damp locations.
- UL listed for feed through.
- UL listed for direct contact with insulation.

6" LED Inserts & Trims

LED Insert with Quick Connector



Medium base socket adaptor included for standard incandescent housings.

- Suitable for use in fixtures installed in insulated ceilings.
- Features quick terminal connector, medium base socket adaptor included.
- CA Title 24 compliant.
- Meets ENERGY STAR requirements.
- 50,000 hours, 5-year warranty.

ELD7RT1427

900 lm
2700°K
14W

ELD7RT1430

900 lm
3000°K
14W

ELD7RT1440

950 lm
4000°K
14W

O.D. 5 1/2"

POWER 120V AC

CRI 90+

LED MODULE CREE chips

WET LOCATION Listed

DIMMABLE Triac (incandescent)

LV (low voltage magnetic)

ELV (low voltage electronic)

Compatible Trims

Reflector Trims

O.D. 7 1/4"



EL7330W
All White



EL7330B
Black Reflector, White Ring



EL7330C
Clear Reflector, White Ring



EL7330BZ
All Bronze



EL7330CP
All Copper

Baffle Trims

O.D. 7 1/4"



EL7331W
All White



EL7331B
Black Baffle, White Ring



EL7331N
All Nickel



EL7331BZ
All Bronze



EL7331CP
All Copper

Pull Down LED Insert



Medium base socket adaptor included for standard incandescent housings.

- Features quick terminal connector, medium base socket adaptor included.
- Suitable for use in fixtures installed in insulated ceilings.
- Adjustability: 65° tilt, 356° rotation.
- CA Title 24 compliant.
- Meets ENERGY STAR requirements.
- Limited 5-year warranty.

EL69730W

White



840 lm
3000°K
13W

EL69730B

Black



840 lm
3000°K
13W

EL69730N

Nickel



840 lm
3000°K
13W

EL69730BZ

Bronze



840 lm
3000°K
13W

O.D. 7 1/4"

POWER 120V AC

CRI 90+

LED MODULE CREE COB chips

WET LOCATION Listed

DIMMABLE Triac (incandescent)

LV (low voltage magnetic)

ELV (low voltage electronic)


CAT. # 1036
\$5.00

ELCO Lighting Los Angeles Headquarters

2042 E. Vernon Ave.
Vernon, CA 90058
Tel: 323.231.2600
Fax: 323.231.3200 or 800.644.2626
www.elcolighting.com
sales@elcolighting.com

Some of the products in this brochure are
covered by USA and international patents.

Specifications subject to change without notice.



Member of:

