



Turning Light into Savings ▶▶▶



TWP DLC V4.0 Traditional Wallpack Semi-Cutoff

28W, 40W, 42W, 59W, 60W, 80W, 90W

naturaLED® TWP traditional wallpack comes in rugged cast-aluminum housing with excellent thermal design. DesignLights Consortium V4.0 qualified, our TWP product offers a popular classic appearance for your needs.

Delivering up to 10,000 lumens by replacing up to 575-watt metal halide luminaires, with energy saving up to 80%. The traditional shape maintains an aesthetic appearance and will replace any building's wall pack, or perimeter lighting.

Our TWP is ideal for outdoor applications such as carports, loading areas, driveways, parking area and pathways. Designed for wall mounting above four feet from ground.



Key Features & Benefits

- ▶ DesignLights Consortium Qualified V4.0
- ▶ Long Life LED Chips
- ▶ Uniform and consistent color
- ▶ Excellent thermal design
- ▶ 15-30 foot height performance
- ▶ Shatter resistant glass
- ▶ Universal Voltage 120-277V
- ▶ Operating Temp: -4°F~120°F
- ▶ 50,000 Hours rated life
- ▶ Photocell sensor compatible
- ▶ Dimmable

Applications

- ▶ Area Lighting
- ▶ Security Lighting
- ▶ Pathway Lighting
- ▶ Perimeter Lighting
- ▶ Entryway Lighting

Color Choices



Bronze

Qualifications



Visor Not Included

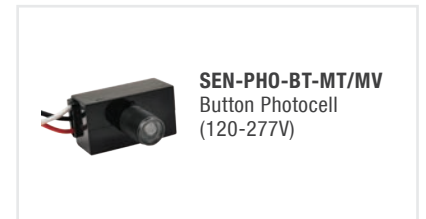
Item Code	Description	Color Temp	Wattage	Lumen Output	Equivalent Wattage	Voltage (V)	Rated Hours	Beam Type	DIM	Visor Included	24	DLC	IP 65
7076	LED-FXTWP42/40K/DB	4000K	42	4,775	175-250	120-277	50,000	F. Throw	0-10V	--	●	●	●
7077	LED-FXTWP42/50K/DB	5000K	42	4,886	175-250	120-277	50,000	F. Throw	0-10V	--	●	●	●
7078	LED-FXTWP59/40K/DB	4000K	59	7,128	250-400	120-277	50,000	F. Throw	0-10V	--	●	●	●
7079	LED-FXTWP59/50K/DB	5000K	59	7,179	250-400	120-277	50,000	F. Throw	0-10V	--	●	●	●
7080	LED-FXTWP80/40K/DB	4000K	80	10,373	400-575	120-277	50,000	F. Throw	0-10V	--	●	●	●
7081	LED-FXTWP80/50K/DB	5000K	80	10,416	400-575	120-277	50,000	F. Throw	0-10V	--	●	●	●

Visor Included

Item Code	Description	Color Temp	Wattage	Lumen Output	Equivalent Wattage	Voltage (V)	Rated Hours	Beam Type	DIM	Visor Included	24	DLC	IP 65
7466	LED-FXTWP28/40K/DB	4000K	28	3,000	175	120-277	50,000	F. Throw	--	Yes	●	●	●
7467	LED-FXTWP28/50K/DB	5000K	28	3,000	175	120-277	50,000	F. Throw	--	Yes	●	●	●
7086	LED-FXTWP40/40K/DB	4000K	40	3,076	175	120-277	50,000	F. Throw	--	Yes	●	●	●
7087	LED-FXTWP40/50K/DB	5000K	40	3,076	175	120-277	50,000	F. Throw	--	Yes	●	●	●
7088	LED-FXTWP60/40K/DB	4000K	60	4,612	250	120-277	50,000	F. Throw	--	Yes	●	●	●
7089	LED-FXTWP60/50K/DB	5000K	60	4,612	250	120-277	50,000	F. Throw	--	Yes	●	●	●
7138	LED-FXTWP90/40K/DB	4000K	90	5,896	400	120-277	50,000	F. Throw	--	Yes	●	●	●
7139	LED-FXTWP90/50K/DB	5000K	90	5,896	400	120-277	50,000	F. Throw	--	Yes	●	●	●

Accessories

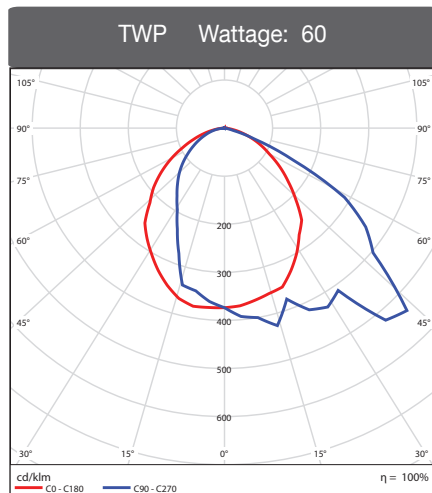
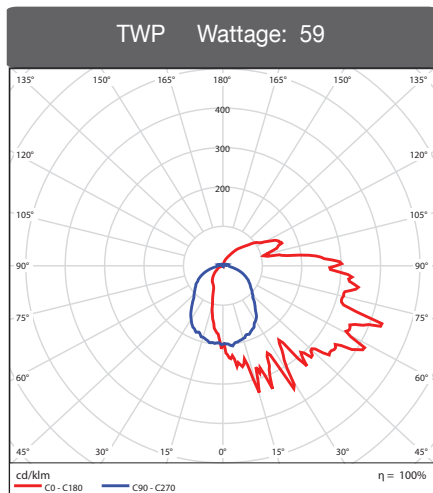
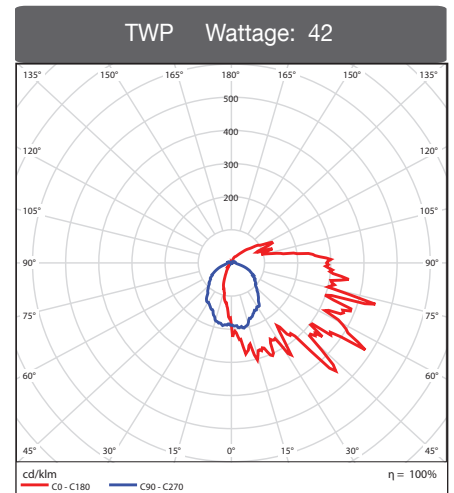
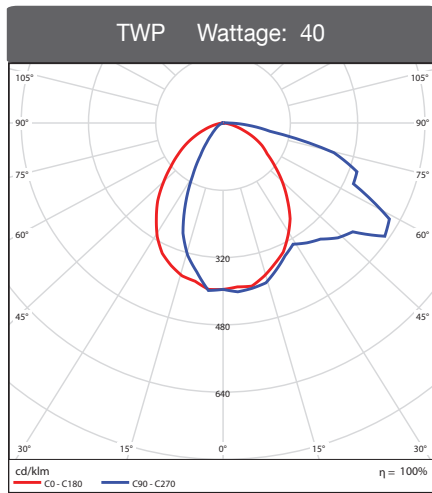
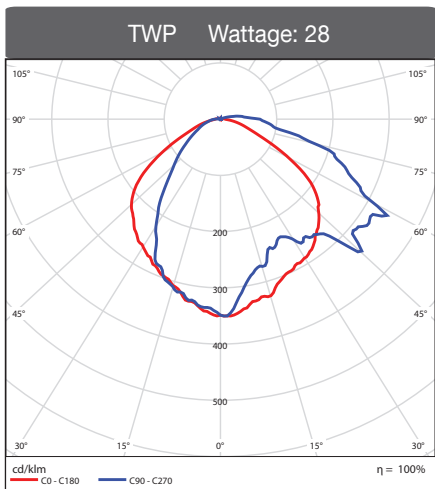
P10036	SEN-PHO-BT-MT/MV	Button Photocell 120-277V
P10022	CVR-TWP40/DB	TWP Visor
P10023	CVR-TWP60/DB	TWP Visor

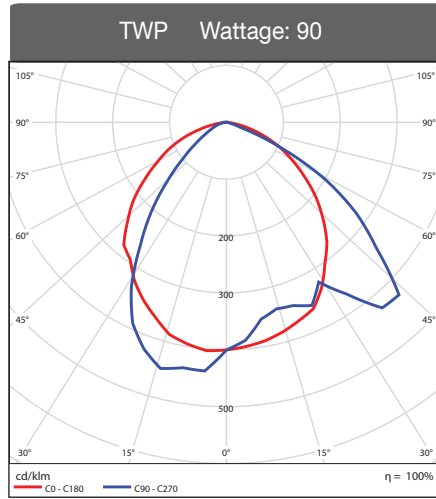
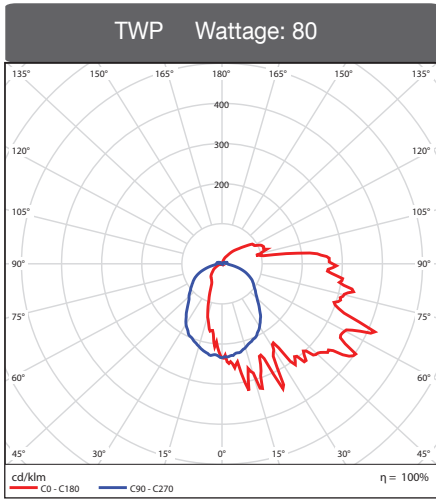


► Dimensions

	Wattage	A	B	C	Weight (lbs)
	28	8.78-in	9.37-in	8.90-in	5.72
	40/42	14.50-in	7.50-in	9.00-in	9.50
	59/60	18.50-in	9.25-in	9.00-in	16.00
	80/90	18.50-in	9.25-in	9.00-in	18.60

► Illuminance Distribution





► Master Carton Package

