

# R4 Series

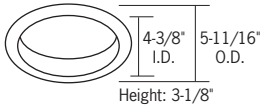
## 4" LED Recessed Downlight Trims



### Specification Grade Specular Reflector

Specification grade specular reflector: narrow beam clear, medium beam clear, wide beam clear, platinum, platinum wheat, or white. OD: 5-11/16"; ID: 4-3/8"

Add "C" (clear lens) or "SL" (sandblast lens) after finish code for wet location approved trim.



- C4322N-CLR\*** - Narrow Beam (36°), Clear Reflector
- C4322M-CLR\*** - Medium Beam (54°), Clear Reflector
- C4322W-CLR\*** - Wide Beam (80°), Clear Reflector
- C4322-PL\*** - Platinum Reflector
- C4322-PLWHE\*** - Platinum Wheat Reflector
- C4322-WHT** - White Reflector

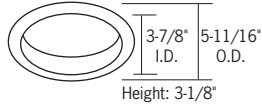
\*Available with White Painted Flange, add "-WPF" to part number



### Two Piece Reflector Trim

Two piece reflector: clear or white upper reflector, clear or platinum lower cone; Includes (1) LF20-CL glass lens. OD: 5-11/16"; ID: 3-7/8"

Approved for dry/damp locations. Approved for wet locations when glass lens is installed.



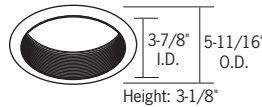
- C4321-CLR-(CLR,PL)** - Clear Reflector/Clear or Platinum Lower Cone
- C4321-WHT-(CLR,PL)** - White Reflector/Clear or Platinum Lower Cone



### Two Piece Reflector/Baffle Trim

Two piece reflector: clear or white upper reflector, black or white lower baffle; Includes (1) LF20-CL glass lens. OD: 5-11/16"; ID: 3-7/8"

Approved for dry/damp locations. Approved for wet locations when glass lens is installed.

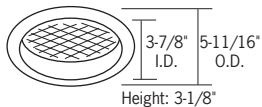


- C4321-CLR-(B,P)** - Clear Reflector/Black or White Lower Baffle
- C4321-WHT-(B,P)** - White Reflector/Black or White Lower Baffle



### Two Piece Reflector Trim with Lens

Two piece reflector with lens: Clear or white upper reflector, clear or platinum lower cone; regressed prismatic convex lens, Wet Location Listed. OD: 5-11/16"; ID: 3-7/8"

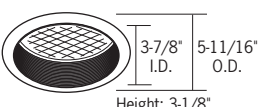


- C4327-CLR-(CLR,PL)** - Clear Reflector/Clear or Platinum Lower Cone
- C4327-WHT-(CLR,PL)** - White Reflector/Clear or Platinum Lower Cone



### Two Piece Reflector/Baffle Trim with Lens

Two piece reflector with lens: Clear or white upper reflector, black or white lower baffle with regressed prismatic convex glass lens; 1-1/2" Regress. Wet Location Listed. OD: 5-11/16"; ID: 3-7/8"



- C4327-CLR-(B,P)** - Clear Reflector/Black or White Lower Baffle
- C4327-WHT-(B,P)** - White Reflector/Black or White Lower Baffle



### Lensed Wall Wash Trim

Lensed Wall Wash Trim; Clear, Platinum or White Reflector. OD: 5-11/16"; ID: 4"

- C4323-CLR\*** - Clear Reflector
- C4323-PL\*** - Platinum Reflector
- C4323-WHT** - White Reflector

\*Available with White Painted Flange, add "-WPF" to part number



### Floating Glass Trim

Floating glass disc; clear or white reflector. 1-1/4" Drop from ceiling. Glass OD: 6".


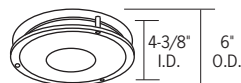
#### CTR4325L-(CLR,WHT)-P



### Floating Glass Ring

Floating glass ring; clear or white reflector. 1-1/4" Drop from ceiling; 3-1/2" center hole. Glass OD: 6".

#### CTR4326L-(CLR,WHT)-P



### Floating Single Acrylic Ring

Single floating colored acrylic ring; clear or white reflector. 1-1/2" Drop from ceiling. Acrylic Ring OD: 6"; ID: 4-3/8".

#### CTR4324L-(CLR,WHT)-P 1AR4(B,F,G,R,Y)



### Floating Double Acrylic Ring

Stacked floating colored acrylic rings; clear or white reflector. 2-3/4" Drop from ceiling. Acrylic Ring OD: 6"; ID: 4-3/8".

#### CTR4324L-(CLR,WHT)-P 2AR4(B,F,G,R,Y)



Acrylic Ring Finishes: -B (blue), -F (frosted), -G (green), -R (red), -Y (yellow)