



## VM Series configuration options and specifications

### \*\* Suffix

**No Suffix:** Opaque cover with four non-metallic corner screws

**CT:** Transparent cover with four non-metallic corner screws

**K:** Opaque cover with four non-metallic corner screws and knockouts in the base

**CTK:** Transparent cover with four non-metallic corner screws and knockouts in the base

**PBS:** 30.5 mm NEMA sized push-button holes and four non-metallic corner screws

**PBM:** 22.5 mm IEC sized push-button holes and four non-metallic corner screws

CT, K and CTK not available in 433, 733 and 933 enclosures

### Features

- Enclosures are maintenance free and corrosion resistant.
- Bases and opaque covers are made from Valox® 357U that can withstand continuous temperatures up to 280°F (138°C).
- Transparent covers are made from polycarbonate that can withstand continuous temperatures from -13°F to +104°F (-25°C to +40°C).
- Knockouts in the base facilitate conduit entry
- Cover screw holes in corners are outside of the gasketed area.
- Continuous gaskets made of polyurethane foam guarantee optimal integrity.
- All enclosures can be easily modified to customer specifications.

### Applications

The VM Series enclosure is designed for use as insulated electrical junction boxes, terminal wiring boxes, instrument housings, electrical control boxes and push-button housings in wet, dusty and corrosive environments.

### Standards

IEC 60529 (IP66)

EN 60529 (IP66)

### Approvals

UL Listed Types 4, 4x, 3, 3R, 12 & 13

CSA 4, 4x, 3, 3R, 12 & 13



Opaque Cover Enclosures (VM)	150
Opaque Cover Enclosures with Knockouts (VM K)	152
Transparent Cover Enclosures (VM CT)	154
Transparent Cover Enclosures with Knockouts (VM CTK)	156
Push-button Unit Enclosures	158
Back Plates	160
Window Kits	160
Accessories	161





### Configurations

Four non-metallic corner screws

### Features

- Enclosures are maintenance free and corrosion resistant.
- Bases and covers are made from Valox® 357U that can withstand continuous temperatures up to 280°F (138°C).
- Cover screw holes in corners are outside of the gasketed area.
- Continuous gaskets made of polyurethane foam guarantee optimal integrity.
- All enclosures can be easily modified to customer specifications.

### Applications

The VM Series enclosure is designed for use as insulated electrical junction boxes, terminal wiring boxes, instrument housings, electrical control boxes and push-button housings in wet, dusty and corrosive environments.

### Standards

IEC 60529 (IP66)

EN 60529 (IP66)

### Approvals

UL Listed Types 4, 4x, 3, 3R, 12 & 13  
 CSA 4, 4x, 3, 3R, 12 & 13



Part Number	Exterior Dimensions	Interior Dimensions	Weight	Back Plate
	H x W x D Inches (mm)	H x W x D Inches (mm)	Lbs (kg)	A: Aluminum
VM433	4.36 x 3.18 x 3.66 (111 x 81 x 93)	4.01 x 2.82 x 3.31 (102 x 72 x 84)	.20 (.09)	Not Available
VM533	5.03 x 3.06 x 3.02 (128 x 78 x 77)	4.69 x 2.72 x 2.72 (119 x 69 x 69)	.26 (.12)	VMBP53A
VM534	5.03 x 3.06 x 4.02 (128 x 78 x 102)	4.69 x 2.72 x 3.72 (119 x 69 x 69)	.31 (.14)	VMBP53A
VM553	5.03 x 5.03 x 3.02 (128 x 128 x 77)	4.69 x 4.69 x 2.72 (119 x 119 x 69)	.43 (.20)	VMBP55A
VM554	5.03 x 5.03 x 4.02 (128 x 128 x 102)	4.69 x 4.69 x 3.72 (119 x 119 x 94)	.48 (.22)	VMBP55A
VM733	6.72 x 3.17 x 3.61 (171 x 81 x 92)	6.37 x 2.82 x 3.33 (162 x 72 x 85)	.36 (.16)	Not Available
VM753	7.00 x 5.03 x 2.97 (178 x 128 x 75)	6.65 x 4.69 x 2.72 (169 x 119 x 69)	.56 (.25)	VMBP75A
VM754	7.00 x 5.03 x 4.02 (178 x 128 x 102)	6.65 x 4.69 x 3.72 (169 x 119 x 94)	.61 (.28)	VMBP75A
VM755	7.00 x 5.03 x 5.02 (177 x 128 x 128)	6.65 x 4.69 x 4.72 (169 x 119 x 120)	.66 (.30)	VMBP75A
VM773	7.00 x 7.00 x 3.02 (178 x 178 x 77)	6.65 x 6.65 x 2.72 (169 x 169 x 69)	.83 (.38)	VMBP77A
VM775	7.00 x 7.00 x 5.02 (178 x 178 x 128)	6.65 x 6.65 x 4.72 (169 x 169 x 120)	.93 (.42)	VMBP77A
VM776	7.00 x 7.00 x 6.02 (178 x 178 x 153)	6.65 x 6.65 x 5.72 (169 x 169 x 145)	.98 (.44)	VMBP77A
VM933	9.09 x 3.18 x 3.61 (171 x 81 x 92)	8.74 x 2.84 x 3.33 (222 x 72 x 85)	.46 (.21)	Not Available



Vynckier Enclosure Systems  
 271 McCarty St., Houston, Texas 77029  
 Phone: (713) 374-7850 • Toll Free: (888) 837-1114  
 Fax: (800) 444-1261 • www.Vynckier.com



# vynckier

**ENCLOSURE SYSTEMS INC.**

**Opaque Cover with Knockouts**

VM

**Configurations**

**K:** Four non-metallic corner screws and knockouts in the base

**Features**

- Enclosures are maintenance free and corrosion resistant.
- Bases and covers are made from Valox® 357U that can withstand continuous temperatures up to 280°F (138°C).
- Knockouts in the base facilitate conduit entry.
- Cover screw holes in corners are outside of the gasketed area.
- Continuous gaskets made of polyurethane foam guarantee optimal integrity.
- All enclosures can be easily modified to customer specifications.

**Applications**

The VM Series enclosure is designed for use as insulated electrical junction boxes, terminal wiring boxes, instrument housings, electrical control boxes and push-button housings in wet, dusty and corrosive environments.

**Standards**

IEC 60529 (IP66)

EN 60529 (IP66)

**Approvals**

UL Listed Types 4, 4x, 3, 3R, 12 & 13  
 CSA 4, 4x, 3, 3R, 12 & 13



Part Number	Exterior Dimensions	Interior Dimensions	Weight	Back Plate	Knockouts
	H x W x D Inches (mm)	H x W x D Inches (mm)	Lbs (kg)	*A: Aluminum *S: Steel *N: Non-Metallic	(Quantity) Size
VM533K	5.03 x 3.06 x 3.02 (128 x 78 x 77)	4.69 x 2.72 x 2.72 (119 x 69 x 69)	.26 (.12)	VMBP53A	(6) .44"-.85"
VM534K	5.03 x 3.06 x 4.02 (128 x 78 x 102)	4.69 x 2.72 x 3.72 (119 x 69 x 69)	.31 (.14)	VMBP53A	(6) .44"-.85"
VM553K	5.03 x 5.03 x 3.02 (128 x 128 x 77)	4.69 x 4.69 x 2.72 (119 x 119 x 69)	.43 (.20)	VMBP55A	(8) .44"-.85"
VM554K	5.03 x 5.03 x 4.02 (128 x 128 x 102)	4.69 x 4.69 x 3.72 (119 x 119 x 94)	.48 (.22)	VMBP55A	(8) .44"-.85"
VM753K	7.00 x 5.03 x 2.97 (178 x 128 x 75)	6.65 x 4.69 x 2.72 (169 x 119 x 69)	.56 (.25)	VMBP75A	(6) PG13.5/9 (4) PG21/16
VM754K	7.00 x 5.03 x 4.02 (178 x 128 x 102)	6.65 x 4.69 x 3.72 (169 x 119 x 94)	.61 (.28)	VMBP75A	(6) PG13.5/9 (4) PG21/16
VM755K	7.00 x 5.03 x 5.02 (177 x 128 x 128)	6.65 x 4.69 x 4.72 (169 x 119 x 120)	.66 (.30)	VMBP75A	(6) PG 13.5/9 (4) PG21/16
VM773K	7.00 x 7.00 x 3.02 (178 x 178 x 77)	6.65 x 6.65 x 2.72 (169 x 169 x 69)	.83 (.38)	VMBP77A	(12) PG13.5/9
VM775K	7.00 x 7.00 x 5.02 (178 x 178 x 128)	6.65 x 6.65 x 4.72 (169 x 169 x 120)	.93 (.42)	VMBP77A	(12) PG13.5/9
VM776K	7.00 x 7.00 x 6.02 (178 x 178 x 153)	6.65 x 6.65 x 5.72 (169 x 169 x 145)	.98 (.44)	VMBP77A	(12) PG13.5/9



Vynckier Enclosure Systems  
 271 McCarty St., Houston, Texas 77029  
 Phone: (713) 374-7850 • Toll Free: (888) 837-1114  
 Fax: (800) 444-1261 • www.Vynckier.com



# vynckier

ENCLOSURE SYSTEMS INC.

Transparent Cover

VM

**Configurations**

CT: Four non-metallic corner screws

**Features**

- Enclosures are maintenance free and corrosion resistant.
- Bases are made from Valox® 357U that can withstand continuous temperatures up to 280°F (138°C).
- Transparent covers are made from polycarbonate that can withstand continuous temperatures from -13°F to +104°F (-25°C to +40°C).
- Cover screw holes in corners are outside of the gasketed area.
- Continuous gaskets made of polyurethane foam guarantee optimal integrity.
- All enclosures can be easily modified to customer specifications.

**Applications**

The VM Series enclosure with transparent cover is designed for use as insulated electrical junction boxes, terminal wiring boxes, instrument housings, electrical control boxes and push-button housings in wet, dusty and corrosive environments when visibility of internal components is essential.

**Standards**

IEC 60529 (IP66)

EN 60529 (IP66)

**Approvals**

UL Listed Types 4, 4x, 3, 3R, 12 & 13  
 CSA 4, 4x, 3, 3R, 12 & 13



Part Number	Exterior Dimensions	Interior Dimensions	Weight Lbs (kg)	Back Plate
	H x W x D Inches (mm)	H x W x D Inches (mm)		*A: Aluminum *S: Steel *N: Non-Metallic
VM533CT	5.03 x 3.06 x 3.02 (128 x 78 x 77)	4.69 x 2.72 x 2.72 (119 x 69 x 69)	.26 (.12)	VMBP53A
VM534CT	5.03 x 3.06 x 4.02 (128 x 78 x 102)	4.69 x 2.72 x 3.72 (119 x 69 x 69)	.31 (.14)	VMBP53A
VM553CT	5.03 x 5.03 x 3.02 (128 x 128 x 77)	4.69 x 4.69 x 2.72 (119 x 119 x 69)	.43 (.20)	VMBP55A
VM554CT	5.03 x 5.03 x 4.02 (128 x 128 x 102)	4.69 x 4.69 x 3.72 (119 x 119 x 94)	.48 (.22)	VMBP55A
VM753CT	7.00 x 5.03 x 2.97 (178 x 128 x 75)	6.65 x 4.69 x 2.72 (169 x 119 x 69)	.56 (.25)	VMBP75A
VM754CT	7.00 x 5.03 x 4.02 (178 x 128 x 102)	6.65 x 4.69 x 3.72 (169 x 119 x 94)	.61 (.28)	VMBP75A
VM755CT	7.00 x 5.03 x 5.02 (177 x 128 x 128)	6.65 x 4.69 x 4.72 (169 x 119 x 120)	.66 (.30)	VMBP75A
VM773CT	7.00 x 7.00 x 3.02 (178 x 178 x 77)	6.65 x 6.65 x 2.72 (169 x 169 x 69)	.83 (.38)	VMBP77A
VM775CT	7.00 x 7.00 x 5.02 (178 x 178 x 128)	6.65 x 6.65 x 4.72 (169 x 169 x 120)	.93 (.42)	VMBP77A
VM776CT	7.00 x 7.00 x 6.02 (178 x 178 x 153)	6.65 x 6.65 x 5.72 (169 x 169 x 145)	.98 (.44)	VMBP77A





Vynckier Enclosure Systems  
 271 McCarty St., Houston, Texas 77029  
 Phone: (713) 374-7850 • Toll Free: (888) 837-1114  
 Fax: (800) 444-1261 • www.Vynckier.com



# vynckier

ENCLOSURE SYSTEMS INC.

Transparent Cover with  
Knockouts

VM

**Configurations**

CTK: Four non-metallic corner screws and knockouts in the base

**Features**

- Enclosures are maintenance free and corrosion resistant.
- Bases are made from Valox® 357U that can withstand continuous temperatures up to 280°F (138°C).
- Transparent covers are made from polycarbonate that can withstand continuous temperatures from -13°F to +104°F (-25°C to +40°C).
- Knockouts in the base facilitate conduit entry
- Cover screw holes in corners are outside of the gasketed area.
- Continuous gaskets made of polyurethane foam guarantee optimal integrity.
- All enclosures can be easily modified to customer specifications.

**Applications**

The VM Series enclosure with transparent cover is designed for use as insulated electrical junction boxes, terminal wiring boxes, instrument housings, electrical control boxes and push-button housings in wet, dusty and corrosive environments when visibility of internal components is essential.

**Standards**

IEC 60529 (IP66)

EN 60529 (IP66)

**Approvals**

UL Listed Types 4, 4x, 3, 3R, 12 & 13  
 CSA 4, 4x, 3, 3R, 12 & 13



Part Number	Exterior Dimensions	Interior Dimensions	Weight Lbs (kg)	Back Plate	Knockouts (Quantity) Size
	H x W x D Inches (mm)	H x W x D Inches (mm)		*A: Aluminum *S: Steel *N: Non-Metallic	
VM533CTK	5.03 x 3.06 x 3.02 (128 x 78 x 77)	4.69 x 2.72 x 2.72 (119 x 69 x 69)	.26 (.12)	VMBP53A	(6) .44"-.85"
VM534CTK	5.03 x 3.06 x 4.02 (128 x 78 x 102)	4.69 x 2.72 x 3.72 (119 x 69 x 69)	.31 (.14)	VMBP53A	(6) .44"-.85"
VM553CTK	5.03 x 5.03 x 3.02 (128 x 128 x 77)	4.69 x 4.69 x 2.72 (119 x 119 x 69)	.43 (.20)	VMBP55A	(8) .44"-.85"
VM554CTK	5.03 x 5.03 x 4.02 (128 x 128 x 102)	4.69 x 4.69 x 3.72 (119 x 119 x 94)	.48 (.22)	VMBP55A	(8) .44"-.85"
VM753CTK	7.00 x 5.03 x 2.97 (178 x 128 x 75)	6.65 x 4.69 x 2.72 (169 x 119 x 69)	.56 (.25)	VMBP75A	(6) PG13.5/9 (4) PG21/16
VM754CTK	7.00 x 5.03 x 4.02 (178 x 128 x 102)	6.65 x 4.69 x 3.72 (169 x 119 x 94)	.61 (.28)	VMBP75A	(6) PG13.5/9 (4) PG21/16
VM755CTK	7.00 x 5.03 x 5.02 (177 x 128 x 128)	6.65 x 4.69 x 4.72 (169 x 119 x 120)	.66 (.30)	VMBP75A	(6) PG 13.5/9 (4) PG21/16
VM773CTK	7.00 x 7.00 x 3.02 (178 x 178 x 77)	6.65 x 6.65 x 2.72 (169 x 169 x 69)	.83 (.38)	VMBP77A	(12) PG13.5/9
VM775CTK	7.00 x 7.00 x 5.02 (178 x 178 x 128)	6.65 x 6.65 x 4.72 (169 x 169 x 120)	.93 (.42)	VMBP77A	(12) PG13.5/9
VM776CTK	7.00 x 7.00 x 6.02 (178 x 178 x 153)	6.65 x 6.65 x 5.72 (169 x 169 x 145)	.98 (.44)	VMBP77A	(12) PG13.5/9



Vynckier Enclosure Systems  
 271 McCarty St., Houston, Texas 77029  
 Phone: (713) 374-7850 • Toll Free: (888) 837-1114  
 Fax: (800) 444-1261 • www.Vynckier.com



# vynckier

ENCLOSURE SYSTEMS INC.

Push-button Units

VM

**Configurations**

**PBS:** 30.5 mm NEMA sized push-button holes and four non-metallic corner screws  
**PBM:** 22.5 mm IEC sized push-button holes and four non-metallic corner screws

**Features**

- Enclosures are maintenance free and corrosion resistant.
- Bases and covers are made from Valox® 357U that can withstand continuous temperatures up to 280°F (138°C).
- Cover screw holes in corners are outside of the gasketed area.
- Continuous gaskets made of polyurethane foam guarantee optimal integrity.
- All enclosures can be easily modified to customer specifications.

**Applications**

The VM Series enclosure push-button unit is designed for use as housing and operating stations for NEMA and IEC push buttons.

**Standards**

IEC 60529 (IP66)

EN 60529 (IP66)

**Approvals**





UL Listed Types 4, 4x, 3, 3R, 12 & 13  
 CSA 4, 4x, 3, 3R, 12 & 13











Part Number	Exterior Dimensions	Interior Dimensions	Weight Lbs (kg)	Back Plate	Push-button Holes (Quantity) Size
	H x W x D Inches (mm)	H x W x D Inches (mm)		*A: Aluminum *S: Steel *N: Non-Metallic	
VM433-PBS1 VM433-PBM1	4.36 x 3.18 x 3.66 (111 x 81 x 93)	4.01 x 2.82 x 3.31 (102 x 72 x 84)	.20 (.09)	Not Available	(1) 30.5 (1) 22.5
VM533-PBM2	5.03 x 3.06 x 3.02 (128 x 78 x 77)	4.69 x 2.72 x 2.72 (119 x 69 x 69)	.26 (.12)	VMBP53A	(2) 22.5
VM733-PBS2 VM733-PBM3	6.72 x 3.17 x 3.61 (171 x 81 x 92)	6.37 x 2.82 x 3.33 (162 x 72 x 85)	.36 (.16)	Not Available	(2) 30.5 (3) 22.5
VM755-PBS4 VM755-PBM6	7.00 x 5.03 x 5.02 (177 x 128 x 128)	6.65 x 4.69 x 4.72 (169 x 119 x 120)	.66 (.30)	VMBP75A	(4) 30.5 (6) 22.5
VM775-PBS4 VM775-PBM9	7.00 x 7.00 x 5.02 (178 x 178 x 128)	6.65 x 6.65 x 4.72 (169 x 169 x 120)	.93 (.42)	VMBP77A	(4) 30.5 (9) 22.5
VM933-PBS3 VM933-PBM4	9.09 x 3.18 x 3.61 (171 x 81 x 92)	8.74 x 2.84 x 3.33 (222 x 72 x 85)	.46 (.21)	Not Available	(3) 30.5 (4) 22.5

Custom push button solutions available...



Part Number	Dimensions	Material	Thickness	Weight	Enclosure
	H x W Inches (mm)				
 VMBP53A	4.21 x 2.25 (107 x 57)	Aluminum	.08 (2)	.11 (.05)	VM533 VM534
 VMBP55A	4.21 x 4.21 (107 x 107)	Aluminum	.08 (2)	.18 (.08)	VM553 VM554
 VMBP75A	6.18 x 4.22 (157 x 107)	Aluminum	.08 (2)	.25 (.11)	VM753 VM754 VM755
 VMBP77A	6.18 x 6.18 (157 x 157)	Aluminum	.08 (2)	.34 (.15)	VM773 VM775 VM776

**VM Window Kits**

Part Number	Dimensions	Material	Viewing Area	Weight	Enclosure
	H x W x D Inches (mm)				
 VM-CTFS23	2.36 x 3.03 x .79 (60 x 77 x 20)	Polycarbonate	1.65 x 1.97 (42 x 50)	.11 (.05)	VM533 and up
 VM-CTHS23	2.36 x 3.03 x 1.26 (60 x 77 x 32)	Polycarbonate	1.65 x 1.97 (42 x 50)	.16 (.07)	VM533 and up
 VM-CTFS43	3.78 x 3.03 x .79 (96 x 77 x 20)	Polycarbonate	3.07 x 1.97 (78 x 50)	.17 (.08)	VM753 and up
 VM-CTHS43	3.78 x 3.03 x 1.26 (96 x 77 x 32)	Polycarbonate	3.07 x 1.97 (78 x 50)	.22 (.10)	VM753 and up
 VM-CTFS53	5.12 x 3.03 x .79 (130 x 77 x 20)	Polycarbonate	4.41 x 1.97 (112 x 50)	.23 (.10)	VM753 and up
 VM-CTHS53	5.12 x 3.03 x 1.26 (130 x 77 x 32)	Polycarbonate	4.41 x 1.97 (112 x 50)	.28 (.13)	VM753 and up
 VM-CTFS73	6.42 x 3.03 x .79 (163 x 77 x 20)	Polycarbonate	5.71 x 1.97 (112 x 50)	.29 (.13)	VM753 and up
 VM-CTHS73	6.42 x 3.03 x 1.26 (163 x 77 x 32)	Polycarbonate	5.71 x 1.97 (112 x 50)	.34 (.15)	VM753 and up

	VMMB-5 VM Series Mounting Bracket	Material: Aluminum Package: Set of 2 pieces Mounts directly to the rear of enclosures for wall mounting applications.
	SEDV Small Drain Vents	Material: Polyamide Package: Set of 2 pieces 2 air vents must be mounted per enclosure to ensure sufficient air circulation and prevent condensation water.
	DRL43 VM Series Long Din Rail	Material: Aluminum Mounts directly to the base of enclosures across the long side. For use with: VM433 enclosures
	DRL53 VM Series Long Din Rail	Material: Aluminum Mounts directly to the base of enclosures across the long side. For use with: VM533 and VM534 enclosures
	DRS35 VM Series Short Din Rail	Material: Aluminum Mounts directly to the base of enclosures across the short side. For use with: VM533 and VM534 enclosures
	DRL55 VM Series Long Din Rail	Material: Aluminum Mounts directly to the base of enclosures. For use with: VM553 and VM554 enclosures
	DRL75 VM Series Long Din Rail	Material: Aluminum Mounts directly to the base of enclosures across the long side. For use with: VM753, VM754 and VM755 enclosures
	DRS57 VM Series Short Din Rail	Material: Aluminum Mounts directly to the base of enclosures across the short side. For use with: VM753, VM754 and VM755 enclosures
	DRL77 VM Series Long Din Rail	Material: Aluminum Mounts directly to the base of enclosures. For use with: VM773, VM775 and VM776 enclosures
	DRL93 VM Series Long Din Rail	Material: Aluminum Mounts directly to the base of enclosures across the long side. For use with: VM933 enclosures