

**Pro Series LED Lighting**  
Champ® Pro PVM LED Luminaires

**CROUSE-HINDS**  
SERIES

# Champ® Pro PVM

LED luminaires for harsh & heavy industrial areas

3,000 to 25,000 lumen LED high bay luminaires



**EATON**  
*Powering Business Worldwide*





Champ® Pro PVM LED

# Safe. Reliable. Efficient.

Featuring the industry's broadest range of LED luminaires for harsh, hazardous and industrial environments, Eaton's Crouse-Hinds can deliver a lighting solution that performs reliably in even the worst operating conditions. All the while reducing your energy, maintenance and manpower costs.

## Why LED?

### Useful life

Rated life is up to 60,000 hours of maintenance-free and safe operation

### Energy efficiency

LED average energy consumption is significantly less than traditional fluorescent and HID fixtures

### Start/restart time

Instant illumination versus 10 minute restrike time for HID

### Light quality

Higher color rendering compared to fluorescent and HID

### Environmental benefits

Mercury-free LED eliminates disposal costs and lower energy consumption for a smaller carbon footprint

## Why Crouse-Hinds?

### Rugged design

Built to withstand extreme temperatures, vibration, water and dust

### High efficacy

Up to 124 lumens per watt (model dependent)

### Thermal management

Effective heat sinking ensures longer life

### Quality of light

Custom optics designed to maximize light distribution and intensity

### Versatile mounting

LED fixtures are compatible with Crouse-Hinds' HID installed base

# Why Champ Pro PVM LED?

**Rugged mid to high bay solutions.** Champ PVM series LED luminaires are engineered to provide maintenance-free performance while delivering long life and high lumen performance.



## Custom optics:

- Type I, III and V optics designed to maximize light distribution and intensity\*

\* Type V optics standard

## Increased efficiency and durability:

- Up to 124 lumens per watt
- Economic life: 7-20 years

## Built to last:

- Type 4X rated
- Impact-resistant lens sealed from the outside environment provides ingress protection against water and dust
- Die cast aluminum LED housing provides efficient thermal path to heat sink assembly
- Vertical fin design facilitates air flow and dust shedding

## Simple installation and replacement:

- Contractor-friendly design is ideal for both retrofit and new construction
- Easy to retrofit using existing HID Champ mounting module
- Compact modular design for easy component replacement and future upgrades
- Available with lever lock connectors and standard three-pole terminal block



PVM3L - PVM11L

**optimized for 8-30 foot mounting heights**



PVM13L & PVM17L



PVM21L & PVM25L

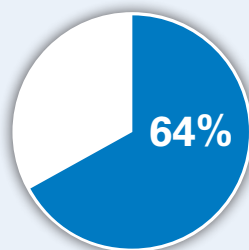
**optimized for 30-60 foot mounting heights**

## LED vs. HID savings at a glance

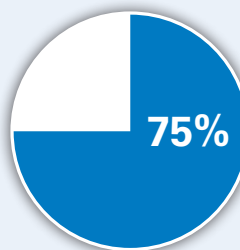
Why are so many facilities making the switch from HID to LED?

The numbers say it all.

## PVM7L vs. 175 watt MH



64% REDUCTION IN ENERGY COSTS



75% LOWER TOTAL COST OF OWNERSHIP



100% MAINTENANCE REDUCTION


Assumptions: Calculations based on overall life of the LED system. Energy cost of \$.09 per kilowatt; 24 hour per day operation; labor rate of \$75 each for 2 workers; average time for fixture maintenance of 1 hour.



## Custom optics

Eaton's Crouse-Hinds continuously focuses on engineering product solutions tailored to our customers' unique needs and applications.

Champ Pro PVM LED luminaires feature custom optics designed to maximize light distribution and intensity, providing flexibility for retrofits or new installations throughout the site.



Type III optics minimize light spillover onto the walls and direct light to the ground.

## Three optical options to maximize light distribution and intensity



PVM3L - PVM11L



Type I



Type III



Type V



### TYPE I

Long and rectangular for hallways, walkways, loading docks, catwalks.

#### Ideal for:

- Mining conveyor belts
- Aisleways and hallways
- Catwalks and walkways
- Ramps and loading docks
- Tunnels with overhead mounts



### TYPE III

Wall mount light distribution, minimizing spillover on the wall.

#### Ideal for:

- Narrow crosswalks or passages with wall mounted fixtures
- Tunnels with wall mount
- Wall or stanchion mount requiring 180° forward throw beam patterns



### TYPE V

Regular circular distribution pattern for high/low bay indoor and outdoor ceiling or pendant mount lighting.

#### Ideal for:

- Pendant, ceiling or stanchion mount overhead building mounts
- Processing mills, industrial plants, large buildings, warehouses, etc.

## Colored LED options:

- Available in green and amber\*
- Reduction in light pollution for night space observation and sky glow due to isolating blue wavelength in red and amber colors
- Wildlife-friendly
- Improves visibility for telescopes in observatories during night sky space exploration

\* Custom optics not available with colored LEDs. One model per color, see assignment sheet.

# Case study: Type I optics

## Catwalk/conveyor lighting

Utilizing Eaton's Crouse-Hinds lighting layout services, Champ Pro PVM luminaires with Type I optics and HID luminaires are shown installed on a catwalk to compare photometrics.

## Comparison

**Champ Pro Type I LEDs have a wider linear pattern** than equivalent HID luminaires and provide more efficient light dispersion, which fully illuminates the catwalk.

## Results

**Champ Pro PVM LED with Type I optics** provides superior illumination along the conveyor and walkway safely. With no gaps in illumination, the optical pattern allows for increased spacing of fixtures and a safer conveyor system.

## Savings realized

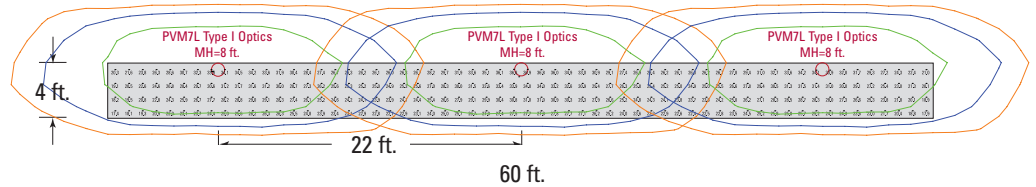
- **Champ Pro Type I pattern allows for greater fixture spacing** along the catwalk or conveyor system
- Increased visibility with no dark spots results in safer conditions for workers
- LED system provides between 7 to 20 years of maintenance free operation
- Up to 64% energy savings over the life of the fixture

### Lighting layout & design services:

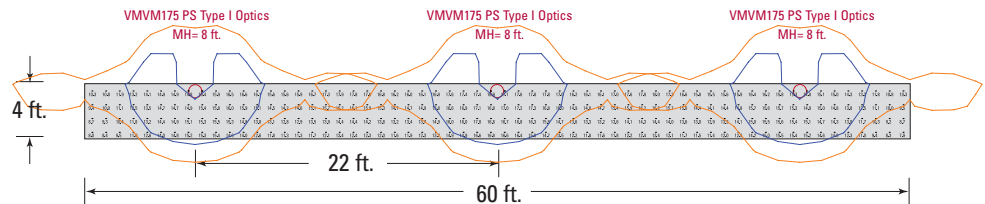
Let us help you design your next big project!

**Contact Crouse-Hinds Customer Service**  
crousecustomerctr  
@eaton.com  
(866) 764-5454

### Champ Pro PVM w/ Type I Optics

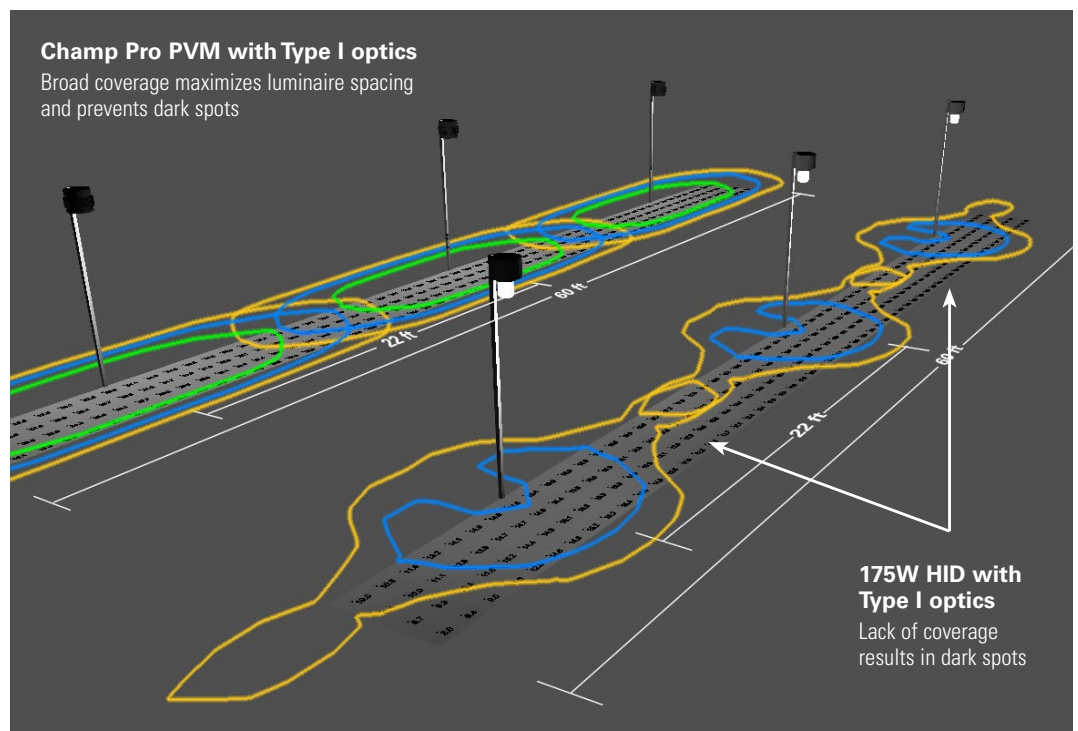


### 175W Metal Halide w/ Type I Optics



Luminaire	Calc. type	Units	Avg.	Max.	Min.	Avg/min.	Max./min.
Champ Pro PVM	Illuminance	Fc	26.91	36.9	17.4	1.55	2.12
175W MH	Illuminance	Fc	14.32	18.0	7.9	1.81	2.28

**Champ Pro has broader coverage area, higher delivered footcandles and uniformity for a typical catwalk or conveyor application.**



## Champ Pro PVM series LED luminaires

Champ Pro PVM series LEDs are designed to provide full-spectrum, crisp, white light with custom IES Type I, III and V distribution.

Model	Typical lumens (Type V)*	Wattage	Lumens per watt	Equivalent HID luminaire	Typical energy savings / lifetime
PVM3L	3,531	29	122	70W-100W	Up to 77%
PVM5L	5,335	43	124	100W-150W	Up to 67%
PVM7L	7,195	62	116	150W-175W	Up to 67%
PVM9L	9,266	85	109	250W-320W	Up to 74%
PVM11L	11,440	113	101	320W-400W	Up to 74%
PVM13L	13,226	130	102	400W	Up to 68%
PVM17L	18,793	168	112	400W-600W	Up to 72%
PVM21L	22,110	196	113	600W-750W	Up to 74%
PVM25L	26,531	232	114	750W-1000W	Up to 77%

\* Tolerance +/- 10%.

### Applications:

- Ordinary non-hazardous locations with mounting heights up to 60 feet
- Heavy industrial, mine site processing areas, platforms, loading docks, tunnels, indoor/outdoor spotlighting, outdoor wall, stanchion mounted general area lighting and areas requiring frequent on-and-off of lights
- Locations requiring continuous and consistent light levels in extreme ambient temperatures
- Where extremely corrosive, wet, dusty, hot and/or cold conditions exist
- Type 4X, marine, wet locations and hose-down environments

### Champ Pro PVM benefits:

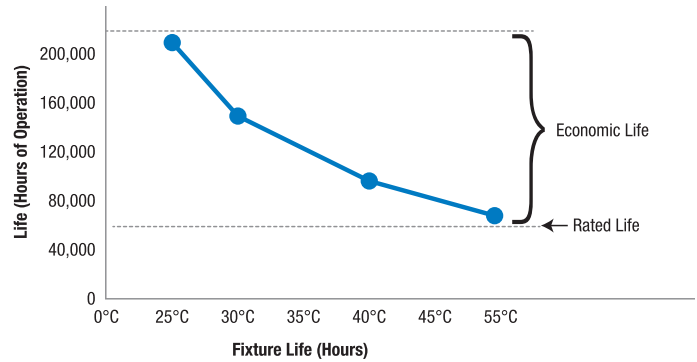
- Instant illumination and restrike
- Better visibility with crisp, white light
- Cold temperature operation / no warm-up required
- Option for redundancy in drivers with multiple series circuits connected to each driver to avoid complete loss of illumination
- Easy installation - compact modular fixture attaches onto existing Champ mounting module
- Energy-efficient technology - up to 64% energy savings over HID fixtures
- Contains no mercury or other hazardous substances
- Shock- and vibration-resistant solid-state luminaires have no filaments or glass components that could break - greatly reduces the risk of premature failure
- Operating ambient: -40°C to 65°C (PVM3L-PVM11L models); -40°C to 55°C (PVM13L-PVM25L models)
- Full cut-off with no wasted light above the fixture
- 5 year fixture warranty†

† Refer to page 2 of the D-0914 authorized distributor price book for Crouse-Hinds standard Terms and Conditions.

### Standard materials:

- Lamp housing and adapter - die cast aluminum with Corro-free™ epoxy powder coat
- Lens - heat- and impact-resistant glass
- Gaskets - silicone
- External hardware - stainless steel
- Factory-sealed, no external seals required

### LED system lifetime rated versus economic life:



Economic life can range anywhere between 64,000 to 200,000 hours, or 7 to 20 years of maintenance-free operation.

### Fixture life and years of maintenance-free operation

Ambient temperature	Fixture life (hours)	No. of years at 24 hours usage	No. of years at 12 hours usage
25°C	201,008	23	46
30°C	153,445	17	35
40°C	94,949	11	22
55°C	64,286	7	15

\* 50,000 hours of life at 65°C ambient for PVM3L-PVM11L/UNV1 models.

### Fixture life:

- Rated life of 60,000 hours @ 55°C operating ambient and 24/7 continuous operation for 365 days
- Economic life of 200,000 hours @ 25°C ambient
- L70 >300,000 hours @ 55°C

### Certifications and compliances:

- DesignLights Consortium® Qualified (some models are not DLC qualified)\*

### NEC and CEC

- Wet Locations, NEMA 4X, IP66

### UL Standards

- UL1598 Luminaires, UL1598A Marine

### CSA Standard

- cUL Listed to CSA Standard CSA C22.2 No. 250

### IEC Standard

- CE

\* Approved models include: PVM3L/UNV1; PVM5L/UNV1; PVM7L/UNV1; PVM9L/UNV1; PVM11L/UNV1; PVM13L/UNV1; PVM17L/UNV1; PVM21L/UNV1; PVM25L/UNV1; PVM3L/UNV34; PVM5L/UNV34; PVM7L/UNV34; PVM9L/UNV34; PVM11L/UNV34;

Refer to [www.designlights.org](http://www.designlights.org) Qualified Products List under family models for full listing details. Not all models are approved for all application categories.



### LED system:

- High intensity discrete power emitters
- Standard: cool white (5000K, 70 CRI)  
Optional: warm white, (3000K, 80 CRI)  
Optional: neutral white, (4000K, 70 CRI)
- Custom Type I, III and V optics available
- Optics clocking in field to align Type I and Type III light patterns to illumination path for PVM13L-PVM25L



## Electrical ratings:

	PVM3L	PVM5L	PVM7L	PVM9L	PVM11L
Voltage range, VAC	120-277	120-277	120-277	120-277	120-277
Frequency	50/60 Hz	50/60 Hz	50/60 Hz	50/60 Hz	50/60 Hz
Input power (watts)	29	43	62	85	113
Input amps at 120-277 VAC	0.24-0.11	0.35-0.16	0.52-0.23	0.71-0.31	0.95-0.41
Voltage range, VDC	108-250	108-250	108-250	108-250	108-250
Power factor	>0.90	>0.90	>0.90	>0.90	>0.90
Total harmonic distortion (THD)	<20%	<20%	<20%	<20%	<20%
Nominal lumenst (Type V)	3,531	5,335	7,195	9,226	11,440

	PVM13L	PVM17L	PVM21L	PVM25L
Voltage range, VAC	120-277	120-277	120-277	120-277
Frequency	50/60 Hz	50/60 Hz	50/60 Hz	50/60 Hz
Input power (watts)	131	168	196	232
Input amps at 120-277 VAC	1.08-0.48	1.40-0.62	1.64-0.73	1.94-0.87
Voltage range, VDC	108-250	108-250	108-250	108-250
Power factor	>0.90	>0.90	>0.90	>0.90
Total harmonic distortion (THD)	<20%	<20%	<20%	<20%
Nominal lumenst (Type V)	13,226	18,793	22,110	26,531

† Tolerance +/- 10%.

## Drivers:


Option	PVM3L-PVM25L
/UNV1	120-277 VAC, 50/60 Hz; 108-250 VDC, 50/60 Hz
/UNV34	347-480 VAC, 50/60 Hz

## Weights:

Luminaire	lbs.	kg.
PVM3L-PVM11L	21.80	8.07
PVM13L & PVM17L	36.00	16.32
PVM21L & PVM25L	44.00	19.95

Mounting module	lbs.	kg.
Pendant	1.25	0.57
Cone pendant	4.00	1.81
Flexible pendant	1.50	0.68
Ceiling	2.75	1.25
Wall	4.50	2.04
Angled stanchion*	3.50	1.59
Straight stanchion	4.50	2.04

\* Angled stanchion for PVM3L-PVM11L models only.



## Options:

- Wire guard with captive mounting hardware
- Trunnion mount with redundant pin locking mechanism (ceiling mount required)
- Quick Clip for quick installation
- Diffused lens for glare reduction
- Redundant driver for prevention of total loss of illumination
- Teflon coating on lens for additional shatter protection
- Polycarbonate lens for areas where glass is prohibited
- Six-pole terminal block

## Accessories (ordered separately):

- Photocell, 120V, 50/60 Hz
- Photocell, 208-277V
- Occupancy sensor with photocell, 120/277 VAC
- Trunnion mount kit with redundant pin locking mechanism (ceiling mount required)
- Remote control for customizing occupancy sensor performance



ORDC/UNV1



REMOTE CONTROL 1

Occupancy sensor and remote (ordered separately)

# Ordering information

Part number example

PVM17LW2AR1G/UNV1 S890

PVM 17L W 2A R1 G /UNV1 S890

## Lamp/function

3L	3,531 lumen LED
5L	5,335 lumen LED
7L	7,195 lumen LED
9L	9,226 lumen LED
11L	11,440 lumen LED
13L	13,226 lumen LED
17L	18,793 lumen LED
21L	22,110 lumen LED
25L	26,531 lumen LED
GL*	Green (4,300 lumen LED)
AL*	Amber (5,000 lumen LED)

\* Custom optics not available with colored LEDs.

## Color temperature

BLANK	Cool (5000K) or colored
N	Neutral (4000K)
W	Warm (3000K)

## Mounting style

BLANK	No cover	2C	¾" ceiling
J*	1-½" stanchion, 25° angled	3C	1" ceiling
P	1-½" stanchion, straight	20C	20mm ceiling
2A	¾" pendant	25C	25mm ceiling
3A	1" pendant	2HA	¾" flexible pendant
20A	20mm pendant	2TW	¾" wall
25A	25mm pendant	3TW	1" wall
2B	¾" cone pendant	20TW	20mm wall
3B	1" cone pendant	25TW	25mm wall

\* For PVM3L-PVM11L only.

## Accessories (ordered separately)

D2S20	Photocell, 120V, 50/60 Hz
D2S208 277	Photocell, 208-277V
VMVL S812 K1*	Trunnion mount kit with pin

\* Order with ceiling mount only.

## Suffixes

S812*	Trunnion mount kit with pin
S831	Safety cable
S890	Quick clip
S891	Diffused lens
S892**	Redundant driver
S896	Teflon coated lens
S903	Polycarbonate lens
TB6	Six-pole terminal block

\* Order with ceiling mount only.

\*\* Available for 5L & 7L only. Redundant driver standard on 9L - 25L models. 7L = 6,616 lumens with S892 suffix.

## Voltage

/UNV1	120-277 VAC, 50/60 Hz; 108-250 VDC, 50/60 Hz
/UNV34	347-480 VAC, 50/60 Hz

## Guard

BLANK	No guard
G	P3001 wire guard

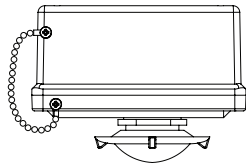
## Optics

BLANK	Type V optic standard (All mounts)
R1	Type I optic (all mounts minus ceiling for 3L-11L, available with mounts for 13L-25L models)
R1A*	Type I Optic (ceiling with conduit 45° counterclockwise or 135° clockwise from hinge)
R1B*	Type I Optic (ceiling with conduit 45° clockwise or 135° counterclockwise from hinge)
R3	Type III Optic (all mounts minus ceiling)
R3AP*	Type III Optic (select when using Appleton® top hat adapter with Champ fixture)
R3A1*	Type III Optic (ceiling with conduit 45° counterclockwise from top hat hinge)
R3A2*	Type III Optic (ceiling with conduit 135° clockwise from top hat hinge)
R3B1*	Type III Optic (ceiling with conduit 45° clockwise from top hat hinge)
R3B2*	Type III Optic (Ceiling with conduit 135° counterclockwise from top hat hinge)

\* For PVM3L-PVM11L only.



# Occupancy sensor



## Occupancy sensors

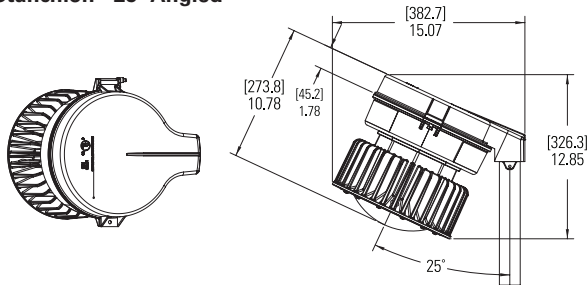
<b>ORDC/UNV1</b>	3/4" NPT entry, 100-277 VAC
<b>347/480 K1</b>	Step down transformer for 347-480 VAC applications

## Occupancy sensor accessories (ordered separately)

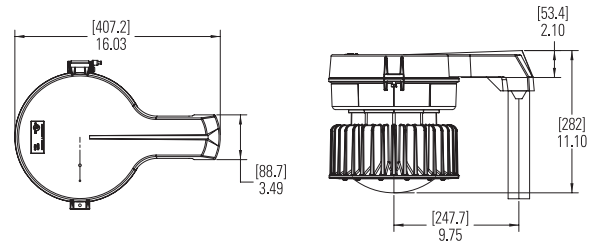
<b>CABLE KIT ORD 1</b>	TECK armored cable (5ft) with TECK glands (3/4")
<b>CABLE KIT ORD 2</b>	P Type non armored cable (5ft) with ADE1F glands (3/4")
<b>CABLE KIT ORD 3</b>	Metal-clad armored cable (5ft) with TMC glands (3/4")
<b>CABLE KIT ORD 4</b>	SO cable (5ft) with ADE1F glands (3/4")
<b>ORDC WKIT</b>	Wall mount kit
<b>ORDC PKIT</b>	Pendant mount kit
<b>ORDC SKIT</b>	Stanchion mount kit
<b>REMOTE CONTROL 1</b>	Remote control for programming sensor

## Mounting options and dimensions

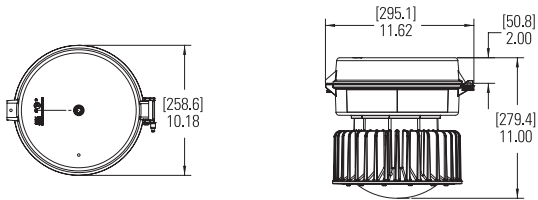
### Stanchion - 25° Angled



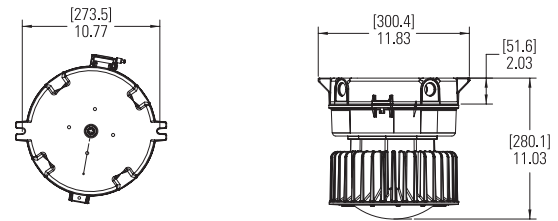
### Stanchion - Straight



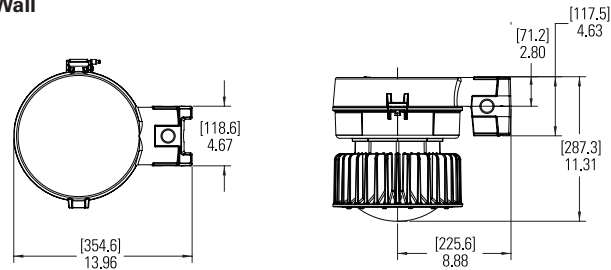
### Pendant



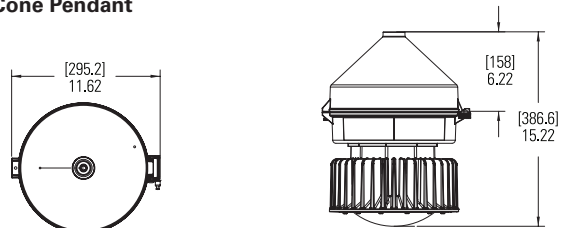
### Ceiling



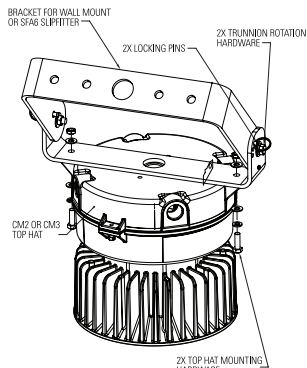
### Wall



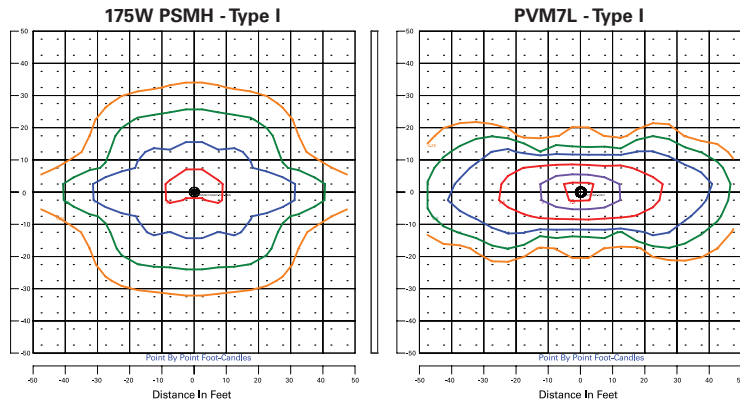
### Cone Pendant



### Trunnion



# Photometric comparison at 15 ft. mounting height

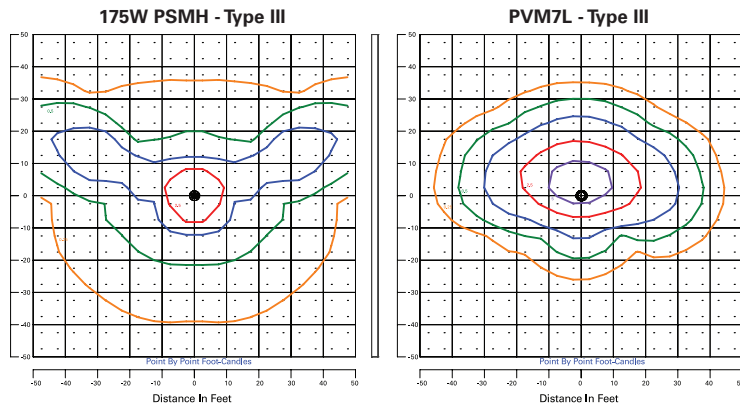


## Type I optical pattern



### Calculation summary

Label	Calc. type (in Fc)	Avg.	Max.	Min.
VMV 175W MH Grid	Illuminance	0.49	3.0	0.0
PVM LED Grid	Illuminance	0.56	7.1	0.0

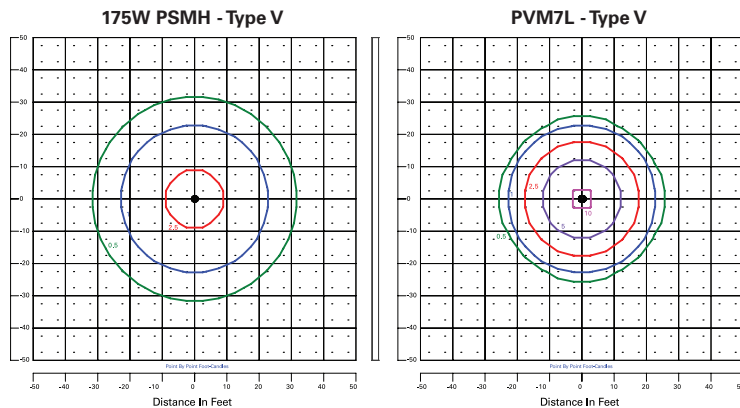


## Type III optical pattern



### Calculation summary

Label	Calc. type (in Fc)	Avg.	Max.	Min.
VMV 175W MH Grid	Illuminance	0.59	4.5	0.1
PVM LED Grid	Illuminance	0.54	6.8	0.0



## Type V optical pattern



### Calculation summary

Label	Calc. type (in Fc)	Avg.	Max.	Min.
VMV 175W MH Grid	Illuminance	0.51	2.8	0.1
PVM LED Grid	Illuminance	0.60	9.1	0.0

Higher average footcandles, uniformity and distribution coverage with less than half the lumens and energy consumption compared to 175W metal halide

Actual lumens (nominal†)	PVM3L	PVM5L	PVM7L	PVM9L	PVM11L
Type I	3,360	5,045	6,844	8,823	10,730
Type III	3,309	4,468	6,741	8,618	10,660
Type V	3,531	5,335	7,195	9,266	11,440

Actual lumens (nominal†)	PVM13L	PVM17L	PVM21L	PVM25L
Type I	12,842	18,194	21,404	25,685
Type III	12,493	17,699	20,822	24,987
Type V	13,266	18,793	22,110	26,531

† Tolerance +/- 10%.

## Notes:



**U.S. (global headquarters):  
Eaton's Crouse-Hinds business**

1201 Wolf Street  
Syracuse, NY 13208

(866) 764-5454  
FAX: (315) 477-5179  
FAX Orders Only:  
(866) 653-0640

[crousecustomerctr@eaton.com](mailto:crousecustomerctr@eaton.com)

**For more information:**

If further assistance is  
required, please contact  
an authorized Eaton  
Distributor, Sales Office,  
or Customer Service  
Department.

**Canada**

Toll Free: 800-265-0502  
FAX: (800) 263-9504  
FAX Orders only: (866) 653-0645

**Mexico/Latin America/Caribbean**

52-555-804-4000  
FAX: 52-555-804-4020  
[ventascentromex@eaton.com](mailto:ventascentromex@eaton.com)

**Europe (Germany)**

49 (0) 6271 806-500  
49 (0) 6271 806-476  
[sales.CCH.de@cooperindustries.com](mailto:sales.CCH.de@cooperindustries.com)

**Middle East (Dubai)**

971 4 8066100  
FAX: 971 4 8894813  
[chmesales@eaton.com](mailto:chmesales@eaton.com)

**Singapore**

65-6645-9888  
FAX: 65-6297-4819  
[chsi-sales@cooperindustries.com](mailto:chsi-sales@cooperindustries.com)

**China**

86-21-2899-3600  
FAX: 86-21-2899-4055  
[cchsales@cooperindustries.com](mailto:cchsales@cooperindustries.com)

**Korea**

82-2-3484-6783  
82-2-3484-6778  
[CCHK-sales@cooperindustries.com](mailto:CCHK-sales@cooperindustries.com)

**Australia**

61-2-8787-2777  
FAX: 61-2-9609-2342  
[CEASales@cooperindustries.com](mailto:CEASales@cooperindustries.com)

**India**

91-124-4683888  
FAX: 91-124-4683899  
[cchindia@cooperindustries.com](mailto:cchindia@cooperindustries.com)

**Eaton**  
1000 Eaton Boulevard  
Cleveland, OH 44122  
United States  
[Eaton.com](http://Eaton.com)

© 2018 Eaton  
All Rights Reserved  
Printed in USA  
Publication No. 5124-0318  
March 2018

Eaton is a registered trademark.

All other trademarks are property  
of their respective owners.