

LED Tape Light High Power Indoor

NSL offers a large variety of LED Tape Light ranging from 2.1 watts per foot to 5.8 watts per foot.



DIMMABLE



High Power Single Color LTP-20 Series

Features

- 50,000 hours life
- High brightness 5060 SMD LEDs
- Field cuttable
- Low power consumption
- Available in 20' (6.1m) rolls (custom cuts available)
- Safe, 24V class 2 power supplies (sold separately)
- Fully dimmable with dimmable power supplies (sold separately)
- 20' spools come with 6 ft. pre-soldered power feeds
- 3 year limited warranty

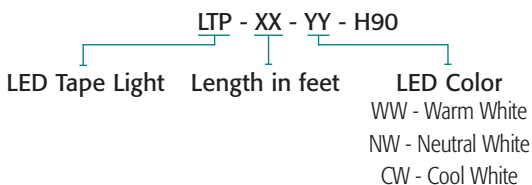
Applications

- Aisle and stairway lighting
- Cabinet and cove lighting
- Back lighting
- Showcase lighting
- Linear decorative lighting

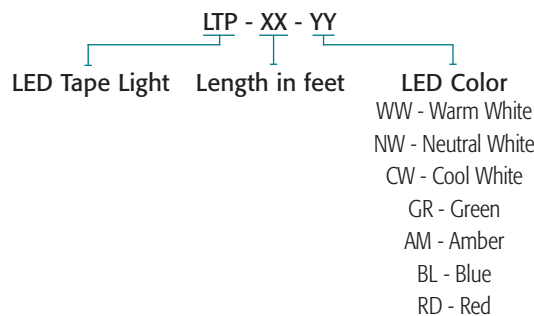
Specifications

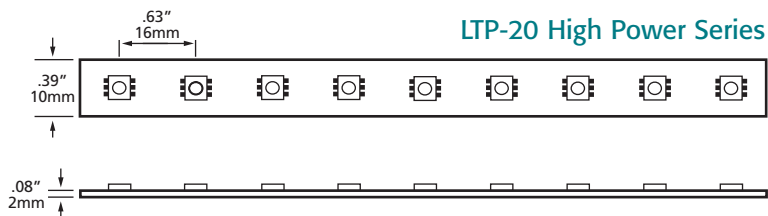
Electrical	24V DC, 4.3W/ft
LED Type	High Brightness 5060 SMD LEDs
Viewing Angle	120°
LED Life	50,000 hours to 70% initial lumen output
LED Spacing	16mm
# of LEDs per foot (304mm)	18
Maximum Single Run	20'
Custom Cuttable	4"
Lumen Output	325 Lumens per ft Cool White, 300 Lumens per ft Neutral White 285 Lumens per ft Warm White
Efficacy	75 LPW Cool White, 70 LPW Neutral White, 66 LPW Warm White
Color Temperature	Warm White 3000K, Neutral White 4000K, Cool White 6500K
CRI	> 80 , >90 (H90)
Approvals	cETLus

90 CRI Product Codes



80 CRI Product Codes





Accessories



LTP-001-6R
72" Power feed connector for single color indoor. Add "L" to code for opposite end, add "-CM" for through wall connections.

LTP-001-12R
12FT Power Feed Connector.



LTP-002
In-line connector for single color indoor.



LTP-TBC
Terminal block connector for power feed and in-line connections



LTP-STP-6IN
5.9" (15cm)
LTP-STP-2IN
2" (5cm)
LTP-STP-2
2' (61cm)
LTP-STP-12
12' (3.65m)
In-line connector for single color indoor.



LMSII-001
Terminal block and junction box for connection to additional lengths of power cable if needed.



LTP-010-S
Clear PVC mounting "U" channel



LTP-003-6DC
DC connector for LED strip series with 6" wire and DC connector



LV-SPIR-1CH-LV
PIR Motion Sensor, 1 Channel, 24V DC

Indoor/Outdoor Dimmable Drivers

TRE24L40DC

Max recommended load 36W or 8' LED Strip,
min 8W or 2' LED Strip
6.77" x 2.67" x 1.26" (171 x 68 x 32mm)

TRE24L96DC

Max recommended load 90W or 20' LED Strip,
min 8W or 2' LED Strip
6.77" x 2.67" x 1.26" (171 x 68 x 32mm)

Non Dimmable Drivers

LEDDR-24-120W

Indoor/Outdoor driver
Max. recommended load 90W or 20' (6.1m) per single tap,
120W or 27' (8.23m) combined two secondary taps.
120W hardwire
Input: 100 - 240V AC
Output: 24V DC
10" x 3 3/8" x 3 3/16" (254 x 85.7 x 80.9mm)

Non-dimmable Plug In Drivers

LMS-24-18W

LMS-24-60W

LED Tape Light Low Power Indoor

NSL offers a large variety of LED Tape Light ranging from 2.1 watts per foot to 5.8 watts per foot.



Low Power Single Color LTP-20-LP Series

Features

- 50,000 hours life
- High brightness 5060 SMD LEDs
- Field cuttable
- Low power consumption
- Available in 20' (6.1m) rolls (custom cuts available)
- Safe, 24V class 2 power supplies (sold separately)
- Fully dimmable with dimmable power supplies (sold separately)
- 20' spools come with 6 ft. pre-soldered power feeds
- 3 year limited warranty

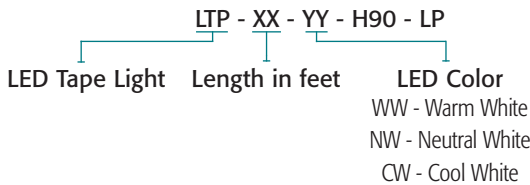
Applications

- Aisle and stairway lighting
- Cabinet and cove lighting
- Back lighting
- Showcase lighting
- Linear decorative lighting

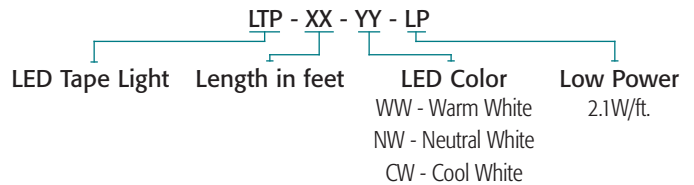
Specifications

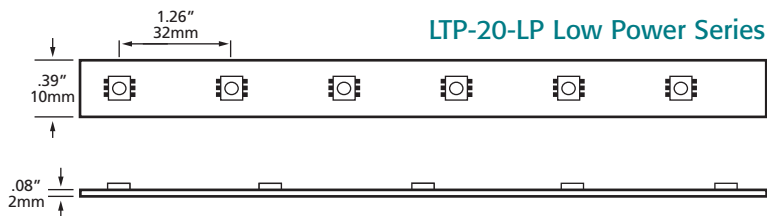
Electrical	24V DC, 2.1W/ft
LED Type	High Brightness 5060 SMD LEDs
Viewing Angle	120°
LED Life	50,000 hours to 70% initial lumen output
LED Spacing	32mm
# of LEDs per foot (304mm)	9
Maximum Single Run	40'
Custom Cuttable	6.5"
Lumen Output	165 Lumens per ft Cool White, 150 Lumens per ft Neutral White 145 Lumens per ft Warm White
Efficacy	75 LPW Cool White, 72 LPW Neutral White, 66 LPW Warm White
Color Temperature	Warm White 3000K, Neutral White 4000K, Cool White 6500K
CRI	> 80 , >90 (H90)
Approvals	cETLus

90 CRI Product Codes



80 CRI Product Codes





Accessories



LTP-001-6R
72" Power feed connector for single color indoor. Add "L" to code for opposite end, add "-CM" for through wall connections.

LTP-001-12R
12FT Power Feed Connector.



LTP-002
In-line connector for single color indoor.



LTP-TBC
Terminal block connector for power feed and in-line connections



LTP-STP-6IN
5.9" (15cm)
LTP-STP-2IN
2" (5cm)
LTP-STP-2
2' (61cm)
LTP-STP-12
12' (3.65m)
In-line connector for single color indoor.



LMSII-001
Terminal block and junction box for connection to additional lengths of power cable if needed.



LTP-010-S
Clear PVC mounting "U" channel



LTP-003-6DC
DC connector for LED strip series with 6" wire and DC connector



LV-SPIR-1CH-LV
PIR Motion Sensor, 1 Channel, 24V DC

Indoor/Outdoor Dimmable Drivers

TRE24L40DC

Max recommended load 36W or 16' LED Strip,
min 8W or 4' LED Strip
6.77" x 2.67" x 1.26" (171 x 68 x 32mm)

TRE24L96DC

Max recommended load 90W or 40' LED Strip,
min 8W or 4' LED Strip
6.77" x 2.67" x 1.26" (171 x 68 x 32mm)

Non Dimmable Drivers

LEDDR-24-120W

Indoor/Outdoor driver
Max. recommended load 90W or 40' (12.1m) per single tap,
120W or 56' (17m) combined two secondary taps.
120W hardwire
Input: 100 - 240V AC
Output: 24V DC
10" x 3 3/8" x 3 3/16" (254 x 85.7 x 80.9mm)

Non-dimmable Plug In Drivers

LMS-24-18W
LMS-24-60W

LED Tape Light High Power RGB Indoor

NSL offers a large variety of LED Tape Light ranging from 2.1 watts per foot to 5.8 watts per foot.



High Power RGB LTP-20-RGB Series

Features

- 50,000 hours life
- High brightness 5060 SMD LEDs
- Field cuttable
- Low power consumption
- Available in 20' (6.1m) rolls
- 20' spools come with 6 ft. pre-soldered power feeds
- Safe, 24V class 2 power supplies (sold separately)
- Controllers sold separately
- 3 year limited warranty

Applications

- Aisle and stairway lighting
- Cabinet and cove lighting
- Back lighting
- Showcase lighting
- Linear decorative lighting

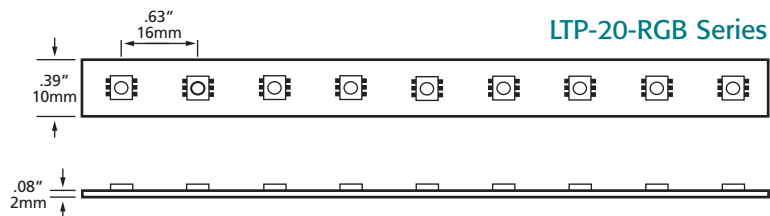
Specifications

Electrical	24V DC, 4.3W/ft
LED Type	High Brightness 5060 SMD LEDs
Viewing Angle	120°
LED Life	50,000 hours to 70% initial lumen output
LED Spacing	16mm
# of LEDs per foot (304mm)	18
Maximum Single Run	20'
Custom Cuttable	4"
CRI	> 80
Approvals	cETLus

NOTE: Controllers and signal amplifiers on page 119.

Product Codes






Accessories



LTP-001-RGB-6R
72" Power feed connector for RGB indoor. Add "L" for opposite end.



LTP-002-RGB
In-line connector for RGB indoor.



LTP-001-RGB-6IN
6" In-line connector for RGB indoor.
LTP-001-RGB-2IN
2" In-line connector for RGB indoor.



LMSII-001
Terminal block and junction box for connection to additional lengths of power cable if needed.



LV-RF103EXSS
6" RF extension cable for RGB strip series



LTP-010-S
Clear PVC mounting "U" channel



LTP-09S-RF
6 Key RGB "touch" controller 12/24V DC



LN-CON-WIFI-3CH-XV
WiFi controller for RGB, CCT, and dimming, c/w RF remote 12/24VDC

Non Dimmable Drivers

LEDDR-24-120W
Indoor/Outdoor driver

Max. recommended load 90W or 20' (6.1m) per single tap, 120W or 27' (8.23m) combined two secondary taps.

120W hardwire

Input: 100 - 240V AC

Output: 24V DC

10" x 3 3/8" x 3 3/16" (254 x 85.7 x 80.9mm)

LED Tape Light High Power RGBW Indoor

NSL offers a large variety of LED Tape Light ranging from 2.1 watts per foot to 5.8 watts per foot.



High Power RGBW LTP-20-RGBW Series

Features

- 50,000 hours life
- High brightness 5050 SMD LEDs
- Field cuttable
- Low power consumption
- Available in 20' (6.1m) rolls
- RGB color change plus WW, NW, CW color temperatures
- 20' spools come with 6 ft. pre-soldered power feeds
- Safe, 24V class 2 power supplies (sold separately)
- 3 year limited warranty

Applications

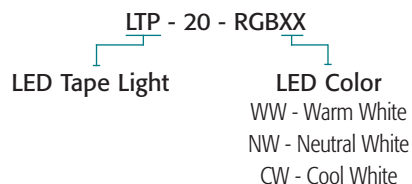
- Aisle and stairway lighting
- Cabinet and cove lighting
- Back lighting
- Showcase lighting
- Linear decorative lighting

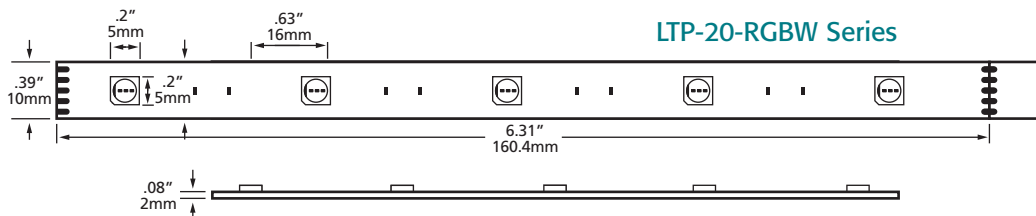
Specifications

Electrical	24V DC, 3.5W/ft
LED Type	High Brightness 5050 SMD LEDs
Viewing Angle	120°
LED Life	50,000 hours to 70% initial lumen output
LED Spacing	16mm
# of LEDs per foot (304mm)	18
Maximum Single Run	20'
Color Temperature	RGBWW = 3000K RGBNW = 4000K RGBCW = 6500K
Custom Cuttable	4"
CRI	> 80
Approvals	cETLus

NOTE: Controllers and signal amplifiers on page 119.

Product Codes





Accessories



LTP-001-RGBW-6
72" Power feed connector for RGBW indoor.



LTP-002-RGBW
In-line connector for RGBW indoor.



LTP-001-RGBW-6IN
6" In-line connector for RGBW indoor.



LMSII-001
Terminal block and junction box for connection to additional lengths of power cable if needed.



LTP-010-S
Clear PVC mounting "U" channel



LT-11S-RF
RGBW controller

Non Dimmable Drivers

LEDDR-24-120W

Indoor/Outdoor driver

Max. recommended load 90W or 25' (7.6m) per single tap, 120W or 34' (10m) combined two secondary taps.

120W hardwire

Input: 100 - 240V AC

Output: 24V DC

10" x 3 3/8" x 3 3/16" (254 x 85.7 x 80.9mm)

LED Tape Light Low Power RGB Indoor

NSL offers a large variety of LED Tape Light ranging from 2.1 watts per foot to 5.8 watts per foot.



Low Power RGB LTP-20-RGB-LP Series

Features

- 50,000 hours life
- High brightness 5060 SMD LEDs
- Field cuttable
- Low power consumption
- Available in 20' (6.1m) rolls
- 20' spools come with 6 ft. pre-soldered power feeds
- Safe, 24V class 2 power supplies (sold separately)
- 3 year limited warranty

Applications

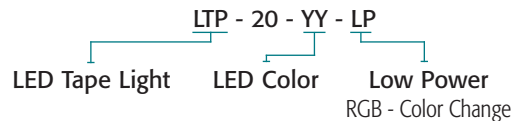
- Aisle and stairway lighting
- Cabinet and cove lighting
- Back lighting
- Showcase lighting
- Linear decorative lighting

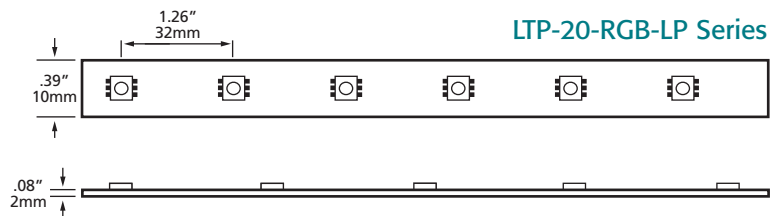
Specifications

Electrical	24V DC, 2.1W/ft
LED Type	High Brightness 5060 SMD LEDs
Viewing Angle	120°
LED Life	50,000 hours to 70% initial lumen output
LED Spacing	32mm
# of LEDs per foot (304mm)	9
Maximum Single Run	40'
Custom Cuttable	6.5"
CRI	> 80
Approvals	cETLus

NOTE: Controllers and signal amplifiers on page 119.

Product Codes





LTP-20-RGB-LP Series


Accessories



LTP-001-RGB-6R
72" Power feed connector for RGB indoor. Add "L" for opposite end.



LTP-002-RGB
In-line connector for RGB indoor.



LTP-001-RGB-6IN
6" In-line connector for RGB indoor.

LTP-001-RGB-2IN
2" In-line connector for RGB indoor.



LMSII-001
Terminal block and junction box for connection to additional lengths of power cable if needed.



LV-RF103EXSS
6" RF extension cable for RGB strip series



LTP-010-S
Clear PVC mounting "U" channel



LT-09S-RF
6 Key RGB "touch" controller 12/24V DC



LN-CON-WIFI-3CH-XV
WiFi controller for RGB, CCT, and dimming, c/w RF remote 12/24VDC

Non Dimmable Drivers

LEDDR-24-120W

Indoor/Outdoor driver

Max. recommended load 90W or 40' (12.1m) per single tap, 120W or 56' (17m) combined two secondary taps.

120W hardwire

Input: 100 - 240V AC

Output: 24V DC

10" x 3 3/8" x 3 3/16" (254 x 85.7 x 80.9mm)

LED Tape Light CCT Indoor

NSL offers a large variety of LED Tape Light ranging from 2.1 watts per foot to 5.8 watts per foot.



CCT Color Temp Adjust Series

Features

- 50,000 hours life
- High brightness 3528 SMD LEDs
- Field cuttable
- Low power consumption
- Available in 16' (4.88m) rolls
- 16' spools come with 6 ft. pre-soldered power feeds
- Safe, 24V class 2 power supplies (sold separately)
- Controller sold separately
- 3 year limited warranty

Applications

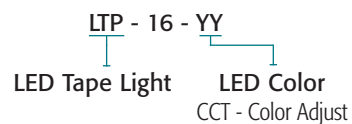
- Aisle and stairway lighting
- Cabinet and cove lighting
- Back lighting
- Showcase lighting
- Linear decorative lighting

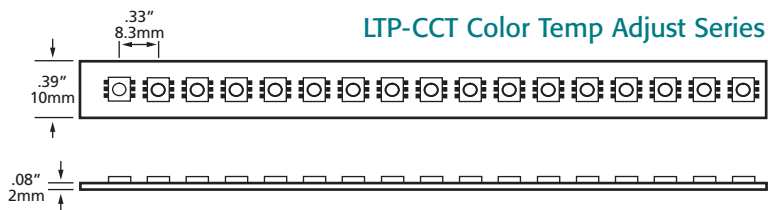
Specifications

Electrical	24V DC, 5.8W/ft
LED Type	High Brightness 3528 SMD LEDs
Viewing Angle	120°
LED Life	50,000 hours to 70% initial lumen output
LED Spacing	8.3mm
# of LEDs per foot (304mm)	36
Maximum Single Run	16'
Custom Cuttable	2"
Lumen Output	300 Lumens per ft average
Color Temperature	2500K – 7000K
CRI	> 80
Approvals	cETLus

NOTE: Controllers and signal amplifiers on page 119.

Product Codes





Accessories



LTP-001-CCT-6
6' Power feed connector for CCT series indoor.



LTP-002-CCT
In-line connector for CCT series indoor.



LTP-010-S
Clear PVC mounting "U" channel



LT-031-RF
6 Key CCT Adjustable "touch" controller 12/24V DC

Non Dimmable Drivers

LEDDR-24-120W

Indoor/Outdoor driver

16' (4.88m) per single tap, 20' (6.1m) combined two secondary taps.

120W hardwire

Input: 100 - 240V AC

Output: 24V DC

10" x 3 3/8" x 3 3/16" (254 x 85.7 x 80.9mm)

LED Tape Light High Power Outdoor

NSL offers a large variety of LED Tape Light ranging from 2.1 watts per foot to 5.8 watts per foot.



DIMMABLE



High Power Single Color LTP-OD Series

Features

- 50,000 hours life
- High brightness 5060 SMD LEDs
- Field cuttable
- Low power consumption
- Available in 20' (6.1m) rolls
- Safe, 24V class 2 power supplies (sold separately)
- Fully dimmable with dimmable power supplies (sold separately)
- 3 year limited warranty

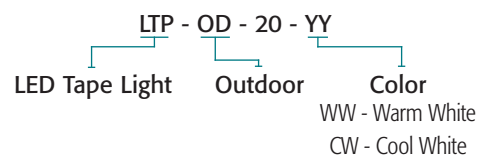
Applications

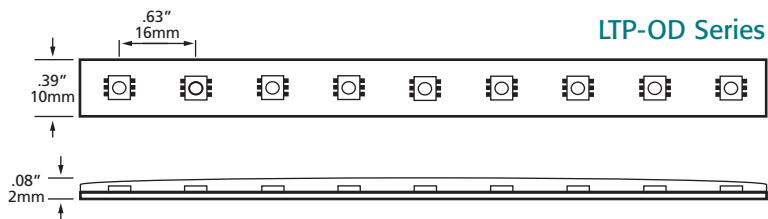
- Aisle and stairway lighting
- Cabinet and cove lighting
- Back lighting
- Showcase lighting
- Linear decorative lighting

Specifications

Electrical	24V DC, 4.3W/ft
LED Type	High Brightness 5060 SMD LEDs
Viewing Angle	120°
LED Life	50,000 hours to 70% initial lumen output
LED Spacing	16mm
# of LEDs per foot (304mm)	18
Maximum Single Run	20'
Custom Cuttable	4"
Lumen Output	325 Lumens per ft Cool White, 285 Lumens per ft Warm White
Efficacy	75 LPW Cool White, 66 LPW Warm White
Color Temperature	Warm White 3000K, Cool White 6500K
CRI	> 80
Approvals	cETLus

Product Codes





Accessories



LTP-001-OD-6FT
72" Power feed connector
for single color outdoor




LMS11-001
Terminal block connector
and junction box



LV-FS-MC-004
Mounting clips



LV-FS-EC-001
End caps



LTP-010-S
Clear PVC mounting
"U" channel



LV-SPIR-1CH-LV
PIR Motion Sensor, 1
Channel, 24V DC

Indoor/Outdoor Dimmable Drivers

TRE24L40DC

Max recommended load 36W or 8' LED Strip,
min 8W or 2' LED Strip
6.77" x 2.67" x 1.26" (171 x 68 x 32mm)

TRE24L96DC

Max recommended load 90W or 20' LED Strip,
min 8W or 2' LED Strip
6.77" x 2.67" x 1.26" (171 x 68 x 32mm)

Non Dimmable Drivers

LEDDR-24-120W

Indoor/Outdoor driver

Max. recommended load 90W or 20' (6.1m) per single tap,
120W or 27' (8.23m) combined two secondary taps.

120W hardwire

Input: 100 - 240V AC

Output: 24V DC

10" x 3 3/8" x 3 3/16" (254 x 85.7 x 80.9mm)

NOTE: For outdoor installations, please add E-KO-SR strain relief.

LED Tape Light Low Power Outdoor

NSL offers a large variety of LED Tape Light ranging from 2.1 watts per foot to 5.8 watts per foot.



Low Power Single Color LTP-OD-LP Series

Features

- 50,000 hours life
- High brightness 5060 SMD LEDs
- Field cuttable
- Low power consumption
- Available in 20' (6.1m) rolls
- Safe, 24V class 2 power supplies (sold separately)
- Fully dimmable with dimmable power supplies (sold separately)
- 3 year limited warranty

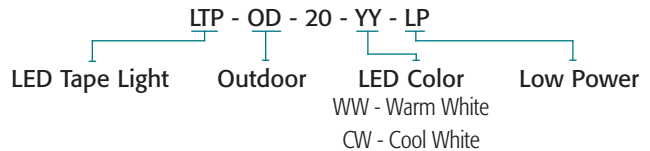
Applications

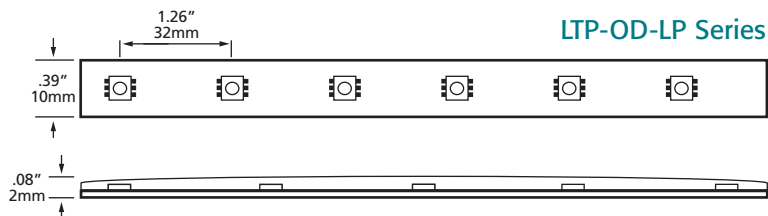
- Aisle and stairway lighting
- Cabinet and cove lighting
- Back lighting
- Showcase lighting
- Linear decorative lighting

Specifications

Electrical	24V DC, 2.1W/ft
LED Type	High Brightness 5060 SMD LEDs
Viewing Angle	120°
LED Life	50,000 hours to 70% initial lumen output
LED Spacing	32mm
# of LEDs per foot (304mm)	9
Maximum Single Run	40'
Custom Cuttable	6.5"
Lumen Output	165 Lumens per ft Cool White, 145 Lumens per ft Warm White
Efficacy	75 LPW Cool White, 66 LPW Warm White
Color Temperature	Warm White 3000K, Cool White 6500K
CRI	> 80
Approvals	cETLus

Product Codes





Accessories



LTP-001-OD-6FT
72" Power feed connector
for single color outdoor




LMS11-001
Terminal block connector
and junction box



LV-FS-MC-004
Mounting clips



LV-FS-EC-001
End caps



LTP-010-S
Clear PVC mounting
"U" channel



LV-SPIR-1CH-LV
PIR Motion Sensor, 1
Channel, 24V DC

Indoor/Outdoor Dimmable Drivers

TRE24L40DC

Max recommended load 36W or 16' LED Strip,
min 8W or 4' LED Strip
6.77" x 2.67" x 1.26" (171 x 68 x 32mm)

TRE24L96DC

Max recommended load 90W or 40' LED Strip,
min 8W or 4' LED Strip
6.77" x 2.67" x 1.26" (171 x 68 x 32mm)

Non Dimmable Drivers

LEDDR-24-120W

Indoor/Outdoor driver
Max. recommended load 90W or 40' (12.1m) per single tap,
120W or 56' (17m) combined two secondary taps.
120W hardwire
Input: 100 - 240V AC
Output: 24V DC
10" x 3 3/8" x 3 3/16" (254 x 85.7 x 80.9mm)

NOTE: For outdoor installations, please add E-KO-SR strain relief.

LED Tape Light RGB Outdoor

NSL offers a large variety of LED Tape Light ranging from 2.1 watts per foot to 5.8 watts per foot.



High Power RGB Outdoor LTP-OD-RGB Series

Features

- 50,000 hours life
- High brightness 5060 SMD LEDs
- Field cuttable
- Low power consumption
- Available in 20' (6.1m) rolls
- Safe, 24V class 2 power supplies (sold separately)
- 3 year limited warranty

Applications

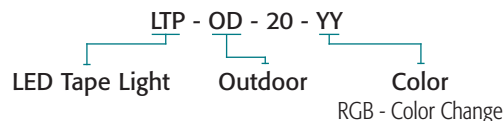
- Aisle and stairway lighting
- Cabinet and cove lighting
- Back lighting
- Showcase lighting
- Linear decorative lighting

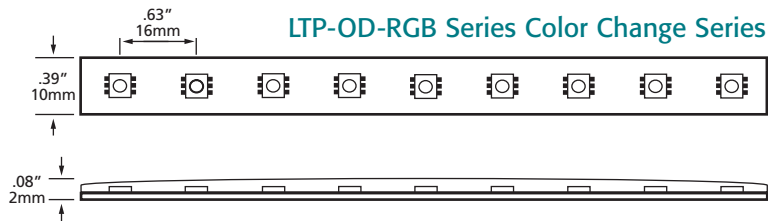
Specifications

Electrical	24V DC, 4.3W/ft
LED Type	High Brightness 5060 SMD LEDs
Viewing Angle	120°
LED Life	50,000 hours to 70% initial lumen output
LED Spacing	16mm
# of LEDs per foot (304mm)	18
Maximum Single Run	20'
Custom Cuttable	4"
CRI	> 80
Approvals	cETLus

NOTE: Controllers and signal amplifiers on page 119.

Product Codes





LTP-OD-RGB Series Color Change Series

Accessories



LTP-RGB-001-OD-6FT
72" Power feed connector
for RGB outdoor



LV-FS-MC-004
Mounting clips



LV-FS-EC-001
End caps



LTP-010-S
Clear PVC mounting
"U" channel



LT-09S-RF
6 Key RGB "touch" controller
12/24V DC



LN-CON-WIFI-3CH-XV
WiFi controller for RGB,
CCT, and dimming, c/w
RF remote 12/24VDC

Non Dimmable Drivers

LEDDR-24-120W

Indoor/Outdoor driver

Max. recommended load 90W or 20' (6.1m) per single tap,
120W or 27' (8.23m) combined two secondary taps.

120W hardwire

Input: 100 - 240V AC

Output: 24V DC

10" x 3 3/8" x 3 3/16" (254 x 85.7 x 80.9mm)

LED Tape Light Low Power RGB Outdoor

NSL offers a large variety of LED Tape Light ranging from 2.1 watts per foot to 5.8 watts per foot.



Low Power RGB LTP-OD-RGB-LP Series

Features

- 50,000 hours life
- High brightness 5060 SMD LEDs
- Field cuttable
- Low power consumption
- Available in 20' (6.1m) rolls
- Safe, 24V class 2 power supplies (sold separately)
- 3 year limited warranty

Applications

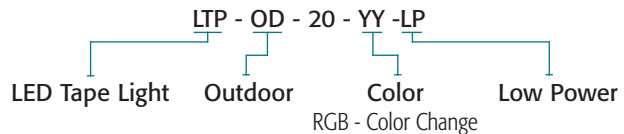
- Aisle and stairway lighting
- Cabinet and cove lighting
- Back lighting
- Showcase lighting
- Linear decorative lighting

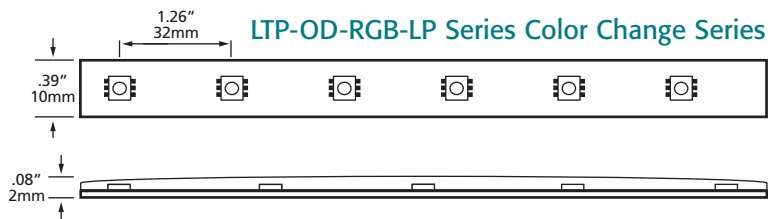
Specifications

Electrical	24V DC, 2.1 W/ft
LED Type	High Brightness 5060 SMD LEDs
Viewing Angle	120°
LED Life	50,000 hours to 70% initial lumen output
LED Spacing	32mm
# of LEDs per foot (304mm)	9
Maximum Single Run	40'
Custom Cuttable	6.5"
CRI	> 80
Approvals	cETLus

NOTE: Controllers and signal amplifiers on page 119.

Product Codes





Accessories



LTP-RGB-001-OD-6FT
72" Power feed connector for RGB outdoor



LV-FS-MC-004
Mounting clips



LV-FS-EC-001
End caps



LTP-010-S
Clear PVC mounting "U" channel



LT-09S-RF
6 Key RGB "touch" controller
12/24V DC



LN-CON-WIFI-3CH-XV
WiFi controller for RGB, CCT, and dimming, c/w RF remote 12/24VDC

Non Dimmable Drivers

LEDDR-24-120W

Indoor/Outdoor driver

Max. recommended load 90W or 40' (12.1m) per single tap, 120W or 56' (17m) combined two secondary taps.

120W hardwire

Input: 100 - 240V AC


Output: 24V DC

10" x 3 3/8" x 3 3/16" (254 x 85.7 x 80.9mm)

High Density LED Tape Light High Power Indoor



NSL offers a large variety of LED Tape Light ranging from 2.1 watts per foot to 5.8 watts per foot.



High Density Single Color LTP-HD Series

Features

- 50,000 hours life
- High brightness 3528 Epistar LEDs
- Field cuttable
- Low power consumption
- Available in 16.4' (5m) rolls (custom cuts available)
- 16.4' spools come with 6Ft pre-soldered power feeds
- Safe, 24V class 2 power supplies (sold separately)
- Fully dimmable with dimmable power supplies (sold separately)
- 3 year limited warranty

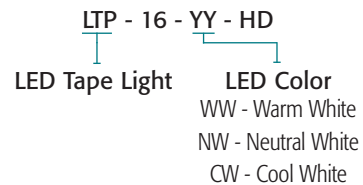
Applications

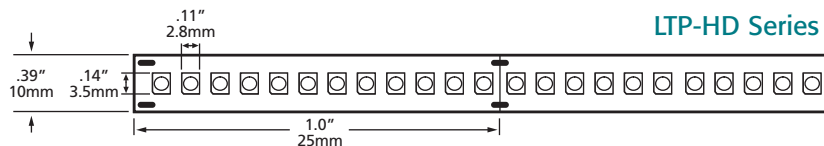
- Aisle and stairway lighting
- Cabinet and cove lighting
- Back lighting
- Showcase lighting
- Linear decorative lighting

Specifications

Electrical	24V DC, 5.8 W/ft
LED Type	High Brightness 3528 Epistar LEDs
Viewing Angle	120°
LED Life	50,000 hours to 70% initial lumen output
LED Spacing	4.2mm
# of LEDs per foot (304mm)	72
Maximum Single Run	16.4'
Custom Cuttable	1" (25mm)
Lumen Output	514 Lumens per ft Cool White, 450 Lumens per ft Warm White, 468 Lumens per ft Neutral White
Efficacy	88 LPW Cool White, 80 LPW Neutral White, 77 LPW Warm White
Color Temperature	Warm White 3000K, Neutral White 4000K, Cool White 6500K
CRI	> 80
Approvals	cETLus

Product Codes






Accessories



LTP-001-HD-HP-6
72" Power feed connector for high density indoor



LMSII-001
Terminal block and junction box for connection to additional lengths of power cable if needed.



LTP-010-S
Clear PVC mounting "U" channel



LV-SPIR-1CH-LV
PIR Motion Sensor, 1 Channel, 24V DC

Indoor/Outdoor Dimmable Drivers

TRE24L40DC

Max recommended load 36W or 6' LED Strip,
min 8W or 2' LED Strip
6.77" x 2.67" x 1.26" (171 x 68 x 32mm)

TRE24L96DC

Max recommended load 90W or 16' LED Strip,
min 8W or 2' LED Strip
6.77" x 2.67" x 1.26" (171 x 68 x 32mm)

Non Dimmable Drivers

LEDDR-24-120W

Indoor/Outdoor driver
Max. recommended load 90W or 16' (4.8m) per single tap,
120W or 20' (6.1m) combined two secondary taps.
120W hardwire
Input: 100 - 240V AC
Output: 24V DC
10" x 3 3/8" x 3 3/16" (254 x 85.7 x 80.9mm)

High Density LED Tape Light Low Power Indoor

NSL offers a large variety of LED Tape Light ranging from 2.1 watts per foot to 5.8 watts per foot.



DIMMABLE



High Density Single Color LTP-HD-LP Series

Features

- 50,000 hours life
- High brightness 3528 Epistar LEDs
- Field cuttable
- Low power consumption
- Available in 16.4' (5m) rolls (custom cuts available)
- 16.4' spools come with 6Ft pre-soldered power feeds
- Safe, 24V class 2 power supplies (sold separately)
- Fully dimmable with dimmable power supplies (sold separately)
- 3 year limited warranty

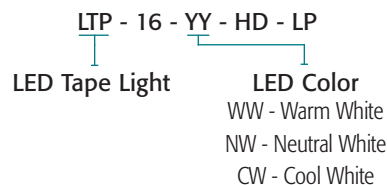
Applications

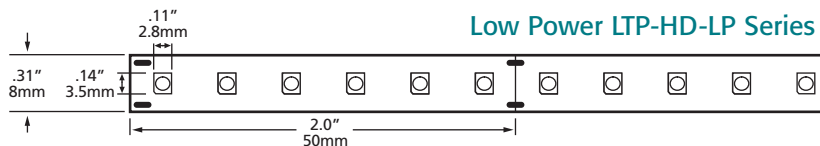
- Aisle and stairway lighting
- Cabinet and cove lighting
- Back lighting
- Showcase lighting
- Linear decorative lighting

Specifications


Electrical	24V DC, 2.9 W/ft
LED Type	High Brightness 3528 Epistar LEDs
Viewing Angle	120°
LED Life	50,000 hours to 70% initial lumen output
LED Spacing	8.3mm
# of LEDs per foot (304mm)	36
Maximum Single Run	31'
Custom Cuttable	2" (50mm)
Lumen Output	257 Lumens per ft Cool White, 225 Lumens per ft Warm White, 234 Lumens per ft Neutral White
Efficacy	88 LPW Cool White, 80 LPW Neutral White, 77 LPW Warm White
Color Temperature	Warm White 3000K, Neutral White 4000K, Cool White 6500K
CRI	> 80
Approvals	cETLus

Product Codes





Accessories



LTP-001-HD-6
72" Power feed connector for high density indoor



LTP-002-HD
In-line connector for high density indoor



LTP-STP-HD-6IN
6" In-line connector for high density indoor.



LMSII-001
Terminal block and junction box for connection to additional lengths of power cable if needed.



LTP-010-S
Clear PVC mounting "U" channel



LV-SPIR-1CH-LV
PIR Motion Sensor, 1 Channel, 24V DC

Indoor/Outdoor Dimmable Drivers

TRE24L40DC

Max recommended load 36W or 12' LED Strip,
min 8W or 3' LED Strip
6.77" x 2.67" x 1.26" (171 x 68 x 32mm)

TRE24L96DC

Max recommended load 90W or 31' LED Strip,
min 8W or 3' LED Strip
6.77" x 2.67" x 1.26" (171 x 68 x 32mm)

Non Dimmable Drivers

LEDDR-24-120W

Indoor/Outdoor driver
Max. recommended load 90W or 31' (9.4m) per single tap,
120W or 41' (12.5m) combined two secondary taps.
120W hardwire
Input: 100 - 240V AC
Output: 24V DC
10" x 3 3/8" x 3 3/16" (254 x 85.7 x 80.9mm)

LV-LB-W3-FR

Recessed aluminum extrusion and frosted PC cover

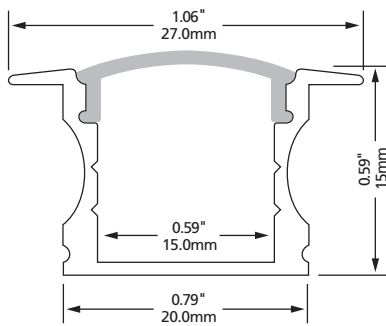


End Caps

LV-W1/W3-EC
LV-W1/W3-EC-WF

Mounting Clips

LV-W1/W3-MC



LV-ALP2908

Recessed aluminum extrusion and frosted PC cover

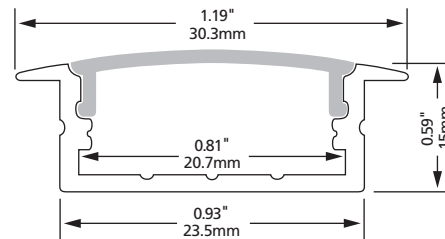


End Caps

LV-ALP2908-EC
LV-ALP2908-EC-WF

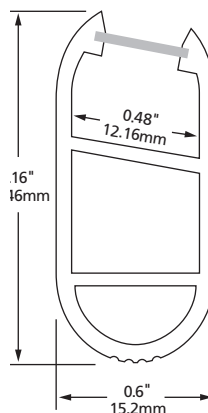
Mounting Clips

LV-ALP2908-MC



LV-1401

Closet aluminum extrusion with mounting brackets and frosted PC cover



1M (39") extrusion ships complete with two mounting end caps and one support bracket