

The following CLICKTIGHT LED tape light connectors may be utilized in indoor environments. Connectors, extensions cables, etc. are not rated for in-wall installations. All products listed below may not be used with wet location strip light.

Compatible fixtures:

- FLUID VIEW® 12V LED Tape Light
- BLAZE™ 12V LED Tape Light
- AVENUE 24™ 24V Premium LED Tape Light
- ULTRA BLAZE™ 12V & 24V LED Tape Light
- VALENT® 12V Premium LED Tape Light
- DAZZLE 24® 24V RGB LED Tape Light
- DAZZLE 24® 24V RGBW LED Tape Light
- K-RANGE 24® 24V Tunable White LED Tape Light

FLUID VIEW / BLAZE / AVENUE 24

Product #*	Item Name	Description	
DI-0850-**	Standard DC Plug Connector	Attaches tape light directly to plug-in adapter / DC plug accessory. 3 x 0.50 x 0.20 in. (L x W x H)	
DI-0855-** (3 in.) DI-0856-** (24 in.) DI-0857-** (48 in.)	Standard Splice Connection	Attaches tape light directly to a hard-wired driver / low voltage control. 3 ~ 48 x 0.50 x 0.20 in. (L x W x H)	
DI-0860-** (3 in.) DI-0896-** (6 in.) DI-0897-** (12 in.) DI-0861-** (24 in.) DI-0862-** (48 in.)	Standard Flexible Extension	Attaches two sections of tape light together. Wire lead allows for turns around tight corners. 3 ~ 48 x 0.50 x 0.20 in. (L x W x H)	
DI-0865-**	Standard Tape Link	Attaches two sections of tape light together. 0.60 x 0.50 x 0.20 in. (L x W x H)	

ULTRA BLAZE / VALENT




Product #*	Item Name	Description	
DI-0870-**	ULTRA BLAZE DC Plug Connector	Attaches tape light directly to plug-in adapter / DC plug accessory. 3 x 0.55 x 0.20 in. (L x W x H)	
DI-0875-** (3 in.) DI-0876-** (24 in.) DI-0877-** (48 in.)	ULTRA BLAZE Splice Connection	Attaches tape light directly to a hard-wired driver / low voltage control. 3 ~ 48 x 0.55 x 0.20 in. (L x W x H)	
DI-0880-** (3 in.) DI-0898-** (6 in.) DI-0899-** (12 in.) DI-0881-** (24 in.) DI-0882-** (48 in.)	ULTRA BLAZE Flexible Extension	Attaches two sections of tape light together. Wire lead allows for turns around tight corners. 3 ~ 48 x 0.55 x 0.20 in. (L x W x H)	
DI-0869-**	ULTRA BLAZE Tape Link	Attaches two sections of tape light together. 0.60 x 0.55 x 0.20 in. (L x W x H)	

* All wet location accessories have a Class 2 amp rating: 60W/5A @ 12VDC; 100W/4.17A @ 24VDC.



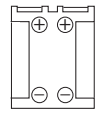
** Products available in 25x and 50x pack bulk quantities. Add -25 or -50 to each product # for bulk quantities.

SS041916-2.0



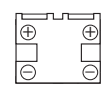
DAZZLE 24 RGB

Product #*	Item Name	Description	
DI-0885-** (3 in.) DI-0886-** (24 in.) DI-0887-** (48 in.)	RGB Splice Connector	Attaches RGB tape light directly to an RGB controller or DMX decoder. 3 ~ 48 x 0.55 x 0.20 in. (L x W x H)	
DI-0890-** (3 in.) DI-1090-** (6 in.) DI-1091-** (12 in.) DI-0891-** (24 in.) DI-0892-** (48 in.)	RGB Flexible Extension	Attaches two sections of RGB tape light together. Wire lead allows for turns around tight corners. 3 ~ 48 x 0.55 x 0.20 in. (L x W x H)	
DI-0895-**	RGB Tape Link	Attaches two sections of RGB tape light together. 0.60 x 0.55 x 0.20 in. (L x W x H)	

DAZZLE 24 RGBW

Product #*	Item Name	Description	
DI-RGBW-CKT3-SPLE-** (3 in.) DI-RGBW-CKT24-SPLE-** (24 in.)	RGBW Splice Connector	Attaches RGBW tape light directly to an RGBW controller or DMX decoder. 3 ~ 24 x 0.75 x 0.20 in. (L x W x H)	
DI-RGBW-CKT3-EXT-** (3 in.) DI-RGBW-CKT24-EXT-** (24 in.)	RGBW Flexible Extension	Attaches two sections of RGBW tape light together. Wire lead allows for turns around tight corners. 3 ~ 24 x 0.75 x 0.20 in. (L x W x H)	
DI-RGBW-CKT-LNK-**	RGBW Tape Link	Attaches two sections of RGBW tape light together. 0.60 x 0.75 x 0.20 in. (L x W x H)	

K-RANGE 24

Product #*	Item Name	Description	
DI-KRNG-CKT3-SPLE-** (3 in.) DI-KRNG-CKT24-SPLE-** (24 in.)	K-RANGE Splice Connector	Attaches K-RANGE tape light directly to a K-RANGE controller. 3 ~ 24 x 0.50 x 0.20 in. (L x W x H)	
DI-KRNG-CKT3-EXT-** (3 in.) DI-KRNG-CKT24-EXT-** (24 in.)	K-RANGE Flexible Extension	Attaches two sections of K-RANGE tape light together. Wire lead allows for turns around tight corners. 3 ~ 24 x 0.50 x 0.20 in. (L x W x H)	
DI-KRNG-CKT-LNK-**	K-RANGE Tape Link	Attaches two sections of K-RANGE tape light together. 0.60 x 0.50 x 0.20 in. (L x W x H)	

* All wet location accessories have a Class 2 amp rating: 60W/5A @ 12VDC; 100W/4.17A @ 24VDC.

** Products available in 25x and 50x pack bulk quantities. Add -25 or -50 to each product # for bulk quantities.

SS041916-2.0

ADDITIONAL RESOURCES

Visit the online product page at www.DiodeLED.com for additional resources including:

- **SOLID COLOR LED TAPE LIGHT Installation Guide**
For system diagrams and full installation instructions.
- **Voltage Drop Charts**
Use to specify appropriate wire gauge for installation. Available at the 'Tools & Resources' page at www.DiodeLED.com.

SAFETY / WARNINGS / DISCLOSURES

- Install in accordance with the National Electric Code, and local regulations.
- This product is intended to be installed and serviced by a qualified, licensed electrician.
- Only install compatible LED fixtures & controls. Only use copper wiring.
- Proper heat dissipation will prolong the working lifespan of this product. Install in a well-ventilated area free from explosive gases and vapors.
- Ensure applicable wire is installed between driver, fixture, and any controls in between. When choosing wire, factor in voltage drop, amperage rating, and type (in-wall rated, wet location rated, etc.). Inadequate wire installation could overheat wires, and cause a fire.
- Do not install if product has any visible damage.
- Do not modify or disassemble this product beyond instructions or the warranty will be void.

WARRANTY

Limited Warranty

This product has a two (2) year limited warranty from the date of shipment. This warranty does not include the additional accessories referenced in this specification sheet. Complete warranty details for fixtures and additional accessories are available at www.DiodeLED.com under the 'Tools & Resources' tab. For warranty related questions, please contact customer service.

Consumer's Acknowledgment

Diode LED stands behind its products when they are used properly and according to our specifications. By purchasing our products, the purchaser agrees and acknowledges that lighting design, configuration and installation is a complex process, wherein seemingly minor factors or changes in layout and infield adjustments can have a significant impact on an entire system. Choosing the right components is essential. Diode LED is able to work with the original purchaser to make an appropriate product selection to the extent of the limited information that the customer can provide, but it is virtually impossible for Diode LED to design a system that foresees every unknown factor. For this reason, this Warranty does not cover problems caused by improper design, configuration or installation issues. Any statement from a Diode LED employee or agent regarding a customer's bill of goods and/or purchase order is NOT an acknowledgment that the products purchased are designed and configured correctly. The purchaser agrees and acknowledges that it is the customer's responsibility to adhere strictly to all information contained in the Product Specification Sheets.

There is often more than one way to design, configure and layout an LED lighting application properly to achieve the same lighting effect. Diode LED strongly recommends that licensed professionals be used in the design and installation of lighting systems that include Diode LED products. The specifications include important information that a designer and installer should carefully review and strictly follow. Qualified designers and certified and/or licensed installers, with access to the final installation environment, customer goals, and Diode LED product specifications can make the requisite decisions appropriate for a successful finished lighting application.