

## FEATURES & SPECIFICATIONS

**INTENDED USE** — Built on the compact, low-profile Z strip channel, this LED strip offers long maintenance-free life, several color temperatures, lumen outputs and lengths. Ideal for new construction and retrofit applications in T5 and T8 lengths. Ideal for uplight and downlight in commercial, retail, manufacturing, warehouse, cove and display applications. **Certain airborne contaminants can diminish the integrity of acrylic and/or polycarbonate.** [Click here for Acrylic-Polycarbonate Compatibility table for suitable uses.](#)

**CONSTRUCTION** — Compact-design channel and cover are formed from code-gauge cold-rolled steel. Easy to install row aligner included for continuous row mounting.

Finish: Paint options include high-gloss, baked white enamel (WH), galvanized (GALV), matte black (MB) and smoke gray (SKGY). After fabrication, five-stage iron phosphate pre-treatment ensures superior paint adhesion and rust resistance.

**OPTICS** — Standard diffuse snap on/snap off lens eliminates pixels, improves uniformity and minimizes glare. L/LENS option available.

**ELECTRICAL** — L70>60,000hours. Utilizes high-output LEDs integrated on a two-layer circuit board, ensuring cool-running operation. Optional internal pluggable wiring harness for reduced labor cost in row mounting applications. (See PLR\_ordering information on page 3.) Electronic LED driver is rated for 75 input watts maximum (see Operational Data on page two for actual wattage consumption), **multi-volt input and 0-10V dimming standard.** This fixture is designed to withstand a maximum line surge of 2.5kV at 0.75kA combination wave for indoor locations, for applications requiring higher level of protection additional surge protection must be provided.

LEDs provide nominal 80 CRI at 3000 K, 3500 K, 4000 K, or 5000 K.

Lumen output up to 2,000 lumens per foot. In 86°F (30°C) ambient environments. Luminaire should be installed in applications where ambient temperatures do not exceed 86°F (30°C).

**INSTALLATION** — Tool-less channel cover for easy installation.

Fixture may be surface mounted (with or without ZSPRG hanger), pendant or stem mounted with appropriate mounting options. Three-point aligner locks in place for easy continuous row mounting.

**LISTINGS** — CSA certified to US and Canadian safety standards. For use in damp locations between -40°F (-40°C) and 86°F (30°C).

DesignLights Consortium® (DLC) qualified product. Not all versions of this product may be DLC qualified. Please check the DLC Qualified Products List at [www.designlights.org](http://www.designlights.org) to confirm which versions are qualified.

**WARRANTY** — 5-year limited warranty. Complete warranty terms located at:

[www.acuitybrands.com/resources/terms-and-conditions](http://www.acuitybrands.com/resources/terms-and-conditions)

**Note:** Actual performance may differ as a result of end-user environment and application.

All values are design or typical values, measured under laboratory conditions at 25 °C.

Specifications subject to change without notice.

Catalog Number
Notes
Type



LED Striplight

# ZL1N

24", 48" and 96" Lengths



### A+ Capable Luminaire

This item is an A+ capable luminaire, which has been designed and tested to provide consistent color appearance and out-of-the-box control compatibility with simple commissioning.

- All configurations of this luminaire meet the Acuity Brands' specification for chromatic consistency
- This luminaire is part of an A+ Certified solution for nLight® or XPoint™ Wireless control networks marked by a shaded background\*

To learn more about A+, visit [www.acuitybrands.com/aplus](http://www.acuitybrands.com/aplus).

\*See ordering tree for details

# ZL1N LED Striplight



A+ Capable options indicated by this color background.

## ORDERING INFORMATION

Lead times will vary depending on options selected. Consult with your sales representative.

**Example:** ZL1N L48 3000LM FST MVOLT 40K 80CRI WH

Series	Length	Reflectors <sup>1</sup>	Nominal lumens <sup>2</sup>	Diffuser	Voltage
ZL1N LED striplight	L24 24"	(blank) Less reflector	1500LM 1,500 lumens	FST Snap on frosted, diffuse	MVOLT 120-277V
		SMR Symmetric	2500LM 2,500 lumens	L/LENS No diffuser	120 120V
			3500LM 3,500 lumens	SBL FST Straight blade louver with snap on frosted, diffuse	208 208V
	L46 46"	(blank) Less reflector	3000LM 3,000 lumens		240 240V
TZL1N LED striplight	L48 48"	ASR Asymmetric (L48 only)	5000LM 5,000 lumens		277 277V
		SMR Symmetric	7000LM 7,000 lumens		347 347V <sup>3</sup>
					480 480V <sup>3</sup>
	L92 92"	(blank) Less reflector	6000LM 6,000 lumens		
	L96 96"	SMR Symmetric	10000LM 10,000 lumens		
			14000LM 14,000 lumens		

Color temperature	Color rendering index	Options	Paint finish
30K 3000 K	80CRI 80 CRI	PLR___ Plug-in wiring <sup>4,5</sup>	WH White
35K 3500 K	90CRI 90 CRI	PLR1LVG Plug-in wiring-low voltage <sup>4,5</sup>	GALV Galvanized
40K 4000 K		E7W Emergency battery pack, <a href="#">7W</a> CA Title 20 Noncompliant <sup>6,7</sup>	MB Matte black
50K 5000 K		2E7W Two Emergency battery packs, <a href="#">7W</a> CA Title 20 Noncompliant <sup>6,7,8</sup>	SKGY Smoke gray
		E10WLCP Emergency battery pack, <a href="#">10W</a> Linear Constant Power, Certified in CA Title 20 MAEDBS <sup>6,7</sup>	
		2E10WLCP Two Emergency battery packs, <a href="#">10W</a> Linear Constant Power, Certified in CA Title 20 MAEDBS <sup>6,7,8</sup>	
		E15WLCP Emergency battery pack, <a href="#">15W</a> Linear Constant Power, Certified in CA Title 20 MAEDBS <sup>6,7,8</sup>	
		OUTEND Cord set to exit endplate of fixture	
		LBOZU 360° low mount motion sensor, pre-wired <sup>9</sup>	
		LBHOSZU 360° low mount motion sensor with dimming, pre-wired <sup>9</sup>	
		LBPZU 360° low mount motion sensor with photocell, pre-wired <sup>9</sup>	
		LBMOSZU 360° low mount motion sensor, dimming & switching photocell, pre-wired <sup>9</sup>	
		Cord sets: <sup>10</sup>	
		CS1W Straight plug, 120V	
		CS3W Twist-lock, 120V	
		CS7W Straight plug, 277V	
		CS11W Twist-lock, 277V	
		CS25W Twist-lock, 347V	
		CS97W Twist-lock, 480V	
		CS93W 600V SE00W white cord, no plug (no voltage required)	

Accessories: Order as separate catalog number.			
HC36	Hanger chain, 36"	ZLR L24 SYM WH	24" symmetric reflector, white finish
ZACVH	Aircraft cable 10' (one pair)	ZLR L46 SYM UPL WH	46" symmetric reflector with uplight, white finish
ZLANGBKT	Luma-tilt™ angle bracket for shelf or ledge mounting only	ZLR L46 SYM WH	46" symmetric reflector, white finish
SQ_	Stem kit, 2" increments up to 48"	ZLR L48 ASY WH	48" asymmetric reflector, white finish
NPP16D	nLight® switching/dimming module	ZLR L48 SYM UPL WH	48" symmetric reflector with uplight, white finish
rPP20D	nLight® Air switching/dimming module	ZLR L48 SYM WH	48" symmetric reflector, white finish
LSXR	Sensor Switch® LSXR occupancy sensor <sup>4</sup>	ZLR L92 SYM UPL WH	92" symmetric reflector with uplight, white finish
ZSPRG	For 15/16" T-grid only	ZLR L92 SYM WH	92" symmetric reflector, white finish
WGZ24	24" wireguard, white <sup>11</sup>	ZLR L96 SYM UPL WH	96" symmetric reflector with uplight, white finish
WGZ48	48" wireguard, white <sup>11,12</sup>	ZLR L96 SYM WH	96" symmetric reflector, white finish
ZLR L24 SYM UPL WH	24" symmetric reflector with uplight, white finish	UNIVERSAL REFL ALIGNER	Universal reflector aligners, quantity 1

## Notes

- Optional. Reflectors ship separately.
- See Operational Data on page 3 for actual lumens.
- Not available with L24, 24" fixture. 347V and 480V utilize a step-down transformer.
- See ordering information on page 5. When choosing sensor options and and PLR configuration, contact factory representative.
- Not available with cordsets.
- Not available with L24, 24" fixture. See spec sheet PS1055LCP, PS1555LCP and PS750L for more information. Emergency battery backup only available from -4 °F (-20 °C) to 86 °F (30 °C)
- Must specify voltage. 120, 208, 240 or 277V.
- Only available with the 10,000LM and 14,000LM fixtures.
- Voltage must be specified. This sensor configuration is suitable for minimum ambient temperature of 14°F (-10°C). See page 5 for low temperature option providing -4°F (-20°C) minimum ambient temperature. Sensors come prewired, they must be snapped into place at time of installation.
- Cordsets exit back of fixture unless OUTEND option is specified. Must specify voltage (not required when ordering CS93W).
- Not compatible with reflector.
- Order 2 for tandem double length fixtures (TZL1N).

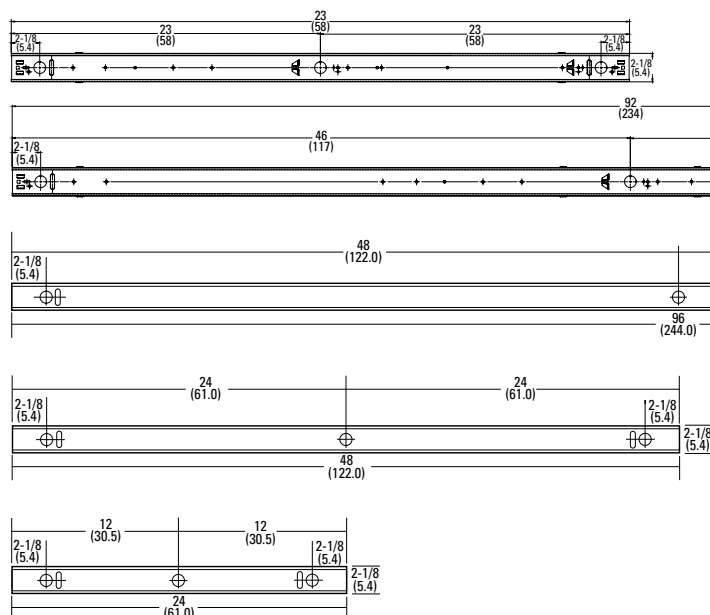
# ZL1N LED Striplight

OPERATIONAL DATA												
	Nominal lumen package	Length (inches)	Delivered Lumens 3000 K CCT @ 77°F (25°C) ambient temperature		Delivered Lumens 3500 K CCT @ 77°F (25°C) ambient temperature		Delivered Lumens 4000 K CCT @ 77°F (25°C) ambient temperature		Delivered Lumens 5000 K CCT @ 77°F (25°C) ambient temperature		Wattage @ 120V/277V	Comparable Light Source
			80 CRI	90 CRI	80 CRI	90 CRI	80 CRI	90 CRI	80 CRI	90 CRI		
Lensed	1500LM	24	1738	1409	1777	1467	1804	1494	1871	1528	15	1-lamp 17W T8
	2500LM	24	2265	1846	2315	1900	2351	1947	2438	1991	19	1-lamp 17W T8
	3500LM	24	3586	2924	3666	3026	3723	3084	3860	3152	31	1-lamp 32W T8, 1-lamp 54W T5H0, 50W HID
	3000LM	46 or 48	3172	2586	3243	2677	3293	2728	3415	2788	25	1-lamp 32W T8, 1-lamp 54W T5H0, 50W HID
	5000LM	46 or 48	4417	3601	4515	3727	4585	3798	4754	3882	34	2-lamp 32W T8, 1-lamp 54W T5H0, 70W HID
	7000LM	46 or 48	6535	5328	6681	5515	6785	5619	7035	5744	52	3-lamp 32W T8, 2-lamp 54W T5H0, 100W HID
	6000LM	92 or 96	6561	5349	6708	5537	6812	5642	7063	5767	48	3-lamp 32W T8, 2-lamp 54W T5H0, 100W HID
	10000LM	92 or 96	8687	7082	8881	7331	9019	7470	9351	7636	68	4-lamp 32W T8, 2-lamp 54W T5H0, 100W HID
	14000LM	92 or 96	12457	10513	12735	10665	12933	10711	13409	10949	104	4-lamp 32W T8, 3-lamp 54W T5H0, 150W HID
Unlensed	1500LM	24	1881	1534	1923	1588	1953	1618	2025	1654	15	1-lamp 17W T8
	2500LM	24	2452	1999	2506	2069	2545	2108	2639	2155	19	1-lamp 17W T8
	3500LM	24	3882	3165	3969	3276	4031	3338	4179	3412	31	1-lamp 32W T8, 1-lamp 54W T5H0, 50W HID
	3000LM	46 or 48	3434	2800	3511	2898	3565	2953	3697	3019	25	1-lamp 32W T8, 1-lamp 54W T5H0, 50W HID
	5000LM	46 or 48	4781	3898	4888	4035	4964	4111	5147	4203	34	2-lamp 32W T8, 1-lamp 54W T5H0, 70W HID
	7000LM	46 or 48	7075	5768	7233	5971	7345	6083	7616	6219	52	3-lamp 32W T8, 2-lamp 54W T5H0, 100W HID
	6000LM	92 or 96	7103	5791	7261	5995	7374	6108	7646	6243	48	3-lamp 32W T8, 2-lamp 54W T5H0, 100W HID
	10000LM	92 or 96	9404	7667	9614	7937	9764	8087	10123	8266	68	4-lamp 32W T8, 2-lamp 54W T5H0, 100W HID
	14000LM	92 or 96	13485	10994	13786	11381	14001	11596	14516	11853	104	4-lamp 32W T8, 3-lamp 54W T5H0, 150W HID

## DIMENSIONS

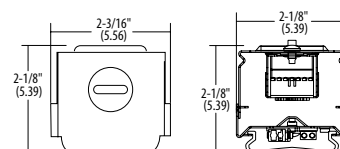
All dimensions are shown in inches (centimeters) unless otherwise noted.

Specifications subject to change without notice.



PALLET DIMENSIONS			
Length	Approximate weight	Fixtures per pallet	Approximate pallet dimensions (L x W x H)
L24	7 lbs.	408	46" X 51" X 32 11/16"
L46	11 lbs.	176	46" X 51" X 32 1/16"
L48	12 lbs.	176	46" X 51" X 31 3/8"
L92	22 lbs.	176	46" X 98 1/2" X 31 1/16"
L96	24 lbs.	176	46" X 98 1/2" X 31 1/16"

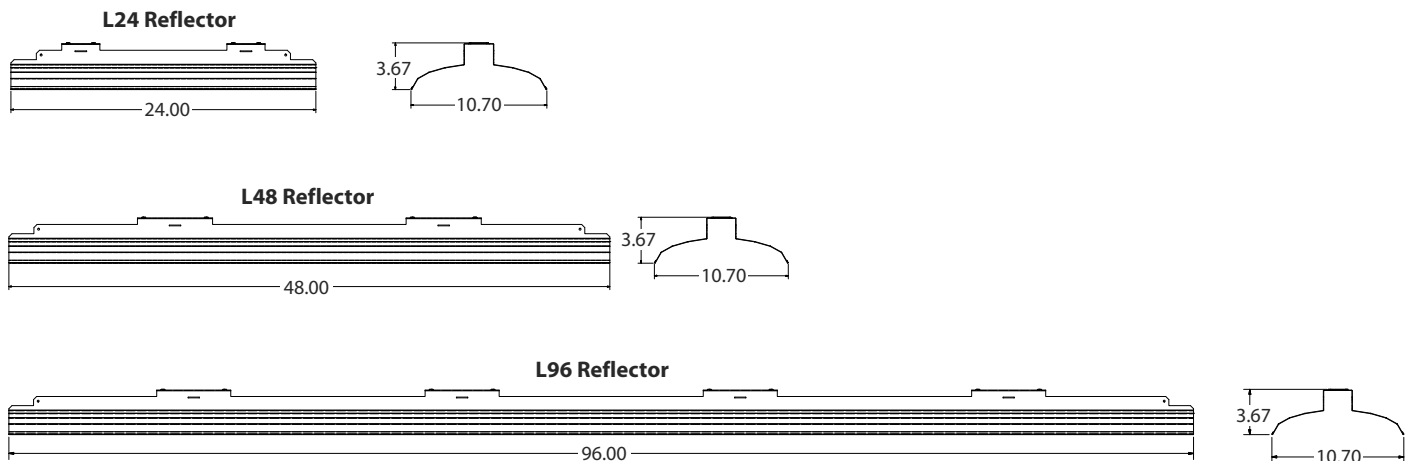
Knockout hole is .86in in diameter.



## PHOTOMETRICS

Please see [www.lithonia.com](http://www.lithonia.com)

## REFLECTORS (Optional)



## PHOTOMETRICS

Please see [www.lithonia.com](http://www.lithonia.com)

## PRODUCT INFORMATION

Advanced plug-in system with two-circuit capability. Available on industrial and strip products and a variety of architectural products mounted in continuous rows. 1, 2, 3 and 4-lamp fixtures. PLR22 (2-circuit) and crossover harness switches hot circuit serving next fixture in row. Reduces fixture types on job for alternating circuit applications (see example below.)

Easy one-step installation, saves up to 35% on labor costs. Expanded switching flexibility helps save energy.

Rows can be 50% longer with two-circuit systems. Polarized, lock-together nylon connectors prevent miswiring in the field. #12 THHN conductor, rated 600V, 90°C. White neutral wire included. Grounding accomplished by fixture in-row connectors.

CSA certified systems available with up to 2 circuits. G ground required.

Note: Specifications subject to change without notice.



Wiring

# PLR

Advanced 1 or 2-Circuit Plug-In

### ORDERING INFORMATION

Lead times will vary depending on options selected. Consult with your sales representative.

Series	Number of hot wires	Branch circuits	Dimming	Ground
PLR	(blank) Not required for 22	<u>Circuits to which ballast is connected</u>	LV Low-voltage dimming	G Ground
PLR22	1 Black	(blank) Not required for 22		
	2 Black and red	A Black wire		
		B Red wire		

### Typical Applications

- Multiple-circuit and single-circuit for longer continuous rows
- Multiple-circuit with alternating fixtures on separate circuits, 2-circuit (PLR 22)
- Multiple circuit with night-lights located along row as desired

## LSXR — Fixture Mount Occupancy Sensor (see [www.AcuityControls.com](http://www.AcuityControls.com) for additional information)

- Three interchangeable lens options to satisfy multiple mounting heights and coverage pattern requirements.
- Integrated mounting bracket drops lens down 3" from chase nipple.
- Single or dual relay versions — designed with robust protection from the harsh switching requirements of T5 and LED loads.
- Photocell and 0-10VDC dimming options.
- No PIR field calibration or sensitivity adjustments required.
- Sensor ambient temperature rating of 14°F (-10°C) to 131°F (55°C).

LSXR configuration	Comparable CMRB sensor	Old style sensor nomenclature
For shortest lead times use one of the following LSXR configurations		
LCOZU	CMRB 50	MSI
LCH0SZU	CMRB 50 D	MSID
LCPZU	CMRB 50 P	MSIPED
LAOZU	CMRB 6	MSI360
LAH0SZU	CMRB 6 D	MSI360D
LAPZU	CMRB 6 P	MSI360PED

**SELECTIONS BELOW WILL EXTEND ORDER LEAD TIME. CONSULT YOUR SALES REPRESENTATIVE FOR DETAILS.**

### SINGLE RELAY

#### ORDERING INFORMATION

**Example:** LAH0SZU

Series	Lens option	Dimming/Photocell	Max. dim level	Min. dim level	Temp/Humidity	Default occupancy time delay
L LSXR passive infrared indoor occupancy sensor	A High mount, 360°	O None <sup>1</sup>	0 10 VDC	S Minimum dim level of ballast	Z None	I 30 sec
	B Low mount, 360°	H High/low occupancy operation	9 9 VDC	1 1 VDC	T Low temperature <sup>2</sup>	D 2.5 min
		P Switching photocell (on/off) <sup>1</sup>	8 8 VDC	2 2 VDC		X 5.0 min
	C High mount aisleway	M Dimming and switching photocell	7 7 VDC	3 3 VDC		R 7.5 min
				4 4 VDC		U 10.0 min (with minimum 15 minute on time)
		G Dimming and switching photocell with high/low occupancy operation		5 5 VDC		V 15.0 min
				6 6 VDC		W 20.0 min
						Y 30.0 min

#### Notes

- 1 Max and min dim levels not applicable with this option.
- 2 Ambient temperature rating of -4°F (-20°C) to 131°F (55°C).

### DUAL RELAY (Available with 120, 277, and 347V only)

#### ORDERING INFORMATION

**Example:** LA2KZU

Series	Lens option	Poles	Operating mode	Temp/Humidity	Default occupancy time delay
L LSXR passive infrared indoor occupancy sensor	A High mount, 360°	2 Dual relay	J None	Z None	I 30 sec
	B Low mount, 360°		K Alternating off relays (promotes even lamp wear)	T Low temperature¹	D 2.5 min
	C High mount aisleway		O Alternating off relays w/photocell		X 5.0 min
			P Switching photocell(on/off)		R 7.5 min
			E Photocell on/off (pole 1 only)		U 10.0 min (with minimum 15 minute on time)
			F Photocell on/off - both poles (dual set-point)		V 15.0 min
				W 20.0 min	
			Y 30.0 min		

**Example:** LENS 50 J100

#### Notes

- 1 Ambient temperature rating of -4°F (-20°C) to 131°F (55°C).

Replacement lenses: Order as separate catalog number.		
Series	Lens type	Package quantity
LENS	6 High mount 360°	[blank] Single Lens
	10 Low mount 360°	J10 10-pack
	50 High mount aisleway	J100 100-pack

## PRODUCT INFORMATION

A standard occupancy time delay is also present to ensure lights turn off (once minimum on timer has also elapsed) if no occupancy is detected.

This timer is factory set at 10 minutes to promote energy savings, but is adjustable between 30 seconds and 30 minutes. These adjustments may be done through the unit's push-button.

### FEATURES

- Four interchangeable lenses - high mount 360°, low mount 360°, high mount aisleway, and small motion 360°.
- Integrated mounting bracket drops lens down 3" from chase nipple - no bracket accessory required.
- 100% digital PIR detection - provides excellent RF immunity

Note: Specifications subject to change without notice.

## Passive Infrared Indoor Occupancy Sensor

# LSXR

Single Relay

AcuityControls

Sensor Switch



### ORDERING INFORMATION

Lead times will vary depending on options selected. Consult with your sales representative.

**Example: LSXR 10 ADC HVOLT 30M**

LSXR											
Series		Lens option				Dimming/photocell					
LSXR	Passive Infrared Indoor Occupancy Sensor	(blank)	No lens	610	High and low mount 360°	(blank)	None				
		6	High mount, 360°	650	High mount 360° and aisleway	HL	High/low occupancy operation				
		10	Low mount, 360°	3PK	High and low mount 360° and aisleway	P	Switching photocell (on/off)				
		50	High mount aisleway	4PK	All lenses	ADC	Dimming and switching photocell				
		9	Small motion, 360°			ANL	Dimming and switching photocell with high/low occupancy operation				
Voltage		Max dim level		Min dim level		Lead length		Temp humidity		Default time delay	
(blank)	120-277 VAC (MVOLT)	(blank)	10 VDC	(blank)	Minimum dimming level of ballast	(blank)	14"	(blank)	None	(blank)	10 minutes (with minimum 15 minutes on time)
HVOLT	347-480 VAC	9H	9 VDC	1V	1 VDC	42L	42"	LT	Low temperature	5M	5 minutes (LED only)
		8H	8 VDC	2V	2 VDC					15M	15 minutes
		7H	7 VDC	3V	3 VDC					20M	20 minutes
				4V	4 VDC					30M	30 minutes
				5V	5 VDC						
				6V	6 VDC						
Temp humidity		Default time delay									
(blank)		None		(blank)							
LT		Low temperature		15 minutes on time							
				5M							
				5 minutes (LED only)							
				15M							
				15 minutes							
				20M							
				20 minutes							
				30M							
				30 minutes							

For additional information see [www.lithonia.com](http://www.lithonia.com)

## OPTIONS AND ACCESSORIES


The Z Series fixture offers numerous options for almost every electrical and optical component, including a long list of field-installable accessories.



### HANGER CHAIN

36" chain with Y hanger.

Order as:  
HC36



### Z SPRING HANGER

Snap 'n' lock design requires no fasteners and can be used on T-grid ceiling or universal mounting systems.

Order as:  
ZSPRG



### ZACVH HANGER

10' Aircraft cable with Y hanger.


Order as:  
ZACVH



### ANGLE MOUNTING BRACKET

Luma-tilt™ angle bracket ships as a pair

Order as:  
ZLANGBKT



### WIRE GUARD

Order as:  
WGZ24  
WGZ48