

LED T8 - LINEAR REPLACEMENT LAMP
GLASS SERIES



PRODUCT DESCRIPTION:

MaxLite LED T8 Linear Replacement Lamps are the ideal energy saving choices when upgrading traditional linear T8 or T12 fluorescent lamps in fixtures containing standard G13 (medium bi-pin) sockets. The LED T8 lamps are designed to provide appropriate light levels while utilizing a dedicated internal driver and require non-shunted G13 medium bi-pin lamp holders.

FEATURES:

- Universal voltage: 120V-277V applications
- Color Rendering Index (CRI): ≥82
- 50,000 hour life
- THD <20%
- High power factor: ≥.90
- Easy retrofit into most common linear fluorescent fixtures
- Simple ballast bypass
- Instant on
- Mercury free and virtually no UV or IR light
- Non dimmable
- NSF certified
- Suitable for enclosed fixture
- Five year limited warranty
- L9T8SExx-G, L15T8SExx-G & L18T8SExx-G are listed on the DLC QPL ("xx" = 30, 35, 40 or 50 designating color temperature)

WARRANTY:

5-year standard warranty
(further details available at www.maxlite.com/warranties)
Product may be eligible for a warranty extension to 10 years, for an additional fee. Contact MaxLite for details.

MODEL SELECTION (Full list of order codes on pg. 3)			Typical order example: L9T8SE240-G		
L	9	T8	SE	2	
FAMILY	WATTAGE	LAMP TYPE	OPERATION	LENGTH	CCT
L= LED Linear	9= 9W	T8= T8 tube	SE= Single-End Power	2= 2 FT	30-G= 3000K, Glass ¹ 35-G= 3500K, Glass ¹ 40-G= 4000K, Glass 50-G= 5000K, Glass

MODEL SELECTION (Full list of order codes on pg. 3)			Typical order example: L12T8SE340-G, L19T8SE540-G or L30T8SE640-G		
L		T8	SE		40-G
FAMILY	WATTAGE	LAMP TYPE	OPERATION	LENGTH	CCT
L= LED Linear	12= 12W ²	T8= T8 tube	SE= Single-End Power	3= 3 FT ²	40-G= 4000K, Glass
	19= 19W ³			5= 5 FT ³	
	30= 30W ⁴			6= 6 FT ⁴	

MODEL SELECTION (Full list of order codes on pg. 3)		Typical order example: L18T8SE440-G			
L		T8	SE	4	
FAMILY	WATTAGE	LAMP TYPE	OPERATION	LENGTH	CCT
L= LED Linear	15= 15W ⁵ 18= 18W ⁶	T8= T8 tube	SE= Single-End Power	4= 4 FT	35-G= 3500K, Glass ⁵⁶ 40-G= 4000K, Glass ⁶ 50-G= 5000K, Glass ⁵⁶
	15= 15W ⁷				65-G= 6500K, Glass ⁷

NOTES:

- L9T8SE230-G & L9T8SE235-G is special order only
- L12T8SE340-G is special order only, no DLC for 3ft model
- L19T8SE540-G is special order only, no DLC for 5ft model
- L30T8SE640-G is special order only, no DLC for 6ft model
- L15T8SE435-G and L15T8DF450-G are special order only
- L18T8SE4xx-G are special order only
- L15T8SE465-G, no DLC for 6500K model

SPECIFICATIONS:

ITEM	SPECIFICATION	DETAILS					
		2 - FOOT	3 - FOOT	4 - FOOT	5 - FOOT	6 - FOOT	
GENERAL PERFORMANCE	Power Consumption	9W	12W	15W	18W	19W	30W
	Lumens Delivered	1,150	1,450	1,800	2,200	2,500	3,600
	Efficacy	127 lm/w	120 lm/w	120 lm/w	122 lm/w	131 lm/W	120 lm/W
	CRI	≥82					
	Beam Angle	330°					
	Color Temperature (CCT)	3000K, 3500K, 4000K, 5000K	4000K	3500K, 4000K, 5000K, 6500K (15W only)		4000K	4000K
	Lumen Maintenance (L70)	50,000 hours					
ELECTRICAL	Power Factor	≥ 0.90					
	Input Voltage	120V-277V, 50/60 Hz					
PHYSICAL	Operating Temperature	-4°F to 113°F		-4°F to 113°F	-4°F to 113°F		
	Lens	Opal (Frosted)					
CERTIFICATION	Certification	DLC 4.2, UL Classified, NSF, LM80	UL Classified, NSF, LM80	DLC 4.2, UL Classified, NSF, LM79, LM80		UL Classified, NSF, LM80	
	Material Usage	RoHS compliant; no mercury					
	Environment	Dry & Damp					
	Warranty	5-year standard warranty					






Lighting layouts and spacing criteria available upon request

ORDERING:

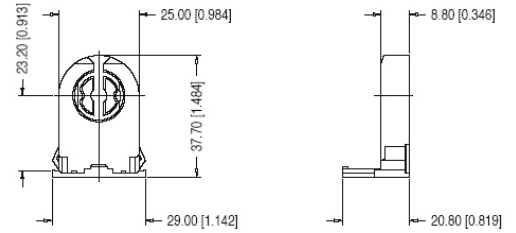
ORDER CODE	ITEM NO	INPUT WATTAGE	EQUIVALENT WATTAGE	BEAM ANGLE	DELIVERED LUMENS	EFFICACY (lm/W)	CRI	BASE TYPE	DLC	CCT	M.O.L
2FT MODELS											
1408662	L9T8SE230-G ¹	9	17W Fluorescent	330°	1150	127	82	G13	Y	3000K	23.75"
101597	L9T8SE235-G ¹									3500K	
101598	L9T8SE240-G									4000K	
101599	L9T8SE250-G									5000K	
3FT MODEL											
101600	L12T8SE340-G ²	12	25W Fluorescent	330°	1450	120	82	G13	N	4000K	35.75"
4FT MODELS											
76425	L15T8SE435-G ⁵	15	32W Fluorescent	330°	1800	120	85	G13	Y	3500K	47.75"
76420	L15T8SE440-G	15		330°	1800	120	85	G13	Y	4000K	47.75"
76421	L15T8SE450-G ⁵	15		330°	1800	120	85	G13	Y	5000K	47.75"
99913	L15T8SE465-G ⁷	15		330°	1850	123	85	G13	N	6500K	47.75"
76422	L18T8SE435-G ⁶	18		330°	2200	122	85	G13	Y	3500K	47.75"
76423	L18T8SE440-G ⁶	18		330°	2200	122	85	G13	Y	4000K	47.75"
76424	L18T8SE450-G ⁶	18		330°	2200	122	85	G13	Y	5000K	47.75"
5FT MODEL											
101601	L19T8SE540-G ³	19	40W Fluorescent	330°	2500	131	82	G13	N	4000K	59.60"
6FT MODELS											
101602	L30T8SE640-G ⁴	30	70W Fluorescent	330°	3600	120	82	G13	N	4000K	70"

NOTES:

- L9T8SE230-G & L9T8SE235-G is special order only
- L12T8SE340-G is special order only, no DLC for 3ft model
- L19T8SE540-G is special order only, no DLC for 5ft model
- L30T8SE640-G is special order only, no DLC for 6ft model
- L15T8SE435-G and L15T8DF450-G are special order only
- L18T8SE4xx-G are special order only
- L15T8SE465-G, no DLC for 6500K model

ACCESSORIES			
ORDER CODE	MODEL NUMBER	DESCRIPTION	ACCESSORIES IMAGE
73978	G13LPNS	G13 Low Profile Non-Shunted Lamp Holder	
1409026	G13KIT1	1-Lamp Wiring Harness for LED T8 Single-End Powered, Ballast Bypass Lamps	
1409027	G13KIT2	2-Lamp Wiring Harness for LED T8 Single-End Powered, Ballast Bypass Lamps	
1409028	G13KIT3	3-Lamp Wiring Harness for LED T8 Single-End Powered, Ballast Bypass Lamps	
1409029	G13KIT4	4-Lamp Wiring Harness for LED T8 Single-End Powered, Ballast Bypass Lamps	

G13LPNS SOCKET LINE DRAWING:



G13KITX SOCKET LINE DRAWING:

