



AMBIANCE® COMPONENTS

WIRING ACCESSORIES and SWITCHES




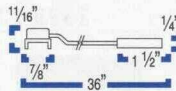
MINIATURE WIRING COMPARTMENT/SPLICER:
9459-12 Black
9459-15 White

Polycarbonate splicer with cover for connection between transformer extension wire and low voltage cable, or use as a splicer between two sections of low voltage cable (maximum wattage allowed for 10/2 AWG: 300w at 12V; 500w at 24V max.). UL and C-UL listed.




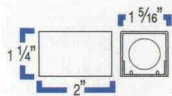
EXTENSION CORD / PLUG:
9478-12 Black
9478-15 White

Install accent lights remote from the 12V or 24V supply cable or transformer. Simply attach polycarbonate receptacle to surface with screw and snap on any accent light. Complete with 36" 18/2 cord and fused plug to snap onto low voltage cable and track for Class I transformer or connect cord directly to Class II transformer. Enclose cord with track and cover if desired. UL and C-UL listed 12V and 24V. Wet location 12V only. Includes wire clip for connection to landscape cable. Maximum wattage 50w at 12V or 24V.




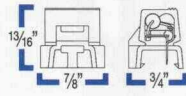
WIRING COMPARTMENT:
9481-12 Black
9481-15 White

Steel wiring compartment with hole for 1/2" conduit connector, snap on cover and opening for track and cable. Includes terminal block for connection between transformer extension wire and low voltage cable (maximum wattage allowed for 10/2 AWG: 300w at 12V; 500w at 24V max.). UL and C-UL listed.



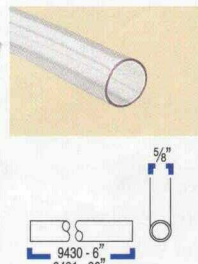
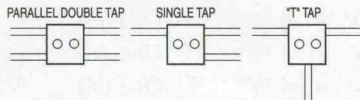
FUSED PLUG:
9488-12 Black
9488-15 White

Polycarbonate fused plug with corrosion resistant contacts. Snaps onto Ambiance® cable and 9435 track or 9443 track/fascia for electrical connection to fixture. Insert 18/2 SPT-1 or equal size cord into plug and press in contacts. Enclose cord in track and cover if desired to create a concealed raceway. For use when installing fixtures with 18/2 AWG cord on Class I system. Maximum wattage after fuse, 60w at 12V or 100w at 24V. UL and C-UL listed.



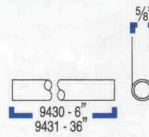
CONNECTOR:
9380-12 Black
9380-15 White

Polycarbonate tap and connector. Use to tap off of low voltage cable and create a parallel run for shelving, etc. Corrosion resistant contacts pierce the specially designed Ambiance® cable for electrical connection. UL and C-UL listed 12V and 24V. Wet location 12V only. Maximum wattage after connector on 105°C Ambiance® tap cable: 200w at 12V; 375w at 24V.




SLEEVING:
9430-94 Clear 6"
9431-94 Clear 36"

High temperature, flame retardant, flexible sleeving to cover cable when running through holes in cabinets, walls, etc. Cut to desired length and/or slit for easy installation. May also be used as a T3/4 lamp extractor. UL and C-UL listed.


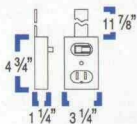


Use As A T3/4 Wedge Base Lamp Extractor Tool



LINE VOLTAGE SWITCH:
9475-15 White

Surface mount switch/outlet (120V 15 amp). Remove existing outlet and install surface mounted box extension, conduit, switch/outlet and cover (all included) for easy wiring. UL listed.



LOW VOLTAGE MINIATURE SWITCH:
9476-12 Black
9476-15 White

Momentary push, on/off slide switch. Perfect for use inside of cabinets, etc. Door open (lights on), door closed (lights off) or use as an on/off switch. Polycarbonate switch (with screws provided) attaches to any surface. Complete with 13" 18/2 cord and fused plug to snap onto Ambiance® cable and track for electrical connection. Enclose cord in track and cover if desired. UL and C-UL listed 12V and 24V. Wet location 12V only. Includes wire clip for outdoor use. Maximum wattage on switched line 50w at 12V; 90w at 24V.

