

OVERVIEW

The Blue Box LT series is a cost-effective, simple alternative to traditional time clocks, twist timers, and contractor packages. The Blue Box LT comes in three enclosure sizes, each with a compact footprint that saves valuable space in retail settings, open offices, and other small-to-medium sized projects.

The Blue Box LT arrives pre-assembled and ready for installation. The Master Panel may be networked with up to 16 digital devices including remote relay panels, switches and photocells. The additional input for an outdoor photosensor may be programmed to control any relay(s) on the bus, allowing the Blue Box LT to replace expensive line-voltage cabling for override switches and photocells.

The Blue Box LT series is compatible with LC&D's GR 2400 system and accessories.

FEATURES

- 100% digital
- UL listed 30A Ballast/HID, 20A Tungsten, 18,000A Short Circuit Current Rating (SCCR) @ 277V Normally Closed latching relays (NCL)
- Simple networking via Cat. 5 cable with RJ45 connectors
- Hinged locking door

Warranty

3-year limited warranty. Complete warranty terms located at:

www.acuitybrands.com/CustomerResources/Terms_and_conditions.asp

Note: Actual performance may differ as a result of end-user environment and application. Specifications subject to change without notice.



ORDERING INFORMATION

ENCLOSURE and INTERIOR must be ordered on separate lines, see Examples.

ENCLOSURE		Example: GR1404 LT ENC SM NE1	
Relay Panel Enclosure		Mounting, NEMA Rating	
GR1404 LT ENC	4 relay enclosure	SM NE1	Surface Mount, NEMA 1
GR1408 LT ENC	8 relay enclosure	FM NE1	Flush Mount, NEMA 1
GR1416 LT ENC	16 relay enclosure	SM NE4	Surface Mount, NEMA 4
		SM NE12	Surface Mount NEMA 12

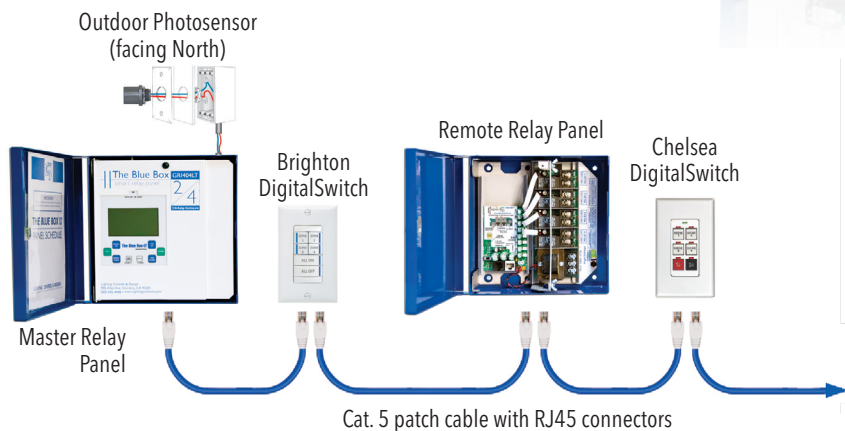
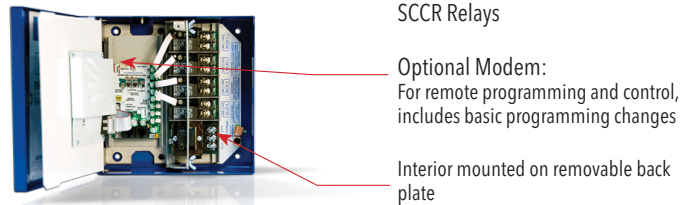
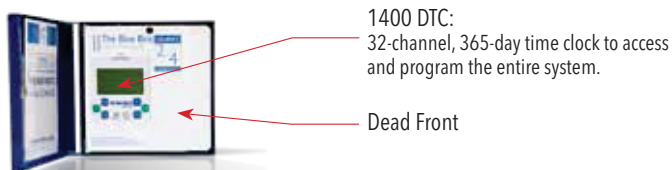
INTERIOR		Example: GR1404 LT INT 4NCL DTC DV D14				
Relay Panel Interior	Relays	Clock Option		Transformer	Input Card	Voltage Barrier ⁶
GR1404 LT INT	4 relay interior (qty)NCL Normally closed latching ¹	DTC	Digital time clock	DV	Dual voltage 120/277V	[blank] none 1VB 1 barrier
GR1408 LT INT	8 relay interior (qty)NOL Normally open latching ¹	DTCMOD	Digital time clock with modem	CNDV	Canadian dual voltage ⁴	2VB 2 barriers
GR1416 LT INT	16 relay interior (qty)DPNC Double pole normally closed ^{2,3} (qty)DPNO Double pole normally open ^{2,3} (qty)RRNO Reed relay normally open (pair) ³ (qty)SPTD Single pole double throw ² (qty)SPDTC Single pole double throw contactor ^{2,3}	REMOTE	Remote panel, no clock	347	347V ⁵	

ACCESSORIES	
Relay Panel Enclosure	
PCELL 2WO BB	2-Wire Outdoor Photosensor

Notes:

1. If GR1404 then (4), If GR1408 then (8), and If GR1416 then (16)
2. If GR1404 then (2), If GR1408 then (4), and If GR1416 then (8)
3. Only available in remote panels
4. GR1408 and GR1416 only
5. GR1404 only
6. Acceptability of internal barrier for normal and emergency power separation is up to the discretion of the authority having area jurisdiction.

ONE PRODUCT... THREE SOLUTIONS



Seismic Certification:

- Preapproved for use in Category IV structures with an Importance Factor of 1.5
- California Office of Statewide Health Planning and Development (OSHPD) Special Seismic Certification Preapproval (# OSP-0091-10)

Evaluated per the requirements of:

- 2007/ 2010 California Building Code
- Section 13.2.5 of (American Society of Civil Engineers / Structural Engineering Institute) ASCE/SEI 7-05
- Tested to: ICC-ES AC156

Title 24 System Component

SPECIFICATIONS

Enclosure dimensions: GR1404LT (2 or 4 relays)
NEMA 1 - 8.4" w x 8.4" h x 3.125" d
NEMA 4/4X/12 - 12" w x 16" h x 6" d
GR1408LT (4 or 8 relays)
NEMA 1 - 8.4" w x 13.4" h x 3.125" d
NEMA 4/4X/12 - 16" w x 20" h x 6" d
GR1416LT (8 or 16 relays)
NEMA 1 - 10.6" w x 17.1" h x 3.125" d
NEMA 4X - 16" w x 24" h x 8" d
NEMA 4/12 - 16" w x 24" h x 6" d

Enclosure type: Surface mount, hinged locking door
Optional enclosures: Surface mount NEMA 4, NEMA 4X and NEMA 12
Flush mount NEMA 1

Relay: Normally Closed (NCL)
30A @ 277VAC Ballast and HID
20A @ 120VAC Tungsten
20A @ 347VAC Ballast
SCCR 18kA @ 277VAC
Rated 250,000 Cycles

Optional relays: Normally Open (NOL)
2-Pole, NO or NC (480VAC) remote panel only

Contact Inputs: Optional (14) contact inputs are pull low

Max. devices per bus: 16 digital devices w/ Blue Box LT Master Panel

Addresses used: GR 1404 (1), GR 1408 (1), GR 1416 (2)

Power supply inputs: 120/277VAC (for all), 120/347VAC (for 1408 & 1416), 347VAC (for 1404 only)

Programming: Via DTC or with GX2 lighting control software

Max. humidity: 10-90% non-condensing

Ambient temperature: 32-104° F (0-40° C)

Bus physical layer: RS485 (GR 2400 bus)

Bus connector: RJ45 connectors

Listings: UL and cUL 916 listed, ETL listed to UL 924 (for emergency circuit use)

PCELL SPECIFICATIONS

Operating range: 0-1000 fc
Addresses: 1 (with PCC1 card only)
Power supply inputs: 120/277VAC
Programming: Via DTC or with GX2 lighting control software
Max. humidity: 10% - 90% non-condensing
Ambient temperature: 32-104° F (0-40° C)