


POSTS & ACCESSORIES



Lamp Posts & Accessories

DIRECT BURIAL RESIDENTIAL POSTS

- Fits Most Standard 3" Post Top Fixtures
- Textured Powdercoated Aluminum
- Crossarm Included Unless Otherwise Specified
- Includes Inlet Hole
- Made In The USA

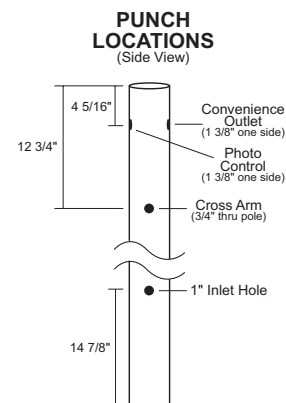


GUIDE: 295-320NCA-BK

Dimensions: O.D. = 2.950", I.D. = 2.850", Wall = .050"

ITEM #	OPTION	COLOR
295-7' Post	C-Conv. Outlet (338)	BK-Black
293-8' Post	320-Ezee Change Photo Control	WH-White
294-10' Post	NCA-No Crossarm	BZ-Bronze

NOTE: Crossarms available in black & white with gold balls, bronze posts ship with black crossarm. Posts with Crossarm, Photo Control, or Convenience Outlet come pre-punched for installation. Minor assembly required.



S11T

See page 19

POST LENGTH	SUGG. BURIAL DEPTH
7'	18"
8'	18"
10'	24"
12'	24"
14'	30"

BOLLARD & CUSTOM LENGTH POSTS (348) AVAILABLE ON Page 69

BK-BLACK

WH-WHITE

BZ-BRONZE



7'
8'
10'

7'
8'
10'

SAFETY NOTE: Selecting posts and electrical accessories for performance and safety requires a full understanding of various factors and conditions. Professional engineering assistance in selecting these items is highly recommended. Purchaser is responsible for meeting any and all codes or requirements. If you choose a post or electrical accessory without getting such assistance, you do so at your own risk.

2420

Decorative Base
See page 68

Specifications subject to change without notice.

WAVE LIGHTING • PHONE 877.870.WAVE (9283)

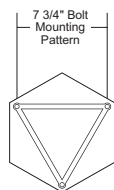
- Fits Most Standard 3" Post Top Fixtures
- 2 Piece Snap Together System, No Tools Required
- Constructed of Sturdy Cast Aluminum
- Available in Black Only

GUIDE: C6P2-BK

ITEM #	COLOR
C6P2-6'	BK-Black
C8P2-8'	
C10P2-10'	



C6P2-HW
Hardware Kit



Anchor Bolt 3/8" x 7"

6'

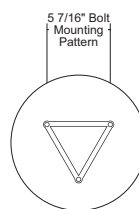
C6P2-BK

Post Dimensions: O.D. = 3"
I.D. = 2.8", Wall = .100", L = 6"

Base Dimensions:
H = 21", W = 10 1/4"



C8P2-HW
Hardware Kit




Anchor Bolt 3/8" x 12"

8'

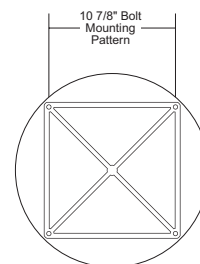
C8P2-BK

Post Dimensions: O.D. = 3"
I.D. = 2.8", Wall = .100", L = 8"

Base Dimensions:
H = 28 1/2", W = 11 5/8"
2"x4" Hand Hole



C10P2-HW
Hardware Kit



Anchor Bolt 3/8" x 12"

10'

C10P2-BK

Post Dimensions: O.D. = 3"
I.D. = 2.8", Wall = .100", L = 10"

Base Dimensions:
H = 37", W = 16 5/8"
2"x4" Hand Hole

NOTE: Includes anchor bolts and templates. Post and Base are two piece interlocking system that may ship separately.
Post and Base Come as kit and cannot be sold separately.

SAFETY NOTE: Selecting posts for performance and safety requires a full understanding of various factors and conditions. Professional engineering assistance in selecting these items is highly recommended. Purchaser is responsible for meeting any and all codes or requirements. If you choose a post or electrical accessory without getting such assistance, you do so at your own risk.



Posts accommodate Photo Control 688. See page 69. Photo Controls sold separately.

Specifications subject to change without notice.



- Fits Most Standard 3" Post Top Fixtures
- Textured Powdercoated Aluminum
- Includes Inlet Hole
- Made In The USA

GUIDE: 2514-BK-320

Post Dimensions: O.D. = 2.950", Wall = .072"

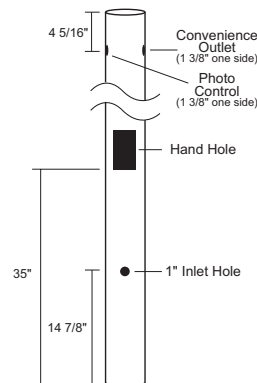
ITEM #	COLOR	OPTION
2500-8'	BK -Black	C -Convenience Outlet
2510-10'	WH -White	320 -Ezee Change Photo Control
2512-12'	BZ -Bronze	688 -Button Photo Control
2514-14'		HH* -2"x4" Hand Hole

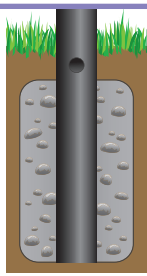
*To meet U.L. and N.E.C. standards, any post designed to be mounted over 8' above ground includes a 2" x 4" (**HH**) Hand Hole and ground lug. **2512 & 2514** include Hand Hole unless otherwise specified.

**SEE PAGE 66 FOR .125" WALL
DIRECT BURIAL OPTIONS**

DIRECT BURIAL

**PUNCH LOCATIONS
for 8', 10', & 12' Posts
(Side View)**



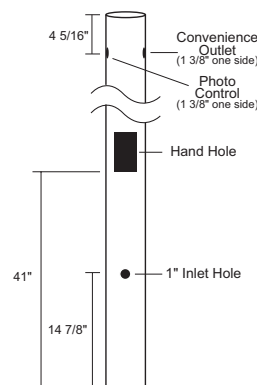


POST LENGTH	SUGG. BURIAL DEPTH
7'	18"
8'	18"
10'	24"
12'	24"
14'	30"

SAFETY NOTE: Selecting a post for performance and safety requires a full understanding of various factors and conditions. Professional engineering assistance in selecting a post is highly recommended.

Purchaser is responsible for meeting any and all codes or requirements. If you choose a post without getting such assistance, you do so at your own risk.

**PUNCH LOCATIONS
for 14' Posts
(Side View)**





SURFACE MOUNT ALUMINUM LAMP POSTS

- Fits Most Standard 3" Post Top Fixtures
- Textured Powdercoated Aluminum
- Made In The USA

SURFACE MOUNT

Optional Flange Base & Cover

GUIDE: 2600-STV-BZ

Post Dimensions: O.D. = 2.950", Wall = .072"

ITEM #	BASE TYPE	COLOR	OPTION
2600-8'	ST-Standard Base	BK-Black	C-Conv. Outlet
2610-10'	STV-ST Base w/Cover	BZ-Bronze	320-Ezee Change Photo Control
2612-12'	HD-Heavy Duty Base	WH-White	688-Button Photo Control
	HDV-HD Base w/Cover		HH*-2"x4" Hand Hole

*To meet U.L. and N.E.C. standards, any post designed to be mounted over 8' above ground includes a 2" x 4" (HH) Hand Hole and ground lug. 2610 and 2612 include Hand Hole unless otherwise specified.

SEE PAGE 68 FOR COMPONENT OFFERINGS



(shown with STV option)



(shown with HDV option)

PLEASE NOTE: YOU MUST SPECIFY BASE AND COVER WHEN ORDERING IN ORDER TO RECEIVE BASE AND COVER

GUIDE: 2690-HDV-BZ-HH

Post Dimensions: O.D. = 2.950", Wall = .125"

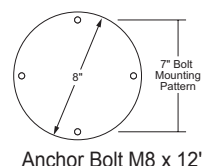
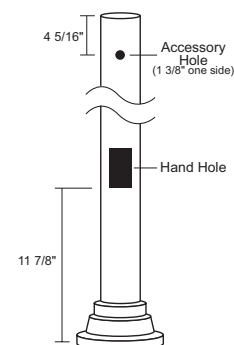
ITEM #	BASE TYPE	COLOR	OPTION
2690-10'	ST-Standard Base	BK-Black	C-Conv. Outlet
2692-12'	STV-ST Base w/Cover	BZ-Bronze	320-Ezee Change Photo Control
	HD-Heavy Duty Base	WH-White	688-Button Photo Control
	HDV-HD Base w/Cover		HH*-2"x4" Hand Hole

*To meet U.L. and N.E.C. standards, any post designed to be mounted over 8' above ground includes a 2" x 4" (HH) Hand Hole and ground lug. 2690 and 2692 include Hand Hole unless otherwise specified.

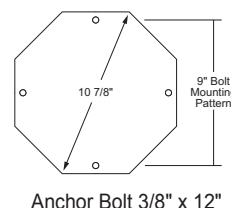
SEE PAGE 68 FOR COMPONENT OFFERINGS

SURFACE MOUNT

PUNCH LOCATIONS (Side View)



Die Cast Aluminum
Flange base with anchor bolts
for up to 12' x 2.950" O.D. Posts
ST-STANDARD BASE
(2403)



Heavy Duty Aluminum
Flange base with anchor bolts
for up to 14' x 2.950" O.D. Posts
HD-HEAVY DUTY BASE
(2405)

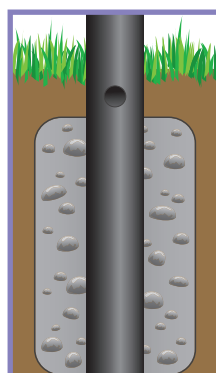
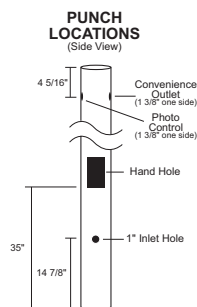
Specifications subject to change without notice. SPEC SHEETS AND EPA RATINGS AVAILABLE ONLINE.

FAX 330.630.1994 • WWW.WAVELIGHTING.COM

Lamp Posts & Accessories

3" COMMERCIAL POSTS

Fits most 3" Post Top Fixtures
Includes Inlet Hole



POST LENGTH	SUGG. BURIAL DEPTH
8'	18"
10'	24"
12'	24"
14'	30"

See Safety Note on page 67

3" ROUND ALUMINUM

.125 Wall Thickness

ITEM #	COLOR	OPTION
3588-8'	BK-Black	C-Conv. Outlet
3590-10'	BZ-Bronze	320-Ezee Change
3592-12'	WH-White	Photo Control
3594-14'		688-Button Photo Control
		HH*

3" FLUTED ALUMINUM

.125 Wall Thickness

ITEM #	COLOR	OPTION
3588F-8'	BK-Black	688-Button
3590F-10'	BZ-Bronze	Photo Control
3592F-12'	WH-White	HH*
3594F-14'		

SURFACE MOUNTED

Powdercoated Aluminum. Welded Flange with Optional Decorative Cover. Anchor bolts included. Fits most 3" Post Top Fixtures. EPA ratings available on spec sheets.



AB-AMERICANA

2 PIECE COVER (3BC1)

DB-DECOR

2 PIECE COVER (3BC6)

HX-HEXAGON

2 PIECE COVER (3BC2)

RB-ROUND

1 PIECE COVER (3BC9)

VB-VICTORIAN

2 PIECE COVER (3BC3)

3" ROUND ALUMINUM

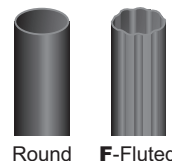
.125 Wall Thickness

ITEM #	BASE TYPE	COLOR	OPTION
3688-8'	AB-American	BK-Black	C-Conv. Outlet
3690-10'	DB-Decor	BZ-Bronze	320-Ezee Change
3692-12'	HX-Hexagon	WH-White	Photo Control
	RB-Round Cover		688-Button Photo Control
	VB-Victorian		HH*

3" FLUTED ALUMINUM

.125 Wall Thickness

ITEM #	BASE TYPE	COLOR	OPTION
3688F-8'	AB-American	BK-Black	688-Photo
3690F-10'	DB-Decor	BZ-Bronze	Control
3692F-12'	HX-Hexagon	WH-White	HH*
	RB-Round Cover		
	VB-Victorian		

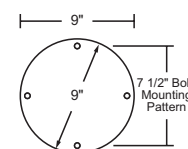
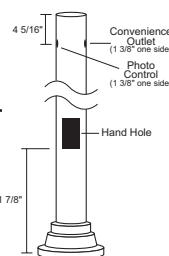


Round F-Fluted



3" Round 3" Fluted

PUNCH LOCATIONS (Side View)



Bolt Circle Pattern For 3" Posts
Anchor Bolt 1/2" x 12"

*To meet U.L. and N.E.C. standards, any post designed to be mounted over 8' above ground includes a 2" x 4" (HH) Hand Hole and ground lug. 3592, 3594, 3592F, 3594F, 3690, 3692, 3690F, and 3692F include Hand Hole unless otherwise specified.

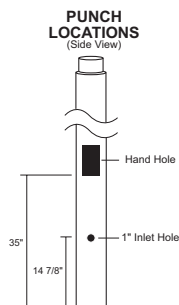
SPEC SHEETS AND EPA RATINGS AVAILABLE ONLINE. Specifications subject to change without notice.

WAVE LIGHTING • PHONE 877.870.WAVE (9283)

4" COMMERCIAL POSTS

Lamp Posts & Accessories

Fits most 3" Post Top Fixtures
Includes Inlet Hole



SAFETY NOTES

All surface mount posts are supplied with welded mounting bases.

Selecting a post for performance and safety requires a full understanding of various factors and conditions. Professional engineering assistance in selecting a post is highly recommended. Purchaser is responsible for meeting any and all codes or requirements. If you choose a post without getting such assistance, you do so at your own risk.

**See Suggested
Burial Depth on
page 66**

4" ROUND ALUMINUM

.125 Wall Thickness

ITEM #	COLOR	OPTION
4590-10'	BK -Black	HH*
4592-12'	BZ -Bronze	
4594-14'	WH -White	

4" FLUTED ALUMINUM

.125 Wall Thickness

ITEM #	COLOR	OPTION
4590F-10'	BK -Black	HH*
4592F-12'	BZ -Bronze	
4594F-14'	WH -White	

SURFACE MOUNTED

Powdercoated Aluminum. Welded Flange & 3" Tenon with Optional Decorative Cover.

Anchor bolts included. Fits most 3" Post Top Fixtures. EPA ratings available on spec sheets.



AB-AMERICANANA
2 PIECE COVER
(4BC1)



DB-DECOR
2 PIECE COVER
(4BC6)



RB-ROUND
1 PIECE COVER
(4BC9)



VB-VICTORIAN
2 PIECE COVER
(4BC3)

4" ROUND ALUMINUM

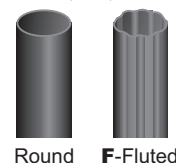
.125 Wall Thickness

ITEM #	BASE TYPE	COLOR	OPTION
4688-8'	AB -Americanana	BK -Black	HH*
4690-10'	DB -Decor	BZ -Bronze	
4692-12'	RB -Round Cover	WH -White	
4694-14'	VB -Victorian		

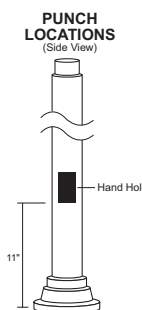
4" FLUTED ALUMINUM

.125 Wall Thickness

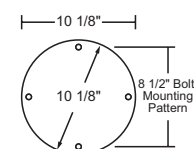
ITEM #	BASE TYPE	COLOR	OPTION
4688F-8'	AB -Americanana	BK -Black	HH*
4690F-10'	DB -Decor	BZ -Bronze	
4692F-12'	RB -Round Cover	WH -White	
4694F-14'	VB -Victorian		



Round F-Fluted



4" Round 4" Fluted



Bolt Circle Pattern
For 4" Posts
Anchor Bolt 3/4" x 18"

*To meet U.L. and N.E.C. standards, any post designed to be mounted over 8' above ground includes a 2" x 4" (**HH**) Hand Hole and ground lug. **4592, 4594, 4592F, 4594F, 4690, 4692, 4694, 4690F, 4692F, and 4694F** include Hand Hole unless otherwise specified.

Specifications subject to change without notice. SPEC SHEETS AND EPA RATINGS AVAILABLE ONLINE.

FAX 330.630.1994 • WWW.WAVELIGHTING.COM

CAST ALUMINUM & POLYCARBONATE POST TOP FITTERS


Die Cast Aluminum

Medium Base Porcelain Socket, 4Kv Upon Request
Specify Option: (MG) Mogul Socket, (G) GU24 Socket
Example: 1721-MG



1721 Black
1721B Bronze
1720 White

For 10"-16" Globes and
11" x 17" Acorns with 5 1/4" Opening
Powdercoated Finish
I.D. = 3"




1724 Black
1724B Bronze
1724W White

For 18" Globes with 5 1/4" Opening
Powdercoated Finish
I.D. = 3"

Polycarbonate

Medium Base Phenolic Socket
Specify Option: (G) GU24 Socket
Example: 1721P-G



1721P Black
1720P White

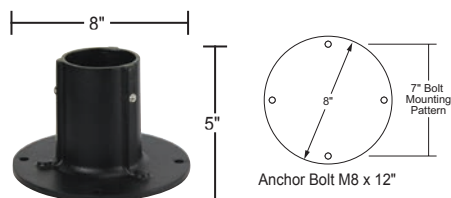
For 10"-16" Globes with 5 1/4" Opening
I.D. = 3"



MOUNTING HARDWARE INCLUDED

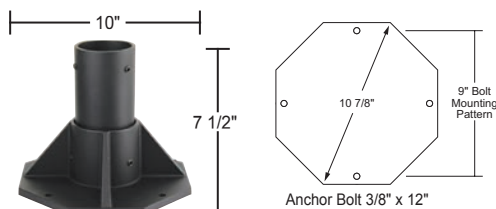
Consult factory when ordering replacement fitters for fixtures with options: Refractors, Cylinders, etc.

FLANGE BASES & COVERS




2403

Die Cast Aluminum Flange base, Powdercoated Finish
Anchor Bolts Included, for 8' -12' x 2.950" O.D. Posts only
SPECIFY: Black, (B) Bronze, or (W) White



2405

Heavy Duty Aluminum Flange base, Powdercoated Finish
Anchor Bolts Included, for up to 14' x 2.950" O.D. Posts
SPECIFY: Black, (B) Bronze, or (W) White



2410

Spun Aluminum Base
Cover for **2403**
Powdercoated Finish
SPECIFY: Black,
(B) Bronze, or (W) White



2411

Spun Aluminum Base
Cover for **2405**
Powdercoated Finish
SPECIFY: Black,
(B) Bronze, or (W) White

Slip-On Polymer Decorative Post Cover



2420

Polyethylene Decorative Slip On
Base Cover for Standard 3" Post
I.D. = 3"
SPECIFY: (B) Black (W) White
No Hardware Included



Specifications subject to change without notice.

POST FIXTURE ADAPTERS



.050" Wall Thickness

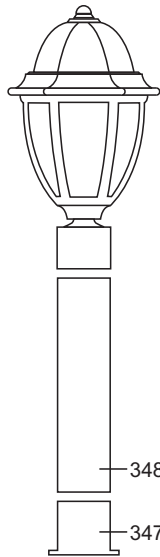
348

3" Custom Length Post for use with
347 Surface Mount Adapter

SPECIFY:

Color: **(BK)** Black, **(WH)** White or
(BZ) Bronze

Length: **(XX)** must be in 6" intervals
Example Part Number: **348-12**

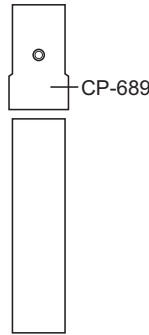


348


347



349



CP-689



347

Pier Mount Adapter for
use with **348** Stub Post

SPECIFY:

(BK) Black
(WH) White
(BZ) Bronze



349

Pier Mount
Adapter for 3"
Post Mount
Fixtures

SPECIFY:

(BK) Black
(WH) White
(BZ) Bronze



CP-689

688 120V Photo Control in hardware
bag (assembly required) with
Adaptor for 3" Posts

Not for use with commercial fixtures

SPECIFY:

(BK) Black
(WH) White

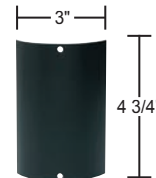
POST ACCESSORIES



335

15" Aluminum Crossarm with Gold End Caps
3/4" Dia. mounting hole required

SPECIFY: Black or **(WH)** White



HH

2" x 4" Hand
Hole Cover for 3" posts
(includes mounting
hardware)

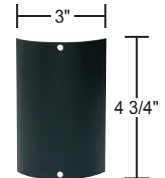
SPECIFY: Black,
(B) Bronze, or
(W) White



0500662 Black

0500663 White

Crossarm Plugs
for 3/4" Dia. hole




HH4

2" x 4" Hand
Hole Cover for 4"
posts (includes
mounting hardware)

SPECIFY: Black,
(B) Bronze, or
(W) White

PHOTOCONTROLS & OUTLETS FOR POST APPLICATIONS



320

120V for 3" Post with Ezee
Change Plug, 1 3/8" Dia.
mounting hole required
Up to 300W Inc., 54W LED
39W Fluor., 100W H.I.D.

SPECIFY: Black or **(W)** White


Specifications subject to change without notice.



688

120V Button Photo Control
1 1/16" Dia. mounting
hole required
Up to 300W Inc., 54W LED
39W Fluor., 100W H.I.D.

SPECIFY: Black



338

120V Grounded Convenience Outlet
1 3/8" Dia. mounting hole required

SPECIFY: Black or **(W)** White

SEE SAFETY NOTE ON PAGE 62

CAST ALUMINUM BRACKETS



WB5

Contemporary Wall Bracket pre-wired w/20" pigtail for easy installation with 3" Post Mount Fixture
Max. Fixture Width: 16". I.D. = 3"
H = 6", W = 4 1/2", E = 12 1/2"
Powdercoated Finish
SPECIFY: (BK) Black (WH) White or (BZ) Bronze



PB5

Post Bracket pre-wired w/20" pigtail for easy installation with 3" Post Mount Fixture.
Designed to mount to Wave Lighting's 3" Commercial Posts. PB5-CAP Included.
Max. Fixture Width: 16". I.D. = 3"
H = 9 1/2", W = 4 1/2", E = 16 1/2"
Powdercoated Finish
SPECIFY: (BK) Black (WH) White or (BZ) Bronze

SEE
PAGE 46



PB5-2

Post Bracket pre-wired w/20" pigtail for easy installation with 3" Post Mount Fixtures.
Designed to mount 2 Fixtures to Wave Lighting's 3" Commercial Posts. PB5-CAP Incl.
Max. Fixture Width: 16". I.D. = 3"
H = 9 1/2", W = 4 1/2", E = 29"
Powdercoated Finish
SPECIFY: (BK) Black (WH) White or (BZ) Bronze



PB5-3

Post Bracket pre-wired w/20" pigtail for easy installation with 3" Post Mount Fixtures.
Designed to mount 3 Fixtures to Wave Lighting's 3" Commercial Posts
Max. Fixture Width: 14". I.D. = 3"
H = 9", W = 4 1/2", E = 29"
Powdercoated Finish
SPECIFY: (BK) Black (WH) White or (BZ) Bronze



PB5-CAP

Cap for 3" Post I.D. = 3" Powdercoated Finish
SPECIFY: (BK) Black (WH) White or (BZ) Bronze

See Safety Note on page 55

CAST ALUMINUM FITTERS



1784

Style A Fitter for
Globes & Acorns with 8" Neck
H = 11", W = 10 1/4", I.D. = 3"



1785

Style B Fitter for
Globes & Acorns with 8" Neck
H = 10 1/2", W = 10 1/4", I.D. = 3"

4Kv Medium Base Porcelain Socket Standard

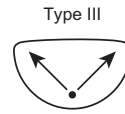
Specify Option: (MG) Mogul Socket
Powdercoated Finish **Specify: (BK) Black, (BZ) Bronze or (WH) White**

GLASS REFRACTORS



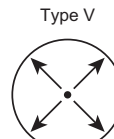
1000135

for Mogul Base Socket
Type V Distribution
H = 6 5/8", Dia. = 6 1/8"
Top I.D. = 5 1/4"
Bottom I.D. = 3 1/4"



1000137

for Mogul Base Socket
Type III Distribution
H = 6 5/8", Dia. = 6 1/8"
Top I.D. = 5 1/4"
Bottom I.D. = 3 1/4"



1000138

for Medium Base Socket
Type V Distribution
H = 4 7/8", Dia. = 4 3/4"
Top I.D. = 4"
Bottom I.D. = 3"

DARK SKY REFLECTORS



DS120

Bottom Mount Kit
for Mogul Base Sockets

DS130

Bottom Mount Kit
for Medium Base Sockets



DS140

Bottom Mount Kit
for 6" Glass Refractors
(refractor not included)

CAST ALUMINUM DECORATIVE BASE COVERS

Decorative Base Covers come as a two piece system, and can be installed over existing Surface Mounted Posts. **3BC9** and **4BC9** are one piece system.

FOR MOST 3" DIAMETER POSTS



3BC1

Dia.: 13 1/8"
Height: 24 1/8"



3BC2

Dia.: 11 1/2"
Height: 13 5/8"



3BC3

Dia.: 11"
Height: 26 3/8"



3BC6

Dia.: 11"
Height: 9 5/8"



3BC9

Dia.: 10"
Height: 3 1/2"
Top I.D.: 4 1/8"

FOR MOST 4" DIAMETER POSTS



4BC1

Dia.: 15"
Height: 27 5/8"



4BC3

Dia.: 12 1/8"
Height: 29"



4BC6

Dia.: 12"
Height: 9 5/8"



4BC9

Dia.: 11"
Height: 3 1/2"
Top I.D.: 5 3/8"

Powdercoated Finish - **SPECIFY: (BK) Black, (BZ) Bronze or (WH) White**

Posts sold separately.

Specifications subject to change without notice.