

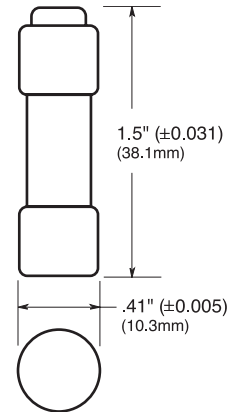
EDCC

Class CC, 600Vac, 0.5 to 30A

Time-Delay Fuses



Dimensions (inches)



Catalog Symbol: EDCC

Time-Delay

Current-Limiting

Volts: 600Vac (or less)

300Vdc (or less)

Amps: 0.5 to 30A

IR: 200kA RMS Sym.

20kAIC (0.5 – 2.25A and 20-30A)

Agency Information: CE, UL Listed, Std. 248-4, Class CC, Guide JDDZ, File E162363, CSA Certified, HRCI-CC, C22.2 No. 248.4, Class 1422-02, File 53787

Features

- A superior all-purpose, space-saving branch circuit fuse that meets most protection requirements up to 30 amps.
- Very compact; physical size is only $1\frac{3}{32}$ " x $1\frac{1}{2}$ " (10.3 x 38.1mm) with rejection tip.
- Faster response to damaging short-circuit currents and higher interrupting rating than mechanical overcurrent protective devices.
- Maximum 200kA interrupting rating for available fault current in today's large capacity systems. Helps ensure that future growth will not obsolete the system.
- Time-delay to avoid unwanted fuse openings from surge currents.
- Fast speed of response under short-circuit conditions for a high degree of current-limitation.
- The EDCC fuse can be sized close to full load ratings for maximum overload and short-circuit protection.

- Can be used where either a time-delay or a fast-acting fuse is needed, making selection easier and reducing spare fuse inventories for substantial cost reduction.
- Superior Motor Protection for small horsepower motor circuits.
- Proper sizing can provide Type "2" coordinated protection for NEMA and IEC motor controllers.
- Motors receive maximum protection against burnout from overloads and single phasing.

Catalog Numbers (amps)

EDCC0.5	EDCC1.8	EDCC4	EDCC8
EDCC0.6	EDCC2	EDCC4.5	EDCC9
EDCC0.8	EDCC2.25	EDCC5	EDCC10
EDCC1	EDCC2.5	EDCC5.6	EDCC12
EDCC1.125	EDCC2.8	EDCC6	EDCC15
EDCC1.25	EDCC3	EDCC6.25	EDCC20
EDCC1.4	EDCC3.2	EDCC7	EDCC25
EDCC1.6	EDCC 3.5	EDCC7.5	EDCC30

Carton Quantity and Weight

Amps	Carton	Weight per Carton	
	Quantity	lbs	kg
0.5-30	10	0.19	0.09

Class CC Fuse Blocks (600V) Catalog Data

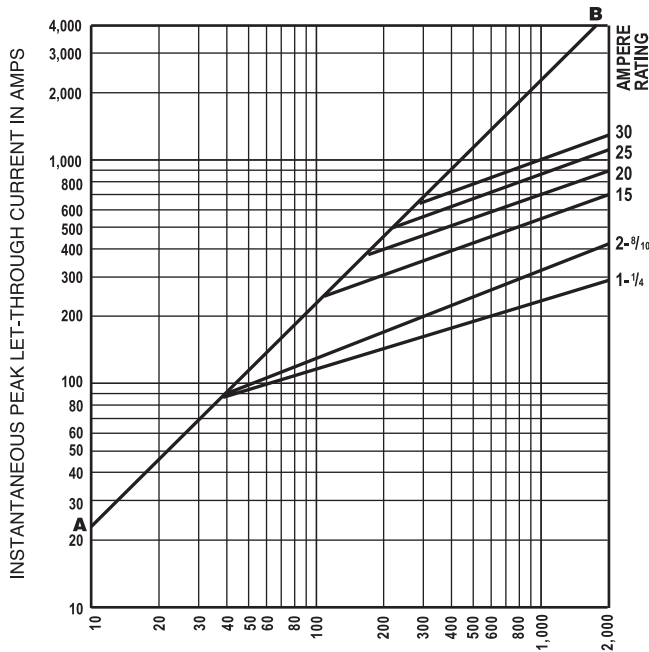
Poles	Screw	Pressure	Box	Screw	Pressure
	Terminal	Plate	Terminal	Quick-Connect	Quick-Connect
1	BC6031S	BC6031P	BC6031B	BC6031SQ	BC6031PQ
2	BC6032S	BC6032P	BC6032B	BC6032SQ	BC6032PQ
3	BC6033S	BC6033P	BC6033B	BC6033SQ	BC6033PQ

EDCC

Class CC, 600Vac, 0.5 to 30A

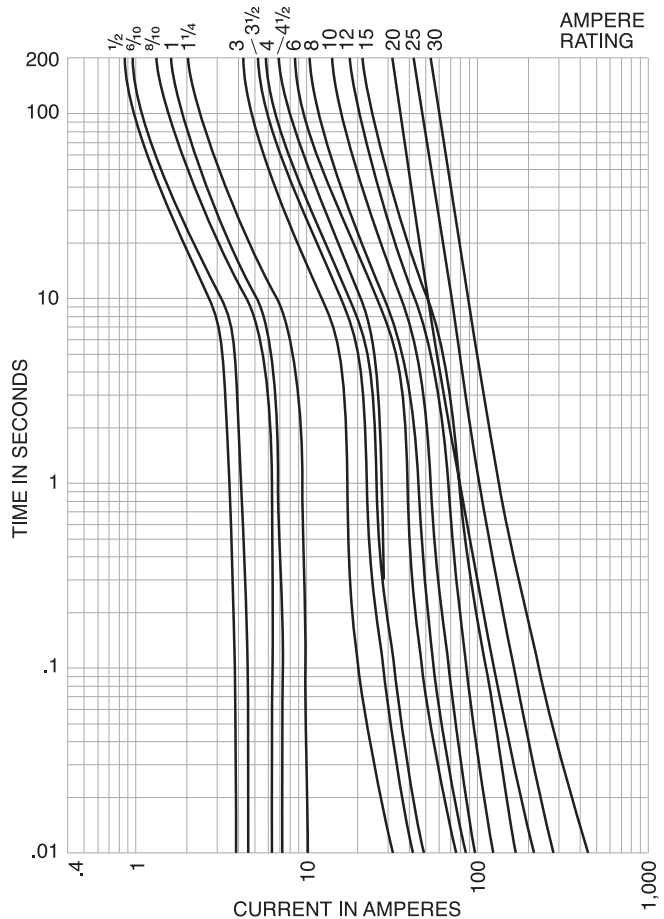
Time-Delay Fuses

Current Limitation Curves



PROSPECTIVE SHORT-CIRCUIT CURRENT—SYMMETRICAL RMS AMPS

Time-Current Characteristic Curves— Average Melt



Current-Limiting Effects

EDCC Apparent RMS Symmetrical Let-Through Current
Prosp.

SCC	1.25	2.2A	15A	20A	25A	30A
1000	100	135	240	305	380	435
3000	140	210	350	440	575	580
5000	165	255	420	570	690	710
10,000	210	340	540	700	870	1000
20,000	260	435	680	870	1090	1305
30,000	290	525	800	1030	1300	1520
40,000	315	610	870	1150	1390	1700
50,000	340	650	915	1215	1520	1820
60,000	350	735	1050	1300	1650	1980
80,000	390	785	1130	1500	1780	2180
100,000	420	830	1210	1600	2000	2400
200,000	525	1100	1600	2000	2520	3050

*RMS Symmetrical Amps Short-Circuit

NOTE: To calculate I_p (I_{peak}) multiply I_{RMS} value x 2.3.

The only controlled copy of this document is the electronic read-only version maintained by Cooper Bussmann. All other copies of this document are by definition uncontrolled. This bulletin is intended to clearly present comprehensive product data and provide technical information that will help the end user with design applications. Cooper Bussmann reserves the right, without notice, to change design or construction of any products and to discontinue or limit distribution of any products. Cooper Bussmann also reserves the right to change or update, without notice, any technical information contained in this bulletin. Once a product has been selected, it should be tested by the user in all possible applications.