

Low Voltage

Accessories

Experience Kichler from the ground up with genuine Kichler low voltage accessories.

Choose mounting stems and stakes, lenses, filters and specialty mounting brackets from Kichler and have the assurance of top quality engineering and construction that will provide years of service.



New

SPRING 09



15529 BL

PRO SERIES WIRE CONNECTOR

Now, there's an alternate to silicone-filled wire connectors, soldered wire connections and costly shrink-wrap connections. Kichler introduces the Pro Series Wire Connector – a reliable, quality connection that will compliment your installation of premium Kichler landscape lighting. Developed in concert with Blazing Products, Inc, this new method of making 12V connections is safer, faster and more reliable.

SAFER & FASTER

- Eliminates cable stripping
- Reduces copper strand loss
- Drastically reduces the potential for arcing
- Improves safety and speed of installation

MORE RELIABLE

- Gel filled connection and semi-permanent seal provides a watertight long-lasting connection
- Has a stronger strain relief (up to 30 lbs. of pressure) for a more secure connection
- Reduces callbacks due to connections that become loose
- An access hole for a voltmeter probe is included in each Pro Series Connector

Ordering Guide

15529 BL – Bulk pack of 100 connectors

UL Listed 1838

Sealed wire connector for direct burial applications.

STEP 1



Rotate wings fully apart, beyond 90°

STEP 2



Insert un-stripped wires into connector

- #10 or #12 in the large hole
- #16-#18 in small hole
- End of wires should be visible through the back of the connector

STEP 3



Hold wires in place while squeezing handles together until the connector snaps shut

STEP 4



Now repeat for the second set of wires

PRO SERIES LV JUNCTION™

Individual Junction



15900 BK Comes with 6 connectors

15901 BK, 15901 BK6 Without connectors

Direct burial installation tool for hub type wiring method complete with six twist lock connectors with 25' of 16-gauge cable leads

15901 BK: Stake and junction finder included. Must buy connectors separately, or use fixtures with attached connectors.

15901 BK6: Stake and junction finder included, pack of 6. Must buy connectors separately.

U.S. Patent No. 7,420,119

25' Cable w/ Connector

15902 BK
15902 BK12

Individual replacement connector with 25' of 16 gauge cable lead


Universal Connector



15903 BK12

Twelve individual connectors with 6" of 16-gauge cable used to splice into fixtures that do not have connector leads

Fixture Mounting Stems



1/4" NPSM THD. STEMS
1/2" DIA. OVERALL

12" 15651 AZT
15651 BKT
15651 MST

18" 15652 AZT
15652 BKT
15652 MST

24" 15653 AZT
15653 BKT
15653 MST

Reference fixture specifications for proper stem

1/2" NPSM THD. STEMS
3/4" DIA. OVERALL

12" 15656 AZT
15656 BKT
15656 MST

18" 15657 AZT
*15657 BBR
15657 BKT
15657 MST
*15657 BR

24" 15658 AZT
15658 BKT
15658 MST

*14" in-ground stake included BR is Cast Natural Brass BBR is Bronzed Brass

All stems made of corrosion resistant aluminum alloy (except BR and BBR, made of brass) with baked thermoset powder coating to match fixtures

Used with:

- In-ground support stakes (low voltage only)
- Surface mounting flange (low or line voltage)








Adjustable Height Stems

15570 AZT
15570 BKT
15570 MST

For use with most 12V path and spread fixtures

Corrosion resistant aluminum alloy with baked thermoset powder coat finish

Stem allows fixture height to be extended for plant growth. Used with in-ground support stakes (order separately)

| MOUNTING ACCESSORIES | | | |
|---|--|--|--|
| Bollard Mounting Kit  4 1/16" I.D. 4 1/4" O.D. | 18" 15665 AZT 15665 BKT 15665 MST 24" 15666 AZT 15666 BKT 15666 MST | 36" 15667 AZT 15667 BKT 15667 MST | For use with fixtures 15005, 15011, 15205, 15211 Bollard kit is supplied with cast aluminum internal mounting plate including lag bolts for deck or surface mounting. Extruded aluminum bollard finished with baked thermoset powder coat. Order separate bollard template kit for installation into concrete or bollard mounting stake for installation in soil. UL and CSA listed |
| Bollard Template Kit  | 15671 ST | | For use with all bollard mounting kits For permanent installation into concrete. Template kit includes positioning template, anchor bolts, and mounting hardware. |
| Bollard Mounting Stake  | 15578 BK | | For use with all bollard mounting kits on 12V and 120V fixtures.* Improved extruded PVC stake is corrosion resistant and 23" length has increased support and stability. Fitting provided to mount bollard in soil. *As allowed by local electrical codes |
| Polymeric Support Stakes  8" & 14" | 15575 BK 15575 BK48 15576 BK 15576 BK24 | 8" In-ground Stake 8" In-ground 48 count Bulk Pack 14" In-ground Stake 14" In-ground 24 count Bulk Pack | For use with 12V fixtures Injection molded stakes are corrosion resistant and provide maximum support and stability U.S. Patent No. Des. 415,018 |
| Brass Stake  | 15555 BR | | Optional stake fits most Kichler fixtures |
| LED Stake Mount 5-Pack  | 15770 BK5 | for use with fixture 15700, 15705, 15710, 15715 | Polymeric material. Machined brass adjustment knob. Stainless steel directional stem with polymeric orbital like aiming control. Bulk packaged, (5) pieces per pack |
| LED Flange Mount 5-Pack  | 15771 BK5 | for use with fixture 15700, 15705, 15710, 15715 | Polymeric material. Machined brass adjustment knob. Stainless steel directional stem with polymeric orbital like aiming control. Bulk packaged, (5) pieces per pack |

MOUNTING ACCESSORIES

LED Underwater Weighted Base



15775 BK5 for use with 15700BK and 15705BK

Designed to position and hold placement of the underwater LED fixtures. Fixture may be installed directly on the threaded stud or can be used in combination with the 15771 BK Flange Mount for added directional flexibility.

Stem Coupler



15649 AZT
15649 BKT
15649 MST

For use with 1/2 NPSM thd. stems.

Corrosion resistant aluminum alloy with baked thermoset powder coat finish. Allows stems to be connected together and allows accent lights to be mounted to a stem. Not recommended for making connections over 36".

Surface Mounting Flange

4" dia.
1/2 NPSM thd.



15601 AZT
15601 MST
15601 BKT
15601 BBR
15601 BR

For 12V or 120V installations, surface flange must be used with junction box (not included). Neoprene gasket supplied to ensure water tight seal.

BR is Cast Natural Brass, BBR is Bronzed Cast Brass

Flange Mounting Nipple

1" x 1/2"
NPSM thd.



15602 AL

Anodized aluminum nipple. Used when attaching fixture directly to 15601 flange and 15607 bracket.

Tree/Surface Mounting Bracket

1 1/2" x 2 1/2" x 1"
1/2 NPSM thd.



15607 AZT
15607 MST
15607 BKT
15607 BBR
15607 BR

For use with low voltage fixtures

Corrosion resistant aluminum alloy with baked thermoset powder coat finish. Low voltage only.

BR is Cast Natural Brass, BBR is Bronzed Cast Brass

Junction Box Mounting Bracket



15609 AZT
15609 BKT
15609 MST

For use with low voltage and line voltage fixtures

Corrosion resistant aluminum alloy with baked thermoset powder coat finish

Three Fixtures,
Centerpiece Mounting Kit

15635 OZ for use with 15435 PP, 15435 RD and 15435 AMB Posies

The kit allows for the creation of an interesting garden centerpiece that replicates nature with Posies that can be installed at an angle at varying heights. Can also be used to install three fixtures at the same height. Colors may be mixed or uniform. Kit included a mounting plate, 14" In-ground stake for added stability, a 3" Olde Bronze® stem section and the necessary hardware and instructions to make a truly creative garden feature.

LENS/SHIELD ACCESSORIES


Rock Guard



15694 AZ

for use with fixture 15194
or 15268Rock Guard/Glare Shield corrosion resistant for
use with 15194 well light

45° Hexcell Louver Shield



15679 BK

for use with fixtures
15092, 15384, 15484, 15494Expanded aluminum shield with high
temperature black finish. Provides maximum
glare reduction for accent lights.

15680 BK

for use with fixture 15381

15683 BK

for use with fixture 15397

15644 BK

for use with fixture 15374

15634 BK

for use with fixture 15398

Blue Filters



15673 BL

for use with fixture 15382

Blue glass filters act as color enhancers
to bring out the true rich greens of foliage

15686 BL

for use with fixtures
15092, 15384, 15484, 15494

15687 BL

for use with fixture 15381

15693 BL

for use with fixture 15397

15641 BL

for use with fixture 15374

15631 BL

for use with fixture 15398

Frosted Lens



15672 FRO

for use with fixture 15382

Creates a soft focus and diffuses the light to
provide even, clean illumination

15676 FRO

for use with fixtures
15092, 15384, 15484, 15494

15691 FRO

for use with fixture 15381

15643 FRO

for use with fixture 15374

15633 FRO

for use with fixture 15398

Linear Lens



15674 LIN

clear ribbed for use with
fixture 15382Create a directional beam to highlight or
elongate the beam spread on columns, arches
and taller trees

15675 LIN

clear ribbed for use with
fixtures 15092, 15384,
15484, 15494

15692 LIN

clear ribbed for use with
fixture 15381

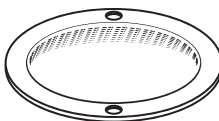
15642 LIN

clear ribbed for use with
fixture 15374

15632 LIN

clear ribbed for use with
fixture 15398

Polycarbonate Lens



15677 CLR

for use with fixture
15327/15827Accessory lens of clear polycarbonate plastic.
Provides additional internal protection from lawn
sprinklers, etc.

15695 CLR

for use with fixture
15315/15815

15696 CLR

for use with fixture 15362

LENS/SHEILD ACCESSORIES

Heat Resistant Lens



15659 AZT
15689 BK

for use with fixture 15079
for use with fixtures
15088, 15388

Heat-resistant glass lens held in an aluminum ring

LED Lens 10-Pack



15740 RD

for use with fixture 15710,
15715, 15700, 15705

Polycarbonate. Snaps on. To use cowl and lens, flip lens around and mount inside cowl. Bulk packaged, 10 pcs per pack.

15740 BL

for use with fixture 15710,
15715, 15700, 15705

15740 GRN

for use with fixture 15710,
15715, 15700, 15705

15740 AMB

for use with fixture 15710,
15715, 15700, 15705

LED Cowls



15772 BK5

for use with fixtures
15700, 15705, 15710, 15715

15772 BK5 polymeric material. Snaps onto hexagonal fixture for glare shielding. To use cowl and lens, flip lens around and mount inside cowl.



Short Cowl

15749 AZT/BKT/BBR for use with fixtures
15731, 15732, 15733, 15741,
15742, 15743

15738, 15739, 15749, 15759 powder coated cast aluminum or burnished cast brass. Fully adjustable mounting to fixture front.

15759 AZT/BKT/BBR for use with fixtures
15751, 15752, 15753

Long Cowl

15738 AZT/BKT/BBR for use with fixtures
15731, 15732, 15733, 15741,
15742, 15743

15739 AZT/BKT/BBR for use with fixtures
15751, 15752, 15753

New

SPRING 09



ELECTRIC CONNECTION ACCESSORIES

Low Voltage Cable



12-gauge
15501 BK 100'
15502 BK 250'
15505 BK 500'
15506 BK 1000'

10-gauge
15504 BK 250'

8-gauge
15503 BK 250'

For use with all 12V rated fixtures

#12-2, #10-2, 8-2 conductor SPT cable. UL listed for 12V outdoor lighting applications. UV stabilized PVC insulation. For direct burial.

Wire Connector



15579 BK for use when connecting:

- 8-gauge wire to 10- and 12-gauge
- connecting 10-gauge wire to 12-gauge wire

15589 BK for use when connecting:

- 10-gauge wire
- 12-gauge wire
- 10-gauge wire to 12-gauge wire
- 12-gauge wire to 18-gauge wire

Wire connector offers twist-on, waterproof, in-line cable splicing for direct burial. Services both 12V or 120V line voltage.

QUIC DISC® Connector



15509 BK for use with #12-2 or #10-2 low voltage cable only

Joins #18-2 fixture leads with #12-2 or #10-2 low voltage cable. Injection molded polycarbonate with nickel plated brass contacts to provide maximum corrosion protection and improved conductivity.

Pro Series Wire Connector



15529 BL

One step gel filled wire connector provides watertight long lasting connection. Suitable for direct burial. Connects two #10 or #12 ga. to one #16 or #18 ga.

TRANSFORMER ACCESSORIES

Plug-In Transformer Timer



15552 WH

Plug-in Timer is for use with all Plus and Professional series transformers

Digital Astronomical Timer



15559 WH

Self-adjusting digital timer that automatically changes based on the seasonal variations of sunrise and sunset. NOT for use in outdoor/unprotected areas. Three-prong, grounded transformer plug must be connected to this timer in a protected interior area. Battery backup; batteries included.

TRANSFORMER ACCESSORIES

LED Backlight Outdoor Enclosure
Transformer Timer

15557 BK

Plug-in timer suitable for outdoor temperatures and enclosed in an outdoor transformer enclosure. For use in all Plus and Professional series transformers. Timer dial is clear with LED backlight for easy nighttime setting.

Digital Transformer Timer



15558 WH

Plug-in Digital Timer is for use with all Plus and Professional series transformers. Battery backup; battery not included

Plug-In Transformer
Remote Photocell

15534 BK

Plug-In Photocell with 10' cord is for use with all Plus and Professional Series Transformers

Plug-In Transformer
Photocell

15565 BK

Plug-In Photocell is for use with all Plus and Professional Series Transformers

Synchronizer Device



15511 BK

Synchronize all transformers used in a landscape setting so they turn on and off at the same time. (Jumper wire is not included).

The Enhancer®



15520 BK

The Enhancer® is a transformer that acts as a voltage booster. Some transformers change voltage down from 120V to 12V (like the transformers in our line).


The Enhancer® works the other way. When installed in a line, it will boost up voltage by 20% to 25%. In other words, if you install it just before a fixture that is at 10V, that fixture will get boosted up and operate between 12V and 12.5V.

The Enhancer® carries a cUL listing mark suitable for U.S. and Canadian marketplace.

U.S. Patent No. Des. 2,177,564

TRANSFORMER ACCESSORIES

Driver 40-W DC MAX OUTPUT



15760 BK

for use with fixture 15700,
15705, 15710, 15715

Direct burial remote 40-W driver required to condition input voltage to provide optimal LED performance. Driver can support up to ten LED fixture heads. Driver is connected into low voltage landscape system and comes with detailed installation instructions. Simple indicator light turns green if the connection is correct and red if the connection is incorrect or the driver is overloaded.

INSTALLATION ACCESSORIES

Kichler Landscape Flag Marker



15507 ONG

A great tool to use for designing your landscape lighting system. Plot out your landscape lighting needs with these green marker flags.

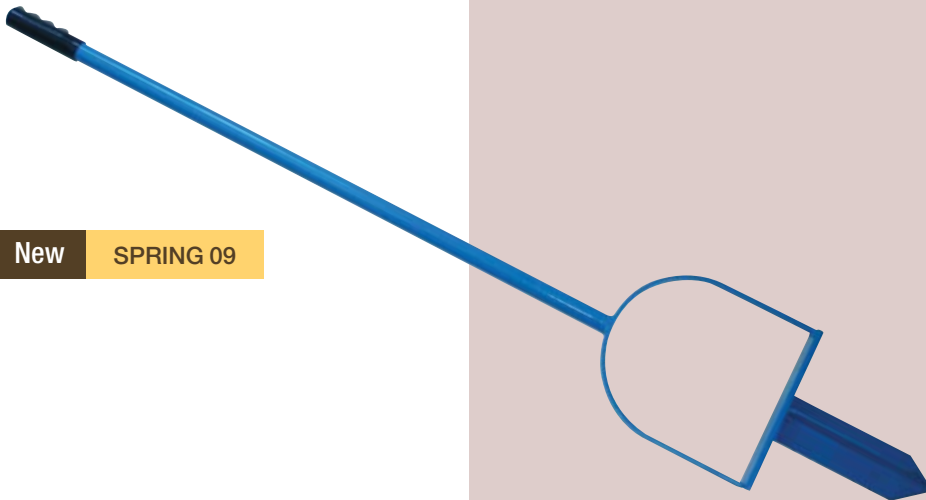
Corrosion Preventative Compound



15670 BK

Specially formulated non-conductive sealant and corrosion preventative for all types of electrical contacts. Its grease-like consistency helps prevent intrusion of dust, moisture and rust. Apply to socket shell and bulb base. Acts to increase bulb and socket life. 2 oz. tube.

Stake Driver



15610 BL

Designed exclusively to aid in the installation of Kichler stakes. Heavy duty tool steel has been fashioned into the blade shape of our patented stake to precut a hole for easier insertion.

New

SPRING 09