


PLD10

POWERLED

Emergency LED Battery Pack

BATTERY PACKS



FEATURES

- Can be used with normally-on, normally-off or switched fixtures
- Constant 10W design provides emergency lighting without loss of lumen output
- Auto-sensing output voltage throughout full Vf range of 20-56V
- 2-wire, universal input voltage: 120-277VAC, 50/60Hz operation
- Long life, maintenance-free Nickel-Cadmium battery with 7-10 year life expectancy
- Electronic AC lockout and low voltage disconnect (LVD) circuit
- 2-wire test switch and LED charging indicator supplied standard
- Thermoplastic case (PLD10) for use inside fixture, or galvanized case (PLD10M) for use outside of fixture
- UL 924 Damp Location Listed for field installation, CSA 22.2 No. 141, and CEC-400-2014-009-CMF certified

ORDERING INFORMATION



MODEL

PLD10 Plastic Housing¹
PLD10M Metal Housing²

¹ For use inside of fixtures

² For use outside of fixtures

ACCESSORIES (ORDER SEPARATELY)

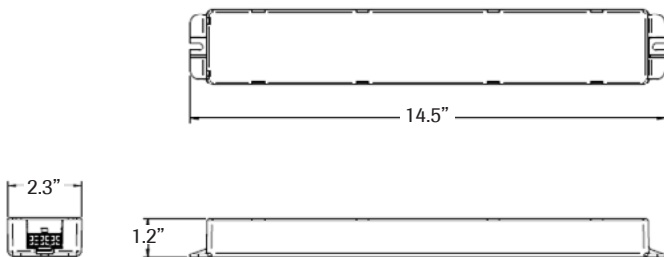
MODEL	DESCRIPTION
PLRTS	Remote test switch/charge indicator module ¹

¹Fits single-gang box.

SPECIFICATIONS

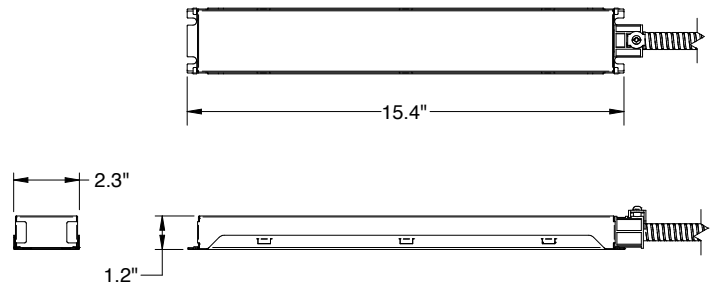
Input Voltage : 120 - 277 VAC (Universal), 50/60Hz
Input Power : 4.2 Watts (Maximum)
Charging Current : 200mA
Output Voltage : 20 - 56 VDC (Class 2 compliant)
Output Power : 10 Watts (constant)
Output Current : 0.50 A (@ 20 VDC) - 0.17A (@ 56 VDC)
Recharge time : 24 hours
Emergency Operation : 90 minutes (minimum)
Operating Temperature : 0°C to 55°C (32°F to 131°F)

DIMENSIONS



Nominal Dimensions: 14.5" L x 2.3" W x 1.2" H

PLD10



Nominal Dimensions: 15.4" L x 2.3" W x 1.2" H

PLD10M

