

# EMT Combination Couplings

NEC/CEC:  
Listed for Ordinary Locations

## Application

- For compression EMT to flexible steel conduit.

## Standard Materials

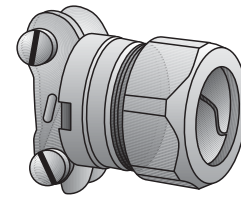
- Malleable iron

## Standard Finishes

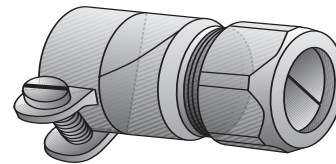
- Zinc plated

## NEC/CEC Certifications and Compliances

- UL Standard: ANSI/UL 514B
- UL Listed: E-11853
- CSA Standard: C22.2 No. 18
- CSA Certified: 9795
- NEMA: FB-1



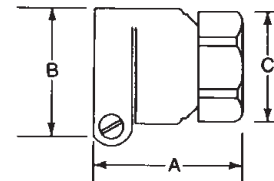
Type 9038-W



Type 9050-W — Type 9200-W

COMMERCIAL AND INDUSTRIAL FITTINGS: EMT (ELECTRICAL METALLIC TUBING)

Trade Size (Inches)	Dimensions in Millimeters (Inches)			Catalog Number
	A	B	C	
1/2 3/8	30.23 (1.19)	36.58 (1.44)	28.70 (1.13)	9038-W ①
1/2	41.40 (1.63)	38.10 (1.50)	31.75 (1.25)	9050-W
3/4	49.28 (1.94)	44.45 (1.75)	38.10 (1.50)	9075-W
1	50.80 (2.00)	55.63 (2.19)	47.75 (1.88)	9100-W
1-1/4	55.63 (2.19)	61.98 (2.44)	57.15 (2.25)	9125-W
1-1/2	74.68 (2.94)	69.85 (2.75)	63.50 (2.50)	9150-W
2	82.55 (3.25)	88.90 (3.50)	77.72 (3.06)	9200-W



① Not UL Listed.