

FEATURES & SPECIFICATIONS

INTENDED USE — The BLT Best-in-Value Low Profile LED Luminaire features a popular center basket design that offers a clean, versatile style and volumetric distribution. High efficacy LED light engines deliver energy savings and low maintenance compared to traditional sources. An extensive selection of configurations and options make the BLT the perfect choice for many lighting applications including schools, offices and other commercial spaces, retail, hospitals and healthcare facilities. The low profile BLT design (2-3/8") also makes it an excellent choice for renovation projects.

CONSTRUCTION — BLT enclosure components are die-formed for dimensional consistency and painted after fabrication with a polyester powder paint for improved performance and protection.

The reflector is finished with a high reflective matte white powder paint for improved aesthetics and increased light diffusion.

End plates contain easy-to-position integral T-bar clips for securely attaching the luminaire to the T-grid. For additional T-grid security, optional screw on T-bar clips are available.

Diffusers are extruded from impact modified acrylic for increased durability.

LED boards and drivers are accessible from the plenum.

OPTICS — Volumetric illumination is achieved by creating an optimal mix of light to walls, partitions and vertical and horizontal work surfaces — rendering the interior space, objects and occupants in a more balanced, complimentary luminous environment. High performance extruded acrylic diffusers conceal LEDs and efficiently deliver light in a volumetric distribution. Four diffuser choices available - curved and square designs with linear prisms or a smooth frosted finish.

ELECTRICAL — Long-life LEDs, coupled with high-efficiency drivers, provide superior quantity and quality of illumination for extended service life. 80% LED lumen maintenance at 60,000 hours (L80/60,000). Color Variation within 3-step MacAdam ellipse (3SDCM).

Non-Configurable BLT: Generic 0-10 volt dimming driver. Dims to 10%

Configurable BLT: available in High Efficiency (HE) versions for applications where a lower wattage (over the standard product) is required. The High Efficiency versions deliver > 130 LPW and can be specified via the Lumen Package designations in the Ordering Information below.

eldoLED driver options deliver choice of dimming range, and choices for control, while assuring flicker-free, low-current inrush, 89% efficiency and low EMI.

Optional integrated nLight® controls make each luminaire addressable - allowing it to digitally communicate with other nLight enabled controls such as dimmers, switches, occupancy sensors and photocontrols. Connection to nLight is simple. It can be accomplished with integrated nLight AIR wireless RIO, RES7 sensors, or through standard Cat-5 cabling. nLight offers unique plug-and-play convenience as devices and luminaires automatically discover each other and self-commission. nLight AIR is commissioned easily through an intuitive mobile app.

Lumen Management: Unique lumen management system (option N80) provides on board intelligence that actively manages the LED light source so that constant lumen output is maintained over the system life, preventing the energy waste created by the traditional practice of over-lighting.

Step-level dimming option allows system to be switched to 50% power for compliance with common energy codes while maintaining fixture appearance.

Driver disconnect provided where required to comply with US and Canadian codes.

SENSOR — Integrated sensor (individual control): Sensor Switch MSD7ADCX ((Passive infrared (PIR)) or MSDPDT7ADCX ((PIR/Microphonics Dual Tech (PDT)) integrated occupancy sensor/automatic dimming photocell allows the luminaire to power off when the space is unoccupied or enough ambient light is entering the space. See page 4 for more details on the integrated sensor.

Integrated Sensor (nLight Wired Networking): This sensor is nLight-enabled, meaning it has the ability to communicate over an nLight network. When wired, using CAT-5 cabling, with other nLight-enabled sensors, power packs, or WallPods, an nLight control zone is created. Once linked to a Gateway, directly or via a Bridge, the zone becomes capable of remote status monitoring and control via SensorView software. See page 4 for the nLight sensor options.

Integrated Smart Sensor (nLight Air Wireless Platform): The RES7 sensor is nLight AIR enabled, meaning it has the ability to communicate over the wireless nLight control platform. It is available with an automatic dimming photocell, and either a digital PIR or a microphonics (PDT) dual technology occupancy sensor. It pairs to other luminaires and wall switches through our mobile app, CLAIRITY, which allows for simple sensor adjustment. See page 4 for more details on the Integrated Smart Sensor.

INSTALLATION — The BLT's low profile design of only 2-3/8" provides increased installation flexibility especially in restrictive plenum applications. The BLT fits into standard 15/16" and narrow 9/16" T-grid ceiling systems.

Suitable for damp location.

For recessed mounting in hard ceiling applications, Drywall Grid Adapters (DGA) are available as an accessory. See Accessories section.

LISTINGS — CSA Certified to meet U.S. and Canadian standards. IC rated. DesignLights Consortium® (DLC) Premium qualified product. Not all versions of this product may be DLC Premium qualified. Please check the DLC Qualified Products List at www.designlights.org/QPL to confirm which versions are qualified.

WARRANTY — 5-year limited warranty. Complete warranty terms located at: www.acuitybrands.com/CustomerResources/Terms_and_conditions.aspx

NOTE: Actual performance may differ as a result of end-user environment and application. All values are design or typical values, measured under laboratory conditions at 25 °C. Specifications subject to change without notice.

Catalog Number
Notes
Type

BLT Series LED

2BLT4

2' x 4'
LED



eldoLED



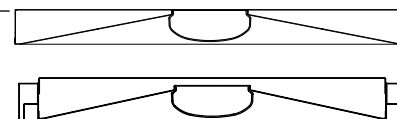
Specifications

Length: 47-3/4 (121.2)

Width: 23-3/4 (60.3)

Depth: 2-3/8 (6.0)

Depth with Air supply/return: 2-3/4 (6.9)



All dimensions are inches (centimeters) unless otherwise specified.

Multiple Diffuser Options



ADP
Curved Ribbed



ADSM
Curved Smooth



SDP
Square Ribbed



SDSM
Square Smooth

A+ Capable Luminaire

This item is an A+ capable luminaire, which has been designed and tested to provide consistent color appearance and out-of-the-box control compatibility with simple commissioning.

- All configurations of this luminaire meet the Acuity Brands' specification for chromatic consistency
- This luminaire is part of an A+ Certified solution for nLight® control networks when ordered with drivers marked by a shaded background*
- This luminaire is part of an A+ Certified solution for nLight control networks, providing advanced control functionality at the luminaire level, when selection includes driver and control options marked by a shaded background*

To learn more about A+, visit www.acuitybrands.com/aplus.

*See ordering tree for details

2BLT Volumetric Recessed Lighting 2'x4'



A+ Capable options indicated by this color background.

ORDERING INFORMATION

Lead times will vary depending on options selected. Consult with your sales representative.

Example: 2BLT4 40L ADP EZ1 LP840

2BLT4													
Series		Air function		Lumens ²		Diffuser		Voltage		Driver		Color temperature	
2BLT4	2x4 BLT	(blank) Static A Air supply/ return ¹	Standard efficiency (>100 LPW)	High efficiency^{3,4} (>130 LPW)	ADP	Curved, linear prisms	(blank)	MVOLT	EZ1	eldoLED dims to 1% (0-10 volt dimming)	LP830	82CRI, 3000 K	
					ADSM	Curved, smooth	120	120V			LP835	82CRI, 3500 K	
					SDP	Square, linear prisms	277	277V			LP840	82CRI, 4000 K	
					SDSM	Square, smooth	347	347V ⁵			LP850	82CRI, 5000 K	
					Includes trim rings to match sensed version				GZ10	Dims to 10% (0-10V dimming) ⁶	LP930	90CRI, 3000K	
					ADPT	Curved, linear prisms	LP935	90CRI, 3500K					
					ADSMT	Curved, smooth	LP940	90CRI, 4000K					
					SDPT	Square, linear prisms	LP950	90CRI, 5000K					
					SDSMT	Square, smooth							

nLight Interface		Control ¹⁰		Options	
nLight Wired		nLight Wired		Individual Control	
(blank)	no nLight [®] interface	(blank)	No sensor control	MSD7ADCX	PIR integral occupancy sensor with automatic dimming control photocell ¹²
N80	nLight with 80% lumen management	NES7	nLight™ nES 7 PIR integral occupancy sensor ¹¹		
N80EMG	nLight with 80% lumen management For use with generator supply EM power ⁸	NESPD7	nLight™ nES PDT 7 dual technology integral occupancy control ¹¹	MSDPDT7ADCX	PDT integral occupancy sensor with automatic dimming control photocell ¹²
N100	nLight without lumen management	NES7ADCX	nLight™ nES 7 ADCX PIR integral occupancy sensor with automatic dimming photocell ¹¹		
N100EMG	nLight without lumen management For use with generator supply EM power ⁸	NESPD7ADCX	nLight™ nES PDT 7 dual technology integral occupancy sensor with automatic dimming photocell ¹¹		
nLight Wireless		nLight Wireless			
(blank)	no nLight [®] interface	RES7	nLight AIR PIR integral occupancy sensor with automatic dimming photocell for Networking Capabilities		
NLTAIR2	nLight AIR Generation 2 enabled ⁹	RES7PDT	nLight AIR microphonics dual technology occupancy sensor with automatic dimming photocell		
		RIO	nLight AIR radio module without sensor		
				EL7L	700 lumen battery pack (non-CEC compliant) ¹³
				EL14L	1400 lumen battery pack (non-CEC compliant) ¹³
				EL14LSD	1400 lumen battery pack with self-diagnostic testing feature (non-CEC compliant) ^{13,14}
				E10WLCP	EM Self-Diagnostic battery pack, 10W Constant Power, CEC compliant ¹³
				CP	Chicago plenum ¹⁵
				BGTD	Bodine Generator Transfer Device ¹⁶
				PWS1836	6' pre-wire, 3/8" diameter, 18 gauge, 1 circuit
				PWS1846	6' pre-wire, 3/8" diameter, 18 gauge, 2 circuit
				PWS1846 PWSLV	Two cables: one 6' pre-wire, 3/8" diameter, 18 gauge, 2 circuits; one 6' pre-wire, 3/8" diameter, 18 gauge, purple and gray ¹⁷
				PWS1856LV	6' pre-wire, 3/8" diameter, 18 gauge, 1 circuit w/low voltage purple and grey wires ¹⁷
				GLR	Fast-blowing fuse ¹⁸
				GMF	Slow-blowing fuse ¹⁸
				NPLT	Narrow pallet
				RRL_	RELOC [®] -ready luminaire ¹⁹
				LATC	Earthquake clip
				DWAM	Anti-Microbial paint
				JP16	Job packaging
				IP5X	Gasketed diffuser compartment to meet IP5X rating ²⁰

Accessories next page

Notes

- Consult factory for airflow data.
- Approximate lumen output.
- All versions may not achieve 130+ LPW. Refer to photometry on www.acuitybrands.com.
- Air supply/return option, 90 CRI, and versions with integral sensor trim rings may not achieve 130 LPW.
- Not available with SLD, EL7L, EL14L, or E10WLCP options.
- GZ1 and GZ10 not available with any Control or Sensor options
- Not available with N80, N80EMG, N100, N100EMG, NLTAIR, or occupancy control.

- nLight EMG option requires a connection to existing nLight network. Power is provided from a separate N80 or N100 enabled fixture.
- Must order with RES7, RES7PDT, or RIO module. Only available with EZ1 driver. Not available with 85L, 100L, or 120L options.
- Must specify diffuser with trim rings. See sensor options on page 4.
- Requires N80, N80EMG, N100, or N100EMG. Only available with EZ1 driver.
- Only available with EZ1 driver option. 0-10v dimming wires not accessible via access plate.
- When using pre-wire option, use PWS1846 or PWS1846 PWSLV.
- For more information, please see the [PSSD2 specification sheet](#).

- Not available with N80, N80EMG, N100, or N100EMG.
- Must specify voltage. Requires BSE labeling, voltage specific. Consult factory for options.
- Not available with nLight wired/wireless network or individual controls.
- Must specify voltage, 120 or 277, with GLR and GFM fusing.
- For ordering logic consult [RRL_2013](#).
- Not available with air supply/return or Wired Networking (NES_) and Individual Control (MSD_) sensors.

2BLT Volumetric Recessed Lighting 2'x4'

Non-Configurable BLT								
Stock/MTO	Catalog Description *	UPC	Lumens	Wattage	LPW	Color Temperature	Voltage	Pallet Qty
Stock	2BLT4 40L ADP LP835	00190887470789	4000	31	129	3500K/82 CRI	120-277	26
	2BLT4 40L ADP LP840	00190887470765	4063	31	131	4000K/82CRI	120-277	26
	2BLT4 48L ADP LP835	00190887468656	4960	38	131	3500K/82 CRI	120-277	26
	2BLT4 48L ADP LP840	00190887468649	5039	38	133	4000K/82CRI	120-277	26
	2BLT4 40L ADP EL 14L LP835	00190887470925	4000	31	129	3500K/82 CRI	120-277	26
	2BLT4 40L ADP EL 14L LP840	00190887470918	4063	31	131	4000K/82 CRI	120-277	26
	2BLT4 48L ADP EL 14L LP835	00190887468670	4960	38	131	3500K/82 CRI	120-277	26
	2BLT4 48L ADP EL 14L LP840	00190887468663	5039	38	133	4000K/82 CRI	120-277	26
MTO	2BLT4 40L ADP 347 LP835	00193047562188	4000	31	129	3500K/82 CRI	347	26
	2BLT4 40L ADP 347 LP840	00193047059183	4063	31	131	4000K/82CRI	347	26
	2BLT4 48L ADP 347 LP835	00193047562225	4960	38	131	3500K/82 CRI	347	26
	2BLT4 48L ADP 347 LP840	00193047686426	5039	38	133	4000K/82CRI	347	26

*Generic 0-10V Dimming to 10%.

Accessories: Order as separate catalog number.	
DGA24	Drywall grid adapter for 2x4 recessed fixture
2X4SMK	Surface Mount Troffer Kit

nLight® Wired Control Accessories:

Order as separate catalog number. Visit www.acuitybrands.com/products/controls/nlight.

WallPod stations	Model number	Occupancy sensors	Model number
On/Off	nPODM [color]	Small motion 360°, ceiling (PIR / dual tech)	nCM 9 RJB / nCM PDT 9 RJB
On/Off & raise/lower	nPODM DX [color]	Large motion 360°, ceiling (PIR / dual tech)	nCM10 RJB / nCM PDT 10 RJB
Graphic touchscreen	nPOD GFX [color]	Wall switch with raise/lower	nWSX PDT LV DX [color]
Photocell controls	Model number	Cat-5 cable (plenum rated)	Model number
Full range dimming	nCM ADCX RJB	10' cable	CAT5 10FT J1
		30' cable	CAT5 30FT J1

nLight® AIR Control Accessories:

Order as separate catalog number. Visit www.acuitybrands.com/products/controls/nlightair.

Wall switches	Model number
On/Off single pole	rPODB [color] G2
On/Off two pole	rPODB 2P [color] G2
On/Off & raise/lower single pole	rPODB DX [color] G2
On/Off & raise/lower two pole	rPODB 2P DX [color] G2
On/Off & raise/lower single pole	rPODBZ DX WH G2

rCMS						Example: RCMS PDT 10 AR G2	
Series / Detection	Power Supply ¹	Occupancy Detection	Lens (Required)	Operating Mode	Generation		
RCMS nLight AIR occupancy and daylight sensor	[blank] Power Supply ordered separately PS 150 Standard 150 mA Power Supply	[blank] PIR Detection PDT Dual Tech PIR/Microphonics	10 Large Motion/ Extended Range 360° 9 Small Motion/ Extended Range 360° 6 High Bay 360° Lens	[BLANK] None AR Auxiliary Relay	G2 Generation 2 compatibility		

Replacement Parts: Order as separate catalog number.		
*249P2N	2DBLT48 ADP LENS ASSEMBLY	4 ft. replacement lens
*249P2T	2DBLT48 SDP LENS ASSEMBLY	4 ft. replacement lens
*249P30	2DBLT48 ADSM LENS ASSEMBLY	4 ft. replacement lens
*249P33	2DBLT48 ADSM LENS ASSEMBLY	4 ft. replacement lens
*237LT2	2DBLT48 ADPT LENS ASSEMBLY	4 ft. replacement lens
*237LT4	2DBLT48 SDPT LENS ASSEMBLY	4 ft. replacement lens
*237LT6	2DBLT48 ADSMT LENS ASSEMBLY	4 ft. replacement lens
*237LT8	2DBLT48 SDSMT LENS ASSEMBLY	4 ft. replacement lens
*237LTA	2DBLT48 ADPT SENSOR LENS ASSEMBLY	4 ft. replacement lens
*237M52	2DBLT48 SDPT SENSOR LENS ASSEMBLY	4 ft. replacement lens
*237M5A	2DBLT48 ADSMT SENSOR LENS ASSEMBLY	4 ft. replacement lens
*237M5L	2DBLT48 SDSMT SENSOR LENS ASSEMBLY	4 ft. replacement lens

Notes

- RCMS requires low voltage power from either RPP20 DS 24V G2 or PS150.



2BLT Volumetric Recessed Lighting 2'x4'

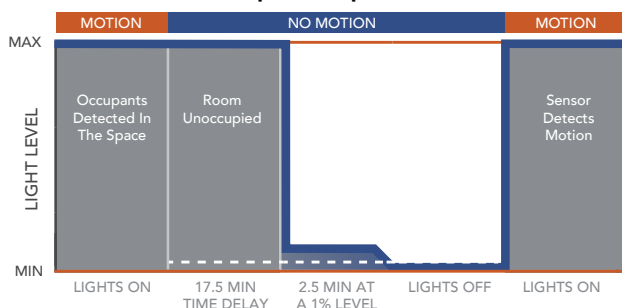
Sensor Options				
Option	Automatic Dimming Photocell	Occupancy Sensing		nLight Wired Networking
		PIR	PDT	
MSD7ADCX	X	X		
MSDPDT7ADCX	X		X	
NES7		X		X
NES7ADCX	X	X		X
NESPDT7			X	X
NESPDT7ADCX	X		X	X
RES7	X	X		X
RESPDT7	X	X	X	X

Integrated Sensor with Individual Control

The MSD7ADCX PIR occupancy sensor/automatic dimming photocell is ideal for areas without obstructions and where daylight harvesting may be desired. Suggested applications include, but not limited to, hallways, corridors, storage rooms, and breakrooms or other areas where people are typically moving.

The MSDPDT7ADCX PIR/Microphonics Dual Tech occupancy sensor/automatic dimming photocell is ideal for areas with obstructions and where daylight harvesting is desired. Suggested applications include, but not limited to, open offices, private offices, classrooms, public restrooms, and conference rooms.

Sequence of Operation

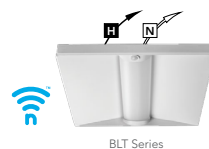
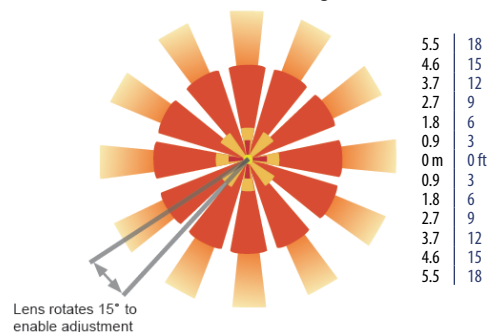


*The presetting on the automatic dimming photocell is 5fc.

Sensor Coverage Pattern Mini 360° Lens

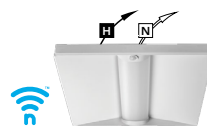
- Recommended for walking motion detection from mounting heights between 8 ft (2.44 m) and 20 ft (6.10 m)
- Initial detection of walking motion along sensor axes at distances of 2x the mounting height up to 15 ft (4.57 m) and
- 1.75x up to 20 ft (6.10 m).
- Provides 12 ft (3.66 m) radial detection of small motion when mounted at 9 ft (2.74 m)
- Initial detection will occur earlier when walking across sensor's field of view than when walking directly at sensor

9 FT Mounting



Simple as 1,2,3


1. Install the nLight® AIR fixtures with embedded smart sensor
2. Install the wireless battery-powered wall switch
3. With CLAIRITY app, pair the fixtures with the wall switch and if desired, customize the sensor settings for the desired outcome



nLight AIR rPODB 2P DX

Mobile Device

Basic nLight Zone

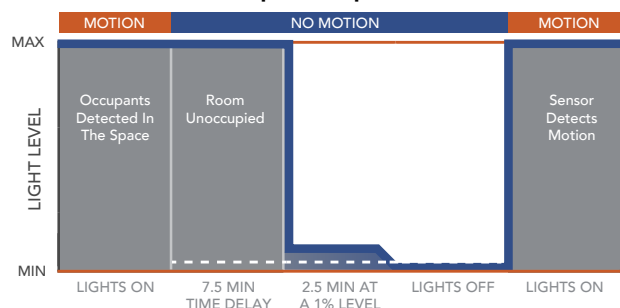


nLight Wired Networking

The nES 7 is ideal for small rooms without obstructions or areas with primarily walking motion. Ideal areas include hallways, corridors, storage rooms, and breakrooms. Additionally, the NES7ADCX includes an integrated photocell, which enables daylight harvesting controls.

For areas like restrooms, private offices, open offices, conference rooms or any space with obstructions, the nES PDT 7 dual technology sensor is recommended. The nES PDT 7 utilizes both PIR (passive infrared) and Microphonics technologies to detect occupancy. Additionally, the NESPDT7ADCX includes an integrated photocell, which enables daylight harvesting controls which is ideal for areas where windows are present.

Sequence of Operation



*The presetting on the automatic dimming photocell is 5fc.

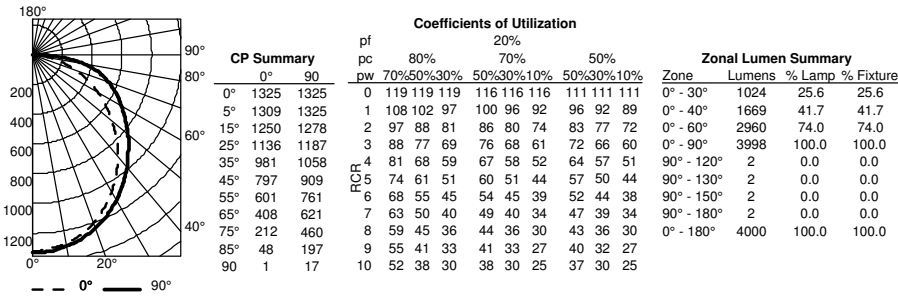
nLight AIR Wireless

nLight AIR is the ideal solution for retrofit or new construction spaces where adding additional wiring can be labor intensive and nLight AIR is available with or without an integral sensor. Integrated RES7 or RES7PDT smart sensors are part of each luminaire in the nLight AIR network, which can be grouped to control multiple luminaires. The granularity of control with the digital PIR occupancy detection and daylight sensing makes a great solution for any application.

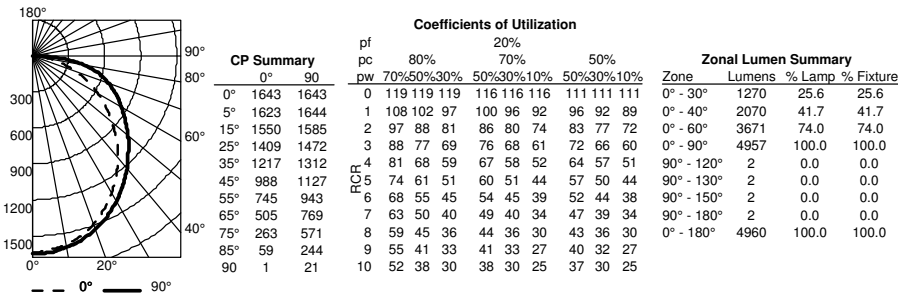
2BLT Volumetric Recessed Lighting 2'x4'

PHOTOMETRICS

2BLT4 40L ADP LP835, 4000 delivered lumens, test no. ISF36900P109, tested in accordance to IESNA LM-79

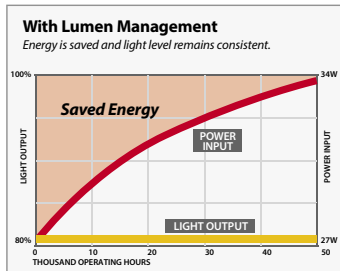
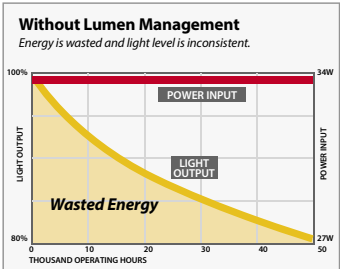


2BLT4 48L ADP LP835, 4960 delivered lumens, test no. ISF 36900P117, tested in accordance to IESNA LM-79



Constant Lumen Management

Enabled by the embedded nLight control, the BLT actively tracks its run-time and manages its light source such that constant lumen output is maintained over the system life. Referred to as lumen management, this feature eliminates the energy waste created by the traditional practice of over-lighting.



How to Estimate Delivered Lumens in Emergency Mode

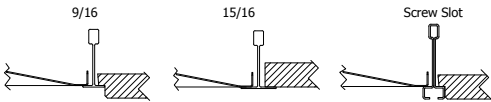
Use the formula below to estimate the delivered lumens in emergency mode

Delivered Lumens = 1.25 x P x LPW

P = Output power of emergency driver. P = 10W for E10WLCP option.

LPW = Lumen per watt rating of the luminaire. This information is available on the ABL luminaire spec sheet. LPW = Lumen per watt rating of the luminaire. LPW information available in Performance Data section.

MOUNTING DATA	
Ceiling Type	Appropriate Trim Type
Exposed grid tee (1' and 9/16")	G
Concealed grid tee	G
Plaster or plasterboard	G*



*DGA accessory available to provide ceiling trim flange and fixture support for plaster or plasterboard ceiling. Recommended rough-in dimensions for DGA installation is 24-3/4" x 48-3/4" (Tolerance is +1/8", -0").

2BLT Volumetric Recessed Lighting 2'x4'

Performance Data					
Model Number	Lumens	LPW	Watts	DLC Listing	DLC ID
2BLT4 30L ADP EZ1 (GZ1, GZ10) LP835 [All Options]	2962	127.31	23.26	Premium	PWJDEMHS
2BLT4 30L ADP EZ1 (GZ1, GZ10) LP840 [All Options]	3009.28	129.34	23.26	Premium	P18J5GLD
2BLT4 30L ADPT EZ1 (GZ1, GZ10) LP840 [All Options]	2969.16	127.62	23.26	Premium	P3HB2XSG
2BLT4 40L ADP EZ1 (GZ1, GZ10) LP835 [All Options]	4000	126.22	31.69	Premium	PDWKYXFD
2BLT4 40L ADP EZ1 (GZ1, GZ10) LP840 [All Options]	4063.86	128.23	31.69	Premium	PEYXAZWD
2BLT4 40L ADPT EZ1 (GZ1, GZ10) LP835 [All Options]	3946.66	124.53	31.69	Premium	PS63CPK6
2BLT4 40L ADPT EZ1 (GZ1, GZ10) LP840 [All Options]	4009.67	126.52	31.69	Premium	PK79UR9W
2BLT4 48L ADP EZ1 (GZ1, GZ10) LP835 [All Options]	4960	130.5	38	Premium	PJ9CK6C1
2BLT4 48L ADP EZ1 (GZ1, GZ10) LP840 [All Options]	5039.18	132.58	38	Premium	P9W2R5AK
2BLT4 48L ADPT EZ1 (GZ1, GZ10) LP835 [All Options]	4893.86	128.76	38	Premium	PPFKZU3U
2BLT4 48L ADPT EZ1 (GZ1, GZ10) LP840 [All Options]	4971.99	130.82	38	Premium	PC8HMC9
2BLT4 60L ADP EZ1 (GZ1, GZ10) LP835 [All Options]	6016	126.39	47.59	Premium	PSJ6QERM
2BLT4 60L ADP EZ1 (GZ1, GZ10) LP840 [All Options]	6112.04	128.4	47.59	Premium	PVXQXPUV
2BLT4 60L ADPT EZ1 (GZ1, GZ10) LP835 [All Options]	5935.78	124.7	47.59	Premium	PHT84BW4
2BLT4 60L ADPT EZ1 (GZ1, GZ10) LP840 [All Options]	6030.55	126.69	47.59	Premium	PXV55BC8
2BLT4 72L ADP EZ1 (GZ10) LP840 [All Options]	7360.66	125.3	58.74	Premium	PSCZ22CB
2BLT4 72L ADP GZ1 LP835 [All Options]	7245	119.07	60.84	standard	PISHTCTS
2BLT4 72L ADP GZ1 LP840 [All Options]	7360.66	120.97	60.84	standard	PBERALG7
2BLT4 72L ADPT EZ1 (GZ1, GZ10) LP835 [All Options]	7148.4	117.48	60.84	standard	PDQS3CYK
2BLT4 72L ADPT EZ1 (GZ10) LP840 [All Options]	7262.52	123.63	58.74	Premium	P2KKMMVN
2BLT4 72L ADPT GZ1 LP840 [All Options]	7262.52	119.36	60.84	standard	P10DUPC0
2BLT4 85L ADP EZ1 (GZ1, GZ10) LP835 [All Options]	8567	116.43	73.58	standard	PYD2G06V
2BLT4 85L ADP EZ1 (GZ1, GZ10) LP840 [All Options]	8703.77	118.28	73.58	standard	P8Z4IV4X
2BLT4 85L ADPT EZ1 (GZ1, GZ10) LP835 [All Options]	8452.77	114.87	73.58	standard	PTZEW3QM
2BLT4 85L ADPT EZ1 (GZ1, GZ10) LP840 [All Options]	8587.72	116.71	73.58	standard	P01DMEK9
2BLT4 100L ADP EZ1 (GZ1, GZ10) LP835 [All Options]	9837	103.14	95.36	standard	PGDES20R
2BLT4 100L ADP EZ1 (GZ1, GZ10) LP840 [All Options]	9994.04	104.79	95.36	standard	P007CHGX
2BLT4 100L ADPT EZ1 (GZ1, GZ10) LP835 [All Options]	9705.84	101.77	95.36	standard	PSZUQY7M
2BLT4 100L ADPT EZ1 (GZ1, GZ10) LP840 [All Options]	9860.79	103.39	95.36	standard	P6V6X6HY
2BLT4 120L ADP EZ1 (GZ1, GZ10) LP835 [All Options]	11709	118.18	99.07	standard	PGM4Y7DP
2BLT4 120L ADP EZ1 (GZ1, GZ10) LP840 [All Options]	11895.9	120.07	99.07	standard	P00DDCG2
2BLT4 120L ADPT EZ1 (GZ1, GZ10) LP835 [All Options]	11552.9	116.61	99.07	standard	PXM0FS09
2BLT4 120L ADPT EZ1 (GZ1, GZ10) LP840 [All Options]	11737.3	118.47	99.07	standard	PJ4GEBZM

DLC information is subject to change, for the most up-to-date information please refer to www.dlc.org. Above listings do not cover 347v or SLD.

2BLT Volumetric Recessed Lighting 2'x4'

HE Performance Data					
Model Number	Lumens	LPW	Watts	DLC Listing	DLC ID
2BLT4 30LHE ADP EZ1 (GZ1, GZ10) LP835 [All Options]	3107	135.17	22.98	Premium	P7KEICW5
2BLT4 30LHE ADP EZ1 (GZ1, GZ10) LP840 [All Options]	3156.6	137.33	22.98	Premium	PDOM06BH
2BLT4 30LHE ADPT EZ1 (GZ1, GZ10) LP835 [All Options]	3065.57	133.37	22.98	Premium	P7PZAJDZ
2BLT4 30LHE ADPT EZ1 (GZ1, GZ10) LP840 [All Options]	3114.51	135.5	22.98	Premium	P2N23EBP
2BLT4 40LHE ADP EZ1 (GZ1, GZ10) LP835 [All Options]	4085	138.56	29.48	Premium	P67P65SY
2BLT4 40LHE ADP EZ1 (GZ1, GZ10) LP840 [All Options]	4150.21	140.77	29.48	Premium	P95UQD66
2BLT4 40LHE ADPT EZ1 (GZ1, GZ10) LP835 [All Options]	4030.53	136.71	29.48	Premium	PC15DQEC
2BLT4 40LHE ADPT EZ1 (GZ1, GZ10) LP840 [All Options]	4094.88	138.89	29.48	Premium	PGRCSJ2T
2BLT4 48LHE ADP EZ1 (GZ1, GZ10) LP835 [All Options]	4770	138.16	34.52	Premium	PXBJBGN8
2BLT4 48LHE ADP EZ1 (GZ1, GZ10) LP840 [All Options]	4846.15	140.37	34.52	Premium	P5PQ5RRX
2BLT4 48LHE ADPT EZ1 (GZ1, GZ10) LP835 [All Options]	4706.4	136.32	34.52	Premium	P2NK2H33
2BLT4 48LHE ADPT EZ1 (GZ1, GZ10) LP840 [All Options]	4781.53	138.5	34.52	Premium	PK8C1321
2BLT4 60LHE ADP EZ1 (GZ1, GZ10) LP835 [All Options]	5894	135.12	43.61	Premium	PQZN176R
2BLT4 60LHE ADP EZ1 (GZ1, GZ10) LP840 [All Options]	5988.09	137.28	43.61	Premium	PG5CYJUC
2BLT4 60LHE ADPT EZ1 (GZ1, GZ10) LP835 [All Options]	5815.41	133.32	43.61	Premium	PZ72TAWM
2BLT4 60LHE ADPT EZ1 (GZ1, GZ10) LP840 [All Options]	5908.25	135.45	43.61	Premium	PRC4W72B
2BLT4 72LHE ADP EZ1 (GZ1, GZ10) LP835 [All Options]	7149	135.94	52.58	Premium	PUB38GEQ
2BLT4 72LHE ADP EZ1 (GZ1, GZ10) LP840 [All Options]	7263.13	138.11	52.58	Premium	P7GDHZTN
2BLT4 72LHE ADPT EZ1 (GZ1, GZ10) LP835 [All Options]	7053.68	134.12	52.58	Premium	P5CC2VKV
2BLT4 72LHE ADPT EZ1 (GZ1, GZ10) LP840 [All Options]	7166.29	136.26	52.58	Premium	P6P1BKDM
2BLT4 85LHE ADP EZ1 (GZ1, GZ10) LP835 [All Options]	8158	128.96	63.25	Premium	PRTW6BXW
2BLT4 85LHE ADP EZ1 (GZ1, GZ10) LP840 [All Options]	8288.24	131.02	63.25	Premium	P6H1V2D6
2BLT4 85LHE ADPT EZ1 (GZ1, GZ10) LP835 [All Options]	8049.22	127.24	63.25	Premium	P1VGSTA3
2BLT4 85LHE ADPT EZ1 (GZ1, GZ10) LP840 [All Options]	8177.73	129.27	63.25	Premium	PNSBKJ6E

DLC information is subject to change, for the most up-to-date information please refer to www.dlc.org. Above listings do not cover 347v or SLD.