




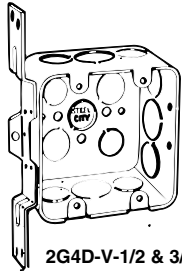
X1-1/2-1/2 & 3/4

4" Square Thru-Wall Box

Cat. No.	Knockouts		Std. Ctn.
	Ea. Side Conduit	Ea. End Conduit	
1½" deep—with conduit KOs—21.0 cubic inch capacity			
X1-1/2 & 3/4	2-½", 1-¾"	2-½", 1-¾"	25



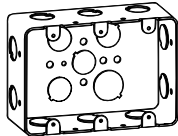
2G4D-1/2 & 3/4



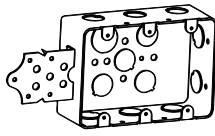
2G4D-V-1/2 & 3/4
"CV" bracket recessed ⅜"

4" Square Two-Device Boxes

Cat. No.	Brkts.	Knockouts			Std. Ctn.
		Ea. Side Conduit	Ea. End Conduit	Bottom Conduit	
2⅝" deep—with conduit KOs—30.3 cubic inch capacity					
2G4D-1/2 & 3/4	—	2-½", 1-¾"	2-½", 1-¾"	3-½", 2-¾"	25
2G4DV-1/2 & 3/4	CV	2-½", 1-¾"	2-½", 1-¾"	3-½", 2-¾"	25



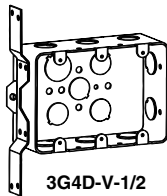
3G4D-1/2



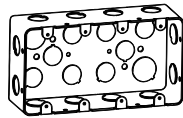
3G4D-B-1/2

3 and 4 Gang Draw-Style Device Boxes

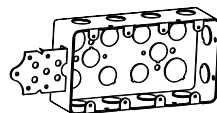
Cat. No.	Brkts.	Knockouts		Std. Ctn.
		Ea. Side Conduit	Ea. End Conduit	
2⅝" deep—3 gang – cubic inch, 4 gang – cubic inch				
3G4D-1/2	—	3-½"	2-½"	20
3G4D-B-1/2	B	3-½"	2-½"	20
3G4D-V-1/2	CV	3-½"	2-½"	20
4G4D-1/2	—	4-½"	2-½"	20
4G4D-B-1/2	B	4-½"	2-½"	20
4G4D-V-1/2	CV	4-½"	2-½"	20



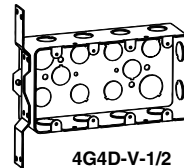
3G4D-V-1/2



4G4D-1/2



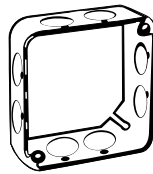
4G4D-B-1/2



4G4D-V-1/2



53151-1/2




53151-3/4

4" Square Extension Rings

Cat. No.	Knockouts		Std. Ctn.
	Ea. Side Conduit	Ea. End Conduit	
1½" deep—with conduit KOs—21.0 cubic inch capacity			
53151-1/2	3-½"	3-½"	50
53151-3/4	2-¾"	2-¾"	25
53151-1/2 & 3/4	2-½" 1-¾"	2-½" 1-¾"	50
53151-1/2 & 3/4-UB*	2-½" 1-½" & ¾"E	2-½"	50
2⅝" deep—with conduit KOs—30.3 cubic inch capacity			
53171-1/2 & 3/4*	2-½" 1-½" & ¾"E	2-½" 1-¾"	25
53171-1	2-1"	2-1"	25



53151-1/2 & 3/4



53151-1/2 & 3/4-UB**



53171-1/2 & 3/4**



53171-1

* Per U.L. 514-A, suitable for use without a bonding jumper in circuits above or below 250 volts.


** ECC, KO's on sides.

Steel City®


Square Boxes and Accessories

Pre-Fabricated Box and Cover Assemblies

- Combinations of popular boxes, brackets and covers.
- Pre-installed 10½" insulated Pigtails.
- Single and two device covers.
- Raised ½", ⅝" and ¾".
- 1½" and 2⅞" box depths.
- Save installation time.



52CM13



52CMD17




Box Support Covers

Steel City® Box Support covers combine a box-to-stud mounting bracket with a device cover in one, easy-to-use product. Designed for use with 4" square boxes, Steel City® Box Support Covers can be used with both steel and wood studs.

Cat. No.	Raised	# of Devices	Cu. In. Cap.	Std. Ctn.
½", ⅝" and ¾" Raised covers for single or two devices.				
52CM13	½"	1	3.0	25
52CM14-5/8	⅝"	1	4.0	25
52CM14	¾"	1	5.0	25
Two Device				
52CMD17	½"	2	6.3	25
52CMD18-5/8	⅝"	2	7.3	25
52CMD18	¾"	2	9.0	25

* Drawn style.

- Combines cover and bracket in one component.
- Available in one and two device versions.
- ½", ⅝" and ¾" raised covers.
- Speeds installation time.
- Needs no far side support.
- Can be used with both steel and wood stud.
- Can be used without a box as a low voltage device support.
- UL and CSA Listed. UL File #E2969. CSA File #LR5043.



52151-CM13



Box, Grounding Pigtail and Box Support Cover Pre-Fabricated Assemblies

Cat. No.	Box Type Included	Box Depth	Pigtail Type Included	Box Support Cover Included	Raised	No. of Devices	Std. Ctn.
52151-CM13	521511234EW	1½"	GSC12	52CM13	½"	1	25
52151-CM14-5/8	521511234EW	1½"	GSC12	52CM14-5/8	⅝"	1	25
52151-CM14	521511234EW	1½"	GSC12	52CM14	¾"	1	25
52151-CMD17	521511234EW	1½"	GSC12	52CMD17	½"	2	25
52151-CMD18-5/8	521511234EW	1½"	GSC12	52CMD18-5/8	⅝"	2	25
52151-CMD18	521511234EW	1½"	GSC12	52CMD18	¾"	2	25
52171-CM13	521711234E	2⅞"	GSC12	52CM13	½"	1	25
52171-CM14-5/8	521711234E	2⅞"	GSC12	52CM14-5/8	⅝"	1	25
52171-CM14	521711234E	2⅞"	GSC12	52CM14	¾"	1	25
52171-CMD17	521711234E	2⅞"	GSC12	52CMD17	½"	2	25
52171-CMD18-5/8	521711234E	2⅞"	GSC12	52CMD18-5/8	⅝"	2	25
52171-CMD18	521711234E	2⅞"	GSC12	52CMD18	¾"	2	25

- 52CM and 52CMD Box Support Covers.
- 10½" insulated Pigtail.
- One and two device covers.
- Raised ½", ⅝" and ¾".
- 1½" and 2⅞" box depths.

Thomas & Betts