

RAB | Lamps

A-Line Bulbs
Decorative Bulbs





How to order lamps from **RAB**

Our model numbers are easy to build and understand. Simply choose from the descriptions below each section of a matrix as seen below, and be sure to include any hyphens shown. No confusing, company-specific coding. Just basic logic that continues to "make it easy" for you.

A-LINE BULBS

| Bulb shape | Lamp power | Base Type | CRI | CCT | Dimmable |
|------------|--|-------------|--------|---|-------------------------------------|
| A19 | 6 | E26 | 8 | 27 | ND |
| A19 | 5* = 40W E26 6** = 40W E26 9 = 60W 10* = 60W E26 13* = 75W GU24 15* = 100W E26 16* = 100W GU24 | E26 GU24 | 8 = 80 | 27** = 2700 30 = 3000 40 = 4000 50* = 5000 | DIM = Dimmable ND = Non-Dimmable |

DECORATIVE BULBS

| Bulb shape | Lamp power | Base Type | CRI | CCT | Filament |
|---|-----------------------------------|------------|--------|--------------------------|------------------------------|
| BA11 | 3 | E26 | 9 | 27 | F - F |
| B11 = Bullet Tip BA11 = Bent Tip G16.5 = 2" Globe G25 = 3 1/8" Globe A19 = A-Line ST19† = Edison | 3 = 40W 5 = 60W 9 = 60W A19 | E12 E26 | 9 = 90 | 27 = 2700 50†† = 5000 | F-F = Frosted F-C = Clear |

PREMIUM A-LINE BULBS

| Bulb shape | Lamp power | Base Type | CRI | CCT | Dimmable |
|------------|---|-----------|--------|--|----------------|
| A19 | 9 | E26 | 9 | 35 | DIM |
| A19 A21 | 6 = 40W 9 = 60W 15 = 75W 17 = 100W | E26 | 9 = 90 | 27 = 2700 30 = 3000 40 = 4000 50 = 5000 | DIM = Dimmable |

* Dimmable ** Non-dimmable †40W only ††Globes and A-Type only

A-LINE BULBS



DECORATIVE

BULLET TIP



E12 BASE

E26 BASE

BENT TIP



E12 BASE

E26 BASE

EDISON



A19



GLOBE



E12 BASE

E26 BASE



A-Line Bulbs | Dimmable & Non-Dimmable

A-line bulbs replace conventional halogen and incandescent bulbs. RAB offers a variety of A-lines for use in commercial and residential applications.

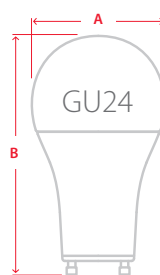
These omnidirectional, frosted bulbs are available in both dimmable and non-dimmable models, and come in several wattages, CCTs, and bases. An 80 CRI rating makes them ideal for general lighting use.

FEATURES

- 15,000-Hour lifespan**
Up to 13.7 years at 3 hours per day
- Damp rated**
Suitable for damp locations
- Use anywhere**
Suitable for use in enclosed fixtures³



DIMENSIONS



| | Dimmable | A | B | Non-Dimmable | A | B |
|-------------|----------|----------|----------|--------------|--------|---------|
| 40W (E26) | | 2 23/64" | 4 11/64" | 40W (E26) | 2 3/8" | 4 5/16" |
| 60W (E26) | | 2 23/64" | 4 11/64" | 60W (E26) | 2 3/8" | 4 5/16" |
| 75W (E26) | | 2 3/8" | 4 9/16" | | | |
| 100W (E26) | | 2 3/8" | 4 9/16" | | | |
| 60W (GU24) | | 2 3/8" | 4 5/16" | | | |
| 75W (GU24) | | 2 3/8" | 4 5/16" | | | |
| 100W (GU24) | | 2 3/8" | 4 5/16" | | | |

DIMMABLE A-LINE

| Wattage EQ | Base | Model Name | Dimmable | Energy Star | Lifespan (Hrs.) | Light Distribution | CRI ² | Lumens ² | Lamp Wattage | Efficacy ² (lm/W) | CCT | Application |
|------------|------|---------------------|----------|-------------|-----------------|--------------------|------------------|---------------------|--------------|------------------------------|------|------------------|
| 40W | E26 | A19-5-E26-8cc-DIM | Y | Y | 15K | 230° | 80 | 470 | 5.7 | 80 | ●●●● | UL Damp/Enclosed |
| 60W | E26 | A19-10-E26-8cc-DIM | Y | Y | 15K | 230° | 80 | 810 | 10 | 81 | ●●●● | UL Damp/Enclosed |
| | GU24 | A19-9-GU24-8cc-DIM | Y | Y | 15K | 230° | 80 | 820 | 9 | 80 | ●●●● | UL Damp/Enclosed |
| 75W | E26 | A19-13-E26-8cc-DIM | Y | Y | 15K | 230° | 80 | 1128 | 13 | 83 | ●●● | UL Damp/Enclosed |
| | GU24 | A19-13-GU24-8cc-DIM | Y | Y | 15K | 230° | 80 | 1128 | 13 | 87 | ●●●● | UL Damp/Enclosed |
| 100W | E26 | A19-15-E26-8cc-DIM | Y | Y | 15K | 230° | 80 | 1620 | 15 | 98 | ●●●● | UL Damp/Open |
| | GU24 | A19-16-GU24-8cc-DIM | Y | Y | 15K | 230° | 80 | 1640 | 16 | 95 | ●●●● | UL Damp/Open |

NON-DIMMABLE A-LINE

| Wattage EQ | Model Name | Base | Energy Star | Lifespan (Hrs.) | Light Distribution | CRI ² | Lumens ² | Lamp Wattage | Efficacy ² (lm/W) | CCT | Application |
|------------|------------------|------|-------------|-----------------|--------------------|------------------|---------------------|--------------|------------------------------|-----|------------------|
| 40W | A19-6-E26-8cc-ND | E26 | Y | 15K | 230° | 80 | 480 | 6 | 80 | ●● | UL Damp/Enclosed |
| 60W | A19-9-E26-8cc-ND | E26 | Y | 15K | 230° | 80 | 800 | 9 | 84 | ●●● | UL Damp/Enclosed |

Color Temperature



¹ The RAB No-Compromise warranty covers light output, color stability, driver performance and paint finish. RAB's warranty is subject to all terms and conditions found at rablighting.com/warranty.

² Margin of error +/-10%

³ 100W A19 E26 and 100W A19 GU24 can only be used in open fixtures.

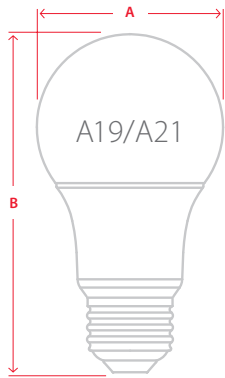
A-Line Bulbs | Premium Dimmable



Premium, dimmable A-line bulbs also replace halogen and incandescent bulbs, but have a longer lifespan and a higher, 90 CRI rating.

Our premium A-lines feature a 230° light distribution for omnidirectional light output, and a longer, 25,000-hour lifespan. Their 90 CRI produces rich and vibrant colors, making them perfect for color-critical applications in residential and retail spaces.

DIMENSIONS



| Wattage EQ | A | B |
|------------|--------|---------|
| 40W | 2 3/8" | 4 5/16" |
| 60W | 2 3/8" | 4 7/16" |
| 75W | 3" | 5 7/16" |
| 100W | 4 5/8" | 5 1/8" |

FEATURES

- 90+ CRI LIGHT** Produces rich and vibrant colors
- 25,000-Hour lifespan** Up to 22.8 years at 3 hours per day
- Damp rated** Suitable for damp locations
- Use anywhere** Suitable for use in enclosed fixtures



90+ CRI PREMIUM DIMMABLE A-LINE

| Wattage EQ | Base | Model Name | Dimmable | Energy Star | Lifespan (Hrs.) | Light Distribution | CRI ² | Lumens ² | Lamp Wattage | Efficacy ² (lm/W) | CCT | Application |
|------------|------|--------------------|----------|-------------|-----------------|--------------------|------------------|---------------------|--------------|------------------------------|------|------------------|
| 40W | E26 | A19-6-E26-9cc-DIM | Y | Y | 25K | 230° | 90 | 450 | 6 | 75 | ●●●● | UL Damp/Enclosed |
| 60W | E26 | A19-9-E26-9cc-DIM | Y | Y | 25K | 230° | 90 | 800 | 9 | 84 | ●●●● | UL Damp/Enclosed |
| 75W | E26 | A21-15-E26-9cc-DIM | Y | Y | 25K | 230° | 90 | 1,100 | 15 | 73 | ●●●● | UL Damp/Enclosed |
| 100W | E26 | A21-17-E26-9cc-DIM | Y | Y | 25K | 230° | 90 | 1,600 | 17 | 94 | ●●●● | UL Damp/Enclosed |

Color Temperature



* Does not apply to all color temperatures. See RAB Lamps catalog for details.



Decorative | Premium Clear & Frosted Filament

RAB decorative lamps were designed with both form and function in mind—they look just as great as they perform. Decoratives are available in classic designs with either exposed filaments or frosted finishes, that simulate the appearance of the conventional lamps they replace.

Transform indoor spaces with energy-efficient, low-wattage alternatives to incandescent lamps. These decorative LED lamps maintain that warm glow traditionally found in candelabras and medium-base fixtures while drastically reducing relamping expenses and labor. Exposed filament models offer an added aesthetic, and the 90 CRI rating produces rich, vibrant colors.

FEATURES

90+ CRI LIGHT 90 CRI
Produces rich and vibrant colors

15,000-Hour lifespan
Up to 13.7 years at 3 hours per day

Damp rated
Suitable for damp locations

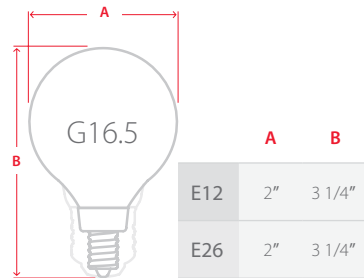
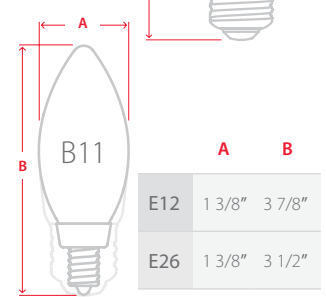
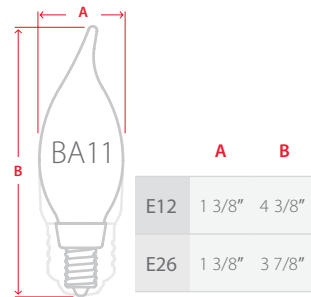
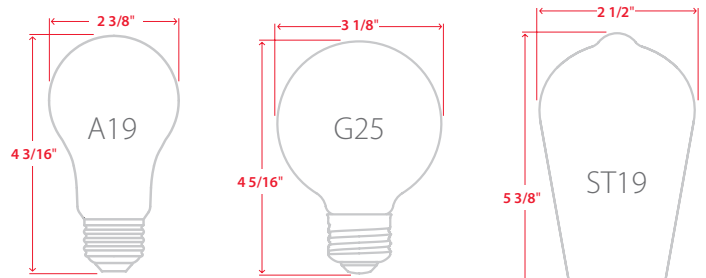
Use anywhere
Suitable for use in enclosed fixtures

Full glass design
Simulates traditional bulbs

Dimmable



DIMENSIONS





CLEAR FILAMENT

| Wattage EQ | Bulb Shape | Base | Model Name | Dimmable | Energy Star | Lifespan (Hrs.) | Light Distribution | CRI ² | Lumens ² | Lamp Wattage ² | Efficacy ² (lm/W) | CCT | Application |
|------------|------------|--------------------|---------------------|----------|-------------|-----------------|--------------------|------------------|---------------------|---------------------------|------------------------------|-------------------|-------------------|
| 40W | B11 | E12 | B11-3-E12-927-F-C | Y | Y | 15K | 360° | 90 | 300 | 3 | 91 | ● | UL Damp/ Enclosed |
| | | E26 | B11-3-E26-927-F-C | Y | Y | 15K | 360° | 90 | 300 | 3 | 91 | ● | UL Damp/ Enclosed |
| | BA11 | E12 | BA11-3-E12-927-F-C | Y | Y | 15K | 360° | 90 | 300 | 3 | 91 | ● | UL Damp/ Enclosed |
| | | E26 | BA11-3-E26-927-F-C | Y | Y | 15K | 360° | 90 | 300 | 3 | 91 | ● | UL Damp/ Enclosed |
| | G16.5 | E12 | G16.5-3-E12-9cc-F-C | Y | Y | 15K | 360° | 90 | 350 | 3 | 92 | ●● | UL Damp/ Enclosed |
| | | E26 | G16.5-3-E26-9cc-F-C | Y | Y | 15K | 360° | 90 | 350 | 3 | 92 | ●● | UL Damp/ Enclosed |
| | G25 | E26 | G25-3-E26-9cc-F-C | Y | Y | 15K | 360° | 90 | 350 | 3 | 92 | ●● | UL Damp/ Enclosed |
| | A19 | E26 | A19-5-E26-9cc-F-C | Y | Y | 15K | 360° | 90 | 450 | 5 | 90 | ●● | UL Damp/ Enclosed |
| ST19 | E26 | ST19-3-E26-927-F-C | Y | Y | 15K | 360° | 90 | 350 | 3 | 92 | ● | UL Damp/ Enclosed | |
| 60W | B11 | E12 | B11-5-E12-927-F-C | Y | Y | 15K | 360° | 90 | 500 | 5 | 91 | ● | UL Damp/ Enclosed |
| | | E26 | B11-5-E26-927-F-C | Y | Y | 15K | 360° | 90 | 500 | 5 | 91 | ● | UL Damp/ Enclosed |
| | BA11 | E12 | BA11-5-E12-927-F-C | Y | Y | 15K | 360° | 90 | 500 | 5 | 91 | ● | UL Damp/ Enclosed |
| | | E26 | BA11-5-E26-927-F-C | Y | Y | 15K | 360° | 90 | 500 | 5 | 91 | ● | UL Damp/ Enclosed |
| | A19 | E26 | A19-9-E26-9cc-F-C | Y | Y | 15K | 360° | 90 | 810 | 9 | 90 | ●● | UL Damp/ Enclosed |

Color Temperature

cc = 27 2700 ● cc = 50 5000 ●



FROSTED FILAMENT

| Wattage EQ | Bulb | Base | Model Name | Dimmable | Energy Star | Lifespan (Hrs.) | Light Distribution | CRI ² | Lumens ² | Lamp Wattage ² | Efficacy ² (lm/W) | CCT | Application |
|------------|-------|------|---------------------|----------|-------------|-----------------|--------------------|------------------|---------------------|---------------------------|------------------------------|-----|-------------------|
| 40W | B11 | E12 | B11-3-E12-927-F-F | Y | Y | 15K | 360° | 90 | 300 | 3 | 91 | ● | UL Damp/ Enclosed |
| | | E26 | B11-3-E26-927-F-F | Y | Y | 15K | 360° | 90 | 300 | 3 | 91 | ● | UL Damp/ Enclosed |
| | BA11 | E12 | BA11-3-E12-927-F-F | Y | Y | 15K | 360° | 90 | 300 | 3 | 91 | ● | UL Damp/ Enclosed |
| | | E26 | BA11-3-E26-927-F-F | Y | Y | 15K | 360° | 90 | 300 | 3 | 91 | ● | UL Damp/ Enclosed |
| | G16.5 | E12 | G16.5-3-E12-9cc-F-F | Y | Y | 15K | 360° | 90 | 350 | 3 | 92 | ●● | UL Damp/ Enclosed |
| | | E26 | G16.5-3-E26-9cc-F-F | Y | Y | 15K | 360° | 90 | 350 | 3 | 92 | ●● | UL Damp/ Enclosed |
| | G25 | E26 | G25-3-E26-9cc-F-F | Y | Y | 15K | 360° | 90 | 350 | 3 | 92 | ●● | UL Damp/ Enclosed |
| | A19 | E26 | A19-5-E26-9cc-F-F | Y | Y | 15K | 360° | 90 | 450 | 5 | 90 | ●● | UL Damp/ Enclosed |
| 60W | B11 | E12 | B11-5-E12-927-F-F | Y | Y | 15K | 360° | 90 | 500 | 5 | 91 | ● | UL Damp/ Enclosed |
| | | E26 | B11-5-E26-927-F-F | Y | Y | 15K | 360° | 90 | 500 | 5 | 91 | ● | UL Damp/ Enclosed |
| | BA11 | E12 | BA11-5-E12-927-F-F | Y | Y | 15K | 360° | 90 | 500 | 5 | 91 | ● | UL Damp/ Enclosed |
| | | E26 | BA11-5-E26-927-F-F | Y | Y | 15K | 360° | 90 | 500 | 5 | 91 | ● | UL Damp/ Enclosed |
| | A19 | E26 | A19-9-E26-9cc-F-F | Y | Y | 15K | 360° | 90 | 810 | 9 | 90 | ●● | UL Damp/ Enclosed |

Color Temperature

cc = 27 2700 ● cc = 50 5000 ●



¹ The RAB No-Compromise warranty covers light output, color stability, driver performance and paint finish. RAB's warranty is subject to all terms and conditions found at rablighting.com/warranty.

² Margin of error +/-10%

RAB | Lamps

© 2018 RAB Lighting Inc.
Northvale, New Jersey 07647
rablighting.com | sales@rablighting.com