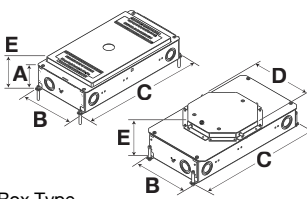




## SystemOne Recessed 2-Gang Floor Boxes and Covers, for Use In Concrete Floors

Style	Rectangular Cover		Round Cover	
				
Box Type				
Standard	<b>CFB2G30</b>	<b>CFB2G25</b>	<b>CFB2G30R</b>	<b>CFB2G25R</b>
Corrosion-Resistant (On-grade)	<b>CFB2G30CR</b>	<b>CFB2G25CR</b>	<b>CFB2G30RCR</b>	<b>CFB2G25RCR</b>
Recommended Pour Depth	3.50" (88.9)	3.00" (76.2)	3.75" (95.3)	3.25" (82.6)
Min. Depth of Pour	3.00" (76.2)	2.50" (63.5)	3.75" (95.3)	3.25" (82.6)
Adjustability	Fully	Fully	Fully	Fully
Cubic Inch (cm <sup>3</sup> ) Capacity per Gang	35.0 cu. in. (573.6 cm <sup>3</sup> )	30.0 cu. in. (491.7 cm <sup>3</sup> )	35.0 cu. in. (573.6 cm <sup>3</sup> )	30.0 cu. in. (491.7 cm <sup>3</sup> )
Dimensions – A	3.00" (76.2)	2.50" (63.5)	–	–
Dimensions – B	6.62" (168.1)	6.62" (168.1)	7.32" (185.9)	7.32" (185.9)
Dimensions – C	13.80" (350.3)	13.80" (350.3)	13.80" (350.3)	13.80" (350.3)
Dimensions – D	–	–	6.37" (161.7) TYP.	6.37" (161.7) TYP.
Dimensions – E	3.50" (88.9)	3.00" (76.2)	3.75" (95.3)	3.25" (82.6)
KO Trade Size: Ends	(4) ¾", 1", 1¼", 2"*	(4) ½", ¾", 1"	(2) ½", ¾", (2) ¾", 1", 1¼", 2"*	(2) ½", ¾", 1"
Sides	(4) ½", ¾", 1", 1¼"	(4) ½", ¾", 1"	(4) ½", ¾", 1", 1¼"	(4) ½", ¾", 1"
Bottom	(4) ½", ¾", 1", 1¼"	(4) ½", ¾", (4) 1", 1¼"	(4) ½", ¾", 1", 1¼"	(2) ½", ¾", (2) 1", 1¼"
Cover Family	Rectangular	Rectangular	Round	Round
Concrete Cover Included	✓	✓	✓	✓
2 Inch Hub Compatible	✓	–	✓	–

Note: UL File Number E31999.

\*Requires CFBHUB2 for 2" conduits.

### Rectangular Covers

- Compatible with **CFB2G25**, **CFB2G25CR**, **CFB2G30** and **CFB2G30CR**
- Two large cable egress doors and access 180° opening
- Maximum static load of 800 lbs. with 2x safety factor\*
- Surface style typical applications: Carpet, VCT
- Flush style typical applications: Tile, finished concrete and Terrazzo floors

Finish	Surface Cover Dimensions 11 <sup>1</sup> / <sub>16</sub> in. x 7 <sup>7</sup> / <sub>16</sub> in.			Flush Cover Dimensions 10 <sup>1</sup> / <sub>16</sub> in. x 6 <sup>3</sup> / <sub>16</sub> in.		
	Without Insert	With Insert	Furniture Feed (1 in. and 2 in. Plugs)	Without Insert	With Insert	Furniture Feed (1 in. and 2 in. Plugs)
Aluminum Powder Coat	<b>24GCCVRALU</b>	<b>24GCCVRALUC</b>	<b>24GFFCVRALU</b>	<b>24GTCVRALU</b>	<b>24GTCVRALUC</b>	<b>24GFFCVRALU</b>
Black Powder Coat	<b>24GCCVRBK</b>	<b>24GCCVRBKC</b>	<b>24GFFCVRBK</b>	<b>24GTCVRBK</b>	<b>24GTCVRBKC</b>	<b>24GFFCVRBK</b>
Brass Powder Coat	<b>24GCCVRBRS</b>	<b>24GCCVRBRSC</b>	<b>24GFFCVRBRS</b>	<b>24GTCVRBRS</b>	<b>24GTCVRBRSC</b>	<b>24GFFCVRBRS</b>
Bronze Powder Coat	<b>24GCCVRBRZ</b>	<b>24GCCVRBRZC</b>	<b>24GFFCVRBRZ</b>	<b>24GTCVRBRZ</b>	<b>24GTCVRBRZC</b>	<b>24GFFCVRBRZ</b>
Satin Nickel Powder Coat	<b>24GCCVRNK</b>	<b>24GCCVRNKC</b>	<b>24GFFCVRNK</b>	<b>24GTCVRNK</b>	<b>24GTCVRNKC</b>	<b>24GFFCVRNK</b>



### 6 Inch Round Covers

- Compatible with **CFB2G25R**, **CFB2G25RCR**, **CFB2G30R** and **CFB2G30RCR**
- Cover has a 7½ in. outer diameter and two large cable egress doors and access 180° opening
- Maximum static load of 1,000 lbs. with 2x safety factor\*

Finish	Flush Surface	Furniture Feed (¾ in. and 2 in. Plugs)
Brushed Aluminum	<b>CFBS1R6CVRALU</b>	<b>CFBS1R6FFCVRALU</b>
Black Powder Coat	<b>CFBS1R6CVRBLK</b>	<b>CFBS1R6FFCVRBLK</b>
Brass Plated	<b>CFBS1R6CVRBRS</b>	<b>CFBS1R6FFCVRBRS</b>
Bronze Plated	<b>CFBS1R6CVRBRZ</b>	<b>CFBS1R6FFCVRBRZ</b>
Gray Powder Coat	<b>CFBS1R6CVRGRY</b>	<b>CFBS1R6FFCVRGRY</b>
Satin Nickel Plated	<b>CFBS1R6CVRNKL</b>	<b>CFBS1R6FFCVRNKL</b>



Note: \*Load applied through a 3 in. (76mm) mandrel in center of the cover.

Dimensions in Inches (mm)