

www.greenlee.com



GREENLEE®

A Textron Company

FULL LINE PRODUCT CATALOG

HAND TOOLS

HOLEMAKING

BENDING

FISHING

CABLE PULLING

WIRE & CABLE TERMINATION

VOICE • DATA • VIDEO

TESTING & MEASUREMENT

STORAGE & MATERIAL HANDLING

HYDRAULIC PUMPS & MISCELLANEOUS

PLUMBING

There With You™

faster • safer • easier®



Greenlee Tools... Made for the Trade

Greenlee has been going strong for more than 145 years and continues to be the preferred brand of tools and equipment for the electrical contractor. Our focus, as always, has been to deliver customer-focused innovation in the form of high-quality tools that contractors rely on daily.

The result is our most complete collection of hand tools, punches, benders, pullers, testing & measuring devices, voice/data/video equipment, storage & material handling solutions, accessories and more - designed to perform on the jobsite.

With this catalog, Greenlee proudly includes pipetool technologies from Rothenberger, a recognized leader in the plumbing industry. Featuring portable threaders, shears, torches and inspection equipment, Rothenberger is a natural extension of Greenlee's existing products, designed to make your job faster, safer and easier.

There With You™
faster • safer • easier®



Table of Contents



2

New Products



3

Hand Tools



39

Holemaking



109

Bending



133

Fishing



149

Cable Pulling




183

Wire & Cable Termination



233

Voice • Data • Video



307

Testing & Measurement



359

Storage & Material Handling



379

Hydraulic Pumps & Miscellaneous



389

ROTHENBERGER Plumbing



415

Greenlee Authorized Service Centers

420

Index

NEW PRODUCTS

from Greenlee



Hand Tools

Heavy-Duty Crank Action Screwdriver	14
Stubby Square-Recess Tip Driver	17
Bottle Opener	19
Dipped Handle Adjustable Wrench	20
9-Piece Folding Hex-Key Set - Metric	21
7-Piece Combination Ratcheting Wrench Set - Metric ..	23
Combination Ratcheting Wrenches - Metric	23
Multi-Cable Cutter	25
Straight Claw Hammer	31
Journeyman's Tool Kit - Metric	37
Electrician's Tool Kit - Metric	38
Irrigation Tool Kit	38



Holemaking

Slug-Splitter SC™ Knockouts and Kits	42-44
E-Z Bore® Bits	82
Quick Connect Extensions	86
Bi-Metal Hole Saws with Stops	93



Cable Pulling

UG5 Ultra GLIDER™ Cable Pulling Lubrication System ..	151
---	-----



Wire & Cable Termination

Gator® Pro CCX Tools	185
ETS12 Battery-Powered Bolt Cutter	194
12-Ton Manual Hydraulic Crimping Tool	206
Gator® Plus Dieless Crimping Tools	211



Voice/Data/Video

802K Digital LAN Tracing Kit	255
NETcat® Pro NC-500	257
NETcat® Micro NC-100	258
920xc Handheld Singlemode otdr	288



Testing & Measurement

Adjustable Non-Contact Voltage Detector	312
Analog Multimeter	321
True RMS Clamp Meter	330



ROTHENBERGER Plumbing

Power Benders	390
Hand Threaders	391
Portable Power Threaders	391
Accessories for Hand and Power Threaders	392
Power Drives	393
Compact Threading Machines	394
Threading Accessories	397
Production Cutting Machines	398
Press Tools	399
Pliers and Pipe Wrenches	402
Tube Cutters	404
Deburring and Reaming Tools/Basin Wrenches	407
Installation Tools	408
Vices and Stands	409
Pipe Freezing	410
Soldering and Brazing Torches	410
Pipe and Drain Inspection Systems	412
Drain Cleaning Equipment	413

Hand Tools

The success of Greenlee's professional hand tools continues to grow with an even larger collection of products. Each Greenlee hand tool is "Made for the Trade" and each kit and accessory has been carefully assembled to meet the demanding requirements of today's professional electrical contractor.


FEATURED Products

14




NEW
Heavy-Duty Crank
Action Screwdriver

17



NEW
Stubby
Square-Recess
Tip Driver

23



NEW
Combination
Ratcheting Wrenches
- Metric

31



NEW
Straight Claw
Hammer



PLIERS

High Leverage Side-Cutting Pliers



- High leverage pliers design and diamond-serrated jaws for optimum cutting and gripping performance.
- Forged from chrome vanadium steel for greater durability and strength.
- Precision-machined and induction-hardened blades strengthen cutters and provide consistent performance.
- Effectively cuts hardened wire, ACSR, bolts, screws and nails.
- Through-hardened steel for longer life.
- Exceeds ASME/ANSI specifications.
- Rugged riveted construction for smooth precise action.
- Stripping hole allows for easy and convenient wire stripping of #12 AWG wire (0151-09SM & 0151-09SD only).
- The wire looping hole perfectly forms wire for threaded connections (0151-09SM & 0151-09SD only).
- Lifetime limited warranty.
- Note: This is not an insulated tool.

Molded Grip Only

- Custom grip allows area for user identification.
- Slip-proof, ergonomic molded grips for increased comfort and reduced user fatigue.
- Wider grip design provides larger load bearing area.
- Location of handle ridge allows for user to “choke up” for greater control.

Dipped Grip Only

- Double layered vinyl handles for comfort and slip resistance.
- Handles allow for easy storage of tools in pouches and tool bags.



0151-09SM



0151-09M



0151-09D



0151-09SD



MOLDED GRIP

CAT. NO.	UPC NO.	DESCRIPTION
0151-09SM	89264 N	High Leverage Side-cutting Pliers W/Stripping Hole 9" molded grip
0151-08M	54701	High Leverage Side-cutting Pliers 8" molded grip
0151-09M	54702	High Leverage Side-cutting Pliers 9" molded grip
0151-09M-CP	95925	High Leverage Side-cutting Pliers 9" Counter Pack (Qty 5)

SPECIFICATIONS	8"	9"
Overall Length	8-1/2" (21.6 cm)	9-3/8" (23.8 cm)
Weight	.87 lbs. (.04 kg)	1.13 lbs. (.51 kg)

DIPPED GRIP

CAT. NO.	UPC NO.	DESCRIPTION
0151-09SD	89262 N	High Leverage Side-cutting Pliers W/Stripping Hole 9" dipped grip
0151-08D	89263 N	High Leverage Side-cutting Pliers 8" dipped grip
0151-09D	89250 N	High Leverage Side-cutting Pliers 9" dipped grip

SPECIFICATIONS	8"	9"
Overall Length	8-1/2" (21.6 cm)	9-3/8" (23.8 cm)
Weight	.87 lbs. (.04 kg)	1.13 lbs. (.51 kg)

International Tel: +1.815.397.7070
Fax: +1.815.397.9247

Canada Tel: 800.435.0786
Fax: 800.524.2853

USA Tel: 800.435.0786
Fax: 800.451.2632

Diagonal Cutting Pliers



- Forged from chrome vanadium steel for greater durability and strength
- Precision-machined and induction-hardened blades strengthen cutters and provide consistent performance.
- Effectively cuts most hardened wire, ACSR, bolts, screws and nails.
- Through-hardened steel for longer life.
- Dual cutting edges for optimum cutting performance
- Exceeds ASME/ANSI specifications.
- Rugged riveted construction for smooth precise action.
- Lifetime limited warranty.
- Note: This is not an insulated tool.

Molded Grip Only

- Custom grip allows area for user identification.
- Flared handles for added comfort and leverage.
- Wider grip design provides larger load bearing area for user comfort.

Dipped Grip Only

- Double layered vinyl handles for comfort and slip resistance.
- Handles allow for easy storage of tools in pouches and tool bags.

0251-08M



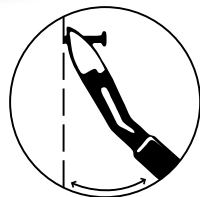
0251-08D



0251-08AM



0251-08AD



MOLDED GRIP

CAT. NO.	UPC NO.	DESCRIPTION
0251-05M	54736	Diagonal Cutting Pliers 5" Mini molded grip
0251-06M	54737	Diagonal Cutting Pliers 6" molded grip
0251-07M	54738	High Leverage Diagonal Cutting Pliers 7" molded grip
0251-08M	54739	High Leverage Diagonal Cutting Pliers 8" molded grip
0251-08M-CP	95926	High Leverage Diagonal Cutting Pliers 8" molded grip Counter Pack (Qty 5)
0251-08AM	54740	High Leverage Diagonal Cutting Pliers 8" angled molded grip

SPECIFICATIONS	5"	6"	7"	8"
Overall Length	5-1/2" (14.0 cm)	6-1/8" (15.5 cm)	7" (17.8 cm)	8-3/4" (22.2 cm)
Weight	.28 lbs. (.13 kg)	.35 lbs. (.16 kg)	.57 lbs. (.26 kg)	.85 lbs. (.39 kg)

DIPPED GRIP

CAT. NO.	UPC NO.	DESCRIPTION
0251-05D	89257	Diagonal Cutting Pliers 5" Mini dipped grip
0251-06D	89256	Diagonal Cutting Pliers 6" dipped grip
0251-07D	89255	High Leverage Diagonal Cutting Pliers 7" dipped grip
0251-08D	89254	High Leverage Diagonal Cutting Pliers 8" dipped grip
0251-08AD	89258	High Leverage Diagonal Cutting Pliers 8" angled dipped grip

SPECIFICATIONS	5"	6"	7"	8"
Overall Length	5-1/2" (14.0 cm)	6-1/8" (15.5 cm)	7" (17.8 cm)	8-3/4" (22.2 cm)
Weight	.28 lbs. (.13 kg)	.35 lbs. (.16 kg)	.57 lbs. (.26 kg)	.85 lbs. (.39 kg)

Long Nose Pliers/Side Cutting



- Forged from chrome vanadium steel for greater durability and strength.
- Effectively cuts both solid & stranded copper wire.
- Serrated jaws and hardened cutting edges for optimum cutting and gripping performance.
- Through-hardened steel for longer life.
- Exceeds ASME/ANSI specifications.
- Rugged riveted construction for smooth precise action.
- Lifetime limited warranty.
- Note: This is not an insulated tool.

Molded Grip Only

- Custom grip allows area for user identification.
- Flared handles for added comfort and leverage.
- Wider grip design provides larger load bearing area for user comfort.

Dipped Grip Only

- Double layered vinyl handles for comfort and slip resistance.
- Handles allow for easy storage of tools in pouches and tool bags.

0351-08M



0351-08D



MOLDED GRIP

CAT. NO.	UPC NO.	DESCRIPTION
0351-06M	54717	Long Nose Pliers/Side Cutting 6" molded grip
0351-07M	54718	Long Nose Pliers/Side Cutting 7" molded grip
0351-08M	54719	Long Nose Pliers/Side Cutting 8" molded grip

SPECIFICATIONS	6"	7"	8"
Overall Length	6-5/8" (16.8 cm)	7-1/8" (18.1 cm)	8-9/16" (21.7 cm)
Weight	.27 lbs. (.12 kg)	.30 lbs. (.14 kg)	.64 lbs. (.29 kg)

DIPPED GRIP

CAT. NO.	UPC NO.	DESCRIPTION
0351-06D	89253 <i>N</i>	Long Nose Pliers/Side Cutting 6" dipped grip
0351-07D	89252 <i>N</i>	Long Nose Pliers/Side Cutting 7" dipped grip
0351-08D	89251 <i>N</i>	Long Nose Pliers/Side Cutting 8" dipped grip

SPECIFICATIONS	6"	7"	8"
Overall Length	6-5/8" (16.8 cm)	7-1/8" (18.1 cm)	8-9/16" (21.7 cm)
Weight	.27 lbs. (.12 kg)	.30 lbs. (.14 kg)	.64 lbs. (.29 kg)

International Tel: +1.815.397.7070
Fax: +1.815.397.9247

Canada Tel: 800.435.0786
Fax: 800.524.2853

USA Tel: 800.435.0786
Fax: 800.451.2632

Pump Pliers



- Precision-machined and through-hardened for consistent performance and longer life.
- Right-angled teeth for gripping in both directions.
- Riveting process ensures joint integrity.
- Exceeds ASME/ANSI specifications.
- Lifetime limited warranty.
- Note: This is not an insulated tool.

Molded Grip Only

- Custom grip allows area for user identification.
- Slip-proof, ergonomic molded grip for increased comfort and reduced user fatigue.
- Wider grip design provides larger load bearing area.

Dipped Grip Only

- Double layered vinyl handles for comfort and slip resistance.
- Handles allow for easy storage of tools in pouches and tool bags.

MOLDED GRIP

CAT. NO.	UPC NO.	DESCRIPTION
0451-10M	54709	Pump Pliers 10" molded grip
0451-10M-CP	95927	Pump Pliers 10" molded grip Counter Pack (Qty 5)
0451-12M	54744	Pump Pliers 12" molded grip

SPECIFICATIONS	10"	12"
Overall Length	10" (25.4 cm)	12" (30.5 cm)
Weight	.83 lbs. (.38 kg)	1.29 lbs. (.59 kg)
Adjustment Grooves	7	7
Jaw Capacity	2" (5.1 cm)	2-1/4" (5.7 cm)

0451-10M



0451-16D



DIPPED GRIP

CAT. NO.	UPC NO.	DESCRIPTION
0451-10D	89259	N Pump Pliers 10" dipped grip
0451-12D	89260	N Pump Pliers 12" dipped grip
0451-16D	54707	Pump Pliers 16" dipped grip

SPECIFICATIONS	10"	12"	16"
Overall Length	10" (25.4 cm)	12" (30.5 cm)	16" (40.6 cm)
Weight	.83 lbs. (.38 kg)	1.29 lbs. (.59 kg)	3 lbs. (1.4 kg)
Adjustment Grooves	7	7	8
Jaw Capacity	2" (5.1 cm)	2-1/4" (5.7 cm)	4-1/4" (10.8 cm)

USA Tel: 800.435.0786
Fax: 800.451.2632

Canada Tel: 800.435.0786
Fax: 800.524.2853

International Tel: +1.815.397.7070
Fax: +1.815.397.9247

CUTTING, STRIPPING AND CRIMPING TOOLS

Pro Wire Strippers



1950



1951



1955



1956

- Strips the outer jacket off both solid and stranded wire.
- Machined stripping stations with a positive stop provide precise stripping diameters.
- Ergonomically designed, extra-long cushioned handles add superior comfort and reduce hand fatigue.
- Long curved cutter blades reduce force required by 25% and can cut NM in a single cut.
- Lock tab protects cutting edges during storage.
- Pliers nose for working with small nuts and pulling wire.
- Hole in jaws for looping wires.
- Opening stop prevents spring from disengaging.
- Cuts screws.
- Note: These are not insulated tools.

CAT. NO.	UPC NO.	DESCRIPTION
1950	06852	Pro Stripper 10-18 AWG
1951	06853	Pro Wire Stripper 22-32 AWG
1955	06857	Pro Plus Wire Stripper, 10-18 AWG
1956	10300	Pro Plus Stripper 8-16 AWG

SPECIFICATIONS

Strips	1950 & 1955 – 10-18 AWG solid, 12-20 AWG stranded; 1951 – 22-32 AWG solid, 20-30 AWG stranded; 1956 – 6-14 AWG solid, 8-16 AWG stranded
Cuts	#6-32 and #8-32 screws
Overall Length	1950 & 1951 – 7-1/4" (18.4 cm) 1955 & 1956 – 7-3/8" (18.7 cm)

Wire Stripper/Cutters



1916

- Precision ground blades ensure consistent stripping and cutting.
- Heat-treated for long life.
- Cushioned-grip vinyl handle for comfortable use.
- Serrated nose grip for wire pulling and straightening.
- Stamped from high-carbon tool steel.
- Pivot joints have hardened steel bushings.
- Rust-resistant black oxide finish.
- Note: This is not an insulated tool.

CAT. NO.	UPC NO.	DESCRIPTION
1916	31891	20-10 AWG (0.8 to 2.6 mm dia.) Solid Wire
1917	31890	26-16 AWG (0.4 to 1.3 mm dia.) Solid Wire
1918	31889	30-22 AWG (0.25 to 0.64 mm dia.) Solid Wire

SPECIFICATIONS

Capacity	PVC or THHN insulation 1916 - 20-10 AWG (0.5-6 mm ²) 1917 - 26-16 AWG (0.25-1.5 mm ²) 1918 - 30-22 AWG (0.25-.34 mm ²)
Weight	.2 lb. (.10 kg) All Models

V-Notch Wire Stripper/Cutter



1913

- Stamped from high-carbon tool steel with black oxide finish.
- Pivot joints have hardened-steel bushings.
- Vinyl cushioned grip.
- Precision-ground blades for consistent stripping and cutting.
- Adjustable settings for various wire size.
- Heat treated for long life.
- Note: This is not an insulated tool.

SPECIFICATIONS	
Capacity	30 - 10 AWG (.25 - 6 mm ²) with PVC or THHN insulation
Weight	.16 lb. (.07 kg)

CAT. NO.	UPC NO.	DESCRIPTION
1913	31894	The Terminators V-Notch Wire Stripper/Cutter
1914	31893	The Terminators V-Notch Wire Stripper/Cutter with Spring and Lock function

Automatic Wire Stripper



- Production grade wire stripper strips insulation from most smaller gauge wire.
- Strips up to 7/8" (22.2 mm) length.
- Strips PVC and THHN insulation.
- For use with solid and stranded wire.
- Note: This is not an insulated tool.

CAT. NO.	UPC NO.	DESCRIPTION
1935	37600	Automatic Wire Stripper

SPECIFICATIONS

Capacity	20 - 10 AWG (.5 mm ² - 6 mm ²) with PVC or THHN insulation
Weight	.7 lb. (.30 kg)

Kwik Stripper® Wire Stripper



- 34-10 AWG (.08-6mm²) stripping capacity.
- 12 AWG (4 mm²) solid, 10 AWG (6 mm²) stranded capacity.
- Strips and cuts flat and round cable.
- Self-adjusts to different wire gauges.
- Laminated steel blades minimize the risk of nicking conductors.
- Front entry jaws have an adjustable strip length guide.
- Lightweight reinforced nylon is chemical and corrosion resistant.
- Note: This is not an insulated tool.

CAT. NO.	UPC NO.	DESCRIPTION
45000	45000	Kwik Stripper Wire Stripper
20243	20243	Blade Cassette

Pro Wire Stripper for NM Cable



- Pliers' nose for working with small nuts and pulling wire.
- Machined stripping stations with a positive stop provide precise stripping diameters.
- Long curved cutter blades reduce force required by 25% and can cut NM in single cut.
- Hole in jaws for looping wires.
- Extra-long cushioned handles add comfort and reduce hand fatigue.
- Opening stop prevents spring from disengaging.
- Lock tab protects cutting edges during storage.
- Cuts #6-32 & #8-32 screws.
- Note: This is not an insulated tool.

CAT. NO.	UPC NO.	DESCRIPTION
1960	06854	Pro Stripper 12/2 & 14/2

SPECIFICATIONS	
Removes	NM-B outer jacket
Strips	#12 and #14 AWG solid
Cuts	#6-32 and #8-32 screws
Overall Length	7-3/4" (19.7 cm)

NM Cable Ripper



- Slits outer jacket of Romex® 10/2, 12/2, 14/2 and other non-metallic (NM) sheathed cable.
- Wire gauge on handle for identifying #6 to #14 AWG.
- Corrosion-resistant zinc plating.
- Side-entry design for end or mid-run slitting of jacket.
- Note: This is not an insulated tool.

CAT. NO.	UPC NO.	DESCRIPTION
0252-11	56300	NM Cable Ripper

SPECIFICATIONS	
Overall Length	3-5/8" (9.2 cm)
Weight	.06 lbs. (.03 kg)

Stripping/Crimping Combination Tool




- Pliers' nose avoids having to switch tools for gripping tasks.
- Extra-narrow nose for getting into tight boxes.
- Machined stripping stations with a positive stop provide precise stripping diameters.
- Wire looping holes in jaw.
- Long, curved cutter blades reduce force required by 25% and can cut NM in single cut.
- Screw cutting stations are collapsed around the pivot – 20% less force is required.
- Smooth, rounded pivot bolt won't catch in tool pouch or on other tools.
- Comfortable, cushioned grips.
- Note: This is not an insulated tool.

CAT. NO.	UPC NO.	DESCRIPTION
1927	06851	Stripping/Crimping Combination Tool

SPECIFICATIONS	
Strips	10-22 AWG solid and stranded
Crimps	10-22 AWG insulated and non-insulated terminals
Cuts	#4-40, #5-40, #6-32, #8-32, #10-24 and #10-32 screws
Overall Length	8-1/8" (20.6 cm)

Crimping/Stripping Combination Tool




- Up-front cutter for snipping hard-to-reach wires.
- Narrow nose for getting into tight boxes.
- Wire looping holes in jaw.
- Screw cutting stations are collapsed around the pivot – 20% less force is required.
- Machined stripping stations with a positive stop provide precise stripping diameters.
- Long, curved cutter blades reduce force required by 25% and can cut NM in single cut.
- Smooth, rounded pivot bolt won't catch in tool pouch or on other tools.
- Comfortable, cushioned grips.
- Note: This is not an insulated tool.

CAT. NO.	UPC NO.	DESCRIPTION
1923	06850	Crimping/Stripping Combination Tool

SPECIFICATIONS	
Strips	8-18 AWG solid, 10-22 AWG stranded
Crimps	10-22 AWG insulated and non-insulated terminals
Cuts	#4-40, #6-32, #8-32, #10-24 and #10-32 screws
Overall Length	8-1/2" (21.6 cm)

Combination Tool



- Crimp, strip and cut wire with a single tool, also cut and re-thread screws.
- Hardened alloy steel with black oxide finish.
- Pivot joints have hardened-steel bushings.
- New, softer grips.
- Precision-ground blades for fast, easy and consistent wire stripping and cutting.
- Note: This is not an insulated tool.

CAT. NO.	UPC NO.	DESCRIPTION
1921	31888	The Terminators Combination Tool

SPECIFICATIONS	
Capacity	PVC or THHN insulation Cut – 22 - 10 AWG (.34 mm ² - 6 mm ²) Strip – 22 - 10 AWG (.34 mm ² - 6 mm ²) Crimp – insulated and non insulated, 22 - 10 AWG (.34 mm ² - 6 mm ²) Terminals and Splices; 7 and 8 mm Ignition Terminals Screws – Cut & Re-thread, 10-24, 10-32, 8-32, 6-32 and 4-40
Length	8-5/8" (22.0 cm)
Weight	.5 lb. (.23 kg)

Crimping/Stripping Combination Tool



KP1022

- Two die positions permit the KP1022 to crimp both insulated and uninsulated terminals and splices
- Forged steel and hardened design provides long life
- Smooth pivot action allows tool to easily be used with one hand
- Double-cushioned handle grips are easy on the hands
- Precision machined and hardened cutter blades make wire cutting easy

CAT. NO.	UPC NO.	DESCRIPTION
KP1022	02155	Terminal Crimping Tool

SPECIFICATIONS	
Overall Length	9-1/2" (241 mm)
Weight	1.05 lbs. (.48 kg)
Insulated Terminals & Splices	10-22 AWG
Uninsulated Terminals & Splices	10-22 AWG

SCREW & NUT DRIVERS

5-Piece Screwdriver Set



0153-01C



- Heavy-duty construction for longer life.
- Handle marked for easy identification of screwdriver size, type and length.
- Precision-machined tips for accurate fastener contact.
- Strong, durable black phosphate tips prevent chipping of plating.
- High-grade, rust resistant, chrome-plated finish.
- Soft, cushioned grip for extra comfort and torque.
- Exceeds ASME/ANSI specifications.
- Lifetime limited warranty.
- Note: This is not an insulated tool.

CAT. NO.	UPC NO.	DESCRIPTION
0153-01C	56303	5-Piece Screwdriver Set
0153-01C-CP	95930	5-Piece Screwdriver Set Counter Pack (Qty 5)

SPECIFICATIONS	
Contains	3/16" x 6" Cabinet, 1/4" x 4" Keystone, 1/4" x 6" Cabinet, 5/16" x 6" Keystone & #2 x 4" Phillips
Weight	1.38 lbs. (.63 kg)

7-Piece Screwdriver Set



0153-02C



- Heavy-duty construction for longer life.
- Handle marked for easy identification of screwdriver size, type and length.
- Precision-machined tips for accurate fastener contact.
- Strong, durable black phosphate tips prevent chipping of plating.
- High-grade, rust resistant, chrome-plated finish.
- Soft, cushioned grip for extra comfort and torque.
- Exceeds ASME/ANSI specifications.
- Lifetime limited warranty.
- Note: This is not an insulated tool.

CAT. NO.	UPC NO.	DESCRIPTION
0153-02C	54661	7-Piece Screwdriver Set

SPECIFICATIONS	
Contains	3/16" x 4" Cabinet, 3/16" x 6" Cabinet, 1/4" x 4" Keystone, 1/4" x 4" Cabinet, 5/16" x 6" Keystone, #1 x 3" Phillips & #2 x 4" Phillips
Weight	1.63 lbs. (.74 kg)


USA Tel: 800.435.0786
Fax: 800.451.2632

Canada Tel: 800.435.0786
Fax: 800.524.2853

International Tel: +1.815.397.7070
Fax: +1.815.397.9247



0153-14C



- Square shank allows use of wrench or pliers for added torque.
- Handle marked for easy identification of screwdriver size, type and length.
- Rugged keystone tip for additional strength.
- Precision-machined tips for accurate fastener contact.
- Strong, durable black phosphate tips prevent chipping of plating.
- Soft, cushioned grip for extra comfort and torque.
- Exceeds ASME/ANSI specifications.
- Lifetime limited warranty.
- Note: This is not an insulated tool.

CAT. NO.	UPC NO.	DESCRIPTION: HEAVY DUTY KEYSTONE TIP-
0153-11C	54644	Square Shank 1/4" x 4" Flat Blade Screwdriver
0153-12C	54645	Square Shank 1/4" x 6" Flat Blade Screwdriver
0153-13C	54646	Square Shank 1/4" x 8" Flat Blade Screwdriver
0153-13C-CP	95929	Square Shank 1/4" x 8" Flat Blade Screwdriver Counter Pack (Qty 10)
0153-14C	54647	Square Shank 1/4" x 10" Flat Blade Screwdriver
0153-15C	56304	Square Shank 5/16" x 6" Flat Blade Screwdriver
0153-16C	56305	Square Shank 3/8" x 8" Flat Blade Screwdriver

SPECIFICATIONS	1/4" x 4"	1/4" x 6"	1/4" x 8"
Overall Length	8-11/32" (21.2 cm)	10-11/32" (26.3 cm)	12-11/32" (31.4 cm)
Weight	0.25 lbs. (.11 kg)	0.30 lbs. (.14 kg)	0.35 lbs. (.16 kg)

SPECIFICATIONS	1/4" x 10"	5/16" x 6"	3/8" x 8"
Overall Length	14-11/32" (36.4 cm)	10-15/16" (27.8 cm)	13-7/16" (34.1 cm)
Weight	0.40 lbs. (.18 kg)	0.40 lbs. (.18 kg)	0.55 lbs. (.25 kg)

Heavy-Duty Cabinet Tip Screwdriver



0153-21C



- Narrow cabinet tip for limited access applications.
- Handle marked for easy identification of screwdriver size, type and length.
- Precision-machined tips for accurate fastener contact.
- Strong, durable black phosphate tips prevent chipping of plating.
- Soft, cushioned grip for extra comfort and torque.
- Exceeds ASME/ANSI specifications.
- Lifetime limited warranty.
- Note: This is not an insulated tool.

CAT. NO.	UPC NO.	DESCRIPTION: HEAVY DUTY CABINET TIP-
0153-21C	54652	Round Shank 3/16" x 4" Flat Blade Screwdriver
0153-22C	54653	Round Shank 3/16" x 6" Flat Blade Screwdriver
0153-23C	54654	Round Shank 3/16" x 8" Flat Blade Screwdriver
0153-24C	54655	Round Shank 3/16" x 10" Flat Blade Screwdriver
0153-25C	54649	Round Shank 1/4" x 4" Flat Blade Screwdriver
0153-26C	54650	Round Shank 1/4" x 6" Flat Blade Screwdriver
0153-27C	54651	Round Shank 1/4" x 8" Flat Blade Screwdriver

SPECIFICATIONS	3/16" x 4"	3/16" x 6"	3/16" x 8"	3/16" x 10"
Overall Length	7-3/4" (19.7 cm)	9-3/4" (24.8 cm)	11-3/4" (29.8 cm)	13-3/4" (34.9 cm)
Weight	0.15 lbs. (.07 kg)	0.18 lbs. (.08 kg)	0.20 lbs. (.09 kg)	0.22 lbs. (.10 kg)

SPECIFICATIONS	1/4" x 4"	1/4" x 6"	1/4" x 8"
Overall Length	8-11/32" (21.2 cm)	10-11/32" (26.3 cm)	12-11/32" (31.4 cm)
Weight	0.25 lbs. (.11 kg)	0.30 lbs. (.14 kg)	0.35 lbs. (.16 kg)

Stubby Screwdriver



- Precision-machined tips for exact fit.
- Handle marked for easy identification of screwdriver size, type and length.
- Strong, durable black phosphate tips prevent chipping of plating.
- Soft, cushioned grip for extra comfort and torque.
- Exceeds ASME/ANSI specifications.
- Lifetime limited warranty.
- Note: This is not an insulated tool.

CAT. NO.	UPC NO.	DESCRIPTION:
0153-28C	54648	Round Shank 1/4" x 1-1/2" Flat Blade Screwdriver
0153-32C	54657	Heavy Duty Phillips Tip #2 x 1-1/2" Screwdriver

SPECIFICATIONS	1/4" x 1-1/2"	#2 x 1-1/2"
Overall Length	3" (7.6 cm)	3" (7.6 cm)
Weight	0.10 lbs. (.05 kg)	0.10 lbs. (.05 kg)

Heavy-Duty Phillips Tip Screwdriver



- Precision-machined tips for exact fit.
- Handle marked for easy identification of screwdriver size, type and length.
- Strong, durable black phosphate tips prevent chipping of plating.
- Soft, cushioned grip for extra comfort and torque.
- Exceeds ASME/ANSI specifications.
- Lifetime limited warranty.
- Note: This is not an insulated tool.

CAT. NO.	UPC NO.	DESCRIPTION
0153-31C	54656	Heavy Duty Phillips Tip #1 x 3" Screwdriver
0153-33C	54658	Heavy Duty Phillips Tip #2 x 4" Screwdriver
0153-34C	54659	Heavy Duty Phillips Tip #2 x 6" Screwdriver
0153-35C	54660	Heavy Duty Phillips Tip #3 x 6" Screwdriver
0153-36C	89213	N Heavy Duty Phillips Tip #2 x 10" Screwdriver

SPECIFICATIONS	#1 x 3"	#2 x 4"	#2 x 6"
Overall Length	6-3/4" (17.2 cm)	8-5/16" (21.1 cm)	10-5/16" (26.2 cm)
Weight	0.15 lbs. (.07 kg)	0.25 lbs. (.11 kg)	0.30 lbs. (.14 kg)

SPECIFICATIONS	#3 x 6"	#2 x 10"
Overall Length	11" (27.9 cm)	14-5/16" (36.4 cm)
Weight	0.35 lbs. (.16 kg)	0.40 lbs. (.18 kg)

Heavy-Duty Crank Action Screwdriver



NEW

0153-51C



- Rotary action allows for fast & convenient insertion of fasteners.
- Precision-machined tips for exact fit.
- Handle marked for easy identification of screwdriver size type and length.
- Strong, durable black phosphate tips prevent chipping of plating.
- Soft, cushioned grip for extra comfort and torque.
- Lifetime limited warranty.
- Note: This is not an insulated tool.

CAT. NO.	UPC NO.	DESCRIPTION
0153-51C	89211	N Cabinet Tip 3/16" x 6" Flat Blade Screwdriver
0153-52C	89212	N Cabinet Tip 1/4" x 6" Flat Blade Screwdriver
0153-53C	89209	N Phillips Tip #1 x 6" Screwdriver
0153-54C	89210	N Phillips Tip #2 x 6" Screwdriver
0353-52C	89220	N Square-Recess Tip Driver - #1 x 6"
0353-53C	89221	N Square-Recess Tip Driver - #2 x 6"

SPECIFICATIONS	3/16" x 6"	1/4" x 6"	#1 x 6"
Overall Length	9-3/4" (24.8 cm)	10-1/8" (25.7 cm)	9-11/16" (24.6 cm)
Weight	0.16 lbs. (.07 kg)	0.25 lbs. (.11 kg)	0.17 lbs. (.08 kg)

SPECIFICATIONS	#2 x 6"	#1 x 6"	#2 x 6"
Overall Length	10-1/4" (26.0 cm)	10-1/8" (25.7 cm)	10-1/8" (25.7 cm)
Weight	0.25 lbs. (.11 kg)	0.25 lbs. (.11 kg)	0.25 lbs. (.11 kg)

6-In-1 Multi-Tool



0153-42C



- Versatile multi-bit screwdriver, 6 tools in one.
- Precision machined, hardened steel bits.
- High-grade, rust resistant, chrome-plated finish.
- Soft, cushioned grip for extra comfort and torque.
- Lifetime limited warranty.
- Note: This is not an insulated tool.

CAT. NO.	UPC NO.	DESCRIPTION
0353-41C	89218	N 6-In-1 Multi-tool, Contains: #1 & #2 Square Recess, 6mm Flat-Tip & #2 Phillips and 1/4" & 5/16" Hex.
0153-42C	56308	6-In-1 Multi-tool, Contains: 3/16" & 1/4" Flat-Tip, #1 & #2 Phillips and 5/16 & 1/4" Hex.
0153-42-CP	95933	6-In-1 Multi-tool Counter Pack (Qty 5)
9953-13	56310	Replacement bits – 3/16" & 1/4" Flat-tip and #1 & #2 Phillips
9953-14	89219	N Replacement bits – #1 & #2 Square Recess and 6mm Flat Tip & #2 Phillips

SPECIFICATIONS	
Length	7-1/8" (20.6 cm)
Weight	.42 lbs. (.19 kg)
Bit Sizes	#1 & #2 Square Recess, 6mm Flat-tip, #2 Phillips and 5/16" & 1/4" Hex

International Tel: +1.815.397.7070
Fax: +1.815.397.9247

Canada Tel: 800.435.0786
Fax: 800.524.2853

USA Tel: 800.435.0786
Fax: 800.451.2632

7-Piece Nut Driver Set



0253-01C



- Rugged hollow shaft for screw clearance.
- Heavy-duty construction for longer life.
- Handle and shaft marked for easy identification of nut driver size.
- Precision sockets for accurate fastener fit.
- High-grade, rust resistant, chrome-plated finish.
- Soft, cushioned grip for extra comfort and torque.
- Exceeds ASME/ANSI specifications.
- Lifetime limited warranty.
- Note: This is not an insulated tool.


STANDARD

CAT. NO.	UPC NO.	DESCRIPTION
0253-01C	54671	7-Piece Nut Driver Set (3" Shank): Sizes 3/16", 1/4", 5/16", 11/32", 3/8", 7/16" & 1/2"

SPECIFICATIONS

Weight 1.65 lbs. (.75 kg)

METRIC

CAT. NO.	UPC NO.	DESCRIPTION
0253-02C	89225 	7-Piece Nut Driver Set (75mm Shank): Sizes 5mm, 5.5mm, 6mm, 7mm, 8mm, 9mm & 10mm

SPECIFICATIONS

Weight 1.65 lbs. (.75 kg)



USA Tel: 800.435.0786
Fax: 800.451.2632

Canada Tel: 800.435.0786
Fax: 800.524.2853

International Tel: +1.815.397.7070
Fax: +1.815.397.9247



0253-16C



- Rugged hollow shaft for bolt clearance.
- Heavy-duty construction for longer life.
- Handle color marked for easy identification of nut driver size.
- Precision sockets for accurate fastener fit.
- High-grade, rust resistant, chrome-plated finish.
- Soft, cushioned grip for extra comfort and torque.
- Exceeds ASME/ANSI specifications.
- Lifetime limited warranty.
- Note: This is not an insulated tool.

STANDARD

CAT. NO.	UPC NO.	DESCRIPTION
0253-11C	54664	Heavy-Duty Nut Driver 3/16" x 3"
0253-12C	54665	Heavy-Duty Nut Driver 1/4" x 3"
0253-13C	54666	Heavy-Duty Nut Driver 5/16" x 3"
0253-14C	54667	Heavy-Duty Nut Driver 11/32" x 3"
0253-15C	54668	Heavy-Duty Nut Driver 3/8" x 3"
0253-16C	54669	Heavy-Duty Nut Driver 7/16" x 3"
0253-17C	54670	Heavy-Duty Nut Driver 1/2" x 3-5/8"

SPECIFICATIONS	3/16" x 3"	1/4" x 3"	5/16" x 3"
Overall Length	7-5/16" (18.6 cm)	7-5/16" (18.6 cm)	7-5/16" (18.6 cm)
Weight	0.20 lbs. (.09 kg)	0.20 lbs. (.09 kg)	0.20 lbs. (.09 kg)

SPECIFICATIONS	11/32" x 3"	3/8" x 3"	7/16" x 3"	1/2" x 3-5/8"
Overall Length	7-5/16" (18.6 cm)	7-5/16" (18.6 cm)	7-5/16" (18.6 cm)	7-7/8" (20.0 cm)
Weight	0.20 lbs. (.09 kg)	0.20 lbs. (.09 kg)	0.25 lbs. (.11 kg)	0.33 lbs. (.14 kg)

METRIC

CAT. NO.	UPC NO.	DESCRIPTION
0253-33C	89228 <i>N</i>	Heavy-Duty Nut Driver 5mm x 75mm
0253-34C	89229 <i>N</i>	Heavy-Duty Nut Driver 5.5mm x 75mm
0253-35C	89230 <i>N</i>	Heavy-Duty Nut Driver 6.0mm x 75mm
0253-36C	89231 <i>N</i>	Heavy-Duty Nut Driver 7.0mm x 75mm
0253-37C	89232 <i>N</i>	Heavy-Duty Nut Driver 8.0mm x 75mm
0253-38C	89233 <i>N</i>	Heavy-Duty Nut Driver 9.0mm x 75mm
0253-39C	89234 <i>N</i>	Heavy-Duty Nut Driver 10.0mm x 75mm
0253-41C	89235 <i>N</i>	Heavy-Duty Nut Driver 11.0mm x 75mm
0253-42C	89236 <i>N</i>	Heavy-Duty Nut Driver 12.0mm x 75mm
0253-43C	89237 <i>N</i>	Heavy-Duty Nut Driver 13.0mm x 75mm

SPECIFICATIONS	5mm x 75mm	5.5mm x 75mm	6.0mm x 75mm	7.0mm x 75mm
Overall Length	7-5/16" (18.6 cm)	7-5/16" (18.6 cm)	7-5/16" (18.6 cm)	7-5/16" (18.6 cm)
Weight	0.20 lbs. (.09 kg)	0.20 lbs. (.09 kg)	0.20 lbs. (.09 kg)	0.20 lbs. (.09 kg)

SPECIFICATIONS	8.0mm x 75mm	9.0mm x 75mm	10.0mm x 75mm
Overall Length	7-5/16" (18.6 cm)	7-5/16" (18.6 cm)	7-5/16" (18.6 cm)
Weight	0.20 lbs. (.09 kg)	0.20 lbs. (.09 kg)	0.20 lbs. (.09 kg)

SPECIFICATIONS	11.0mm x 75mm	12.0mm x 75mm	13.0mm x 75mm
Overall Length	7-5/16" (18.6 cm)	7-7/8" (20.0 cm)	7-7/8" (20.0 cm)
Weight	0.20 lbs. (.09 kg)	0.33 lbs. (.14 kg)	0.33 lbs. (.14 kg)

International Tel: +1.815.397.7070
Fax: +1.815.397.9247

Canada Tel: 800.435.0786
Fax: 800.524.2853

USA Tel: 800.435.0786
Fax: 800.451.2632

4-Piece Square-Recess Tip Driver Set



0353-01C

- Precision tip for accurate fastener fit.
- Handle marked for easy identification of screwdriver size and type.
- Heavy-duty construction for longer life.
- High-grade, rust resistant, chrome-plated finish.
- Soft, cushioned grip for extra comfort and torque.
- Exceeds ASME/ANSI specifications.
- Lifetime limited warranty.
- Note: This is not an insulated tool.

CAT. NO.	UPC NO.	DESCRIPTION
0353-01C	54695	4-Piece Square-Recess Tip Driver Set, Contains - #0 x 4", #1 x 4", #2 x 4", & #3 x 4"

SPECIFICATIONS	
Weight	1.0 lbs. (.45 kg)

Square-Recess Tip Drivers



0353-13C

- Precision tip for accurate fastener fit.
- Handle marked for easy identification of screwdriver size and type.
- Heavy-duty construction for longer life.
- High-grade, rust resistant, chrome-plated finish.
- Soft, cushioned grip for extra comfort and torque.
- Exceeds ASME/ANSI specifications.
- Lifetime limited warranty.
- Note: This is not an insulated tool.

CAT. NO.	UPC NO.	DESCRIPTION
0353-11C	54688	Square-Recess Tip Driver - #0 x 4"
0353-12C	54689	Square-Recess Tip Driver - #1 x 4"
0353-13C	54691	Square-Recess Tip Driver - #2 x 4"
0353-14C	54693	Square-Recess Tip Driver - #3 x 4"
0353-21C	89214	Square-Recess Tip Driver - #0 x 8"
0353-22C	89215	Square-Recess Tip Driver - #1 x 8"
0353-23C	89216	Square-Recess Tip Driver - #2 x 8"
0353-24C	89217	Square-Recess Tip Driver - #3 x 8"

SPECIFICATIONS	#0 x 4"	#1 x 4"	#2 x 4"	#3 x 4"
Overall Length	7-3/4" (19.7 cm)	7-3/4" (19.7 cm)	8-1/4" (21.0 cm)	8-1/4" (21.0 cm)
Weight	0.20 lbs. (.09 kg)	0.20 lbs. (.09 kg)	0.30 lbs. (.14 kg)	0.30 lbs. (.14 kg)

SPECIFICATIONS	#0 x 8"	#1 x 8"	#2 x 8"	#3 x 8"
Overall Length	11-3/4" (29.8 cm)	11-3/4" (29.8 cm)	11-3/4" (29.8 cm)	11-3/4" (29.8 cm)
Weight	0.4 lbs. (.18 kg)	0.4 lbs. (.18 kg)	0.4 lbs. (.18 kg)	0.4 lbs. (.18 kg)

Stubby Square-Recess Tip Driver



NEW



0353-32C

- Precision tip for accurate fastener fit.
- Handle marked for easy identification of screwdriver size and type.
- Heavy-duty construction for longer life.
- High-grade, rust resistant, chrome-plated finish.
- Soft, cushion grip for extra comfort and torque.
- Exceeds ASME/ANSI specifications.
- Lifetime limited warranty.
- Note: This is not an insulated tool.

CAT. NO.	UPC NO.	DESCRIPTION
0353-02C	89222	2-Piece Square-Recess Tip Stubby Driver Set, Contains - #1 & #2
0353-32C	89223	Square-Recess Tip Driver - #1 x 1-1/2"
0353-33C	89224	Square-Recess Tip Driver - #2 x 1-1/2"

SPECIFICATIONS	2-Piece Set	#1 x 1 - 1/2"	#2 x 1 - 1/2"
Overall Length		3" (7.6 cm)	3" (7.6 cm)
Weight	0.22 lbs. (.1 kg)	0.11 lbs. (.05 kg)	0.11 lbs. (.05 kg)

N = NEW PRODUCT

USA Tel: 800.435.0786
Fax: 800.451.2632

Canada Tel: 800.435.0786
Fax: 800.524.2853

International Tel: +1.815.397.7070
Fax: +1.815.397.9247



0453-15C



- The industry's finest screw-holding device, available for either slotted or Phillips screws.
- Easily holds screw in place when installing in hard-to-reach locations.
- Precision tip for accurate fastener fit.
- Heavy-duty construction for longer life.
- Soft, cushioned grip for extra comfort and torque.
- Handle marked for easy identification of screwdriver size and type.
- Lifetime limited warranty.
- Note: This is not an insulated tool.

CAT. NO.	UPC NO.	DESCRIPTION:
0453-11C	56311	Screw-holding Screwdriver 3/32" x 5"
0453-12C	56312	Screw-holding Screwdriver 1/8" x 5"
0453-13C	56313	Screw-holding Screwdriver 5/32" x 5"
0453-14C	56314	Screw-holding Screwdriver 3/16" x 6"
0453-15C	56315	Screw-holding Screwdriver 1/4" x 7"
0453-16C	56316	Screw-holding Screwdriver Phillips Tip #0 x 4"
0453-17C	56317	Screw-holding Screwdriver Phillips Tip #1 x 5"
0453-18C	56318	Screw-holding Screwdriver Phillips Tip #2 x 7"

SPECIFICATIONS	3/32"	1/8"	5/32"	3/16"
Overall Length	6-5/8" (16.8 cm)	8-5/8" (21.9 cm)	8-5/8" (21.9 cm)	8-5/8" (21.9 cm)
Weight	.10 lbs. (.05 kg)	.16 lbs. (.07 kg)	.16 lbs. (.07 kg)	.16 lbs. (.07 kg)

SPECIFICATIONS	1/4"	#0	#1	#2
Overall Length	11-1/8" (28.3 cm)	6-5/8" (16.8 cm)	8-5/8" (22.0 cm)	11-1/8" (28.3 cm)
Weight	.30 lbs. (.14 kg)	.10 lbs. (.05 kg)	.16 lbs. (.07 kg)	.30 lbs. (.14 kg)

Conduit Reaming Screwdriver



9753-11C



9953-11



- Deburs ID and OD of 1/2", 3/4" and 1" thin wall conduit.
- Handle marked for easy identification.
- Hardened blade for longer life.
- Hooded, flat tip driver used to fasten EMT fittings.
- Soft, cushioned grip for extra comfort and torque.
- Replaceable blade.
- Lifetime limited warranty.
- Note: This is not an insulated tool.

CAT. NO.	UPC NO.	DESCRIPTION
9753-11C	54696	Conduit Reaming Screwdriver
9953-11	56319	Replacement blade, Conduit Reaming Screwdriver

SPECIFICATIONS	
Capacity	1/2", 3/4" and 1"
Weight	.49 lbs. (.22 kg)
Overall Length	7-7/16" (18.9 cm)

International Tel: +1.815.397.7070
Fax: +1.815.397.9247


Canada Tel: 800.435.0786
Fax: 800.524.2853

USA Tel: 800.435.0786
Fax: 800.451.2632

Scratch Awl



9753-12C



- Integrated steel endcap for durability and long life.
- Heavy-duty construction for piercing and scribing.
- High-grade, rust resistant, chrome-plated finish.
- Soft, cushioned grip for extra comfort.
- Lifetime limited warranty.
- Note: This is not an insulated tool.

CAT. NO.	UPC NO.	DESCRIPTION
9753-12C	54697	Scratch Awl 3"

SPECIFICATIONS

Overall Length	7-7/8" (20.0 cm)
Weight	.22 lbs. (.10 kg)

Bottle Opener



NEW

9753-13C



- Heavy-duty construction to handle any size job.
- High-grade, stainless steel for repeated use.
- Soft cushion grip for extra comfort during extended use.
- Handle marked for easy identification.

CAT. NO.	UPC NO.	DESCRIPTION
9753-13C	89249 N	Bottle Opener

SPECIFICATIONS

Overall Length	6-7/8" (17.5 cm)
Weight	0.22 lbs. (.1 kg)

USA Tel: 800.435.0786
Fax: 800.451.2632

Canada Tel: 800.435.0786
Fax: 800.524.2853

International Tel: +1.815.397.7070
Fax: +1.815.397.9247

ADJUSTABLE & RATCHETING WRENCHES

Composite Handle Adjustable Wrench



- Patented lightweight ergonomic design reduces user fatigue.
- Precision-machined to tight tolerances for professional feel and smooth operation.
- Wide capacity jaw design provides extra versatility.
- Measuring scale on head for easy sizing.
- Corrosion-resistant finish.
- Exceeds ASME/ANSI specifications.
- Lifetime limited warranty.
- Note: This is not an insulated tool.

CAT. NO.	UPC NO.	DESCRIPTION
0154-08C	56320	Adjustable Wrench Composite Handle 8"
0154-10C	56321	Adjustable Wrench Composite Handle 10"
0154-12C	56322	Adjustable Wrench Composite Handle 12"

SPECIFICATIONS	8"	10"	12"
Overall Length	7-7/8" (20.0 cm)	9-13/16" (24.6 cm)	11-13/16" (30.0 cm)
Weight	0.66 lbs. (.24 kg)	1.03 lbs. (.48 kg)	1.36 lbs. (.62 kg)

Dipped Handle Adjustable Wrench



- Heavy-duty construction to handle any size job.
- Double-dipped vinyl handle for user comfort and slip resistance.
- Precision-machined to tight tolerances for professional feel and smooth operation.
- Wide capacity jaw design provides extra versatility.
- Measuring scale on head for easy sizing.
- Corrosion – resistant finish.
- Exceeds ASME/ANSI specifications.
- Lifetime limited warranty.
- Note: This is not an insulated tool.

CAT. NO.	UPC NO.	DESCRIPTION
0154-06D	89275 <i>N</i>	Adjustable Wrench Dipped Handle 6"
0154-08D	89291 <i>N</i>	Adjustable Wrench Dipped Handle 8"
0154-10D	89292 <i>N</i>	Adjustable Wrench Dipped Handle 10"
0154-12D	89293 <i>N</i>	Adjustable Wrench Dipped Handle 12"

SPECIFICATIONS	6"	8"	10"	12"
Overall Length	6-7/16" (16.4 cm)	8-7/16" (21.4 cm)	10-3/8" (26.4 cm)	12-3/8" (31.4 cm)
Weight	0.35 lbs. (.16 kg)	0.8 lbs. (.36 kg)	1.17 lbs. (.53 kg)	1.9 lbs. (.86 kg)

Adjustable Wrench



- Heavy-duty construction to handle any size job.
- Precision-machined to tight tolerances for professional feel and smooth operation.
- Wide capacity jaw design provides extra versatility.
- Measuring scale on head for easy sizing.
- Corrosion-resistant finish.
- Exceeds ASME/ANSI specifications.
- Lifetime limited warranty.
- Note: This is not an insulated tool.

CAT. NO.	UPC NO.	DESCRIPTION
0154-06	89276 <i>N</i>	Adjustable Wrench 6"
0154-08	55483	Adjustable Wrench 8"
0154-10	55484	Adjustable Wrench 10"
0154-12	55485	Adjustable Wrench 12"

SPECIFICATIONS	6"	8"	10"	12"
Overall Length	6-7/16" (16.4 cm)	8-7/16" (21.4 cm)	10-3/8" (26.4 cm)	12-3/8" (31.4 cm)
Weight	0.35 lbs. (.16 kg)	0.8 lbs. (.36 kg)	1.17 lbs. (.53 kg)	1.9 lbs. (.86 kg)

9-Piece Folding Hex-Key Set - Standard



0254-11



- 9 piece set for convenience and versatility (including sizes 5/64", 3/32", 7/64", 1/8", 9/64", 5/32", 3/16", 7/32", 1/4").
- One-piece, powder-coated handle/case for corrosion resistance.
- Laser-etched sizes on case for easy identification.
- Heat-treated and tempered for extra strength and durability.
- Exceeds ASME/ANSI specifications.
- Lifetime limited warranty.
- Note: This is not an insulated tool.

CAT. NO.	UPC NO.	DESCRIPTION
0254-11	56323	9-Piece Folding Hex-key Set: Sizes - 5/64", 3/32", 7/64", 1/8", 9/64", 5/32", 3/16", 7/32" & 1/4"

SPECIFICATIONS

Overall Length	4-3/8" (11.1 cm)
Weight	0.48 lbs. (.22 kg)

9-Piece Folding Ball-End Hex-Key Set - Standard



0254-12



- 9 piece set for convenience and versatility (including sizes 5/64", 3/32", 7/64", 1/8", 9/64", 5/32", 3/16", 7/32", 1/4").
- Ball-end design allows for angled use up to 30 degrees.
- One-piece, powder-coated handle/case for corrosion resistance.
- Laser-etched sizes on case for easy identification.
- Heat-treated and tempered for extra strength and durability.
- Exceeds ASME/ANSI specifications.
- Lifetime limited warranty.
- Note: This is not an insulated tool.

CAT. NO.	UPC NO.	DESCRIPTION
0254-12	55482	9-Piece Folding Ball-end Hex-key Set: Sizes - 5/64", 3/32", 7/64", 1/8", 9/64", 5/32", 3/16", 7/32" & 1/4"

SPECIFICATIONS

Overall Length	4-3/8" (11.1 cm)
Weight	0.48 lbs. (.22 kg)

9-Piece Folding Hex-Key Set - Metric



NEW

0254-31



- 9 piece set for convenience and versatility (including sizes 1.5, 2, 2.5, 3, 4, 5, 6, 8 and 10 mm).
- One-piece, powder-coated handle/case for corrosion resistance.
- Laser-etched sizes on case for easy identification.
- Heat-treated and tempered for extra strength and durability.
- Exceeds ASME/ANSI specifications.
- Lifetime limited warranty.
- Note: This is not an insulated tool.

CAT. NO.	UPC NO.	DESCRIPTION
0254-31	89267 N	9-Piece Folding Hex-key Set: Sizes - 1.5, 2, 2.5, 3, 4, 5, 6, 8, and 10mm.

SPECIFICATIONS

Overall Length	4-3/8" (11.1 cm)
Weight	0.51 lbs. (.23 kg)



0354-01

7-Piece Combination Ratcheting Wrench Set - Standard

- Compact reversible switch allows a 15° offset of the box end for clearance of obstacles.
- "Five-degree" ratcheting design for versatility and ease of use in tight spaces.
- Polished chrome finish for superior corrosion resistance.
- Precision heads for accurate fastener fit.
- Hardened for durability and longer life.
- Exceeds ASME/ANSI specifications.
- Lifetime limited warranty.
- Note: This is not an insulated tool.

CAT. NO.	UPC NO.	DESCRIPTION
0354-01	55501	7-Piece Combination Ratcheting Wrench Set: Contains - Sizes 1/4", 5/16", 3/8", 7/16", 1/2", 9/16" & 5/8"

SPECIFICATIONS

Weight	1.25 lbs. (.57 kg)
--------	--------------------

Combination Ratcheting Wrenches - Standard



0354-15

- Compact reversible switch allows a 15° offset of the box end for clearance of obstacles.
- "Five-degree" ratcheting design for versatility and ease of use in tight spaces.
- Polished chrome finish for superior corrosion resistance.
- Precision heads for accurate fastener fit.
- Hardened for durability and longer life.
- Exceeds ASME/ANSI specifications.
- Lifetime limited warranty.
- Note: This is not an insulated tool.

SPECIFICATIONS	1/4"	5/16"	3/8"	7/16"
Overall Length	5-5/16" (13.5 cm)	5-5/16" (13.5 cm)	6-1/8" (15.9 cm)	6-1/2" (16.8 cm)
Weight	.09 lbs. (.04 kg)	.08 lbs. (.08 kg)	.12 lbs. (.05 kg)	.16 lbs. (.07 kg)

SPECIFICATIONS	1/2"	9/16"	5/8"
Overall Length	7" (18 cm)	7-3/8" (19 cm)	8-3/8" (21.6 cm)
Weight	.22 lbs. (.10 kg)	.26 lbs. (.12 kg)	.37 lbs. (.17 kg)

SPECIFICATIONS	11/16"	3/4"	13/16"
Overall Length	9-1/16" (23 cm)	9-3/4" (24.8 cm)	11-1/8" (28.3 cm)
Weight	.45 lbs. (.2 kg)	.53 lbs. (.24 kg)	.79 lbs. (.36 kg)

SPECIFICATIONS	7/8"	15/16"	1"
Overall Length	11-1/8" (28.3 cm)	12-11/16" (32.2 cm)	12-11/16" (32.2 cm)
Weight	.79 lbs. (.36 kg)	1.1 lbs. (.5 kg)	1.1 lbs. (.5 kg)

CAT. NO.	UPC NO.	DESCRIPTION
0354-11	55494	Combination Ratcheting Wrench 1/4"
0354-12	55495	Combination Ratcheting Wrench 5/16"
0354-13	55496	Combination Ratcheting Wrench 3/8"
0354-14	55497	Combination Ratcheting Wrench 7/16"
0354-15	55498	Combination Ratcheting Wrench 1/2"
0354-16	55499	Combination Ratcheting Wrench 9/16"
0354-17	55500	Combination Ratcheting Wrench 5/8"
0354-18	89268	N Combination Ratcheting Wrench 11/16"
0354-19	89269	N Combination Ratcheting Wrench 3/4"
0354-20	89270	N Combination Ratcheting Wrench 13/16"
0354-21	89271	N Combination Ratcheting Wrench 7/8"
0354-22	89272	N Combination Ratcheting Wrench 15/16"
0354-23	89273	N Combination Ratcheting Wrench 1"

7-Piece Combination Ratcheting Wrench Set - Metric



NEW

0354-02



- Compact reversible switch allows a 15° offset of the box end for clearance of obstacles.
- “Five-degree” ratcheting design for versatility and ease of use in tight spaces.
- Polished chrome finish for superior corrosion resistance.
- Precision heads for accurate fastener fit.
- Hardened for durability and longer life.
- Exceeds ASME/ANSI specifications.
- Lifetime limited warranty.
- Note: This is not an insulated tool.

CAT. NO.	UPC NO.	DESCRIPTION
0354-02	89274	N 7-Piece Combination Ratcheting Wrench Set: Contains - Sizes 7, 9, 10, 11, 13, 14, and 15 mm

SPECIFICATIONS	
Weight	1.3 lbs. (.60 kg)

Combination Ratcheting Wrenches - Metric



NEW

0354-55



- Compact reversible switch allows a 15° offset of the box end for clearance of obstacles.
- “Five-degree” ratcheting design for versatility and ease of use in tight spaces.
- Polished chrome finish for superior corrosion resistance.
- Precision heads for accurate fastener fit.
- Hardened for durability and longer life.
- Exceeds ASME/ANSI specifications.
- Lifetime limited warranty.
- Note: This is not an insulated tool.

CAT. NO.	UPC NO.	DESCRIPTION
0354-51	89277	N Combination Ratcheting Wrench 6mm
0354-52	89278	N Combination Ratcheting Wrench 7mm
0354-53	89279	N Combination Ratcheting Wrench 8mm
0354-54	89280	N Combination Ratcheting Wrench 9mm
0354-55	89281	N Combination Ratcheting Wrench 10mm
0354-56	89282	N Combination Ratcheting Wrench 11mm
0354-57	89283	N Combination Ratcheting Wrench 12mm
0354-58	89284	N Combination Ratcheting Wrench 13mm
0354-59	89285	N Combination Ratcheting Wrench 14mm
0354-60	89286	N Combination Ratcheting Wrench 15mm
0354-61	89287	N Combination Ratcheting Wrench 16mm
0354-62	89288	N Combination Ratcheting Wrench 17mm
0354-63	89289	N Combination Ratcheting Wrench 18mm
0354-64	89290	N Combination Ratcheting Wrench 19mm

SPECIFICATIONS	6mm	7mm	8mm
Overall Length	5-5/16" (13.5 cm)	5-5/16" (13.5 cm)	5-5/16" (13.5 cm)
Weight	0.08 lbs. (.04 kg)	0.09 lbs. (.04 kg)	0.08 lbs. (.04 kg)

SPECIFICATIONS	9mm	10mm	11mm
Overall Length	5-9/16" (14.1 cm)	6-3/16" (15.7 cm)	6-9/16" (16.7 cm)
Weight	0.10 lbs. (.05 kg)	0.14 lbs. (.06 kg)	0.16 lbs. (.07 kg)

SPECIFICATIONS	12mm	13mm	14mm
Overall Length	6-13/16" (17.3 cm)	7-1/16" (17.9 cm)	7-7/16" (18.9 cm)
Weight	0.18 lbs. (.08 kg)	0.22 lbs. (.1 kg)	0.27 lbs. (.12 kg)

SPECIFICATIONS	15mm	16mm	17mm
Overall Length	7-13/16" (19.8 cm)	8-7/16" (21.4 cm)	9-1/6" (23 cm)
Weight	0.31 lbs. (.14 kg)	0.35 lbs. (.16 kg)	.44 lbs. (.2 kg)

SPECIFICATIONS	18mm	19mm
Overall Length	9-3/8" (23.8 cm)	9-11/16" (24.6 cm)
Weight	0.47 lbs. (.21 kg)	0.57 lbs. (.26 kg)

Hand Tools

USA Tel: 800.435.0786
Fax: 800.451.2632

Canada Tel: 800.435.0786
Fax: 800.524.2853

International Tel: +1.815.397.7070
Fax: +1.815.397.9247

INSULATED DRIVERS

6-Piece Insulated Screwdriver Set



1000 V



- Rated to 1000 V AC/DC.
- Meets the IEC 60900 and ASTM F1505 standards.
- Heavy-duty construction for longer life.
- Precision-machined tips for accurate fastener contact.
- Strong, durable black phosphate plating prevents chipping and reduces slipping.
- Ergonomically designed handle for added comfort and torque.
- Lifetime limited warranty.

CAT. NO.	UPC NO.	DESCRIPTION
0157-011	56325	6-Piece Insulated Screwdriver Set Contains - 3/32" x 3", 5/32" x 4", 7/32" x 5", 1/4" x 6", #1 x 3-1/8" & #2 x 4"

SPECIFICATIONS

Weight	0.77 lbs. (.35 kg)
--------	--------------------

Insulated Screwdrivers



1000 V



- Rated to 1000 V AC/DC.
- Meets the IEC 60900 and ASTM F1505 standards.
- Heavy-duty construction for longer life.
- Precision-machined tips for accurate fastener contact.
- Strong, durable black phosphate plating prevents chipping and reduces slipping.
- Ergonomically designed handle for added comfort and torque.
- Lifetime limited warranty.

CAT. NO.	UPC NO.	DESCRIPTION
0157-111	56326	Insulated Screwdriver 3/32" x 3"
0157-121	56327	Insulated Screwdriver 5/32" x 4"
0157-131	56328	Insulated Screwdriver 7/32" x 5"
0157-141	56329	Insulated Screwdriver 1/4" x 6"
0157-171	56332	Insulated Screwdriver #1 x 3-1/8"
0157-181	56333	Insulated Screwdriver #2 x 4"

SPECIFICATIONS	3/32"	5/32"	7/32"
Overall Length	5-3/4" (14.6 cm)	7-7/8" (20 cm)	8-7/8" (22.6 cm)
Weight	.04 lbs. (.02 kg)	.05 lbs. (.13 kg)	.16 lbs. (.07 kg)

SPECIFICATIONS	1/4"	#1	#2
Overall Length	10-1/4" (26 cm)	7-1/8" (18.1 cm)	8-1/4" (20.6 cm)
Weight	.25 lbs. (.09 kg)	.13 lbs. (.06 kg)	.19 lbs. (.09 kg)



7-Piece Insulated Nut Driver Set



1000 V



0257-011

- Rated to 1000 V AC/DC.
- Meets the IEC 60900 and ASTM F1505 standards.
- Heavy-duty construction for longer life.
- Rugged deep well sockets for screw clearance.
- Precision heads for accurate fastener fit.
- Ergonomically designed handle for added comfort and torque.
- Lifetime limited warranty.

CAT. NO.	UPC NO.	DESCRIPTION
0257-011	54679	7-Piece Insulated Nut Driver Set: Contains - Sizes 3/16", 1/4", 5/16", 11/32", 3/8", 7/16" & 1/2"

SPECIFICATIONS

Weight	1.40 lbs. (.64 kg)
---------------	--------------------

Insulated Nut Drivers



1000 V



0257-111

- Rated to 1000 V AC/DC.
- Meets the IEC 60900 and ASTM F1505 standards.
- Heavy-duty construction for longer life.
- Rugged deep well sockets for screw clearance.
- Precision heads for accurate fastener fit.
- Ergonomically designed handle for added comfort and torque.
- Lifetime limited warranty.

CAT. NO.	UPC NO.	DESCRIPTION
0257-111	54672	Insulated Nut Driver 3/16" x 5"
0257-121	54673	Insulated Nut Driver 1/4" x 5"
0257-131	54674	Insulated Nut Driver 5/16" x 5"
0257-141	54675	Insulated Nut Driver 11/32" x 5"
0257-151	54676	Insulated Nut Driver 3/8" x 5"
0257-161	54677	Insulated Nut Driver 7/16" x 5"
0257-171	54678	Insulated Nut Driver 1/2" x 5"

SPECIFICATIONS	3/16"	1/4"	5/16"	11/32"
Overall Length	9-1/4" (23.5 cm)	9-1/4" (23.5 cm)	9-1/4" (23.5 cm)	9-1/4" (23.5 cm)
Weight	0.20 lbs. (.09 kg)	0.20 lbs. (.09 kg)	0.20 lbs. (.09 kg)	0.20 lbs. (.09 kg)

SPECIFICATIONS	3/8"	7/16"	1/2"
Overall Length	9-1/4" (23.5 cm)	9-1/4" (23.5 cm)	9-1/4" (23.5 cm)
Weight	0.20 lbs. (.09 kg)	0.20 lbs. (.09 kg)	0.20 lbs. (.09 kg)

CUTTING TOOLS

Multi-Cable Cutter

NEW



1969

- Cuts solid/stranded wire, coaxial cable and multi-conductor cable.
- Curved cutting blade reduces force required and provides a clean cut.
- Anvil cutter for solid/stranded copper wire up to 8 AWG.
- Heavy-duty cutting blades for longer life when cutting coaxial cable.
- Ergonomically designed cushioned handles add superior comfort and reduces hand fatigue.
- Opening stop prevents spring from disengaging.
- Lock tab protects cutting edges during storage.
- Note: This is not an insulated tool.

SPECIFICATIONS	
Cuts:	Solid/stranded copper wire up to 8 AWG Coaxial cable up to RG6 Quadshield Multi-conductor cable up to 1/2" (13mm) diameter Holes for shearing #6-32 and #8-32 screws
Overall Length	7" (17.8 cm)
Weight	.375 lbs. (.17 kg)

CAT. NO.	UPC NO.	DESCRIPTION
1969	23948	Multi-Cable Cutter

USA Tel: 800.435.0786
Fax: 800.451.2632

Canada Tel: 800.435.0786
Fax: 800.524.2853

International Tel: +1.815.397.7070
Fax: +1.815.397.9247

Cable Cutter



- Easily cuts heavier copper and aluminum cables up to 2/0 (70 mm²).
- Precision-ground, shear-action, curved cutting blades.
- 727 has PVC-covered, high-leverage handles for easier cuts.
- 727M has cushion grip, high-leverage handles for added comfort.
- Heat-treated for long life.
- Made of heavy-duty forged steel.
- Rust-resistant black oxide finish.
- Note: This is not an insulated tool.

CAT. NO.	UPC NO.	DESCRIPTION
727	31291	Cable Cutter
727M	12629	N Cable Cutter with Molded Grip

SPECIFICATIONS	Copper	Aluminum	Comm. Cable
Max Capacity	2/0 (70 mm ²)		
Frequent Use Capacity	#1 AWG (35 mm ²)	2/0 (70 mm ²)	100 pair
Overall Length	9-1/4" (235 mm)		
Weight	1 lb. (.45 kg)		

Utility Knife



- Over-molded for secure, comfortable grip.
- Retractable three-position blade for safety and convenience.
- Easy front-loading design provides for quick blade change.
- Blade storage in pop-up holder.
- Packaged with three heavy-duty patented serrated blades (Cat # 9952-11).
- Note: This is not an insulated tool.

CAT. NO.	UPC NO.	DESCRIPTION
0652-11	54729	Utility Knife with blades
0652-11-CP	95928	Utility Knife with blades Counter Pack (Qty 10)
9952-11	56301	Blades for 0652-11 Utility Knife, 5 pack
9952-12	89208	N Replacement blades for 0652-11 Utility Knife, 100 pack

SPECIFICATIONS	
Overall Length (closed)	6-3/16" (15.7 cm)
Weight	.44 lb. (.20 kg)

Keyhole Saw



- Integrated blade and handle design provides maximum strength.
- Ergonomic handle with non-slip grip.
- Hardened steel blade with clog-free teeth.
- Pointed tip easily punches through drywall.
- Blade cuts on both push and pull strokes.
- Hole in handle may be used for lanyard or convenient storage.
- Note: This is not an insulated tool.

CAT. NO.	UPC NO.	DESCRIPTION
301A	23641	6" Keyhole Saw

SPECIFICATIONS	
Overall Length	11-5/8" (29.5 mm)
Weight	.27 lb. (.12 kg)

Retractable Saw Set

311



- 6" blade retracts into the handle for convenience and safety.
- Quickly change blade for added versatility.
- Accepts most 6" (or shorter) standard reciprocating saw blades.
- Ergonomically designed handle allows force to be applied both on the push and pull stroke.
- Built-in blade storage area can hold 2 additional blades.
- Adjustable blade can be used at any length or the 3 hard stops can be used for aggressive sawing.
- Jab blade and a bi-metal blade included.
- U.S. Patent #D527,602.
- Note: This is not an insulated tool.

SPECIFICATIONS

Overall Length:	8-3/8"	21.3 cm (33.0 cm blade extended)
Height:	1-3/4"	4.3 cm
Width:	1-1/8"	2.8 cm
Weight:	.35 lbs.	1.6 kg

CAPACITY

Jab Blade	Drywall, Ceiling Tile, Wood
Bimetal Blade	Conduit, Metal, PVC, Plastics

CAT. NO. UPC NO. DESCRIPTION

311	13110	Retractable Saw Set
311-JAB	71945	Jab Blades

12" Heavy Duty Hack Saw



333A

- Over-molded rugged design for heavy-duty use and comfort.
- Fully-adjustable blade tension up to 30,000 psi for longer blade life and faster, accurate cuts.
- Alternative 45° blade mounting allows for flush cutting.
- Mounting for most reciprocating saw blades for extra versatility.
- Handy blade storage in tubular frame.
- Convenient front grip feature for two-handed sawing.
- Complete with bi-metal blade (12"/24 TPI).
- Lifetime limited warranty.

SPECIFICATIONS

Overall Length	15-3/4" (40.0 cm)
Weight	2.15 lbs. (.98 kg)
Blade Tension	30 KSI


CAT. NO. UPC NO. DESCRIPTION

333A	23635	12" Heavy Duty Hacksaw
333-1218	10037	12" (30.5 cm) Bi-metal Blades, 18 teeth per inch, 5 pack
333-1224	10038	12" (30.5 cm) Bi-metal Blades, 24 teeth per inch, 5 pack
333-1232	10039	12" (30.5 cm) Bi-metal Blades, 32 teeth per inch, 5 pack

PVC Saws

322-018

322-013



- "V" tooth design enables straight cuts on both push and pull saw strokes.
- Blade can be sharpened for extended use.
- Pointed blade nose makes drywall surface penetration easy.
- Ergonomic handle is interchangeable with most popular PVC saw brands.

CAT. NO. UPC NO. BLADE LENGTH DESCRIPTION

322-013	00113	13" (33.0 cm)	PVC Saw
322-018	00114	18" (45.7 cm)	PVC Saw
322-113	00115	13" (33.0 cm)	Blade for 00113
322-118	00116	18" (45.7 cm)	Blade for 00114

SPECIFICATIONS

	13"	18"
Overall Length	18.75" (47.6 cm)	23-3/4" (60.3 cm)
Weight	.69 lbs. (.31 kg)	.82 lbs. (.37 kg)

USA Tel: 800.435.0786
Fax: 800.451.2632

Canada Tel: 800.435.0786
Fax: 800.524.2853

International Tel: +1.815.397.7070
Fax: +1.815.397.9247

PVC Cutters



861

- Cuts PVC conduit, plastic pipe and rubber hose up to 1".
- Lightweight, easy to put in tool pouch.
- Replaceable stainless steel blade and tough nylon handles.

862

- Cuts 3/4" schedule 40 PVC
- Cuts 1/8" - 1-3/8" (3-35mm) O.D. flexible plastic pipe
- Diecast aluminum alloy body for added strength and blade guide for square cuts.
- Reversible blade for twice the life.
- Handle latch for safety.

CAT. NO.	UPC NO.	DESCRIPTION
861	09861	PVC Cutter for up to 1"
862	89806	N Plastic Pipe Cutter
07995	07995	Blade for 861

SPECIFICATIONS

	861	862
Capacity	Up through 1" PVC	Up through 1-3/8" O.D. Flexible Plastic Pipe
Weight	0.24 lbs. (0.11 kg)	0.36 lbs. (0.16 kg)

PVC Cutter for up to 1-1/4"



- Ratchet action for fast, easy cutting.
- Heat-treated, replaceable steel blade for long cutting life.
- Rugged metal alloy frame for durability.

CAT. NO.	UPC NO.	DESCRIPTION
864	04253	PVC Cutter for up to 1-1/4"
00355	00355	Blade Kit

SPECIFICATIONS

Capacity	Up thru 1-1/4" PVC
Weight	0.8 lbs. (0.4 kg)

PVC Cutter for up to 2"




- High-leverage compound ratchet action and long handles reduce effort.
- Heavy-duty metal frame for cutting large diameters.
- Replaceable steel blade may be sharpened.

CAT. NO.	UPC NO.	DESCRIPTION
865	09865	PVC Cutter for up to 2"
07978	07978	Blade

SPECIFICATIONS

Capacity	Up thru 2" PVC
Weight	2.5 lbs. (1.1 kg)

Flex Splitter® MC Flexible Cable/Conduit Cutter



- Cut steel or aluminum metal clad cable or conduit in seconds with a few turns of the crank.
- Thumb screw allows for easy adjustment for cable sizes from 14-2 thru 10-5.
- Spring loaded cable guide allows for quick repeat cuts.
- Easily adjust for the new MC^{ap} tight wound cable.
- Note: This is not an insulated tool.

SPECIFICATIONS

Capacity	14/2 to 10/4 BX 3/8" flexible metal conduit
Weight	1940 - 4 lbs. (1.8 kg)

CAT. NO. UPC NO. DESCRIPTION

1940	34953	Flex Splitter® Flexible Metal Conduit Center
1941-1	00288	Single Blade Replacement Blade for 1940
1941-5	33735	5 Pack Replacement Blades for 1940

EMT Conduit Cutter



- Patented cutting wheel cuts clean and eliminates the need to debur the inside of the conduit.
- Simple to use-just tighten the screw, turn the tool around the conduit, and snap the conduit in two!
- Heavy duty cast body for long life.
- Large smooth spindle knob is easy to grip and doesn't hurt your hand.
- Replaceable cutter wheel.

CAT. NO. UPC NO. DESCRIPTION

8600	11915	Conduit Cutter
11917	11917	Cutter Wheel for 8600

SPECIFICATIONS

Overall Length	FULLY OPEN - 8-1/4" (21.0 cm) • FULLY CLOSED - 7" (17.8 cm)
Weight	1.2 lb. (.55 kg)
Cutting Capacity	Cuts 1/2" and 3/4" diameter EMT electrical conduit

TAPE MEASURES, LEVELS, HAMMERS & FLASHLIGHTS

Power-Return Tape Measures

NEW



- Compact housing fits easily in the hand or pouch.
- Easy to use Click Lock holds tape securely.
- Tough ABS case with rubber over mold.
- Rigid 1" wide nylon coated blade is double-sided.
- Multi-riveted double tang foot for strength.
- 16" and 19.2" stud markings.
- 0155-7MA has Metric and English markings.
- Note: This is not an insulated tool.

CAT. NO. UPC NO. DESCRIPTION


0155-25A	12479	IN Power Return Tape Measure, double tang/sided, 25'
0155-16A	12478	IN Power Return Tape Measure, double tang/sided, 16'
0155-7MA	12477	IN Power Return Tape Measure, double tang/sided, 7.5meter

SPECIFICATIONS

	25'	7.5M	16'
Tape Width	1" (2.5 cm)	1" (2.5 cm)	1" (2.5 cm)
Weight	0.89 lbs. (.40 kg)	0.89 lbs. (.40 kg)	.64 lbs. (.29 kg)
Standout	6'	6'	6'

IN = NEW PRODUCT

Mini Magnetic Bubble Level



L77

- Professional grade level with bending offset aid.
- Mini torpedo design with handy “no-dog” attachment for bending.
- Three rare earth magnets provide superior holding strength.
- Four vial design - 0°, 90°, 45°, and 30°.
- Machined from aluminum alloy and anodized to aircraft standards.
- Compact size fits easily in tool pouch.
- Cutouts on top of level for easy view of vials.

CAT. NO.	UPC NO.	DESCRIPTION
L77	11617	Mini Magnetic Bubble Level

SPECIFICATIONS

Overall Length	5-1/2" (140 mm)
Width	3/4" (19 mm)
Height	1-1/2" (38 mm)
Weight	.22 lbs. (.10 kg)

Mini-Magnet Laser Level




L97

- Professional grade laser level.
- Mini torpedo design with handy “no dog” attachment for bending.
- Three rare earth magnets provide superior holding strength.
- Compact size with 80-plus yard range.
- Laser is capable of working on all planes.
- Four vial design - 0°, 90°, 45° and 30°.
- Cutouts on top of level for easy view of vials.
- Offsets and calculations permanently laser engraved onto level.
- V-groove on bottom for mounting on curved surface.


CAT. NO.	UPC NO.	DESCRIPTION
L97	03582	Laser Level

SPECIFICATIONS

Overall Length	5-5/8" (14.3 cm)
Width	3/4" (1.9 cm)
Height	1-3/4" (4.6 cm)
Weight	.46 lbs. (.21 kg)



Electrician's Torpedo Level



L107

- Professional grade level.
- Four open vial ports for easy viewing from all sides.
- Perfect for pipe and conduit work.
- Four rare earth magnets allow for hands-free use on metal surfaces.
- Four vial design - 0°, 30°, 45° and 90°.
- Machined from aluminum alloy and anodized to aircraft standards.
- Cutouts on top of level for easy view of vials.
- Offsets and calculations permanently laser engraved onto level.

CAT. NO.	UPC NO.	DESCRIPTION
L107	03583	Level, Torpedo

SPECIFICATIONS

Overall Length	8-1/2" (21.6 cm)
Width	3/4" (1.9 cm)
Height	1-1/4" (3.2 cm)
Weight	.34 lbs. (.16 kg)

Electrician's Hammer



0156-11

- Elongated neck and narrow striking face for use in boxes and other confined areas.
- Long straight claws designed for electrical fixture removal.
- Lightweight, durable fiberglass handle for shock resistance.
- Cushioned grip and flared handle end for user comfort and to reduce slipping.
- Exceeds ASME/ANSI specifications.
- Lifetime limited warranty.
- Note: This is not an insulated tool.

CAT. NO.	UPC NO.	DESCRIPTION
0156-11	54698	18 oz. Electrician's Hammer

SPECIFICATIONS	
Overall Length	12-1/2" (31.8 cm)
Weight	1.70 lbs. (.77 kg)

Straight Claw Hammer



NEW



0156-12

- Universal design perfect for a variety of applications.
- Lightweight, durable fiberglass handle for shock resistance.
- Cushioned grip and flared handle end for user comfort and to reduce slipping.
- Exceeds ASME/ANSI specifications.
- Lifetime limited warranty.
- Note: This is not an insulated tool.

CAT. NO.	UPC NO.	DESCRIPTION
0156-12	89266 N	16 oz. Straight Claw Hammer

SPECIFICATIONS	
Overall Length	12-3/4" (32.4 cm)
Weight	1.57 lbs. (.71 kg)

Pocket-Light Flashlight With LEDs



46500

- Made of tough ABS polycarbonate.
- Luminous tip so flashlight can be located in the dark.
- Batteries included.
- Lifetime limited warranty.
- Submersible to 500'.

CAT. NO.	UPC NO.	DESCRIPTION
46500	46500	Pocket-Light Flashlight
46533	46533	Lamp Module
46534	46534	O-Ring

Mini Pocket-Light Flashlight

46503



- Includes key ring and handy hat/clothing clip.
- Submersible to 500'.
- Batteries included.
- Made of tough ABS polycarbonate.
- Compact pocket and key chain light.

CAT. NO.	UPC NO.	DESCRIPTION
46503	46503	Mini Pocket-Light Flashlight
46533	46533	Lamp Module
46534	46534	O-Ring

TOOL BAGS, POUCHES, BELTS & WORK GLOVES

20" Electrician's Bag

0158-11



- Constructed of heavy-duty canvas for durability.
- Sixteen canvas, interior & exterior pockets for additional versatility.
- Full-grain leather bottom, sides and riveted buckle straps.
- Washer rivets for extra strength.
- Wrap around handles with reinforced stitching fully support bag bottom for heavy load capacity.
- Reinforced bottom helps retain bag shape, while protecting and supporting tools.
- Large-opening steel-framed mouth with hinge for rugged use and easy access to contents.

CAT. NO. UPC NO. DESCRIPTION

0158-11 56334 20" Electrician's Canvas Bag

SPECIFICATIONS

Dimensions L - 20" (50.8 cm), W- 12" (30.5 cm), H - 10" (25.4 cm)
Weight 4.25 lbs. (1.93 kg)

18" Heavy-Duty Multi-Pocket Bag

0158-12



- Constructed of heavy-duty nylon for longer life.
- Thirty-one multi-use reinforced pockets, inside and out help organize tools and accessories.
- Large-opening steel-framed mouth with hinge and zipper for rugged use and easy access to contents.
- Padded handles and adjustable shoulder strap for comfort and versatility.
- Large interior to easily carry power tools, fish tapes and other large tools.
- Wrap around handles with reinforced stitching fully support bag bottom for heavy load capacity.
- Elastic straps on outside of bag for levels, hammers and crowbars.

CAT. NO. UPC NO. DESCRIPTION

0158-12 56335 18" Heavy-Duty Multi-pocket Bag

SPECIFICATIONS

Dimensions L - 18" (45.7 cm), W- 11" (27.9 cm), H - 10" (25.4 cm)
Weight 3.55 lbs. (1.61 kg)

11" Cordura® Open Tool Carrier

0158-13



- Constructed of a double-layer of rugged, lightweight Cordura® fabric.*
- Versatile thirty-seven pocket and loop design keeps tools organized.
- Large square opening with snap handle allows for easy access to spacious interior and pockets.
- Box-shaped design and sturdy reinforced bottom with rubber feet prevent tipping.
- Heavy-duty box stitching with washer riveting at all stress points for extra strength and longer life.
- Padded handle, adjustable shoulder strap and additional built-in straps for extra versatility.
- Heavy-duty tape measure holder accepts and holds any size tape securely.

CAT. NO. UPC NO. DESCRIPTION

0158-13 56336 11" Cordura Open Tool Carrier

SPECIFICATIONS

Dimensions L - 11" (27.9 cm), W- 9" (22.9 cm), H - 10" (25.4 cm)
Weight 4.55 lbs. (2.07 kg)

*Cordura® is a registered trademark for durable fabric.

International Tel: +1.815.397.7070
Fax: +1.815.397.9247

Canada Tel: 800.435.0786
Fax: 800.524.2853

USA Tel: 800.435.0786
Fax: 800.451.2632

20-Pocket Tool Caddy

0158-15



- Constructed of a double-layer of rugged, lightweight Cordura® fabric.*
- Versatile twenty-pocket design easily accommodates a wide variety of professional hand tools.
- Large capacity pockets allow for easy access to contents.
- Padded handle and shoulder strap design for easy storage and the best way to carry a loaded tool pouch.
- Heavy-duty tool snap and electrical tape strap.
- Steel hammer holder loop.
- Extra versatile design may be carried using shoulder strap or handle, or worn on a tool belt.
- Heavy-Duty tape measure holder accepts and holds any size tape securely.

CAT. NO.	UPC NO.	DESCRIPTION
0158-15	56337	20-Pocket Tool Caddy

SPECIFICATIONS	
Dimensions	L - 10" (25.4 cm), W- 7" (17.8 cm), H - 13" (33.0 cm)
Weight	1.45 lbs. (.66 kg)

*Cordura® is a registered trademark for durable fabric.

Heavy-Duty 8-Pocket Leather Pouch

0258-11



- Large, divided main pocket area designed for easy storage and tool access.
- Four smaller compartments for additional tool organization.
- Washer rivets for extra strength.
- Extra large metal tool clip.
- Tapered compartments for tool stability.
- Tape chain included.
- Fits belts up to 3" wide.
- Top grain leather – won't fade or stain.
- Heavy-Duty tape measure holder accepts and holds any size tape securely.

CAT. NO.	UPC NO.	DESCRIPTION
0258-11	56339	Heavy-Duty 8-Pocket Leather Pouch

SPECIFICATIONS	
Dimensions	L - 7" (17.8 cm), W- 6" (15.2 cm), H - 10-1/2" (26.7 cm)
Weight	1.8 lbs. (.82 kg)

Heavy-Duty 5-Pocket Leather Pouch

0258-13



- Large main pocket area designed for easy storage and tool access.
- Four smaller compartments for additional tool organization.
- Washer rivets for extra strength.
- Extra large metal tool clip.
- Tapered compartments for tool stability.
- Tape chain included.
- Fits belts up to 3" wide.
- Top grain leather – won't fade or stain.
- Heavy-Duty tape measure holder accepts and holds any size tape securely.

CAT. NO.	UPC NO.	DESCRIPTION
0258-13	56340	Heavy-Duty 5-Pocket Leather Pouch

SPECIFICATIONS	
Dimensions	L - 6" (15.2 cm), W- 3-1/2" (8.9 cm), H - 11" (27.9 cm)
Weight	1.2 lbs. (.55 kg)

= NEW PRODUCT

USA Tel: 800.435.0786
Fax: 800.451.2632

Canada Tel: 800.435.0786
Fax: 800.524.2853

International Tel: +1.815.397.7070
Fax: +1.815.397.9247

Heavy-Duty 4-Pocket Leather Pouch



0258-14

- Four compact pocket areas designed for easy storage and tool access.
- Washer rivets for extra strength.
- Metal tool clip.
- Tapered compartments for tool stability.
- Tape chain included.
- Fits belts up to 3" wide.
- Top grain leather – won't fade or stain.

CAT. NO.	UPC NO.	DESCRIPTION
0258-14	56341	Heavy-Duty 4-Pocket Leather Pouch

SPECIFICATIONS

Dimensions	L - 5" (12.7 cm), W - 2-3/4" (7.1 cm), H - 9" (22.9 cm)
Weight	.43 lbs. (.82 kg)

Heavy-Duty Leather Tool Belt



9858-11

- 2" wide leather belt
- Steel roller double-pronged buckle
- Can be cut to fit 29" to 52" waist

CAT. NO.	UPC NO.	DESCRIPTION
9858-11	56347	Heavy Duty Leather Tool Belt

SPECIFICATIONS

Dimensions	L - 57" (121 cm), H - 2" (5.1 cm)
Weight	.68 lbs. (.31 kg)



Padded Tool Belt



9858-12

- 5" wide padded tool belt.
- Sturdy construction for support of heavy tool pouches.
- Foam core padding for extra comfort.
- Double layer of rugged, lightweight fabric will not rot, crack, harden or mildew.
- Steel roller double-pronged buckle.
- Made to fit 30" to 46" waist.

CAT. NO.	UPC NO.	DESCRIPTION
9858-12	56348	5" Padded Tool Belt

SPECIFICATIONS

Dimensions	L - 50" (12.7 cm), H - 5" (12.7 cm)
Weight	.93 lbs. (.42 kg)

12" Canvas Zipper Bag



0158-14

- Constructed of heavy-duty canvas for durability.
- Strong zipper for secure closing.
- Stores multiple small items or tools.

CAT. NO.	UPC NO.	DESCRIPTION
0158-14	56338	12" Canvas Zipper Bag

SPECIFICATIONS

Dimensions	L - 12" (30.5 cm), H - 7" (17.8 cm)
Weight	.17 lbs. (.08 kg)

2-Pocket Canvas Work Apron



0258-16

- 2 large pockets to hold a variety of tools and miscellaneous small items.
- Canvas waist ties.
- Double-stitched and reinforced at stress points for extra strength.
- Fits 20"-48" waist.

CAT. NO.	UPC NO.	DESCRIPTION
0258-16	56342	2-Pocket Canvas String Apron

SPECIFICATIONS

Dimensions	L - 19" (48.3 cm), H - 8-1/2" (21.6 cm)
Weight	.18 lbs. (.08 kg)

High Dexterity Gloves



0358-11L

- Tough, soft and comfortable to wear – resists shrinking, stretching and hardening.
- Wing closing wrist strap for perfect adjustments, keeping debris out and easy-on/easy-off.
- Stretch fabric for flexibility and fit with padded knuckles.
- Textured palm pads for better grip, extra wear and added durability.
- Thumb design for better flexibility and Lycra side panels for improved dexterity.
- Terry cloth thumb to remove sweat or debris from face.

CAT. NO.	UPC NO.	DESCRIPTION
0358-11XL	56343	Gloves, Mechanics XL
0358-11L	56344	Gloves, Mechanics L
0358-11M	89204 N	Gloves, Mechanics M
0358-11L-CP	95932	Gloves, Mechanics L Counter Pack (Qty 5)

SPECIFICATIONS

Weight	.20 lbs. (.09 kg)
---------------	-------------------



USA Tel: 800.435.0786
Fax: 800.451.2632

Canada Tel: 800.435.0786
Fax: 800.524.2853

International Tel: +1.815.397.7070
Fax: +1.815.397.9247

TOOL KITS

Master Electrician's Tool Kit

0159-11



- All-inclusive tool kit designed with the master electrician in mind.
- Kit Includes: 18" Heavy-Duty Multi-pocket Bag, Heavy-Duty 8-Pocket Leather Pouch, 2" Leather Tool Belt, 9" Side-Cutting Pliers, 8" Diagonal Cutting Pliers, 8" Long Nose Pliers, 10" Pump Pliers, Pro Plus Wire Stripper 10-18 AWG, NM Cable Ripper, Stripping/Crimping Combination Tool, Cable Cutter, Utility Knife, 12" Hacksaw, Keystone Tip Square Shank 1/4" x 4" Flat Blade Screwdriver, Keystone Tip Square Shank 5/16" x 6" Flat Blade Screwdriver, Cabinet Tip Round Shank 3/16" x 6" Flat Blade Screwdriver, Cabinet Tip Round Shank 1/4" x 6" Flat Blade Screwdriver, Phillips Tip #1 - 3/16" x 3" Screwdriver, Phillips Tip #2 - 1/4" x 4" Screwdriver, Screw-holding screwdriver 3/16" x 6", 3" Scratch Awl, 10" Adjustable Wrench, 9-Piece Folding Hex-Key Set, 25' Tape Measure, Torpedo Level, 18 oz. Electrician's Hammer, High dexterity gloves (L) and GT-11 Voltage tester.
- See individual product information for specifications.

CAT. NO.	UPC NO.	DESCRIPTION
0159-11	56349	Master Electrician's Tool Kit, 28 pc

SPECIFICATIONS

Weight	19.7 lbs. (8.96 kg)
---------------	---------------------

Journeyman's Tool Kit - Standard

0159-12



- Perfect kit for the journeyman electrician.
- Kit Includes: 20-Pocket Tool Caddy, GT-11 Voltage tester, Torpedo Level, 18 oz. Electrician's Hammer, 25' Tape Measure, Keystone Tip Square Shank 1/4" x 4" Flat Blade Screwdriver, Cabinet Tip Round Shank 3/16" x 6" Flat Blade Screwdriver, Phillips Tip #1 - 3/16" x 3" Screwdriver, Phillips Tip #2 - 1/4" x 4" Screwdriver, 9" Side-Cutting Pliers, 8" Diagonal Cutting Pliers, 8" Long Nose Pliers, 10" Pump Pliers, Pro Plus Wire Stripper 10-18 AWG, NM Cable Ripper, Stripping/Crimping Combination Tool and Cable Cutter.
- See individual product information for specifications.

CAT. NO.	UPC NO.	DESCRIPTION
0159-12	56350	Journeyman's Tool Kit, 17 pc

SPECIFICATIONS

Weight	9.7 lbs. (4.41 kg)
---------------	--------------------

Journeyman's Tool Kit - Metric

NEW

0159-23



- Perfect kit for the journeyman electrician.
- Kit Includes: High Leverage Side-cutting pliers 9" molded grip, High Leverage Diagonal Cutting Pliers 8" molded grip, High Leverage Long Nose Pliers/Side Cutting 8" molded grip, Pump Pliers 10" molded grip, Dual NM Cable Ripper, Heavy Duty Keystone Tip, Square Shank 1/4" x 4" Flat Blade Screwdriver, Heavy Duty Cabinet Tip, Round Shank 3/16" x 6" Flat Blade Screwdriver, Heavy Duty Phillips Tip #1 - 3/16" x 3" Screwdriver, Heavy Duty Phillips Tip #2 - 1/4" x 4" Screwdriver, 7.5m/25' Tape measure, 18 oz. Electrician's Hammer, 20 Pocket Tool Caddy, Voltage tester (for kits only), Pro Plus Wire Stripper 10-18 AWG, Stripping/Crimping Combination Tool, Cable Cutter, Torpedo Level, 4 pc Squaredrive (Robertson) Set, Square Tip Driver #0X4", Square Tip Driver #1X4", Square Tip Driver #2X4", Square Tip Driver #3X4"
- See individual product information for specifications.

CAT. NO.	UPC NO.	DESCRIPTION
0159-23	89238 NI	Journeyman's Tool Kit, Metric 21pc

SPECIFICATIONS	
Weight	13.7 lbs. (6.21 kg)

Electrician's Tool Kit - Standard

0159-13



- Perfect kit for the professional or apprentice electrician.
- Kit Includes: 2" Leather Tool Belt, 8-Pocket Leather Pouch, 25' Tape Measure, Phillips Tip #1 - 3/16" x 3" Screwdriver, Phillips Tip #2 - 1/4" x 4" Screwdriver, Cabinet Tip Round Shank 3/16" x 6" Flat Blade Screwdriver, Keystone Tip Square Shank 1/4" x 4" Flat Blade Screwdriver, Pro Plus Wire Stripper 10-18 AWG, 8" Long Nose Pliers, 10" Pump Pliers, 8" Diagonal Cutting Pliers and 9" Side-Cutting Pliers.
- See individual product information for specifications.

CAT. NO.	UPC NO.	DESCRIPTION
0159-13	56351	Electrician's Tool Kit - Standard, 12 pc

SPECIFICATIONS	
Weight	7.75 lbs. (3.52 kg)

Hand Tools

USA Tel: 800.435.0786
Fax: 800.451.2632

Canada Tel: 800.435.0786
Fax: 800.524.2853

International Tel: +1.815.397.7070
Fax: +1.815.397.9247

Electrician's Tool Kit - Metric

NEW



- Perfect kit for the professional or apprentice electrician.
- Kit Includes: High Leverage Side-cutting pliers 9" molded grip, High Leverage Diagonal Cutting Pliers 8" molded grip, High Leverage Long Nose Pliers/Side Cutting 8" molded grip, Pump Pliers 10" molded grip, Heavy Duty Keystone Tip, Square Shank 1/4" x 4" Flat Blade Screwdriver, Heavy Duty Cabinet Tip, Round Shank 3/16" x 6" Flat Blade Screwdriver, Heavy Duty Phillips Tip #1 - 3/16" x 3" Screwdriver, Heavy Duty Phillips Tip #2 - 1/4" x 4" Screwdriver, 7.5m/25' Tape measure, Heavy Duty 8 Pocket Leather Pouch, Heavy Duty Leather Tool Belt, Pro Plus Wire Stripper 10-18 AWG, 4 pc Squaredrive (Robertson) Set, Square Tip Driver #0X4", Square Tip Driver #1X4", Square Tip Driver #2X4", Square Tip Driver #3X4"
- See individual product information for specifications.

CAT. NO.	UPC NO.	DESCRIPTION
0159-24	89239 N	Electrician's Tool Kit - Metric, 16 pc

SPECIFICATIONS

Weight	16.5 lbs. (7.5 kg)
--------	--------------------

Starter Electrician's Tool Kit



- Perfect kit for the beginner electrician.
- Four-pocket, heavy-duty, leather tool pouch holds an assortment of four professional grade hand tools.
- Kit Includes: Heavy Duty 4 Pocket Leather Pouch, Phillips Tip #2 - 1/4" x 4" Screwdriver, Cabinet Tip Round Shank 3/16" x 6" Flat Blade Screwdriver, Pro Plus Wire Stripper 10-18 AWG and 9" Side-Cutting pliers.
- See individual product information for specifications.

CAT. NO.	UPC NO.	DESCRIPTION
0159-14	56352	Starter Electrician's Tool Kit, 5 pc

SPECIFICATIONS

Weight	2.25 lbs. (1.02 kg)
--------	---------------------

Irrigation Tool Kit

NEW



- Perfect kit for the irrigation professional.
- Kit Includes: High Leverage Side-cutting pliers 8" molded grip, 6-in-1 Multi-tool Screwdriver, 25' Tape measure, 18" Heavy-Duty Bag, 16" Dipped Pump Pliers, HD Utility Knife, Shatterproof Hack Saw Blades, Heavy-Duty 12" Hack Saw, Auto Select Digital Multimeter, Rocut 50 TC PVC Shears 1 -1/2", Pro Plus Strippers 8-16 AWG
- See individual product information for specifications.

CAT. NO.	UPC NO.	DESCRIPTION
0259-11	89246 N	Irrigation Tool Kit - 11 pc

SPECIFICATIONS

Weight	15.6 lbs. (7.1 kg)
--------	--------------------


Holemaking

Year after year, Greenlee delivers holemaking products that are second-to-none in the industry. And today, we offer the most complete line of holemaking solutions for getting through steel, stainless steel, wood, aluminum, fiberglass, plastic, drywall, cement board and more. For holemaking...get through it with Greenlee.

Holemaking

FEATURED PRODUCTS

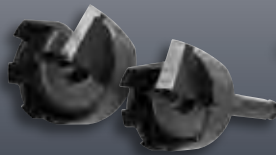
42



NEW

**Slug-Splitter SC™
(Self-Centering)
Knockout Punches**


82



NEW

E-Z Bore® Bits

86



NEW

**Quick Connect
Extensions**

93











NEW

**Bi-Metal
Hole Saws
with Stops**



SELECTION GUIDES

Holemaking Selection Guide

MATERIAL TYPE	MATERIAL THICKNESS	NUMBER OF HOLES	PRODUCTS	APPLICATION CONSIDERATIONS	PAGES
Steel 	10GA	Highest	Slug-Splitter SC™ Punches	Maximum durability and universal material usage Maximum hole size 2-1/2 inches	42-44
	10GA	High	Slug-Buster® Punches	Maximum hole size 2-1/2 inches	45-51
	10GA	High	Standard Punches	Maximum hole size 5-5/8 inches	52-53
	10GA	Medium-High	Ultra Cutters	Maximum hole size 2-1/2 inches	90
	8GA	High	Carbide-Tipped Hole Cutters	Maximum hole size 2-1/2 inches	89
	10GA	Medium-High	Step Bits	Maximum hole size 1-3/8 inches	79
Stainless Steel 	10GA	Highest	Slug-Splitter SC™ Punches	Maximum durability and universal material usage Maximum hole size 2-1/2 inches	42-44
	9GA	Medium-High	Quick Change Carbide-Tipped Cutters	Maximum hole size 3 inches, quick change cutting heads	88
	8GA	Medium-High	Carbide-Tipped Hole Cutters	Maximum hole size 2-1/2 inches	89
Wood 	18"	High	Nail Eater II® Bits	Cuts through nails, good chip removal, max hole size 1-1/4 inches	80
	2-2 x 4's	High	E-Z Bore® Bits	Self feed screw for hard or soft woods, max hole size 4-5/8 inches	82
	2 x 4	High	Step Bits	Maximum hole size 1-3/8 inches, low chip removal	79
	16"	Medium	Spade Bits	Maximum hole size 1-1/2 inches	83
	1-5/8" or 2 x 4	High	Hole Saws	Maximum hole size 6 inches	91-97
Aluminum 	10GA	Highest	Slug-Splitter SC™ Punches	Maximum durability and universal material usage Maximum hole size 2-1/2 inches	42-44
	10GA	High	Slug-Buster® Punches	Maximum hole size 2-1/2 inches	45-51
	10GA	High	Standard Punches	Maximum hole size 5-5/8 inches	52-53
	10GA	High	Ultra Cutters	Maximum hole size 2-1/2 inches	90
	10GA	High	Step Bits	Maximum hole size 1-3/8 inches	79
	10GA	Medium	Hole Saws	Maximum hole size 6 inches	91-97
Fiberglass/Plastic  	approx. 1/8"	Highest	Slug-Splitter SC™ Punches	Maximum durability and universal material usage Maximum hole size 2-1/2 inches	42-43
	approx. 1/8"	High	Slug-Buster® Punches	Maximum hole size 2-1/2 inches	43-51
	approx. 1/8"	High	Standard Punches	Maximum hole size 5-5/8 inches	52-53
		High	Ultra Cutters	Maximum hole size 2-1/2 inches	90
		Medium-High	Step Bits	Maximum hole size 1-3/8 inches	79
Drywall/Ceiling Tile 	7/8"	High	Recessed Light Hole Saws	Replaceable blades	96
	7/8"	Medium-Low	Quick Cutter	Adjustable or fixed, sprinkler heads or lighting	96
	7/8"	Medium	Keyhole Saw	Non-round holes	100
Quazite®* Enclosures		High	Slug-Buster® Punches		45-51
	approx. 1/8"	High	Carbide-Grit Hole Saws		93
Hardyboard Siding		High	Carbide-Grit Hole Saws		93
Cement Board		High	Carbide-Grit Hole Saws		93
Existing Wall			D'versibits®	Remodeling, phone, cable, alarm installation	84-85
Non-Round Hole 		High	Non-Round Punches	Square, rectangular, electronic connector holes	70-71
		Medium	Reciprocating Blades		98
		Medium	Jigsaw Blades		99
Non-Conduit Sizes	16-10GA	High	Standard Punches		52-56
Metal Studs	20GA		Stud Punches		76-77

*Quazite is a registered trademark of Strongwell Corporation



Knockout Punch and Driver Selection Guide

Knockout Punch



PUNCH TYPE	DRIVE METHOD	CAPACITY	SIZE RANGE AVAILABLE	PAGES
Slug-Splitter SC™	Ratchet, Hydraulic or Battery	Up thru 10 gauge (3.5 mm) stainless steel or mild steel	.598" through 2.526" dia. (15.2 mm through 64 mm)	42-44
Slug-Buster®	Manual, Ratchet, Hydraulic or Battery	Up thru 10 gauge (3.5 mm) mild steel	.492" through 2.52" dia. (12.5 mm through 64.0 mm)	45-51
Standard Round	Manual, Ratchet, Hydraulic or Battery	Up thru 10 gauge (3.5 mm) mild steel and aluminum	1/2" through 5-5/8" dia. (12.7 through 143.7 mm)	52-56

Knockout Punch Driver



DRIVER TYPE	DESCRIPTION	KITS	PAGES
Battery-Powered or Corded Hydraulic Driver	<ul style="list-style-type: none"> Develops 6.7 tons of hydraulic force. Available with a choice of three battery chargers – 115, 230 or 12 volt. Punches up through 10 gauge (3.5 mm) mild steel with Greenlee standard and Slug-Buster® knockout punches and 12 gauge (2.5 mm) stainless steel with Greenlee Slug-Splitter SC™ knockout punches. 	Available in kits with driver only or with driver and Slug-Buster® knockout punches.	57-59
Hand Pump Hydraulic Driver with Ram	<ul style="list-style-type: none"> Powerful hydraulic ram develops 11 tons of hydraulic force. Punches up thru 10 gauge (3.5 mm) mild steel with Greenlee standard and Slug-Buster® knockout punches and 10 gauge (3.5 mm) stainless steel with Greenlee Slug-Splitter SC™ knockout punches. 	Available in kits with driver only or with driver and either standard, Slug-Buster® or Slug-Splitter SC™ knockout punches.	65
Foot Pump Hydraulic Driver with Ram	<ul style="list-style-type: none"> Foot operation frees both hands to operate punch. Powerful hydraulic ram develops 11 tons of hydraulic force. Punches up through 10 gauge (3.5 mm) mild steel with Greenlee Standard and Slug-Buster® knockout punches and 10 gauge (3.5 mm) stainless steel with Greenlee Slug-Splitter SC™ knockout punches. 	Available in kits with driver only or with driver and either standard, Slug-Buster® or Slug-Splitter SC™ knockout punches.	62
Quick Draw® Flex Hydraulic Driver	<ul style="list-style-type: none"> Allows unlimited driver orientation to simplify access to work area. Develops 8 tons of hydraulic force for easy punching. Punches up through 10 gauge (3.5 mm) mild steel with Greenlee Standard and Slug-Buster® knockout punches and 10 gauge (3.5 mm) stainless steel with Greenlee Slug-Splitter SC™ knockout punches. 		60
Quick Draw 90° Hydraulic Driver	<ul style="list-style-type: none"> Right angle driver head rotates over 180 degrees for maximum flexibility in tight working areas. Develops 8 tons of hydraulic force for easy punching. Punches up through 10 gauge (3.5 mm) mild steel with Greenlee Standard and Slug-Buster® knockout punches and 10 gauge (3.5 mm) stainless steel with Greenlee Slug-Splitter SC™ knockout punches. 	Available in kits with driver only or with driver and Slug-Buster® knockout punches.	60
Quick Draw® Hydraulic Driver	<ul style="list-style-type: none"> Perfect for fast, straight-on front panel punching. Develops 8 tons of hydraulic force for easy punching. Punches up through 10 gauge (3.5 mm) mild steel with Greenlee Standard and Slug-Buster® knockout punches and 10 gauge (3.5 mm) stainless steel with Greenlee Slug-Splitter SC™ knockout punches. 	Available in kits with driver only or with driver and Slug-Buster® knockout punches.	60
High Leverage Ratchet Driver	<ul style="list-style-type: none"> Time saving ball bearing head punches faster than wrench method. Punches up through 10 gauge (3.5 mm) mild steel with Greenlee Standard Slug-Buster® knockout punches and 16 gauge (1.5 mm) stainless steel with Greenlee Slug-Splitter SC™ knockout punches. 	Available in kits with driver only or with driver and Slug-Buster® knockout punches.	48

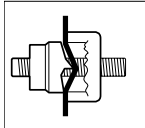
SLUG-SPLITTER SC™ KNOCKOUTS

Slug-Splitter SC™ (Self-Centering) Knockout Punches 0.598" to 2.520"

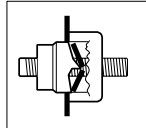


Designed for stainless steel applications

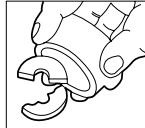
- Slug-Splitter SC™ heavy-duty punches are designed to punch up through 10 gauge (3.5 mm) stainless steel.
- Unique slug-splitting design and tool steel construction easily punch 10 gauge (3.5 mm) mild steel and stainless steel.
- Self-centering punch aligns itself on pilot hole. (Slug-Splitter SC™)
- No need to draw crosshairs or line up die alignment marks. (Slug-Splitter SC™)
- Unique punch profile also splits slugs for easier slug removal.
- Heavy-duty dies and stainless steel draw studs for longer life.
- Excellent abrasion resistance for punching fiberglass and plastic.
- Slug-Splitter SC™ punch units consist of: punch, die and draw stud. Check individual punch for specific capacity.
- U.S. Patent No. 4,543,722 for standard Slug-Splitter; Patent Pending for Self-centering Slug-Splitter SC™.



Unique Slug-Splitter SC™ punch design creases slug as the punch is drawn into the die.



Slug is split in half as punching operation is completed.



Split slugs fall free from the die and stud.

SPECIFICATIONS

Capacity	Stainless steel up through 10 gauge (3.5 mm)
Application	10-gauge stainless steel, mild steel, fiberglass and plastic enclosures.
Hole Sizes	Conduit Sizes - Hole size is outside diameter of US conduit sizes. Example: 1/2" conduit size actually makes a 7/8" hole. Pg Sizes - European standard pipe sizes. ISO Sizes - International Standards Organization pipe sizes.
Operation	Operate with battery, hydraulic or high leverage ratchet driver only.

SLUG-SPLITTER SC™ (SELF CENTERING) KNOCKOUT PUNCHES

PUNCH CAT./UPC NO.	DIE CAT./UPC NO.	CONDUIT & PIPE	HOLE SIZE ACTUAL				CAPACITY STAINLESS STEEL		DRAW STUDS			
			Ø (INCH)	Ø (mm)	PG	ISO	GA.	(mm)	7804/7904	7646/7625	RATCHET DRIVER*	
28154	28155	1/2"	7/8	0.885	22.5	16	-	10	3.5	29451	29451	30227
28156	28157	3/4"	-	1.115	28.3	21	-	10	3.5	31872	29452	12099
36490	36489	-	1-7/32	1.210	30.5	-	-	10	3.5	31872	29452	12099
28158	28159	1"	1-11/32	1.352	34.6	-	-	10	3.5	31872	29452	12099
28160	28161	1-1/4"	1-11/16	1.701	43.2	-	-	10	3.5	31872	29452	12099
28162	28163	1-1/2"	1-15/16	1.951	49.6	-	-	10	3.5	-	29452	12099
28165	28166	2"	2-3/8	2.416	61.5	-	-	10	3.5	-	29452	12099

STANDARD SLUG-SPLITTER KNOCKOUT PUNCHES

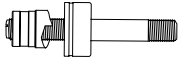
31117	31126	-	-	0.598	15.2	9	-	12	2.5	29451	29451	30227
04599	04598	-	-	0.638	16.2	-	16	12	2.5	29451	29451	30227
31119	31128	-	-	0.732	18.6	11	-	12	2.5	29451	29451	30227
31120	31129	-	-	0.803	20.4	13	20	12	2.5	29451	29451	30227
04602	04601	-	-	1.000	25.4	-	25	10	3.5	31872	29452	30227
04605	04603	-	-	1.280	32.5	-	32	10	3.5	31872	29452	12099
31122	31135	-	-	1.457	37.0	29	-	10	3.5	31872	29452	12099
04608	04607	-	-	1.595	40.5	-	40	10	3.5	31872	29452	12099
31123	31131	-	-	1.850	47.0	36	-	10	3.5	-	29452	12099
04611	04609	-	-	2.000	50.8	-	50	10	3.5	-	29452	12099
31124	31132	-	-	2.125	54.0	42	-	10	3.5	-	29452	12099
31125	31133	-	-	2.362	60.0	48	-	10	3.5	-	29452	12099
04614	04613	-	-	2.520	64.0	-	63	10	3.5	-	29452	12099

* 16 ga. stainless steel capacity with ratchet driver.

International Tel: +1.815.397.7070
Fax: +1.815.397.9247

USA Tel: 800.435.0786
Canada Tel: 800.435.0786
Fax: 800.451.2632

PUNCH UNIT



PUNCH UNIT - INCLUDES PUNCH, DIE & DRAW		HOLE SIZE			CAPACITY STAINLESS STEEL		WEIGHT		DRIVER				DRAW STUD
Catalog No.	UPC No	Conduit and Pipe Size	ø inch	ø mm	GA	mm	LBS.	kg	1904	7804/7904	LS60*/CLC60	7646/7625	
745R-1/2	30384	1/2"	7/8	22.5	16	1.5	.6	.27	x				30227
745H-1/2	29560	1/2"	7/8	22.5	10	3.5	.7	.32		x	x	x	29451
740H-1-7/32 Oil Tight	29563	-	1-7/32	30.5	10	3.5	1.2	.54		x	x	x	29452
<i>N</i> 745H-3/4	12318	3/4"	1-3/32	28.3	10	3.5	1.26	.57				x	29452
<i>N</i> 745H-1	12319	1"	1-11/32	34.6	10	3.5	1.51	.68				x	29452
<i>N</i> 745H-1-1/4	12320	1-1/4"	1-11/16	43.2	10	3.5	1.96	.89				x	29452
<i>N</i> 745H-1-1/2	12321	1-1/2"	1-15/16	49.6	10	3.5	2.49	1.13				x	29452
<i>N</i> 745H-2	12322	2"	2-3/8	61.5	10	3.5	3.69	1.67				x	29452
<i>N</i> 745M-15.2	12323	-	0.598	15.2	12	2.5	.98	.44				x	29451
<i>N</i> 745M-16.2	12324	-	0.638	16.2	12	2.5	.97	.44				x	29451
<i>N</i> 745M-18.6	12325	-	0.732	18.6	12	2.5	.98	.45				x	29451
<i>N</i> 745M-20.4	12326	-	0.803	20.4	12	2.5	.96	.44				x	29451
<i>N</i> 745M-25.4	12317	-	1.000	25.4	10	3.5	1.05	.48				x	29451
<i>N</i> 745M-32.5	12327	-	1.280	32.5	10	3.5	1.53	.69				x	29452
<i>N</i> 745M-37	12328	-	1.457	37	10	3.5	1.68	.76				x	29452
<i>N</i> 745M-40.5	12329	-	1.595	40.5	10	3.5	1.83	.83				x	29452
<i>N</i> 745M-47	12330	-	1.850	47	10	3.5	2.3	1.04				x	29452
<i>N</i> 745M-50.8	12331	-	2.000	50.8	10	3.5	2.91	1.32				x	29452
<i>N</i> 745M-54	12332	-	2.125	54	10	3.5	2.90	1.31				x	29452
<i>N</i> 745M-60	12333	-	2.362	60	10	3.5	3.63	1.65				x	29452
<i>N</i> 745M-64	12334	-	2.520	64	10	3.5	3.87	1.75				x	29452

* Battery-Powered or Corded Knockout Punch Driver

Holemaking

USA Tel: 800.435.0786
Fax: 800.451.2632

Canada Tel: 800.435.0786
Fax: 800.524.2853

International Tel: +1.815.397.7070
Fax: +1.815.397.9247

SLUG-SPLITTER SC™ KNOCKOUT KITS

Slug-Splitter SC™ Ram and Hand Pump Hydraulic Driver Punch Kits

NEW

Designed for stainless steel applications



7307 Punch Kit (driver not included)



7506 Punch Kit

744 Punch Kit (driver not included)



All Kits Feature:

- Slug-Splitter SC™ (Self Centering) knockout punches with capacities up through 10 gauge (3.5 mm) stainless steel. Refer to individual punch capacity ratings.
- Self-centering punch aligns itself on pilot hole. (Slug-Splitter SC™)
- No need to draw crosshairs or line up die alignment marks. (Slug-Splitter SC™)

7506 Kit Features

- Fast, easy and simple to operate.
- Compact design makes this a perfect choice for use on construction sites and maintenance jobs.
- Will also drive 751 Cable Cutter head.
- Powerful 11-ton hydraulic ram.
- 3-foot hose.

CAT. NO.	UPC NO.	DESCRIPTION	WEIGHT	
			LBS.	kg.
744	29619	1/2" through 1-1/4" Conduit Size Slug-Splitter SC™ Knockout Punch Kit	5	2.3
7307	29528	1/2" through 2" Conduit Size Slug-Splitter SC™ Knockout Punch Kit	10.4	4.7
7506	30385	1/2" through 2" Conduit Size Slug-Splitter SC™ Knockout Punch Kit with Hydraulic Ram and Hand Pump	32	14.5

SPECIFICATIONS

Operation 7307/29528 - Quick Draw®, Quick Draw 90® and Quick Draw® Flex Hydraulic Drivers, Battery-Powered Drivers, 7646 and 7625 Ram-Type Drivers.

744/29619 - Quick Draw®, Quick Draw 90® and Quick Draw® Flex Hydraulic Drivers, Battery-Powered Drivers, 7646 and 7625 Ram-Type Drivers.

7506/30385 - Hydraulic Ram and Hand Pump included.

NOTE: See Slug-Splitter SC™ knockout punch units on page 42 for list of individual punches, dies and draw studs.

CAT. NO.	UPC NO.	DESCRIPTION	CONDUIT & PIPE SIZE	HOLE SIZE			CAPACITY		KIT CAT./UPC NO.		
				ACTUAL			STAINLESS STEEL		744/	7307/	7506/
				Ø INCH	Ø mm	GA	mm	29619	29528	30385	
28154	28154	1/2" Conduit Size Punch	1/2"	7/8	.885	22.5	10	3.5	✓	✓	✓
28155	28155	1/2" Conduit Size Die	1/2"	7/8	.885	22.5	10	3.5	✓	✓	✓
28156	28156	3/4" Conduit Size Punch	3/4"	—	1.115	28.3	10	3.5	✓	✓	✓
28157	28157	3/4" Conduit Size Die	3/4"	—	1.115	28.3	10	3.5	✓	✓	✓
36490	36490	1-7/32" Punch Oiltight	—	1-7/32	1.210	30.5	10	3.5		✓	
36489	36489	1-7/32" Die Oiltight	—	1-7/32	1.210	30.5	10	3.5		✓	
28158	28158	1" Conduit Size Punch	1"	1-11/32	1.362	34.6	10	3.5	✓	✓	✓
28159	28159	1" Conduit Size Die	1"	1-11/32	1.362	34.6	10	3.5	✓	✓	✓
28160	28160	1-1/4" Conduit Size Punch	1-1/4"	1-11/16	1.701	43.2	10	3.5	✓	✓	✓
28161	28161	1-1/4" Conduit Size Die	1-1/4"	1-11/16	1.701	43.2	10	3.5	✓	✓	✓
28162	28162	1-1/2" Conduit Size Punch	1-1/2"	1-15/16	1.951	49.6	10	3.5		✓	✓
28163	28163	1-1/2" Conduit Size Die	1-1/2"	1-15/16	1.951	49.6	10	3.5		✓	✓
28165	28165	2" Conduit Size Punch	2"	2-3/8	2.416	61.5	10	3.5		✓	✓
28166	28166	2" Conduit Size Die	2"	2-3/8	2.416	61.5	10	3.5		✓	✓
29451	29451	7/16" x 4-1/4" Draw Stud							✓	✓	✓
29452	29452	3/4" x 5-1/2" Draw Stud							✓	✓	✓
29529	29529	Metal Case								✓	
19193	19193	Metal Case							✓		
31068	31068	Metal Case									✓
746SS	30387	Ram (includes 1 each of the following 3 items)									✓
54167	54167	1/4" Female Coupler									✓
54168	54168	Dust Plug									✓
15908	15908	Spacer Group (includes 1 each of the following 3 items)									✓
1924AA	03248	Spacer-Short									✓
1925AA	03249	Spacer-Medium									✓
1926AA	06904	Spacer-Long									✓
767	13284	Hydraulic Hand Pump									✓
38316	38316	High Pressure Hose Unit—1/4" x 3' (includes 1 each of the following 3 items)									✓
54169	54169	1/4" Male Coupler									✓
54170	54170	Dust Cap									✓
06302	06302	High Pressure Hose—1/4" x 3'									✓

International Tel: +1.815.397.7070
Fax: +1.815.397.9247

Canada Tel: 800.435.0786
Fax: 800.524.2853

USA Tel: 800.435.0786
Fax: 800.451.2632

SLUG-BUSTER® KNOCKOUTS

Slug-Buster SC® (Self-Centering)



- Save time and ensure accuracy! Self-centering punch aligns itself on pilot hole.
- No need to draw crosshairs or line up die alignment marks.
- Unique punch also splits slugs for easier slug removal.
- US Patent No. 6,973,729



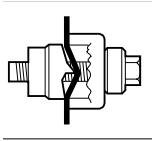
PUNCH UNIT CAT NO.	UPC	CONDUIT & PIPE SIZE	HOLE SIZES		WEIGHT OF PUNCH UNIT		PUNCH ONLY		DIE ONLY		STUD ONLY	
			INCH	MM	LBS.	G	CAT NO.	UPC	CAT NO.	UPC	CAT NO.	UPC
77U-1/2*	10801	1/2"	.885	22.2	0.3	137	77P-1/2	11361	14722	14722	00042	00042
							77P-1/2P*	11261	14722P*	01992	00042	00042
77U-3/4*	10802	3/4"	1.115	28.3	0.8	363	77P-3/4	11362	124AV	06972	294AVBB	04040
							77-3/4P*	11262	124AVP*	01993	294AVBBP*	01987
10807*	10807	-	1.21	30.5	0.9	408	11357	11357	36278	36278	294AVBB	04040
77U-1*	10803	1"	1.362	34.6	1	454	77P-1	11363	126AV	04011	394AVBB	04040
							77P-1P*	11263	126AVP*	01994	294AVBBP	01987
77U-1-1/4*	10804	1-1/4"	1.701	43.2	1.3	590	77P-1-1/4	11364	128AV	04013	294AVBB	04040
							77P-1-1/4P*	11264	128AVP*	01995	294AVBBP*	01987
77U-1-1/2*	10805	1-1/2"	1.951	49.6	2.1	953	77P-1-1/2	11365	440AV	04061	304AVBB	04042
							77P-1-1/2P*	11265	440AVP*	01996	304AVBBP*	01988
77U-2*	10806	2"	2.416	61.4	2.3	1043	77P-2	11366	442AV	04063	304AVBB	04042
							77P-2P*	11266	442AVP*	01997	304AVBBP*	01988
10800	10800	1/2"-2" Kit	-	-	-	-	-	-	-	-	-	-

*POP Packaged

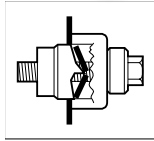
10800 Slug-Buster SC® Knockout Kit Includes

CAT NO.	UPC NO.	DESCRIPTION	CONDUIT SIZE	HOLE SIZES
77P-1/2	11361	1/2" Punch Buster, SC	1/2"	.885
14722	14722	1/2" Die Rd.	1/2"	.885
77P-3/4	11362	3/4" Punch Buster, SC	3/4"	1.115
124AV	06972	3/4" Die Rd.	3/4"	1.115
77P-1	11363	1" Punch Buster, SC	1"	1.362
126AV	04011	1" Die Rd.	1"	1.362
77P-1-1/4	11364	1-1/4" Punch Buster, SC	1-1/4"	1.701
128AV	04013	1-1/4" Die Rd.	1-1/4"	1.701
77P-1-1/2	11365	1-1/2" Punch Buster, SC	1-1/2"	1.951
440AV	04061	1-1/2" Die Rd.	1-1/2"	1.951
77P-2	11366	2" Punch Buster, SC	2"	2.416
442AV	04063	2" Die Rd.	2"	2.416

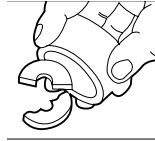
Slug-Buster® Knockout Punches 0.492" to 2.520"



Unique Slug-Buster® punch design creases slug as the punch is drawn into the die.



Slug is split in half as punching operation is completed.



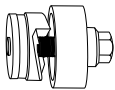
Split slugs fall free from the die and stud.

- The contractor's choice – worldwide.
- Unique punch profile also splits slugs for easier slug removal.
- Use with battery-powered, hydraulic, ratchet or manual drivers.
- Uses standard Greenlee dies and draw studs.
- Slug Buster® punches available in sizes up thru 2.52" (64.0 mm).
- U.S.Patent #4,543,722 for Slug-Buster®.

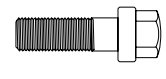
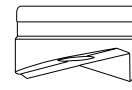
SPECIFICATIONS

Capacity	Mild steel up through 10 gauge (3.5 mm).
Application	Punch mild steel, aluminum, fiberglass and plastic.
Hole Sizes	Conduit Sizes- Hole size is outside diameter of US conduit sizes. i.e 1/2" conduit actually 7/8". Pg Sizes-European standard pipe sizes. ISO Sizes- International Standards Organization pipe sizes.
Operation	Battery, hydraulic, ratchet or manual drivers. When used with ratchet, hydraulic or battery drivers, buy the punch and die only; the draw stud is part of the driver kit.

PUNCH UNIT



REPLACEMENT PARTS



PUNCH UNIT INCLUDES		CONDUIT & PIPE SIZE	HOLE SIZE ACTUAL				CAPACITY MILD STEEL				WEIGHT		REPLACEMENT PUNCH		REPLACEMENT DIE		REPLACEMENT MANUAL DRAW STUD	
CAT. NO.	UPC NO.		Ø INCH	Ø mm	PG	ISO	GA.	mm	LBS.	g	CAT. NO.	UPC NO.	CAT. NO.	UPC NO.	CAT. NO.	UPC NO.		
06727	06727	—	0.492	12.5	7	12	16	1.5	0.3	137	06728	06728	06729	06729	1675AV	04218		
<i>N</i> 12356	12356	—	1/2	12.7	7	—	16	1.5	0.15	69	12360	12360	12358	12358	1675AV	04218		
<i>N</i> 12357	12357	—	9/16	14.3	—	—	16	1.5	0.16	73.5	12357	12357	12361	12361	1675AV	04218		
7211EBB-15.2	31989	—	0.598	15.2	9	—	14	2.0	0.3	137	31969	31969	32002	32002	00042	00042		
35177	35177	—	0.638	16.2	—	16	14	2.0	0.3	137	35163	35163	35162	35162	00042	00042		
<i>N</i> 12335	12335	—	11/16	17.5	—	—	14	2.0	0.3	177	12337	12337	12336	12336	00042	00042		
7211EBB-18.6	31990	—	0.732	18.6	11	—	14	2.0	0.3	137	31970	31970	32003	32003	00042	00042		
<i>N</i> 12307	12307	—	3/4	19.1	—	—	14	2.0	0.4	183	12306	12306	12305	12305	00042	00042		
7211EBB-20.4	31991	—	0.803	20.4	13	20	14	2.0	0.3	137	31971	31971	32004	32004	00042	00042		
7211BB-1/2	31962	1/2"	7/8	0.885	22.5	16	—	10	3.5	0.3	137	721-1/2	31756	14722	14722	00042	00042	
<i>N</i> 12338	12338	—	15/16	23.8	—	—	14	2.0	0.5	253	12340	12340	12339	12339	00042	00042		
◇ 35178	35178	—	1	25.4	—	25	14	2.0	0.5	227	721-1/2P	01980	14722P	01992	00042P	06678		
12341	12341	—	1-1/16	27	—	—	14	2.0	0.6	261	12343	12343	12342	12342	00042	00042		
7211BB-3/4	31963	3/4"	1.115	28.3	—	—	10	3.5	0.8	363	721-3/4	31757	124AV	06972	249AVBB	04040		
◇ 7211EBB-28.3	31993	—	1.115	28.3	21	—	14	2.0	0.5	227	721-3/4P	01981	124AVP	01993	249AVBBP	01987		
60246	60246	—	1-7/32	30.5	—	—	10	3.5	0.6	273	60237	60237	36278	36278	249AVBB	04040		
36508	36508	—	1-7/32	30.5	—	—	14	2.0	0.6	273	36284	36284	36279	36279	00042	00042		
<i>N</i> 12308	12308	—	1-1/4	31.8	—	—	16	1.5	0.7	326.5	12309	12309	12310	12310	00042	00042		
35179	35179	—	1.280	32.5	—	32	10	3.5	0.8	363	35169	35169	35168	35168	249AVBB	04040		
<i>N</i> 12344	12344	—	1-5/16	33.4	—	—	16	1.5	0.7	345	12346	12346	12345	12345	00042	00042		
7211BB-1	31964	1"	1.362	34.6	—	—	10	3.5	1	454	721-1	31758	126AV	04011	249AVBB	04040		
<i>N</i> 12304	12304	—	1-3/8	34.9	—	—	10	3.0	1.1	507.5	12303	12303	12302	12302	04040	04040		
◇ 7211EBB-37	31995	—	1.457	37.0	29	—	10	3.5	1.2	545	721-1P	01982	126AVP	01994	249AVBBP	01987		
<i>N</i> 12313	12313	—	1-1/2	38.1	—	—	10	3.0	1.2	559	31975	31975	32008	32008	249AVBB	04040		
35180	35180	—	1.595	40.5	—	40	10	3.5	1.2	545	12312	12312	12311	12311	04040	04040		
<i>N</i> 12347	12347	—	1-5/8	41.3	—	—	10	3.0	1.3	610.25	35158	35158	35159	35159	249AVBB	04040		
7211BB-1-1/4	31965	1-1/4"	1.701	43.2	—	—	10	3.5	1.3	590	12349	12349	12348	12348	04040	04040		
<i>N</i> 12316	12316	—	1-3/4	44.5	—	—	10	3.0	1.4	661.5	721-1-1/4	31759	128AV	04013	249AVBB	04040		
◇ 7211EBB-47	31996	—	1.701	43.2	—	—	10	3.5	—	—	12315	12315	12314	12314	04040	04040		
7211EBB-1-1/2	31966	1-1/2"	1.951	49.6	—	—	10	3.5	2.1	953	721-1-1/2	31760	440AV	04061	304AVBB	04042		
◇ 35181	35181	—	2	50.8	—	50	10	3.5	2.3	1043	01983	128AVP	01995	249AVBBP	01987	01987		
36171	36171	—	2-1/8	54.0	42	—	10	3.5	2.5	1134	31976	31976	32009	32009	304AVBB	04042		
<i>N</i> 12351	12351	—	2-1/4	57.2	—	—	10	3.0	2.9	1336	12354	12354	12352	12352	04042	04042		
7211EBB-60	31998	—	2.362	60.0	48	—	10	3.5	2.8	1270	12354	12354	12352	12352	04042	04042		
7211BB-2	31967	2"	2-3/8	61.5	—	—	10	3.5	3.2	1452	31978	31978	32011	32011	304AVBB	04042		
◇ 35182	35182	—	2.520	64.0	—	63	10	3.5	3.4	1542	721-2	31761	442AV	04063	304AVBB	04042		
		—	—	—	—	—	—	—	—	—	721-2P	01985	442AVP	01997	304AVBBP	01988		
		—	—	—	—	—	—	—	—	—	35167	35167	35166	35166	304AVBB	04042		

◇ Individually Packaged in Point of Purchase clamshell for display opportunities

SLUG-BUSTER® KNOCKOUT KITS

Slug-Buster® Manual Knockout Kits



7235BB

- Assortment of commonly used Slug-Buster® knockout punches, packaged to meet the contractor's needs.
- High-impact, rugged plastic carrying case.



7237BB

CAT. NO.	UPC NO.	DESCRIPTION	CAPACITY			
			MILD STEEL		WEIGHT	
			GA	mm	LBS.	kg.
7235BB	32013	1/2" - 1-1/4" Conduit Size Manual Slug-Buster® Knockout Punch Kit	10	3.5	2.7	1.2
7237BB	32014	1-1/2" and 2" Conduit Size Manual Slug-Buster® Knockout Punch Kit	10	3.5	5.2	2.4

7235BB/32013 SLUG-BUSTER® KNOCKOUT PUNCH KIT INCLUDES

CAT. NO.	UPC NO.	DESCRIPTION	HOLE SIZE ACTUAL			
			Ø INCH	Ø mm	PG	
721-1/2	31756	1/2" Conduit Size Punch	7/8	.885	22.5	16
14722	14722	1/2" Conduit Size Die	7/8	.885	22.5	16
00042	00042	Draw Stud-3/8" x 1-5/8"				
721-3/4	31757	3/4" Conduit Size Punch	—	1.115	28.3	—
124AV	06972	3/4" Conduit Size Die	—	1.115	28.3	—
721-1	31758	1" Conduit Size Punch	—	1.362	34.6	—
126AV	04011	1" Conduit Size Die	—	1.362	34.6	—
721-1-1/4	31759	1-1/4" Conduit Size Punch	—	1.701	43.2	—
128AV	04013	1-1/4" Conduit Size Die	—	1.701	43.2	—
249AVBB	04040	Draw Stud-3/4" x 2-1/8"				
31880	31880	Plastic Case				

7237BB/32014 SLUG-BUSTER® KNOCKOUT PUNCH KIT INCLUDES

CAT. NO.	UPC NO.	DESCRIPTION	HOLE SIZE ACTUAL			
			Ø INCH	Ø mm	PG	
721-1-1/2	31760	1-1/2" Conduit Size Punch	—	1.951	49.6	—
440AV	04061	1-1/2" Conduit Size Die	—	1.951	49.6	—
721-2	31761	2" Conduit Size Punch	2-3/8	2.416	61.5	—
442AV	04063	2" Conduit Size Die	2-3/8	2.416	61.5	—
304AVBB	04042	Draw Stud-3/4" x 2-15/16"				
32012	32012	Plastic Case				

Slug-Buster® Ratchet Punch Driver Kits



- Time-saving ball bearing head punches faster than wrench method.
- Requires less than half the force of conventional ratchet drivers.
- Punches up through 10 gauge (3.5 mm) mild steel with Greenlee Standard and Slug-Buster® punches; and 16 gauge (1.5 mm) stainless steel with Greenlee Slug-Splitter SC™ punches.
- Ratchet action allows for use in confined areas.
- Unique design eliminates stud rotation during punching – lowers the strain on studs.
- Steel carrying case.

CAT. NO.	UPC NO.	DESCRIPTION	WEIGHT	
			LBS.	kg.
1904	30216	Basic High Leverage Ratchet Driver with Three Draw Studs and Case	14	6.4
1906SB	34357	High Leverage Ratchet Driver with 1/2" through 2" Slug-Buster® Conduit Size Punches, Dies, Draw Studs and Case	20	9.1

CAT. NO.	UPC NO.	DESCRIPTION	CONDUIT & PIPE SIZE	HOLE SIZE				KIT CAT./UPC NO.	
				ACTUAL		CAPACITY MILD STEEL		1904/30216	1906SB/34357
				Ø INCH	Ø mm	GA	mm		
721-1/2	31756	1/2" Conduit Size Slug-Buster® Punch	1/2"	7/8	0.885	22.5	10	3.5	✓
14722	14722	1/2" Conduit Size Die	1/2"	7/8	0.885	22.5	10	3.5	✓
721-3/4	31757	3/4" Conduit Size Slug-Buster® Punch	3/4"	—	1.115	28.3	10	3.5	✓
124AV	06972	3/4" Conduit Size Die	3/4"	—	1.115	28.3	10	3.5	✓
721-1	31758	1" Conduit Size Slug-Buster® Punch	1"	—	1.362	34.6	10	3.5	✓
126AV	04011	1" Conduit Size Die	1"	—	1.362	34.6	10	3.5	✓
721-1-1/4	31759	1-1/4" Conduit Size Slug-Buster® Punch	1-1/4"	1-11/16	1.701	43.2	10	3.5	✓
128AV	04013	1-1/4" Conduit Size Die	1-1/4"	1-11/16	1.701	43.2	10	3.5	✓
721-1-1/2	31760	1-1/2" Conduit Size Slug-Buster® Punch	1-1/2"	1-15/16	1.951	49.6	10 *	3.5	✓
440AV	04061	1-1/2" Conduit Size Die	1-1/2"	1-15/16	1.951	49.6	10 *	3.5	✓
721-2	31761	2" Conduit Size Slug-Buster® Punch	2"	2-3/8	2.416	61.5	10 *	3.5	✓
442AV	04063	2" Conduit Size Die	2"	2-3/8	2.416	61.5	10 *	3.5	✓
12097	12097	Draw Stud – 3/8" x 2-15/16"							✓
12099	12099	Draw Stud – 3/4" x 4-3/4"							✓
30227	30227	Draw Stud – 7/16" x 3-5/8"							✓
30228	30228	Steel Case							✓
20495	20495	Ratchet wrench only							✓
30225	30225	Handle							✓

Slug-Buster® Knockout Kit with Ratchet Wrench



- 1" Hex Ratchet Wrench allows use with both 3/8" (9.5 mm) and 3/4" (19.1 mm) draw studs.
- High-impact, rugged plastic carrying case.

CAT. NO.	UPC NO.	DESCRIPTION	CAPACITY			
			MILD STEEL		WEIGHT	
			GA	mm	LBS.	kg.
7238SB	34757	1/2" – 2" Conduit Size Slug-Buster® Knockout Punch Kit	10	3.5	10	4.54

7238SB/34757 SLUG-BUSTER® KNOCKOUT PUNCH KIT INCLUDES

CAT. NO.	UPC NO.	DESCRIPTION	HOLE SIZE ACTUAL			
			Ø INCH	Ø mm	PG	
34941	34941	R Ratchet wrench – 1" Hex				
721-1/2	31756	R 1/2" Conduit Size Punch	7/8	.885	22.5	16
14722	14722	R 1/2" Conduit Size Die	7/8	.885	22.5	16
721-3/4	31757	R 3/4" Conduit Size Punch	—	1.115	28.3	—
124AV	06972	R 3/4" Conduit Size Die	—	1.115	28.3	—
721-1	31758	R 1" Conduit Size Punch	—	1.362	34.6	—
126AV	04011	R 1" Conduit Size Die	—	1.362	34.6	—
721-1-1/4	31759	R 1-1/4" Conduit Size Punch	—	1.701	43.2	—
128AV	04013	R 1-1/4" Conduit Size Die	—	1.701	43.2	—
721-1-1/2	31760	R 1-1/2" Conduit Size Punch	—	1.951	49.6	—
440AV	04061	R 1-1/2" Conduit Size Die	—	1.951	49.6	—
721-2	31761	R 2" Conduit Size Punch	2-3/8	2.416	61.5	—
442AV	04063	R 2" Conduit Size Die	2-3/8	2.416	61.5	—
00042	00042	R Ball Bearing Draw Stud with 1" Hex Head—3/8" x 1-5/8"				
304AVBB	04042	R Ball Bearing Draw Stud—3/4" x 2-15/16"				
34758	34758	R Plastic Case				

Holmaking

USA Tel: 800.435.0786
Fax: 800.451.2632

Canada Tel: 800.435.0786
Fax: 800.524.2853

International Tel: +1.815.397.7070
Fax: +1.815.397.9247

Slug-Buster® Knockout Kit with Ratchet Wrench - Metric



- 1" (25.4 mm) hex ratchet wrench allows use with both 3/8" (9.5 mm) and 3/4" (19.1 mm) draw studs.
- 3/8" (9.7 mm) Kwik Stepper® step bit included.
- High-impact, rugged plastic carrying case.

CAT. NO.	UPC NO.	DESCRIPTION	WEIGHT	
			LBS.	kg.
36690	36690	Pg-9 through 30.5 mm Manual Slug-Buster® Metric Knockout Punch Kit	4.7	2.1
36691	36691	Pg-9 through Pg-48 and 30.5 mm Manual Slug-Buster® Metric Knockout Punch Kit	9	4.1
36692	36692	ISO-16 through ISO-40 Manual Slug-Buster® Metric Knockout Punch Kit	5.6	2.5
36693	36693	ISO-16 through ISO-63 Manual Slug-Buster® Metric Knockout Punch Kit	9	4.1

CAT. NO.	UPC NO.	DESCRIPTION	HOLE SIZE				CAPACITY MILD STEEL		KIT CAT./UPC NO.				
			ACTUAL		PG	ISO	GA	mm	36690	36691	36692	36693	
			Ø INCH	Ø mm									
31969	31969	Slug-Buster® Punch	—	0.598	15.2	9	—	14	2.0	✓	✓		
32002	32002	Die	—	0.598	15.2	9	—	14	2.0	✓	✓		
31970	31970	Slug-Buster® Punch	—	0.732	18.6	11	—	14	2.0	✓	✓		
32003	32003	Die	—	0.732	18.6	11	—	14	2.0	✓	✓		
31971	31971	Slug-Buster® Punch	—	0.803	20.4	13	20	14	2.0	✓	✓	✓	✓
32004	32004	Die	—	0.803	20.4	13	20	14	2.0	✓	✓	✓	✓
721-1/2	31756	Slug-Buster® Punch	7/8	0.885	22.5	16	—	10	3.5	✓	✓		
14722	14722	Die	7/8	0.885	22.5	16	—	10	3.5	✓	✓		
31973	31973	Slug-Buster® Punch	—	1.115	28.3	21	—	14	2.0	✓	✓		
32006	32006	Die	—	1.115	28.3	21	—	14	2.0	✓	✓		
36284	36284	30.5 mm Slug-Buster® Punch	1-7/32	1.210	30.5	—	—	14	2.0	✓	✓		
36279	36279	30.5 mm Die	1-7/32	1.210	30.5	—	—	14	2.0	✓	✓		
31975	31975	Slug-Buster® Punch	—	1.457	37.0	29	—	10	3.5		✓		
32008	32008	Die	—	1.457	37.0	29	—	10	3.5		✓		
31976	31976	Slug-Buster® Punch	—	1.850	47.0	36	—	10	3.5		✓		
32009	32009	Die	—	1.850	47.0	36	—	10	3.5		✓		
31978	31978	Slug-Buster® Punch	—	2.362	60.0	48	—	10	3.5		✓		
32011	32011	Die	—	2.362	60.0	48	—	10	3.5		✓		
35163	35163	ISO-16 Slug-Buster® Punch	—	0.638	16.2	—	16	14	2.0			✓	✓
35162	35162	ISO-16 Die	—	0.638	16.2	—	16	14	2.0			✓	✓
35165	35165	ISO-25 Slug-Buster® Punch	1	1.000	25.4	—	25	14	2.0			✓	✓
35164	35164	ISO-25 Die	1	1.000	25.4	—	25	14	2.0			✓	✓
35169	35169	ISO-32 Slug-Buster® Punch	—	1.280	32.5	—	32	10	3.5			✓	✓
35168	35168	ISO-32 Die	—	1.280	32.5	—	32	10	3.5			✓	✓
35158	35158	ISO-40 Slug-Buster® Punch	—	1.595	40.5	—	40	10	3.5			✓	✓
35159	35159	ISO-40 Die	—	1.595	40.5	—	40	10	3.5			✓	✓
35160	35160	ISO-50 Slug-Buster® Punch	2	2.000	50.8	—	50	10	3.5				✓
35161	35161	ISO-50 Die	2	2.000	50.8	—	50	10	3.5				✓
35167	35167	ISO-63 Slug-Buster® Punch	2-1/2	2.500	63.5	—	63	10	3.5				✓
35166	35166	ISO-63 Die	2-1/2	2.500	63.5	—	63	10	3.5				✓
249AVBB	04040	Draw Stud – 3/4" x 2-1/8"										✓	
304AVBB	04042	Draw Stud – 3/4" x 2-15/16"										✓	✓
36018	36018	Kwik Stepper® Step Bit 9.7 mm								✓	✓	✓	✓
34941	34941	Ratchet Wrench – 1" Hex								✓	✓	✓	✓
00042	00042	Ball Bearing Drive Nut with 1" Hex Head, 3/8" x 3"								✓	✓	✓	✓
36685	36685	Plastic Case								✓	✓	✓	✓

Punches and Dies

Draw Studs and Misc.

International Tel: +1.815.397.7070
Fax: +1.815.397.9247

Canada Tel: 800.435.0786
Fax: 800.524.2853

USA Tel: 800.435.0786
Fax: 800.451.2632

Slug-Buster® Knockout Punch Kits for Ratchet/Hydraulic Drivers



- Packaged in carton for easy insertion into your existing case.
- Replacement punch kits for battery-powered, hydraulic and ratchet drivers.

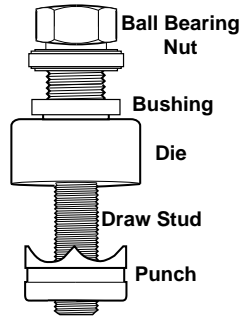
CAT. NO.	UPC NO.	DESCRIPTION	WEIGHT LBS. kg.	
7216	32017	1/2" - 2" Conduit Size Knockout Punch and Die Kit	5.5	2.5
7214E	32398	Pg-9 through 30.5 mm Slug-Buster® Pg Punch Kit	1.3	.6
7215E	32803	Pg-9 through Pg-48 and 30.5 mm Slug-Buster® Pg Punch Kit	5.1	2.3
35617	35617	ISO-16 through ISO-40 Slug-Buster® ISO Punch Kit	1.6	.7
06892	06892	ISO-16 through ISO-63 Slug-Buster® ISO Punch Kit	5.5	2.5

CAT. NO.	UPC NO.	DESCRIPTION	HOLE SIZE						CAPACITY-MILD STEEL		KIT CAT./UPC NO.				
			CONDUIT & PIPE SIZE	ACTUAL		PG	ISO	GA	mm	7216/32017	7214E/32398	7215E/32803	35617	06892	
				Ø INCH	Ø mm										
721-1/2	31756	1/2" Conduit Size Punch	1/2"	7/8	.885	22.5	16	—	10	3.5	✓	✓	✓		
14722	14722	1/2" Conduit Size Die	1/2"	7/8	.885	22.5	16	—	10	3.5	✓	✓	✓		
721-3/4	31757	3/4" Conduit Size Punch	3/4"	—	1.115	28.3	—	—	10	3.5	✓				
124AV	06972	3/4" Conduit Size Die	3/4"	—	1.115	28.3	—	—	10	3.5	✓				
721-1	31758	1" Conduit Size Punch	1"	—	1.362	34.6	—	—	10	3.5	✓				
126AV	04011	1" Conduit Size Die	1"	—	1.362	34.6	—	—	10	3.5	✓				
721-1-1/4	31759	1-1/4" Conduit Size Punch	1-1/4"	—	1.701	43.2	—	—	10	3.5	✓				
128AV	04013	1-1/4" Conduit Size Die	1-1/4"	—	1.701	43.2	—	—	10	3.5	✓				
721-1-1/2	31760	1-1/2" Conduit Size Punch	1-1/2"	—	1.951	49.6	—	—	10	3.5	✓				
440AV	04061	1-1/2" Conduit Size Die	1-1/2"	—	1.951	49.6	—	—	10	3.5	✓				
721-2	31761	2" Conduit Size Punch	2"	2-3/8	2.416	61.5	—	—	10	3.5	✓				
442AV	04063	2" Conduit Size Die	2"	2-3/8	2.416	61.5	—	—	10	3.5	✓				
31969	31969	Punch	—	—	.598	15.2	9	—	14	2.0		✓	✓		
32002	32002	Die	—	—	.598	15.2	9	—	14	2.0		✓	✓		
31970	31970	Punch	—	—	.732	18.6	11	—	14	2.0		✓	✓		
32003	32003	Die	—	—	.732	18.6	11	—	14	2.0		✓	✓		
31971	31971	Punch	—	—	.803	20.4	13	20	14	2.0		✓	✓	✓	✓
32004	32004	Die	—	—	.803	20.4	13	20	14	2.0		✓	✓	✓	✓
31973	31973	Punch	—	—	1.115	28.3	21	—	14	2.0		✓	✓		
32006	32006	Die	—	—	1.115	28.3	21	—	14	2.0		✓	✓		
36284	36284	30.5 mm Punch	—	1-7/32	1.210	30.5	—	—	14	3.5		✓	✓		
36279	36279	30.5 mm Die	—	1-7/32	1.210	30.5	—	—	14	3.5		✓	✓		
31975	31975	Punch	—	—	1.457	37.0	29	—	10	3.5			✓		
32008	32008	Die	—	—	1.457	37.0	29	—	10	3.5			✓		
31976	31976	Punch	—	—	1.850	47.0	36	—	10	3.5			✓		
32009	32009	Die	—	—	1.850	47.0	36	—	10	3.5			✓		
31978	31978	Punch	—	—	2.362	60.0	48	—	10	3.5			✓		
32011	32011	Die	—	—	2.362	60.0	48	—	10	3.5			✓		
35163	35163	ISO-16 Punch	—	—	0.638	16.2	—	16	14	2.0				✓	✓
35162	35162	ISO-16 Die	—	—	0.638	16.2	—	16	14	2.0				✓	✓
35165	35165	ISO-25 Punch	—	1	1.000	25.4	—	25	14	2.0				✓	✓
35164	35164	ISO-25 Die	—	1	1.000	25.4	—	25	14	2.0				✓	✓
35169	35169	ISO-32 Punch	—	—	1.280	32.5	—	32	10	3.5				✓	✓
35168	35168	ISO-32 Die	—	—	1.280	32.5	—	32	10	3.5				✓	✓
35158	35158	ISO-40 Punch	—	—	1.595	40.5	—	40	10	3.5				✓	✓
35159	35159	ISO-40 Die	—	—	1.595	40.5	—	40	10	3.5				✓	✓
35160	35160	ISO-50 Punch	—	2	2.000	50.8	—	50	10	3.5					✓
35161	35161	ISO-50 Die	—	2	2.000	50.8	—	50	10	3.5					✓
35167	35167	ISO-63 Punch	—	—	2.520	64.0	—	63	10	3.5					✓
35166	35166	ISO-63 Die	—	—	2.520	64.0	—	63	10	3.5					✓

R = REPLACEMENT PART A = ACCESSORY

STANDARD KNOCKOUT PUNCHES

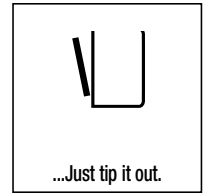
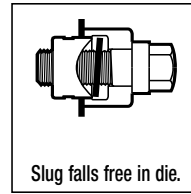
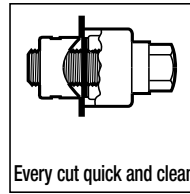
Standard Round Knockout Punches 0.5" to 5.675"



- Round standard metal punch units are complete units consisting of punch, die and draw stud.
- Use with battery-powered, hydraulic, ratchet or manual drivers.
- Properly assembled through pilot holes, they will make clean, fast and accurate holes.

SPECIFICATIONS

Capacity	Mild steel up through 10 gauge (3.5 mm).
Application	Punch mild steel, aluminum, fiberglass and plastic.
Hole Sizes	Conduit Sizes - Hole size is outside diameter of US conduit sizes. Example: 1/2" conduit size punch actually makes a 7/8" hole. Pg Sizes - European standard pipe sizes. ISO Sizes - International Standards Organization pipe sizes.
Operation	Operate with battery-powered, hydraulic, ratchet or manual drivers. When used with battery-powered, hydraulic, or ratchet drivers buy the punch and die only; the draw stud is part of the driver kit.



International Tel: +1.815.397.7070
Fax: +1.815.397.9247

Canada Tel: 800.435.0786
Fax: 800.524.2853

USA Tel: 800.435.0786
Fax: 800.451.2632

Standard Round Knockout Punches

PUNCH UNIT													REPLACEMENT PARTS							
PUNCH KIT-INCLUDES		HOLE SIZE					CAPACITY		WEIGHT		REPLACEMENT PUNCH		REPLACEMENT DIE		REPLACEMENT DRAW STUD		REPLACEMENT BALL BEARING NUT			
PUNCH, DIE & DRAW STUD CAT. NO.	UPC NO.	CONDUIT & PIPE SIZE	ACTUAL		PG	ISO	MILD STEEL		LBS.	g	CAT. NO.	UPC NO.	CAT. NO.	UPC NO.	CAT. NO.	UPC NO.	CAT. NO.	UPC NO.		
			Ø INCH	Ø mm			GA.	mm												
730-1/2	02408	—	1/2	0.500	12.7	7	—	16	1.5	.1	46	1760AV	06996	1759AV	04235	1675AV	04218	—	—	
730-9/16	02433	—	9/16	0.563	14.3	—	—	16	1.5	.1	46	1754AV	04230	1753AV	04229	1675AV	04218	—	—	
21115	21115	—	—	0.598	15.2	9	—	14	2.0	.3	137	21316	21316	32002	32002	00042	00042	—	—	
730-5/8	02409	—	5/8	0.625	15.9	—	—	16	1.5	.2	91	1742AV	04223	1743AV	04224	1675AV	04218	—	—	
35192	35192	—	—	0.638	16.2	—	16	14	2.0	.3	137	35193	35193	35162	35162	00042	00042	—	—	
730BB-11/16	25340	—	11/16	0.688	17.5	—	—	14	2.0	.3	137	1752AV	04228	1751AV	04227	00042	00042	—	—	
730EBB-18.6	18886	—	—	0.732	18.6	11	—	14	2.0	.3	137	17700	17700	32003	32003	00042	00042	—	—	
730BB-3/4	20667	—	3/4	0.750	19.1	—	—	14	2.0	.3	137	113AV	03998	114AV	03999	00042	00042	—	—	
730EBB - 20.4	18887	—	—	0.803	20.4	13	20	14	2.0	.3	137	17697	17697	32004	32004	00042	00042	—	—	
730BB-13/16	20668	—	13/16	0.812	20.6	—	—	14	2.0	.3	137	1745AV	04226	1744AV	04225	00042	00042	—	—	
71BB	22563	1/2"	7/8	0.885	22.5	16	—	10	3.5	.4	182	121AV	04006	14722	14722	00042	00042	—	—	
730BB-15/16	25341	—	15/16	0.937	23.8	—	—	14	2.0	.5	227	1762AV	04238	1761AV	04237	00042	00042	—	—	
730BB-1	20670	—	1	1.000	25.4	—	25	14	2.0	.5	227	87AV	03986	35164	35164	00042	00042	—	—	
730BB-1-1/16	25342	—	1-1/16	1.063	27.0	—	—	14	2.0	.5	227	1763AV	04240	1764AV	04242	00042	00042	—	—	
72BB	22564	3/4"	—	1.115	28.3	21	—	10	3.5	.9	409	123AV	04008	124AV	06972	249AVBB	04040	—	—	
36910	36910	3/4"	—	1.115	28.3	21	—	14	2.0	.6	273	36882	36882	32006	32006	00042	00042	—	—	
730BB-1-1/8	20671	—	1-1/8	1.125	28.6	—	—	14	2.0	.6	273	91AV	03990	92AV	03991	00042	00042	—	—	
36506	36506	—	1-7/32	1.210	30.5	—	—	16	1.5	.6	273	36282	36282	36279	36279	00042	00042	—	—	
730BB-1-1/4	20673	—	1-1/4	1.250	31.8	—	—	16	1.5	.7	318	117AV	04002	118AV	04003	00042	00042	—	—	
24476	24476	—	—	1.280	32.5	—	32	10	3.5	1	454	24459	24459	35168	35168	249AVBB	04040	—	—	
730BB-1-5/16	25344	—	1-5/16	1.313	33.4	—	—	16	1.5	.7	318	1747AV	06587	1746AV	06586	00042	00042	—	—	
73BB	22565	1"	—	1.362	34.6	—	—	10	3.5	1.1	499	125AV	04010	126AV	04011	249AVBB	04040	—	—	
730BB-1-3/8	25427	—	1-3/8	1.375	34.9	—	—	10	3.5	1.1	499	3205AV	04734	3206AV	04735	249AVBB	04040	—	—	
730EBB-37	18890	—	—	1.457	37.0	29	—	10	3.5	1	454	18331	18331	32008	32008	249AVBB	04040	—	—	
730BB-1-1/2	25428	—	1-1/2	1.500	38.1	—	—	10	3.5	1.2	545	3207AV	04736	3208AV	07044	249AVBB	04040	—	—	
24477	24477	—	—	1.595	40.5	—	40	10	3.5	1.3	590	24462	24462	35159	35159	249AVBB	04040	—	—	
730BB-1-5/8	25349	—	1-5/8	1.625	41.3	—	—	10	3.5	1.4	636	1794AV	04251	1793AV	04250	249AVBB	04040	—	—	
74BB	22566	1-1/4"	1-11/16	1.701	43.2	—	—	10	3.5	1.4	636	127AV	06974	128AV	04013	249AVBB	04040	—	—	
730BB-1-3/4	25350	—	1-3/4	1.750	44.5	—	—	10	3.5	1.5	681	1816AV	04257	1815AV	04256	249AVBB	04040	—	—	
730EBB-47	18891	—	—	1.850	47.0	—	—	10	3.5	1.7	772	17687	17687	32009	32009	304AVBB	04042	—	—	
730BB-1-7/8	25351	—	1-7/8	1.875	47.6	—	—	10	3.5	1.9	862	1791AV	04248	1792AV	04249	304AVBB	04042	—	—	
75BB	22567	1-1/2"	1-15/16	1.951	49.6	—	—	10	3.5	2	908	439AV	06978	440AV	04061	304AVBB	04042	—	—	
730BB-2	20676	—	2	2.000	50.8	—	50	10	3.5	1.9	862	1756AV	04232	35161	35161	304AVBB	04042	—	—	
730BB-2-1/8	20678	—	2-1/8	2.125	54.0	42	—	10	3.5	2.2	998	1783AV	04245	36173	36173	304AVBB	04042	—	—	
730BB-2-1/4	25360	—	2-1/4	2.250	57.2	—	—	10	3.5	2.6	1180	437AV	04058	438AV	04059	304AVBB	04042	—	—	
730EBB-60	18892	—	—	2.362	60.0	48	—	10	3.5	2.6	1180	17690	17690	32011	32011	304AVBB	04042	—	—	
76BB	22568	2"	2-3/8	2.416	61.5	—	—	10	3.5	3	1361	441AV	04062	442AV	04063	304AVBB	04042	—	—	
730BB-2-1/2	20679	—	2-1/2	2.500	63.5	—	63	10	3.5	3	1361	1758AV	04234	1757AV	04233	304AVBB	04042	—	—	
730PBB-2-5/8	21214	—	2-5/8	2.625	66.7	—	—	10	3.5	5.1	2314	1795AV	04252	1796AV	06997	1434AV	04188	1433AVBB	04187	
730BB-2-3/4	25361	—	2-3/4	2.750	69.9	—	—	10	3.5	4.8	2178	1790AV	04247	1789AV	04246	1434AV	04188	1433AVBB	04187	
730MBB	25383	—	—	2.781	70.6	—	—	10	3.5	3.8	1724	730101A	02445	730100A	02443	304AVBB	04042	—	—	
738BB	19975	2-1/2"	2-7/8	2.914	74.0	—	—	10	3.5	5	2268	1429AV	04175	1430AV	04177	1434AV	04188	1433AVBB	04187	
730BB-3	25372	—	3	3.000	76.2	—	—	10	3.5	6.1	2767	1821AV	04259	1820AV	04258	1434AV	04188	1433AVBB	04187	
730TBB	25403	—	3-1/8	3.125	79.4	—	—	10	3.5	6	2722	1798AV	06363	1797AV	06362	1434AV	04188	1433AVBB	04187	
730EBB-82	18635	—	—	3.228	82.0	—	—	10	3.5	6.3	2858	18905	18905	18906	18906	1434AV	04188	1433AVBB	04187	
739BB	19976	3"	3-1/2	3.539	89.9	—	—	10	3.5	5.9	2677	1431AV	04180	1432AV	04183	1434AV	04188	1433AVBB	04187	
730PBB-3-3/4	21216	—	3-3/4	3.750	95.3	—	—	10	3.5	7.7	3493	4640AV	05265	4641AV	05266	1434AV	04188	1433AVBB	04187	
741BB*	19977	3-1/2"	4	4.044	102.7	—	—	10	3.5	10	4536	2982AV	04653	2981AV	04652	3026AV	04679	3036AVBB	04685	
742BB*	19978	4"	4-1/2	4.544	115.4	—	—	10	3.5	11.4	5172	2984AV	04655	2983AV	04654	3026AV	04679	3036AVBB	04685	
730EBB-120*	21519	—	—	4.724	120.0	—	—	10	3.5	13	5897	21489	21489	21491	21491	3026AV	04679	3036AVBB	04685	
743BB*	19980	5"	5-5/8	5.675	144.1	—	—	10	3.5	19	8619	5135AV	05447	5136AV	05448	3026AV	04679	3036AVBB	04685	

*CAT. NO. UPC NO. DESCRIPTION
 3037AV 04686 R Bushing for 3-1/2" (conduit hole size) and larger punches with manual operation

R = REPLACEMENT PART A = ACCESSORY

Holmaking

USA Tel: 800.435.0786
Fax: 800.451.2632

Canada Tel: 800.435.0786
Fax: 800.524.2853

International Tel: +1.815.397.7070
Fax: +1.815.397.9247

STANDARD KNOCKOUT PUNCH KITS

Standard Round Manual Knockout Punch Kits



737BB



735BB

Wrenches Sold Separately
for kits 737BB, 735BB and 7304BB



7304 For 11 Ton
Hydraulic Drivers

- Assortment of commonly used round standard knockout punches, packaged to meet the contractor's needs.
- High-impact, rugged plastic carrying case.

CAT. NO.	UPC NO.	DESCRIPTION	CAPACITY		WEIGHT	
			MILD STEEL		LBS.	kg.
735BB	19973	1/2" - 1-1/4" Conduit Size Knockout Punch Kit (Manual Round Standard)	10	3.5	2.5	1.1
737BB	19974	1-1/2" - 2" Conduit Size Knockout Punch Kit (Manual Round Standard)	10	3.5	4.4	2.0
7304	02815	Standard Punches and Dies (no draw studs) for 2-1/2" through 4" Conduit, in Plastic Case	10	3.5	21	9.5

735BB/19973 KNOCKOUT PUNCH KIT INCLUDES

CAT. NO.	UPC NO.	DESCRIPTION	HOLE SIZE		
			ACTUAL Ø INCH	Ø mm	
721-1/2	31756	R 1/2" Conduit Size Slug-Buster® Punch	7/8	0.885	22.5
14722	14722	R 1/2" Conduit Size Die	7/8	0.885	22.5
00042	00042	R 3/8" x 1-9/16" Draw Stud			
123AV	04008	R 3/4" Conduit Size Punch	—	1.115	28.3
124AV	06972	R 3/4" Conduit Size Die	—	1.115	28.3
125AV	04010	R 1" Conduit Size Punch	—	1.362	34.6
126AV	04011	R 1" Conduit Size Die	—	1.362	34.6
127AV	06974	R 1-1/4" Conduit Size Punch	1-11/16	1.701	43.2
128AV	04013	R 1-1/4" Conduit Size Die	1-11/16	1.701	43.2
249AVBB	04040	R 3/4" x 2-1/8" Draw Stud			
31880	31880	R Plastic Case			

737BB/19974 KNOCKOUT PUNCH KIT INCLUDES

CAT. NO.	UPC NO.	DESCRIPTION	HOLE SIZE		
			ACTUAL Ø INCH	Ø mm	
439AV	06978	R 1-1/2" Conduit Size Punch	1-15/16	1.951	49.6
440AV	04061	R 1-1/2" Conduit Size Die	1-15/16	1.951	49.6
441AV	04062	R 2" Conduit Size Punch	2-3/8	2.416	61.5
442AV	04063	R 2" Conduit Size Die	2-3/8	2.416	61.5
304AVBB	04042	R 3/4" x 2-15/16" Draw Stud			
32012	32012	R Plastic Case			

7304/02815 KNOCKOUT PUNCH KIT INCLUDES

CAT. NO.	UPC NO.	DESCRIPTION	HOLE SIZE		
			ACTUAL Ø INCH	Ø mm	
1429AV	04175	R 2-1/2" Conduit Size Punch	2-7/8	2.914	74.0
1430AV	04177	R 2-1/2" Conduit Size Die	2-7/8	2.914	74.0
1431AV	04180	R 3" Conduit Size Punch	3-1/2	3.539	89.9
1432AV	04183	R 3" Conduit Size Die	3-1/2	3.539	89.9
2982AV	04978	R 3-1/2" Conduit Size Punch	4	4.044	102.7
2981AV	04652	R 3-1/2" Conduit Size Die	4	4.044	102.7
2984AV	04655	R 4" Conduit Size Punch	4-1/2	4.544	115.4
2983AV	04654	R 4" Conduit Size Die	4-1/2	4.544	115.4
30236	30236	R Plastic Case			

NOTE: See Standard Round Knockout Punches on pages 52 and 53 for listing of individual punch units, punches, dies and draw studs.

International Tel: +1.815.397.7070
Fax: +1.815.397.9247

Canada Tel: 800.435.0786
Fax: 800.524.2853

USA Tel: 800.435.0786
Fax: 800.451.2632

Standard Round Manual Industrial Punch Kit



Wrench Sold Separately

- Includes most popular sizes for industrial applications.
- Time-saving tool for maintenance, repair and operation applications.
- Convenient steel carrying case.
- Ball bearing drive screw for easy manual operation or use with ratchet and hydraulic drivers.

CAT. NO.	UPC NO.	DESCRIPTION
39860	39860	3/4" - 1-1/2" Hole Size Manual Industrial Punch Kit

39860 MANUAL INDUSTRIAL KNOCKOUT PUNCH KIT INCLUDES

CAT. NO.	UPC NO.	DESCRIPTION	HOLE SIZE		
			ACTUAL		
			Ø INCH	Ø mm	Ø mm
113AV	03998	R 3/4" Punch	3/4	0.750	19.1
114AV	03999	R 3/4" Die	3/4	0.750	19.1
121AV	04006	R 7/8" Punch	7/8	0.885	22.5
14722	14722	R 7/8" Die	7/8	0.885	22.5
87AV	03986	R 1" Punch	1	1.000	25.4
35164	35164	R 1" Die	1	1.000	25.4
91AV	03990	R 1-1/8" Punch	1-1/8	1.125	28.6
92AV	03991	R 1-1/8" Die	1-1/8	1.125	28.6
117AV	04002	R 1-1/4" Punch	1-1/4	1.250	31.8
118AV	04003	R 1-1/4" Die	1-1/4	1.250	31.8
3207AV	04736	R 1-1/2" Punch	1-1/2	1.500	38.1
3208AV	07044	R 1-1/2" Die	1-1/2	1.500	38.1
00042	00042	R 3/8" BB Draw Stud			
249AVBB	04040	R 3/4" BB Draw Stud			
19193	19193	R Steel Storage Box			

SPECIFICATIONS

Capacity	1-1/4" Punch - 16 gauge (1.5 mm) mild steel. 3/4", 1", and 1-1/8" Punches - 14 gauge (2.0 mm) mild steel. 7/8" and 1-1/2" Punches 10 gauge (3.5 mm) mild steel.
Operation	Manual - Wrench not included.

Holemaking

USA Tel: 800.435.0786
Fax: 800.451.2632

Canada Tel: 800.435.0786
Fax: 800.524.2853

International Tel: +1.815.397.7070
Fax: +1.815.397.9247

Standard Round Manual Knockout Punch Kits - Metric



- 1" (25.4 mm) Hex ratchet wrench allows use with both 3/8" (9.5 mm) and 3/4" (19.1 mm) draw studs.
- 12.7 mm Kwik Stepper® step bit included.
- Plastic carrying case included.

CAT. NO.	UPC NO.	DESCRIPTION	WEIGHT	
			LBS.	kg.
36687	36687	Pg-9 through Pg-48 Manual Round Standard Knockout Punch Kit	8.8	4
36688	36688	ISO-16 through ISO-40 Manual Round Standard Knockout Punch Kit	5.2	2.3
7309E	32804	Pg-9 through Pg-48 Standard Knockout Pg. Punch Kit. Replacement Kit Packaged in Carton Without Plastic Case.	8.8	4

SPECIFICATIONS

Operation Manual - Ratchet wrench included

CAT. NO.	UPC NO.	DESCRIPTION	HOLE SIZE				CAPACITY		KIT CAT./UPC NO.			
			ACTUAL		PG	ISO	MILD STEEL		36687	36688	7309E	
			Ø INCH	Ø mm			GA	mm				
21316	21316	Pg-9 Punch	—	0.598	15.2	9	—	14	2.0			✓
31969	31969	Pg-9 Slug-Buster® Punch	—	0.598	15.2	9	—	14	2.0	✓		
32002	32002	Pg-9 Die	—	0.598	15.2	9	—	14	2.0	✓		✓
17700	17700	Pg-11 Punch	—	0.732	18.6	11	—	14	2.0	✓		✓
32003	32003	Pg-11 Die	—	0.732	18.6	11	—	14	2.0	✓		✓
17697	17697	Pg-13 Punch	—	0.803	20.4	13	20	14	2.0	✓	✓	✓
32004	32004	Pg-13 Die	—	0.803	20.4	13	20	14	2.0	✓	✓	✓
121AV	04006	Pg-16 Punch	7/8	0.885	22.5	16	—	10	3.5	✓		✓
14722	14722	Pg-16 Die	7/8	0.885	22.5	16	—	10	3.5	✓		✓
36882	36882	Pg-21 Punch	—	1.115	28.3	21	—	10	3.5	✓		✓
32006	32006	Pg-21 Die	—	1.115	28.3	21	—	10	3.5	✓		✓
36282	36282	30.5 mm Punch	1-7/32	1.210	30.5	—	—	16	1.5	✓		✓
36279	36279	30.5 mm Die	1-7/32	1.210	30.5	—	—	16	1.5	✓		✓
18331	18331	Pg-29 Punch	—	1.457	37.0	29	—	10	3.5	✓		✓
32008	32008	Pg-29 Die	—	1.457	37.0	29	—	10	3.5	✓		✓
17687	17687	Pg-36 Punch	—	1.850	47.0	36	—	10	3.5	✓		✓
32009	32009	Pg-36 Die	—	1.850	47.0	36	—	10	3.5	✓		✓
17690	17690	Pg-48 Punch	—	2.362	60.0	48	—	10	3.5	✓		✓
32011	32011	Pg-48 Die	—	2.362	60.0	48	—	10	3.5	✓		✓
35193	35193	ISO-16 Punch	—	0.638	16.2	—	16	14	2.0		✓	
35162	35162	ISO-16 Die	—	0.638	16.2	—	16	14	2.0		✓	
87AV	03986	ISO-25 Punch	1	1.000	25.4	—	25	14	2.0		✓	
35164	35164	ISO-25 Die	1	1.000	25.4	—	25	14	2.0		✓	
24459	24459	ISO-32 Punch	—	1.280	32.5	—	32	10	3.5		✓	
35168	35168	ISO-32 Die	—	1.280	32.5	—	32	10	3.5		✓	
24462	24462	ISO-40 Punch	—	1.595	40.5	—	40	10	3.5		✓	
35159	35159	ISO-40 Die	—	1.595	40.5	—	40	10	3.5		✓	
1756AV	04232	ISO-50 Punch	2	2.000	50.8	—	50	10	3.5			
35161	35161	ISO-50 Die	2	2.000	50.8	—	50	10	3.5			
1758AV	04234	ISO-63 Punch	2-1/2	2.500	63.5	—	63	10	3.5			
1757AV	04233	ISO-63 Die	2-1/2	2.500	63.5	—	63	10	3.5			
249AVBB	04040	Draw Stud – 3/4" x 2-1/8"									✓	
304AVBB	04042	Draw Stud – 3/4" x 2-15/16"								✓		
34941	34941	Ratchet Wrench – 1" Hex								✓	✓	
34410	34410	Kwik Stepper® Step Bit 1/2" (12.7 mm)								✓	✓	
00042	00042	Ball Bearing Draw Stud with 1" Hex Head, 3/8" x 1-5/8"								✓	✓	
36685	36685	Plastic Case								✓	✓	

Draw Studs and Misc.

Punches and Dies

ELECTRIC & BATTERY-POWERED KNOCKOUT KITS

Gator® Plus Battery-Powered Knockout Punch Driver Kits



- Punches a hole for 2" conduit (61.5 mm) in only 12 seconds.
- Angled pistol grip allows easy one-handed control and positioning.
- Tool senses when the hole is completely punched and automatically shuts off to prevent damage to the punch and die.
- Develops 6.7 tons of hydraulic force, capable of punching up to 2" conduit (61.5 mm) size holes in 10-gauge (3.5 mm) mild steel and 12-gauge (2.5 mm) stainless steel.
- Three choices of battery chargers – 120 volt, 220 volt, or 12 volt. Punches approximately (80) 1/2" conduit size holes or (40) 2" conduit size holes in 10-gauge mild steel per battery charge.
- U.S. Patents #6,065,326, and #6,206,663.

SPECIFICATIONS

Weight (driver with battery only)	8.25 lbs. (3.7 kg)
Overall Length (ram retracted)	10.3 in. (262 mm)
Height	11.5 in. (292 mm)
Maximum Punch Force	6.7 tons (60 kN)
Maximum Round Punch Size (in 10 gauge mild steel)	2.42 in. dia. (61.5 mm dia)
Maximum Square Punch Size (in 10 gauge mild steel)	2-11/16 in. x 2-11/16 in. (68.0 x 68.0 mm)
Maximum Rectangular Punch Size (in 10 gauge mild steel)	1.378 x 2.559 in. (35.0 x 65.0 mm)
Maximum Ram Travel	0.87 in (22 mm)
Charging Time	Approximately 1 hour
Battery Voltage	12 V, 2.6Ah, NIMH

CAT. NO.	UPC NO.	DESCRIPTION	WEIGHT	
			LBS.	kg.
LS6011A	03557	Battery-powered driver with 120 volt charger, 2 batteries, 2 draw studs, 1 adapter, 1 spacer and case	23	10.4
LS6012A	03558	Battery-powered driver with 12 volt charger, 2 batteries, 2 draw studs, 1 adapter, 1 spacer and case	23	10.4
LS6022A	03559	Battery-powered driver with 220 volt charger, 2 batteries, 2 draw studs, 1 adapter, 1 spacer and case	23	10.4
LS6011B	04311	Battery-powered driver with 120 volt charger, 2 batteries, 1/2" through 2" Slug-Buster® conduit size punches, 2 draw studs, 1 adapter, 1 spacer and case	27	12.2
LS6012B	04661	Battery-powered driver with 12 volt charger, 2 batteries, 1/2" through 2" Slug-Buster® conduit size punches, 2 draw studs, 1 adapter, 1 spacer and case	27	12.2
LS6022B	04312	Battery-powered driver with 220 volt charger, 2 batteries, 1/2" through 2" Slug-Buster® conduit size punches, 2 draw studs, 1 adapter, 1 spacer and case	27	12.2
07063	07063	12V NIMH Battery		
MKLS60	05956	Carrying Case		

See page 59 for complete parts list for all kits.

STEEL CAPACITIES FOR CONDUIT SIZES

STUD AND ACCESSORIES	STANDARD PUNCHES AND SLUG-BUSTER®								SLUG-SPLITTER SC™						Electronic Connector Punches RS-232, 229, 231, 234, 238
	1/2" CON.	3/4"	1-7/32" CON.	1" CON.	1-1/4" CON.	1-1/2" CON.	2" CON.	1/2" CON.	3/4" CON.	1-7/32" CON.	1" CON.	1-1/4" CON.	1-1/2" CON.	2" CON.	
	Ø 0.885" 22.5mm	Ø 1.115" 28.3mm	Ø 1.210" 30.5mm	Ø 1.362" 34.6mm	Ø 1.701" 43.2mm	Ø 1.951" 49.6mm	Ø 2.415" 61.5mm	Ø 0.885" 22.5mm	Ø 1.115" 28.3mm	Ø 1.210" 30.5mm	Ø 1.362" 34.6mm	Ø 1.701" 43.2mm	Ø 1.951" 49.6mm	Ø 2.416" 61.5mm	
1614SS Draw Stud															
1924AA Spacer	Diagonal Hatching														
33967 Adapter															
1924AA Spacer ①								Diagonal Hatching							
29451 7/16" Draw Stud															
1924AA Spacer															
31872 3/4" Draw Stud		Diagonal Hatching	Diagonal Hatching	Diagonal Hatching	Diagonal Hatching	Diagonal Hatching		Diagonal Hatching	Diagonal Hatching	Diagonal Hatching	Diagonal Hatching	Diagonal Hatching	Diagonal Hatching	Diagonal Hatching	
31872 3/4" Draw Stud							Diagonal Hatching								
33967 Adapter															Diagonal Hatching

① 29451 sold separately. See page 73 for ordering information.

10 GA. (0.1345" [3.5 mm]) MILD STEEL
 10 GA. (0.1345" [3.5 mm]) STAINLESS STEEL
 12 GA. (0.1046" [2.5 mm]) STAINLESS STEEL
 16 GA. (0.0598" [1.5 mm]) MILD STEEL AND 1/8" ALUMINUM

R = REPLACEMENT PART **A** = ACCESSORY

Holemaking

USA Tel: 800.435.0786
Fax: 800.451.2632

Canada Tel: 800.435.0786
Fax: 800.524.2853

International Tel: +1.815.397.7070
Fax: +1.815.397.9247

Gator® Plus Cored Knockout Punch Driver Kits



- Punches a hole for 2" conduit (61.5 mm) in only 12 seconds.
- Angled pistol grip allows easy one-handed control and positioning.
- Tool senses when the hole is completely punched and automatically shuts off to prevent damage to the punch and die.
- Develops 6.7 tons of hydraulic force, capable of punching up to 2" conduit (61.5 mm) size holes in 10-gauge (3.5 mm) mild steel and 12-gauge (2.5 mm) stainless steel.
- Operates directly from 120V/60Hz or 230V/50Hz electrical outlets. No need to charge batteries or worry about running out of power.
- Equipped with 15-foot (5 m) cord. Can be used with extension cords.
- U.S. Patents #6,065,326 and #6,206,663.

SPECIFICATIONS

Weight (driver with battery only)	8.25 lbs. (3.7 kg)
Overall Length (ram retracted)	10.3 in. (262 mm)
Height	11.5 in. (292 mm)
Maximum Punch Force	6.7 tons (60 kN)
Maximum Round Punch Size (in 10 gauge mild steel)	2.42 in. dia. (61.5 mm dia)
Maximum Square Punch Size (in 10 gauge mild steel)	2-11/16 in. x 2-11/16 in. (68.0 x 68.0 mm)
Maximum Rectangular Punch Size (in 10 gauge mild steel)	1.378 x 2.559 in. (35.0 x 65.0 mm)
Maximum Ram Travel	0.87 in (22 mm)
Operating Voltage	120V, 60Hz; 230V, 50Hz

CAT. NO.	UPC NO.	DESCRIPTION	WEIGHT	
			LBS.	kg
CLS6011A	01496	Corded Driver, 120 Volts/60Hz, with 2 Draw Studs, 1 Adapter, 1 Spacer and Case.	23	10.4
CLS6022A	01497	Corded Driver, 230 Volts/50Hz, with 2 Draw Studs, 1 Adapter, 1 Spacer and Case.	23	10.4
CLS6011B	01498	Corded Driver, 120 Volts/60Hz, with 1/2" through 2" Slug-Buster® Conduit Size Punches, 2 Draw Studs, 1 Adapter, 1 Spacer and Case.	23	10.4
CLS6022B	01499	Corded Driver, 230 Volts/50Hz, with 1/2" through 2" Slug-Buster® Conduit Size Punches, 2 Draw Studs, 1 Adapter, 1 Spacer and Case.	27	12.2
MKNLS60	01686	Carrying Case		

See page 59 for complete parts list for all kits.

STEEL CAPACITIES FOR CONDUIT SIZES

STUD AND ACCESSORIES	STANDARD PUNCHES AND SLUG-BUSTER®							SLUG-SPLITTER SC™						
	1/2" CON.	3/4"	1-7/32" CON.	1" CON.	1-1/4" CON.	1-1/2" CON.	2" CON.	1/2" CON.	3/4" CON.	1-7/32" CON.	1" CON.	1-1/4" CON.	1-1/2" CON.	2" CON.
	Ø 0.885" 22.5mm	Ø 1.115" 28.3mm	Ø 1.210" 30.5mm	Ø 1.362" 34.6mm	Ø 1.701" 43.2mm	Ø 1.951" 49.6mm	Ø 2.415" 61.5mm	Ø 0.885" 22.5mm	Ø 1.115" 28.3mm	Ø 1.210" 30.5mm	Ø 1.362" 34.6mm	Ø 1.701" 43.2mm	Ø 1.951" 49.6mm	Ø 2.416" 61.5mm
1614SS Draw Stud														
1924AA Spacer	Diagonal Hatching													
33967 Adapter														
1924AA Spacer ①														
29451 7/16" Draw Stud								Diagonal Hatching						
1924AA Spacer														
31872 3/4" Draw Stud		Diagonal Hatching	Diagonal Hatching	Diagonal Hatching	Diagonal Hatching	Diagonal Hatching			Diagonal Hatching	Diagonal Hatching	Diagonal Hatching	Diagonal Hatching	Diagonal Hatching	Diagonal Hatching
31872 3/4" Draw Stud							Diagonal Hatching							Diagonal Hatching
33967 Adapter														Cross-hatching

Electronic Connector Punches
RS-232, 229, 231, 234, 238

① 29451 sold separately. See page 73 for ordering information.

- Diagonal Hatching: 10 GA. (0.1345" [3.5 mm]) MILD STEEL
- Diagonal Hatching: 10 GA. (0.1345" [3.5 mm]) STAINLESS STEEL
- Solid Black: 12 GA. (0.1046" [2.5 mm]) STAINLESS STEEL
- Cross-hatching: 16 GA. (0.0598" [1.5 mm]) MILD STEEL AND 1/8" ALUMINUM

Battery-Powered Knockout Punch Driver Kits Parts List

CAT. NO.	UPC NO.	DESCRIPTION	HOLE SIZE				KIT CAT./UPC NO.				
			CONDUIT & PIPE SIZE	ACTUAL		PG	LS6011A/03557 LS6012A/03558 LS6022A/03559	LS6011B/04311 LS6012B/04661 LS6022B/04312	CLS6011A CLS6022A	CLS6011B CLS6022B	
				Ø INCH	Ø mm						
721-1/2	31756	1/2" Conduit Size Slug-Buster® Punch	1/2"	7/8	0.885	22.5	16		✓		✓
14722	14722	1/2" Conduit Size Die	1/2"	7/8	0.885	22.5	16		✓		✓
721-3/4	31757	3/4" Conduit Size Slug-Buster® Punch	3/4"	—	1.115	28.3	21		✓		✓
124AV	06972	3/4" Conduit Size Die	3/4"	—	1.115	28.3	21		✓		✓
721-1	31758	1" Conduit Size Slug-Buster® Punch	1"	—	1.362	34.6	—		✓		✓
126AV	04011	1" Conduit Size Die	1"	—	1.362	34.6	—		✓		✓
721-1-1/4	31759	1-1/4" Conduit Size Slug-Buster® Punch	1-1/4"	1-11/16	1.701	43.2	—		✓		✓
128AV	04013	1-1/4" Conduit Size Die	1-1/4"	1-11/16	1.701	43.2	—		✓		✓
721-1-1/2	31760	1-1/2" Conduit Size Slug-Buster® Punch	1-1/2"	1-15/16	1.951	49.6	—		✓		✓
440AV	04061	1-1/2" Conduit Size Die	1-1/2"	1-15/16	1.951	49.6	—		✓		✓
721-2	31761	2" Conduit Size Slug-Buster® Punch	2"	2-3/8	2.416	61.5	—		✓		✓
442AV	04063	2" Conduit Size Die	2"	2-3/8	2.416	61.5	—		✓		✓
1614SS	30043	Draw Stud—3/8" x 2-13/16"						✓	✓	✓	✓
31872	31872	Draw Stud—3/4" x 4-1/8"						✓	✓	✓	✓
1924AA	03248	Spacer-Short						✓	✓	✓	✓
33967	33967	Stud Adapter—3/8"						✓	✓	✓	✓
01686	01686	Metal Case						✓	✓	✓	✓
MKLS60	05956	Case for LS60						✓	✓	✓	✓

Optional Accessories for LS6011B, LS6012B, and LS6022B (not included in kits)

29451 29451 Draw Stud—7/16" x 4-1/2" for Slug Splitter SC™ Stainless Steel Punches

Holmaking

USA Tel: 800.435.0786
Fax: 800.451.2632

Canada Tel: 800.435.0786
Fax: 800.524.2853

International Tel: +1.815.397.7070
Fax: +1.815.397.9247

HYDRAULIC KNOCKOUT KITS

Quick Draw® Hydraulic Punch Driver and Kits

7706SB
Flex Driver Kit



7806SB
Quick Draw® Kit



7906SB
Quick Draw 90° Kit



The Quick Draw®, Quick Draw 90®, and Quick Draw® Flex feature:

- Compact, lightweight design for portability and fast, easy one-person operation.
- Develops 8 tons of hydraulic force for easy punching, even in 10-gauge stainless steel, depending on individual punch capacities.
- Quick Draw® is perfect for fast, straight-on front panel punching.
- Quick Draw 90°'s right angle driver head rotates over 180 degrees for maximum flexibility in tight working areas.
- Quick Draw® Flex allows unlimited driver orientation to simplify access to work area.
- Can be used with non-round punches within the capacity of the tool (adapter may be required).
- U.S. Patent #6,772,521.

CAT. NO.	UPC NO.	DESCRIPTION	WEIGHT	
			LBS.	kg.
7704SB	10475	Quick Draw® Flex Driver, 2 Draw Studs, 1 Adapter, 1 Spacer and Case	12.1	5.5
7706SB	10476	Standard – Quick Draw® Flex Driver, 1/2" through 2" Slug-Buster® Conduit Size Punches and Dies, 2 Draw Studs, 1 Adapter, 1 Spacer and Case	17.3	7.9
7804SB	34292	Quick Draw® Driver, 2 Draw Studs, 1 Adapter, 1 Spacer and Case	10	4.5
7806SB	34293	Standard – Quick Draw® Driver, 1/2" through 2" Slug-Buster® Conduit Size Punches and Dies 2 Draw Studs, 1 Adapter, 1 Spacer and Case	14	6.4
7804E	34291	Metric – Quick Draw® Driver, 2 Draw Studs, 1 Adapter, 1 Spacer and Case	9.4	4.3
7804ESB	35611	Metric – Quick Draw® Driver, Slug-Buster® Pg Punches and Dies 15.2 mm through 30.5 mm, 2 Draw Studs, 1 Adapter, 1 Spacer and Case	10.3	4.7
7804ISO	35614	Metric – Quick Draw® Driver, Slug-Buster® ISO Punches and Dies 16.2 mm through 40.5 mm, 2 Draw Studs, 1 Adapter, 1 Spacer and Case	11.4	5.2
7904SB	33794	Quick Draw 90° Driver, 2 Draw Studs, 1 Adapter, 1 Spacer and Case	10	4.5
7906SB	34300	Quick Draw 90° Driver, 1/2" through 2" Slug-Buster® Conduit Size Punches and Dies, Draw Studs, 1 Adapter, 1 Spacer and Case	14	6.4
7904E	34299	Metric – Quick Draw 90° Driver, 2 Draw Studs, 1 Adapter, 1 Spacer and Case	11	5.0
7904ESB	35615	Metric – Quick Draw 90° Driver, Slug-Buster® Pg Punches and Dies 15.2 mm through 30.5 mm, 2 Draw Studs, 1 Adapter, 1 Spacer and Case	11	5.0
7904ISO	35616	Metric – Quick Draw 90° Driver, Slug-Buster® ISO Punches and Dies 16.2 mm through 40.5 mm, 2 Draw Studs, 1 Adapter, 1 Spacer and Case	12.2	5.5
34983	34983	Ⓟ Plastic Case		

See page 61 for complete parts list for all kits.

STEEL CAPACITIES FOR CONDUIT SIZES

REQUIRED DRAW STUD AND ACCESSORIES	STANDARD PUNCHES AND SLUG-BUSTER®							SLUG-SPLITTER SC™			
	1/2"	3/4"	1-7/32" OILTIGHT	1"	1-1/4"	1-1/2"	2"	1/2"	3/4"	1-7/32" OILTIGHT	1-1/4"
3/8" Draw Stud											
Spacer & 7/16" Draw Stud											
Spacer & 3/4" Draw Stud											
3/4" Draw Stud											

10 GA. MILD STEEL

10 GA. STAINLESS STEEL

Ⓡ = REPLACEMENT PART Ⓜ = ACCESSORY

Parts List for Quick Draw®, Quick Draw 90® and Quick Draw® Flex Kits

CAT. NO.	UPC NO.	DESCRIPTION	HOLE SIZE						KIT CAT./UPC NO.										
			CONDUIT & PIPE SIZE	ACTUAL		PG	ISO	7704SB/	7706SB/	7804E/	7804ESB/	7804ISO/	7804SB/	7806SB/	7904E/	7904ESB/	7904ISO/	7904SB/	7906SB/
				Ø INCH	Ø mm			10475	10476	34291	35611	35614	34292	34293	34299	35615	35616	33794	34300
721-1/2	31756	1/2" Conduit Size Slug-Buster® Punch	1/2"	7/8	0.885	22.5	16	—	✓	✓		✓		✓				✓	
14722	14722	1/2" Conduit Size Die	1/2"	7/8	0.885	22.5	16	—	✓	✓		✓		✓				✓	
721-3/4	31757	3/4" Conduit Size Slug-Buster® Punch	3/4"	—	1.115	28.3	21	—	✓			✓						✓	
124AV	06972	3/4" Conduit Size Die	3/4"	—	1.115	28.3	21	—	✓			✓						✓	
721-1	31758	1" Conduit Size Slug-Buster® Punch	1"	—	1.362	34.6	—	—	✓			✓						✓	
126AV	04011	1" Conduit Size Die	1"	—	1.362	34.6	—	—	✓			✓						✓	
721-1-1/4	31759	1-1/4" Conduit Size Slug-Buster® Punch	1-1/4"	1-11/16	1.701	43.2	—	—	✓			✓						✓	
128AV	04013	1-1/4" Conduit Size Die	1-1/4"	1-11/16	1.701	43.2	—	—	✓			✓						✓	
721-1-1/2	31760	1-1/2" Conduit Size Slug-Buster® Punch	1-1/2"	1-15/16	1.951	49.6	—	—	✓			✓						✓	
440AV	04061	1-1/2" Conduit Size Die	1-1/2"	1-15/16	1.951	49.6	—	—	✓			✓						✓	
721-2	31761	2" Conduit Size Slug-Buster® Punch	2"	2-3/8	2.416	61.5	—	—	✓			✓						✓	
442AV	04063	2" Conduit Size Die	2"	2-3/8	2.416	61.5	—	—	✓			✓						✓	
31969	31969	Slug-Buster® Punch	—	—	0.598	15.2	9	—				✓			✓				
32002	32002	Die	—	—	0.598	15.2	9	—				✓			✓				
31970	31970	Slug-Buster® Punch	—	—	0.732	18.6	11	—				✓			✓				
32003	32003	Die	—	—	0.732	18.6	11	—				✓			✓				
31971	31971	Slug-Buster® Punch	—	—	0.803	20.4	13	20				✓			✓				
32004	32004	Die	—	—	0.803	20.4	13	20				✓			✓				
31973	31973	Slug-Buster® Punch	3/4"	—	1.115	28.3	21	—				✓			✓				
32006	32006	Die	3/4"	—	1.115	28.3	21	—				✓			✓				
36284	36284	30.5 mm Slug-Buster® Punch	—	1-7/32	1.210	30.5	—	—				✓			✓				
36279	36279	30.5 mm Die	—	1-7/32	1.210	30.5	—	—				✓			✓				
35163	35163	ISO-16 Slug-Buster® Punch	—	—	0.638	16.2	—	16				✓							
35162	35162	ISO-16 Die	—	—	0.638	16.2	—	16				✓						✓	
35165	35165	ISO-25 Slug-Buster® Punch	—	1	1.000	25.4	—	25				✓							
35164	35164	ISO-25 Die	—	1	1.000	25.4	—	25				✓						✓	
35169	35169	ISO-32 Slug-Buster® Punch	—	—	1.280	32.5	—	32				✓							
35168	35168	ISO-32 Die	—	—	1.280	32.5	—	32				✓						✓	
35158	35158	ISO-40 Slug-Buster® Punch	—	—	1.595	40.5	—	40				✓							
35159	35159	ISO-40 Die	—	—	1.595	40.5	—	40				✓						✓	
34288	34288	Quick Draw® Hydraulic Punch Driver										✓	✓						
33786	33786	Quick Draw 90® Hydraulic Punch Driver													✓	✓	✓	✓	
10383	10383	Quick Draw® Flex Driver							✓	✓									
1614SS	30043	Draw Stud-3/8" x 2-13/16"							✓	✓	✓	✓	✓	✓	✓	✓	✓	✓	
31872	31872	Draw Stud-3/4" x 4-1/8"							✓	✓	✓	✓	✓	✓	✓	✓	✓	✓	
1924AA	03248	Spacer-Short							✓	✓	✓	✓	✓	✓	✓	✓	✓	✓	
33967	33967	Stud Adapter-3/8"							✓	✓	✓	✓	✓	✓	✓	✓	✓	✓	
35202	35202	Plastic Case																	
34983	34983	Plastic Case																	
10391	10391	Plastic Case							✓	✓								✓	
Optional Accessories for 7806SB, 7804E, 7804ESB, 7804ISO, 7906SB, 7904E, 7904ESB and 7904ISO Kits (not included in kits)																			
29451	29451	7/16" (11.1 mm) Stainless Steel Draw Stud																	

Slug-Buster® Ram and Foot Pump Hydraulic Driver Kits



- Foot operation frees both hands to position punch.
- Punches 10 times faster than wrench method.
- Will also drive 751 Cable Cutter head.
- Powerful 11-ton hydraulic ram.
- Can be used with most standard round, Slug-Buster® and Slug-Splitter SC™ punch sizes. (Not 1/2", 9/16" 5/8")
- Can be used with non-round punches (adapter may be required).

CAT. NO.	UPC NO.	DESCRIPTION	WEIGHT LBS. kg.
7625	25097	Driver, Foot Pump, Steel Case	37 17
7606SB	07173	Driver, Foot Pump, Slug-Buster® Punches, Dies and Draw Studs for 1/2" through 2" Conduit, Steel Case	42 19
7610SB	07174	Driver, Foot Pump, Slug-Buster® Punches, Dies & Draw Studs for 1/2" through 2" Conduit, Slug-Buster® Punches and 2 1/2" through 4" Conduit Standard Round Punches	60 27

STEEL CAPACITIES FOR CONDUIT SIZES

REQUIRED DRAW STUD AND ACCESSORIES	STANDARD & SLUG-BUSTER® PUNCHES						STANDARD				SLUG-SPLITTER SC™						
	1/2"	3/4"	1"	1-1/4"	1-1/2"	2"	2-1/2"	3"	3-1/2"	4"	1/2"	3/4"	1"	1-1/4"	1-1/2"	2"	
3/4" Stud (03294), 3/8" Stud (30043) & Spacers	10 GA. MILD STEEL																
3/4" Stud (03294), Long Spacer		10 GA. MILD STEEL															
3/4" Stud (03294), Short Spacer					10 GA. MILD STEEL												
3/4" Stud (03294)							10 GA. MILD STEEL										
3/4" Stud (03294), & Sleeve (03170)								10 GA. MILD STEEL									
7/16" Stud (29451)											10 GA. STAINLESS STEEL						
3/4" Stud (29452)												10 GA. STAINLESS STEEL	10 GA. STAINLESS STEEL	10 GA. STAINLESS STEEL	10 GA. STAINLESS STEEL	10 GA. STAINLESS STEEL	10 GA. STAINLESS STEEL

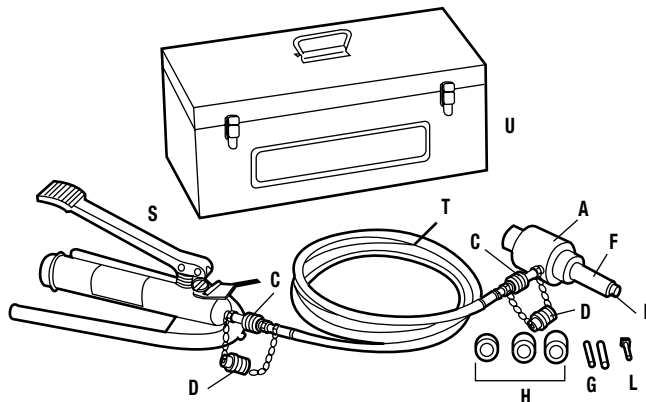
10 GA. MILD STEEL

10 GA. STAINLESS STEEL

Ram and Foot Pump Kits Parts List

CAT. NO.	UPC NO.	DESCRIPTION	CONDUIT & PIPE SIZE	HOLE SIZE			PG	KIT CAT./UPC NO.		
				ACTUAL		7625/ 25097		7606SB/ 07173	7610SB/ 07174	
				Ø INCH	Ø mm					
721-1/2	31756	1/2" Conduit Size Slug-Buster® Punch	1/2"	7/8	0.885	22.5	16		1	1
14722	14722	1/2" Conduit Size Die	1/2"	7/8	0.885	22.5	16		1	1
721-3/4	31757	3/4" Conduit Size Slug-Buster® Punch	3/4"	—	1.115	28.3	21	—	1	1
124AV	06972	3/4" Conduit Size Die	3/4"	—	1.115	28.3	21		1	1
721-1	31758	1" Conduit Size Slug-Buster® Punch	1"	—	1.362	34.6	—		1	1
126AV	04011	1" Conduit Size Die	1"	—	1.362	34.6	—		1	1
721-1-1/4	31759	1-1/4" Conduit Size Slug-Buster® Punch	1-1/4"	1-11/16	1.701	43.2	—		1	1
128AV	04013	1-1/4" Conduit Size Die	1-1/4"	1-11/16	1.701	43.2	—		1	1
721-1-1/2	31760	1-1/2" Conduit Size Slug-Buster® Punch	1-1/2"	1-15/16	1.951	49.6	—		1	1
440AV	04061	1-1/2" Conduit Size Die	1-1/2"	1-15/16	1.951	49.6	—		1	1
721-2	31761	2" Conduit Size Slug-Buster® Punch	2"	2-3/8	2.416	61.5	—		1	1
442AV	04063	2" Conduit Size Die	2"	2-3/8	2.416	61.5	—		1	1
1429AV	04175	2-1/2" Conduit Size Punch	2-1/2"	2-7/8	2.914	74.0	—			1
1430AV	04177	2-1/2" Conduit Size Die	2-1/2"	2-7/8	2.914	74.0	—			1
1431AV	04180	3" Conduit Size Punch	3"	3-1/2	3.539	89.9	—			1
1432AV	04183	3" Conduit Size Die	3"	3-1/2	3.539	89.9	—			1
2982AV	04653	3-1/2" Conduit Size Punch	3-1/2"	4	4.044	102.7	—			1
2981AV	04652	3-1/2" Conduit Size Die	3-1/2"	4	4.044	102.7	—			1
2984AV	04655	4" Conduit Size Punch	4"	4-1/2	4.544	115.4	—			1
2983AV	04654	4" Conduit Size Die	4"	4-1/2	4.544	115.4	—			1
746	17091	(A) Ram (includes 1 ea. of items B, C, and D)						1	1	1
2113AA	03294	(B) Draw Stud—3/4" x 5-3/8"						1	1	1
54167	54167	(C) Female Coupler—1/4"						1	1	1
54168	54168	(D) Dust Plug						1	1	1
1557AA	03170	(F) Punch Sleeve						1	1	1
1614SS	30043	(G) Draw stud—3/8"x 2-13/16"						2	2	2
15908	15908	(H) Spacer Group (includes 1 ea. of items I, J, and K)						1	1	1
1924AA	03248	(I) Spacer-Short						1	1	1
1925AA	03249	(J) Spacer-Medium						1	1	1
1926AA	06904	(K) Spacer-Long						1	1	1
34410	34410	(L) Kwik Stepper® Step Bit 1/2"						1	1	1
1725	31353	(S) Hydraulic Foot Pump (includes 1 ea. – 54167 female coupler and 54168 dust plug)						1	1	1
37729	37729	(T) High Pressure Hose Unit – 1/4" x 10'; filled with hydraulic oil; (includes the following 2 items)						1	1	1
54169	54169	Couplers						2	2	2
54170	54170	Dust Caps						2	2	2
23955	23955	(U) Steel case						1	1	1
25094	25094	Tray						1	1	1

RAM AND FOOT PUMP HYDRAULIC DRIVER PARTS IDENTIFICATION
(Match letters above to drawing.)



R = REPLACEMENT PART **A** = ACCESSORY

Ram and Hand Pump Kits Parts List

CAT. NO.	UPC NO.	DESCRIPTION	HOLE SIZE						KIT CAT./UPC NO.				
			CONDUIT & PIPE SIZE	ACTUAL		PG	ISO	7646/15906	7306SB/34360	7310SB/34361	7646PGSB/32799	38520	
				Ø INCH	Ø mm								
721-1/2	31756	1/2" Conduit Size Slug-Buster® Punch	1/2"	7/8	0.885	22.5	16	—	—	1	1	1	1
14722	14722	1/2" Conduit Size Die	1/2"	7/8	0.885	22.5	16	—	—	1	1	1	1
721-3/4	31757	3/4" Conduit Size Slug-Buster® Punch	3/4"	—	1.115	28.3	21	—	—	1	1	—	1
124AV	06972	3/4" Conduit Size Die	3/4"	—	1.115	28.3	21	—	—	1	1	—	1
721-1	31758	1" Conduit Size Slug-Buster® Punch	1"	—	1.362	34.6	—	—	—	1	1	—	1
126AV	04011	1" Conduit Size Die	1"	—	1.362	34.6	—	—	—	1	1	—	1
721-1-1/4	31759	1-1/4" Conduit Size Slug-Buster® Punch	1-1/4"	1-11/16	1.701	43.2	—	—	—	1	1	—	1
128AV	04013	1-1/4" Conduit Size Die	1-1/4"	1-11/16	1.701	43.2	—	—	—	1	1	—	1
721-1-1/2	31760	1-1/2" Conduit Size Slug-Buster® Punch	1-1/2"	1-15/16	1.951	49.6	—	—	—	1	1	—	1
440AV	04061	1-1/2" Conduit Size Die	1-1/2"	1-15/16	1.951	49.6	—	—	—	1	1	—	1
721-2	31761	2" Conduit Size Slug-Buster® Punch	2"	2-3/8	2.416	61.5	—	—	—	1	1	—	1
442AV	04063	2" Conduit Size Die	2"	2-3/8	2.416	61.5	—	—	—	1	1	—	1
1429AV	04175	2-1/2" Conduit Size Punch	2-1/2"	2-7/8	2.914	74.0	—	—	—	—	1	—	1
1430AV	04177	2-1/2" Conduit Size Die	2-1/2"	2-7/8	2.914	74.0	—	—	—	—	1	—	1
1431AV	04180	3" Conduit Size Punch	3"	3-1/2	3.539	89.9	—	—	—	—	1	—	1
1432AV	04183	3" Conduit Size Die	3"	3-1/2	3.539	89.9	—	—	—	—	1	—	1
2982AV	04653	3-1/2" Conduit Size Punch	3-1/2"	4	4.044	102.7	—	—	—	—	1	—	—
2981AV	04652	3-1/2" Conduit Size Die	3-1/2"	4	4.044	102.7	—	—	—	—	1	—	—
2984AV	04655	4" Conduit Size Punch	4"	4-1/2	4.544	115.4	—	—	—	—	1	—	1
2983AV	04654	4" Conduit Size Die	4"	4-1/2	4.544	115.4	—	—	—	—	1	—	1
31969	31969	Slug-Buster® Punch	—	—	0.598	15.2	9	—	—	—	—	—	1
32002	32002	Die	—	—	0.598	15.2	9	—	—	—	—	—	1
31970	31970	Slug-Buster® Punch	—	—	0.732	18.6	11	—	—	—	—	—	1
32003	32003	Die	—	—	0.732	18.6	11	—	—	—	—	—	1
31971	31971	Slug-Buster® Punch	—	—	0.803	20.4	13	20	—	—	—	—	1
32004	32004	Die	—	—	0.803	20.4	13	20	—	—	—	—	1
31973	31973	Slug-Buster® Punch	3/4"	—	1.115	28.3	21	—	—	—	—	—	1
32006	32006	Die	3/4"	—	1.115	28.3	21	—	—	—	—	—	1
36284	36284	30.5 mm Slug-Buster® Punch	—	1-7/32	1.210	30.5	—	—	—	—	—	—	1
36279	36279	30.5 mm Die	—	1-7/32	1.210	30.5	—	—	—	—	—	—	1
31975	31975	Slug-Buster® Punch	—	—	1.457	37.0	29	—	—	—	—	—	1
32008	32008	Die	—	—	1.457	37.0	29	—	—	—	—	—	1
31976	31976	Slug-Buster® Punch	—	—	1.850	47.0	36	—	—	—	—	—	1
32009	32009	Die	—	—	1.850	47.0	36	—	—	—	—	—	1
31978	31978	Slug-Buster® Punch	—	—	2.362	60.0	48	—	—	—	—	—	1
32011	32011	Die	—	—	2.362	60.0	48	—	—	—	—	—	1
746	17091	Ram (includes following item)	—	—	—	—	—	—	—	1	1	1	1
2113AA	03294	Draw Stud—3/4" x 5-3/8"	—	—	—	—	—	—	—	1	1	1	1
1557AA	03170	Punch Sleeve	—	—	—	—	—	—	—	1	1	1	1
1614SS	30043	Draw Stud—3/8"x 2-13/16"	—	—	—	—	—	—	—	2	2	2	2
15908	15908	Spacer Group (includes 1 ea. of the following 3 items)	—	—	—	—	—	—	—	1	1	1	1
1924AA	03248	Spacer-Short	—	—	—	—	—	—	—	1	1	1	1
1925AA	03249	Spacer-Medium	—	—	—	—	—	—	—	1	1	1	1
1926AA	06904	Spacer-Long	—	—	—	—	—	—	—	1	1	1	1
34410	34410	Kwik Stepper® Step Bit 1/2"	—	—	—	—	—	—	—	1	1	1	1
767	13284	Hydraulic Hand Pump	—	—	—	—	—	—	—	1	1	1	1
06302	06302	High Pressure Hose—1/4" x 3'	—	—	—	—	—	—	—	1	1	1	1
30206	30206	Plastic Case	—	—	—	—	—	—	—	1	1	—	—
18402	18402	Steel Case	—	—	—	—	—	—	—	—	—	1	1
25094	25094	Punch Tray	—	—	—	—	—	—	—	—	—	1	—

Draw Studs and Misc.

Punches and Dies

Holemaking

International Tel: +1.815.397.7070
Fax: +1.815.397.9247

Canada Tel: 800.435.0786
Fax: 800.524.2853

USA Tel: 800.435.0786
Fax: 800.451.2632

Ram and Hand Pump Hydraulic Driver Kits (Inch and Metric)



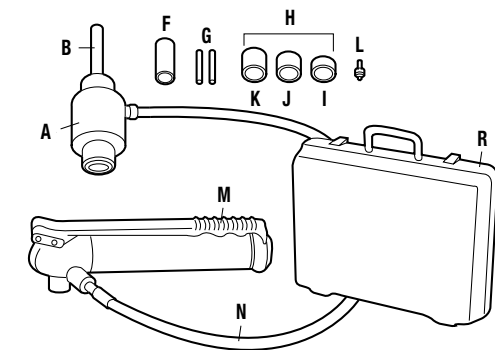
- Fast, easy and simple to operate.
- Compact design for field use on construction sites and maintenance jobs.
- Punches 10 times faster than wrench method.
- Will also drive 751 Cable Cutter head.
- Can be used with most standard round Slug-Buster® and Slug-Splitter SC™ punches (not 1/2", 9/16", 5/8").
- Can be used with non-round punches (adapter may be required).
- 3-foot hose
- Powerful 11-ton hydraulic ram.

CAT. NO.	UPC NO.	DESCRIPTION	WEIGHT	
			LBS.	kg.
7646	15906	Driver with Hand Pump, Draw Studs, Spacer and Plastic Case	20	9.1
7306	15909	Driver, Hand Pump, Standard Punches, Dies and Draw Studs for 1/2" through 2" Conduit, Plastic Case	24	10.9
7306SB	34360	Driver, Hand Pump, Slug-Buster® Punches, Dies and Draw Studs for 1/2" through 2" Conduit, Adapter, Spacers, Kwik Stepper® Step Bit and Plastic Case	24	10.9
7310	15910	Driver, Hand Pump, Standard Punches, Dies and Draw Studs and Spacers for 1/2" through 4" Conduit, Steel Case	54	24.5
7310SB	34361	Driver, Hand Pump, Slug-Buster® Punches, Dies and Draw Studs for 1/2" through 2" and 2-1/2" through 4" Standard Conduit Size Punches, Dies and Draw Studs, Adapter, Spacers, Kwik Stepper® Step Bit and Steel Case	54	24.5
7646Pg	27433	Metric – Driver, Hand Pump, Standard Pg Punches, Dies and Draw Studs and Spacers for 15.2 mm through 60.0 mm, Plastic Case	24	10.9
7646PgSB	32799	Metric – Driver, Slug-Buster® Pg Punches, Dies and Draw Studs for 15.2 mm through 60.0 mm, Adapter, Spacers, Kwik Stepper® Step Bit and Plastic Case	24	10.9
7304	02815	Standard Punch and Die Kit (no draw studs) for 2-1/2" through 4" Conduit, Plastic Case	21	9.5
38456	38456	Driver, Hand Pump, Standard Punches, Dies and Draw Studs and Spacers for 1/2" through 3" and 4" Conduit, Steel Case	48.4	22
38520	38520	Driver, Hand Pump, Slug-Buster® Punches and Draw Studs for 1/2" through 3" and 4" Conduit, Adapter, Spacers, Kwik Stepper® Step Bit and Steel Case	48	21.8

STEEL CAPACITIES FOR CONDUIT SIZES

REQUIRED DRAW STUD AND ACCESSORIES	STANDARD & SLUG-BUSTER® PUNCHES						STANDARD				SLUG-SPLITTER SC™					
	1/2"	3/4"	1"	1-1/4"	1-1/2"	2"	2-1/2"	3"	3-1/2"	4"	1/2"	3/4"	1"	1-1/4"	1-1/2"	2"
3/4" Stud (03294), 3/8" Stud (30043) & Spacers	///															
3/4" Stud (03294), Long Spacer		///	///	///												
3/4" Stud (03294), Short Spacer					///											
3/4" Stud (03294)							///									
3/4" Stud (03294), & Sleeve (03170)								///								
7/16" Stud (29451)											///					
3/4" Stud (29452)												///	///	///	///	///

/// 10 GA. MILD STEEL ▨ 10 GA. STAINLESS STEEL



(R) = REPLACEMENT PART (A) = ACCESSORY

RAM AND HAND PUMP HYDRAULIC DRIVER PARTS IDENTIFICATION

KEY	CAT./UPC NO.	DESCRIPTION
A	746 / 17091	(R) Ram (includes Item B)
B	2113AA / 03294	(R) Draw Stud-3/4" x 5-3/8"
F	1557AA / 03170	(R) Punch Sleeve
G	1614SS / 30043	(R) Draw Stud-3/8" x 2-13/16"
H	15908	(R) Spacer Group (includes Items I, J and K)
I	1924AA / 03248	(R) Spacer-Short
J	1925AA / 03249	(R) Spacer-Medium
K	1926AA / 06904	(R) Spacer-Long
L	34410	(R) Kwik Stepper® Step Bit 1/2"
M	767 / 13284	(R) Hydraulic Hand Pump
N	06302 / 06302	(R) High Pressure Hose-1/4" x 3'
R	30206	(R) Plastic Case

Ram and Hand Pump Kits Parts List

CAT. NO.	UPC NO.	DESCRIPTION	HOLE SIZE					KIT CAT./UPC NO.				
			CONDUIT & PIPE SIZE	ACTUAL		PG	7646/15906	7306/15909	7310/15910	7646PG/27433	38456	
				Ø INCH	Ø mm							
721-1/2	31756	1/2" Conduit Size Slug-Buster® Punch	1/2"	7/8	0.885	22.5	16		1	1		1
121AV	04006	1/2" Conduit Size Punch	1/2"	7/8	0.885	22.5	16				1	
14722	14722	1/2" Conduit Size Die	1/2"	7/8	0.885	22.5	16		1	1	1	
123AV	04008	3/4" Conduit Size Punch	3/4"	—	1.115	28.3	21		1	1		1
124AV	06972	3/4" Conduit Size Die	3/4"	—	1.115	28.3	21		1	1		1
125AV	04010	1" Conduit Size Punch	1"	—	1.362	34.6	—		1	1		1
126AV	04011	1" Conduit Size Die	1"	—	1.362	34.6	—		1	1		1
127AV	06974	1-1/4" Conduit Size Punch	1-1/4"	1-11/16	1.701	43.2	—		1	1		1
128AV	04013	1-1/4" Conduit Size Die	1-1/4"	1-11/16	1.701	43.2	—		1	1		1
439AV	06978	1-1/2" Conduit Size Punch	1-1/2"	1-15/16	1.951	49.6	—		1	1		1
440AV	04061	1-1/2" Conduit Size Die	1-1/2"	1-15/16	1.951	49.6	—		1	1		1
441AV	04062	2" Conduit Size Punch	2"	2-3/8	2.416	61.5	—		1	1		1
442AV	04063	2" Conduit Size Die	2"	2-3/8	2.416	61.5	—		1	1		1
1429AV	04175	2-1/2" Conduit Size Punch	2-1/2"	2-7/8	2.914	74.0	—			1		1
1430AV	04177	2-1/2" Conduit Size Die	2-1/2"	2-7/8	2.914	74.0	—			1		1
1431AV	04180	3" Conduit Size Punch	3"	3-1/2	3.539	89.9	—			1		1
1432AV	04183	3" Conduit Size Die	3"	3-1/2	3.539	89.9	—			1		1
2982AV	04653	3-1/2" Conduit Size Punch	3-1/2"	4	4.044	102.7	—			1		
2981AV	04652	3-1/2" Conduit Size Die	3-1/2"	4	4.044	102.7	—			1		
2984AV	04655	4" Conduit Size Punch	4"	4-1/2	4.544	115.4	—			1		1
2983AV	04654	4" Conduit Size Die	4"	4-1/2	4.544	115.4	—			1		1
21316	21316	Punch	—	—	0.598	15.2	9				1	
32002	32002	Die	—	—	0.598	15.2	9				1	
17700	17700	Punch	—	—	0.732	18.6	11				1	
32003	32003	Die	—	—	0.732	18.6	11				1	
17697	17697	Punch	—	—	0.803	20.4	13				1	
32004	32004	Die	—	—	0.803	20.4	13				1	
36882	36882	Punch	3/4"	—	1.115	28.3	21				1	
32006	32006	Die	3/4"	—	1.115	28.3	21				1	
36282	36282	30.5 mm Punch	—	1-7/32	1.210	30.5	—				1	
36279	36279	30.5 mm Die	—	1-7/32	1.210	30.5	—				1	
18331	18331	Punch	—	—	1.457	37.0	29				1	
32008	32008	Die	—	—	1.457	37.0	29				1	
17687	17687	Punch	—	—	1.850	47.0	36				1	
32009	32009	Die	—	—	1.850	47.0	36				1	
17690	17690	Punch	—	—	2.362	60.0	48				1	
32011	32011	Die	—	—	2.362	60.0	48				1	
746	17091	Ram (includes following item)						1	1	1	1	1
2113AA	03294	Draw Stud—3/4" x 5-3/8"						1	1	1	1	1
1557AA	03170	Punch Sleeve						1	1	1	1	1
1614SS	30043	Draw Stud—3/8" x 2-13/16"						2	2	2	2	2
15908	15908	Spacer Group (includes 1 ea. of the following 3 items)										
1924AA	03248	Spacer-Short						1	1	1	1	1
1925AA	03249	Spacer-Medium						1	1	1	1	1
1926AA	06904	Spacer-Long						1	1	1	1	1
34410	34410	Kwik Stepper® Step Bit 1/2"						1	1	1	1	1
767	13284	Hydraulic Hand Pump						1	1	1	1	1
06302	06302	High Pressure Hose—1/4" x 3'						1	1	1	1	1
30206	30206	Plastic Case						1	1		1	
18402	18402	Steel Case								1		1

See Slug-Buster Knockout Punches on pages 45 and 46.

KNOCKOUT PARTS CABINETS

Knockout Punch Parts Assortment Cabinets



7360SB



7361SB

- Includes balanced stock of replacement parts in sturdy steel cabinets.

CAT. NO.	UPC NO.	DESCRIPTION
7360SB	34358	Knockout Punch Parts Assortment 1/2" - 2". Includes Metal Cabinet 14" High, 13" Wide and 14-3/4" Deep, with 4 Drawers.
7361SB	34359	Knockout Punch Parts Assortment 1/2" - 3". Includes Metal Cabinet 19-1/2" High, 27" Wide and 15" Deep with 4 Drawers.

7361SB/34359 PARTS CABINET INCLUDES

CAT. NO.	UPC NO.	DESCRIPTION	QTY.
721-1/2	31756	R Slug-Buster® 1/2" Conduit Punch	18
14722	14722	R 1/2" Conduit Die	12
721-3/4	31757	R Slug-Buster® 3/4" Conduit Punch	6
124AV	06972	R 3/4" Conduit Die	6
721-1	31758	R Slug-Buster® 1" Conduit Punch	6
126AV	04011	R 1" Conduit Die	6
721-1-1/4	31759	R Slug-Buster® 1-1/4" Conduit Punch	6
128AV	04013	R 1-1/4" Conduit Die	6
721-1-1/2	31760	R Slug-Buster® 1-1/2" Conduit Punch	3
440AV	04061	R 1-1/2" Conduit Die	3
721-2	31761	R Slug-Buster® 2" Conduit Punch	3
442AV	04063	R 2" Conduit Die	2
1429AV	04175	R 2-1/2" Conduit Punch	1
1430AV	04177	R 2-1/2" Conduit Die	1
1431AV	04180	R 3" Conduit Punch	1
1432AV	04183	R 3" Conduit Die	1
00042	00042	R 3/8" Draw Stud	12
249AVBB	04040	R 3/4" Drive Screw	8
304AVBB	04042	R 3/4" Drive Screw	6
1434AV	04188	R 5-1/2" x 3/4" Drive Screw	1
1433AVBB	04187	R 1" Ball Bearing Nut	1
12097	12097	R 3/8" Adapter Screw	6
30227	30227	R 7/16" Adapter Screw	2
12098	12098	R 3/4" Adapter Screw	2
12099	12099	R 3/4" Ball Bearing Adapter Screw	1
1614SS	30043	R 3/8" Stainless Steel Adapter	20
2113AA	03294	R 3/4" Piston Shaft	6
1557AA	03170	R 1-1/8" Thread Sleeve	1
3037AV	04686	R 3-1/2", 4" & 5" Conduit Bushing	1
1924AA	03248	R Short Spacer	3
1925AA	03249	R Medium Spacer	3
1926AA	06904	R Long Spacer	3
15908	15908	R Spacer Unit	1
28154	28154	R Punch 1/2" HD Slug-Splitter SC™	1
28155	28155	R Die 1/2" HD Slug-Splitter SC™	1
29451	29451	R Draw Stud, 7/16" Stainless Steel	1
31834	31834	R Cabinet A only (top)	1
31849	31849	R Cabinet B only (bottom)	1

7360SB/34358 PARTS CABINET INCLUDES

CAT. NO.	UPC NO.	DESCRIPTION	QTY.
721-1/2	31756	R Slug-Buster® 1/2" Conduit Punch	18
14722	14722	R 1/2" Conduit Die	12
721-3/4	31757	R Slug-Buster® 3/4" Conduit Punch	6
124AV	06972	R 3/4" Conduit Die	6
721-1	31758	R Slug-Buster® 1" Conduit Punch	3
126AV	04011	R 1" Conduit Die	3
721-1-1/4	31759	R Slug-Buster® 1-1/4" Conduit Punch	3
128AV	04013	R 1-1/4" Conduit Die	3
721-1-1/2	31760	R Slug-Buster® 1-1/2" Conduit Punch	2
440AV	04061	R 1-1/2" Conduit Die	2
721-2	31761	R Slug-Buster® 2" Conduit Punch	2
442AV	04063	R 2" Conduit Die	1
00042	00042	R 3/8" Draw Stud	12
249AVBB	04040	R 3/4" Drive Screw	4
304AVBB	04042	R 3/4" Drive Screw	4
12097	12097	R 3/8" Adapter Screw	4
12098	12098	R 3/4" Adapter Screw	2
1614SS	30043	R 3/8" Stainless Steel Adapter	20
2113AA	03294	R 3/4" Piston Shaft	4
31832	31832	R Cabinet only	1

R = REPLACEMENT PART **A** = ACCESSORY

Holmaking

USA Tel: 800.435.0786
Fax: 800.451.2632

Canada Tel: 800.435.0786
Fax: 800.524.2853

International Tel: +1.815.397.7070
Fax: +1.815.397.9247

C-FRAME PUNCHES

1731 & 1732 Portable C-Frame Punch Drivers



CAT. NO.	UPC NO.	DESCRIPTION	HOLE SIZE			KIT CAT/UPC.NO.				
			SIZE	PG	Ø mm	1731/ 15911	1731H767/ 20486	1731F1725/ 25169	1732/ 27361	1732H755/ 27362
13266	13266	C-Frame with Ram				✓	✓	✓	✓	✓
13267	13267	Punch Adapter - 3/8" Ø x 1/2" (9.5 mm)							✓	✓
13276	13276	Punch Adapter - 3/8" Ø x 1/2" (9.5 mm)				✓	✓	✓		
13277	13277	Punch Adapter - 3/4" Ø x 1" (19.0 mm)				✓	✓	✓		
13268	13268	Punch Adapter - 1-1/8" Ø (28.6 mm)							✓	✓
121AV	04006	1/2" Conduit Size Punch	1/2"	16	22.5	✓	✓	✓		
123AV	04008	3/4" Conduit Size Punch	3/4"	21	28.3	✓	✓	✓		
125AV	04010	1" Conduit Size Punch	1"	-	34.6	✓	✓	✓		
12087	12087	C-Frame 1/2" Conduit Size Die	1/2"	16	22.5	✓	✓	✓		
12086	12086	C-Frame 3/4" Conduit Size Die	3/4"	21	28.3	✓	✓	✓		
12085	12085	C-Frame 1" Conduit Size Die	1"	-	34.6	✓	✓	✓		
1725	25144	1725 Hydraulic Foot Pump						✓		
16634	16634	Steel Case				✓	✓	✓		
38316	38316	High Pressure Hose Unit - 1/4" x 3' (includes 1 each of the following 3 items:)					✓			
54169	54169	- 1/4" Male Coupler								
54170	54170	- Dust Cap								
06302	06302	- High Pressure Hose, 1/4" x 3'								
11791	11791	Die Adapter - 3/8" Ø (9.5 mm)							✓	✓
11790	11790	Die Adapter - 3/4" Ø (19.0 mm)							✓	✓
11789	11789	Die Adapter - 1-1/8" Ø (28.6 mm)							✓	✓
767	13284	Hydraulic Hand Pump					✓			
755	15677	Hydraulic Hand Pump								✓
37729	37729	Hydraulic Hose - 1/4" x 10' (3 m)						✓		
11289	11289	Hydraulic Hose - 3/8" x 6' (9.5 mm x 1.8)								✓
27335	27335	Metal Case							✓	✓
50642	50642	Nut - 3/4" - 10 (19.0 mm)							✓	✓
12079	12079	Frame								
15631	15631	Ram								
37614	37614	Quick Disconnect								
11903	11903	C-Frame								
13814	13814	Packing Kit								

1731 & 1732 Portable C-Frame Punch Drivers

- Fast, one-shot punching, no predrilling of pilot holes.
 - Throat measures 8" (203 mm) deep.
- 1731**
- Great for punching junction boxes and small enclosures.
 - Punch can be used with ram inside or outside of the junction box.
 - For use with 1/2" - 1" (22.5 mm - 34.6 mm) conduit size and accessory sizes only.
- 1732**
- Use with 1/2" through 4" conduit size and other round sizes only.
 - Use with Greenlee standard round punches and dies (optional).

SPECIFICATIONS

Capacity **1731:** Up through 10 gauge (3.0 mm) mild steel with Greenlee special C-Frame dies and standard punches; 1/2" through 1" conduit and 15.2 mm through 30.5 mm

1732: Up through 10 gauge (3.0 mm) mild steel with Greenlee Standard punches and dies; 1/2" through 4" conduit and 15.2 mm through 115.4 mm.

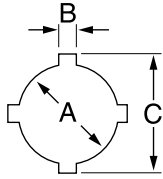
CAT. NO.	UPC NO.	DESCRIPTION	WEIGHT	
			LBS.	kg.
1731	15911	Driver with Ram, 1/2" Through 1" Conduit (22.5 mm through 34.6 mm) Punches and Dies	32	15
1732	27361	Driver with Ram, 3/8", 3/4" and 1-1/8" Punch and Die Adapters	59	27
1731H767	20486	Same as 1731 with 767 Hydraulic Hand Pump	36	17
1731F1725	25169	Same as 1731 with 1725 Hydraulic Foot Pump	43	20
21316	21316	Pg-9 (15.2 mm) Punch (optional)		
18557	18557	Pg-9 (15.2 mm) Die (optional)		
17700	17700	Pg-11 (18.6 mm) Punch (optional)		
18558	18558	Pg-11 (18.6 mm) Die (optional)		
17697	17697	Pg-13 (20.4 mm) Punch (optional)		
18559	18559	Pg-13 (20.4 mm) Die (optional)		
36282	36282	1-7/32" (30.5 mm) Oil Tight Punch (optional)		
37103	37103	1-7/32" (30.5 mm) Oil Tight Die (optional)		

R = REPLACEMENT PART **A** = ACCESSORY

SPECIAL APPLICATION PUNCHES

Oiltight Punches with Notches

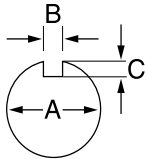
Other oiltight sizes without notches available in standard, Slug-Buster® and Slug-Splitter® designs.



HOLE SIZE						MAXIMUM CAPACITY MILD STEEL	OPERATION TYPE	CAT./UPC NO.					MINIMUM PILOT HOLE		WEIGHT LBS. kg.	OPTIONAL ADAPTER FOR HYDRAULIC DRIVERS			
INCH			mm					GA	mm	(INCLUDES PUNCH, DIE, DRAW STUD AND NUTS)	PUNCH	DIE	DRAW STUD	BB DRIVE NUT			COUNTER NUT	INCH	mm
A	B	C	A	B	C	GA	mm								TYPE	PUNCH			
.875	.125	1.000	22.5	3.2	25.4	14	2.0	Hand/Hydr.	60238	60239	60250	60117	60165	60258	.625	15.9	2.1	.95	60167◇
1.210	.190	1.380	30.5	4.8	36.0	10	3.5	Hand/Hydr.	60242	60243	60249	60117	60165	60258	.625	15.9	2.7	1.2	60167◇

For maximum draw stud life, Greenlee recommends the use of battery or hydraulic drivers.

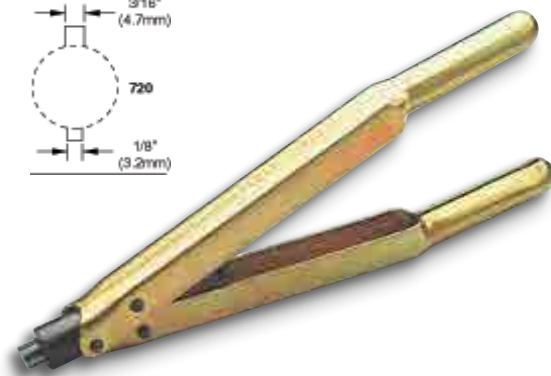
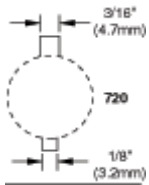
Key Punches



HOLE SIZE						MAXIMUM CAPACITY MILD STEEL	OPERATION TYPE	CAT./UPC NO.					MINIMUM PILOT HOLE		WEIGHT LBS. kg.	OPTIONAL ADAPTER FOR HYDRAULIC DRIVERS			
INCH			mm					GA	mm	(INCLUDES PUNCH, DIE, DRAW STUD AND NUTS)	PUNCH	DIE	DRAW STUD	BB DRIVE NUT			COUNTER NUT	INCH	mm
A	B	C	A	B	C	GA	mm								TYPE	PUNCH			
0.481	0.055	.030	12.2	1.4	.8	16	1.5	Hand/Hydr.	60101	60102	60103	60115	60120	05244	.375	9.5	.88	.4	60114◇
1.171	0.123	.097	29.7	3.1	2.5	14	2.0	Hand/Hydr.	60104	60105	60106	60166	60165	60258	.875	23.8	2.3	1.0	60167◇
1.265	0.156	.097	32.1	4.0	2.5	14	2.0	Hand/Hydr.	60107	60108	60109	60166	60165	60258	.875	23.8	2.4	1.1	60167◇
1.328	0.102	.097	33.7	2.6	2.5	14	2.0	Hand/Hydr.	60110	60111	60112	60166	60165	60258	.875	23.8	2.4	1.1	60167◇

◇For use with any Greenlee Hydraulic Driver or Battery-Powered Driver. For maximum draw stud life, Greenlee recommends the use of battery or hydraulic drivers

720 Keyway Punch



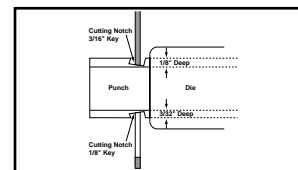
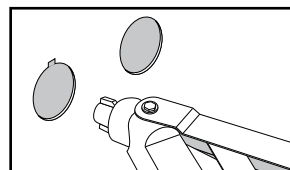
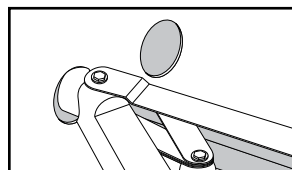
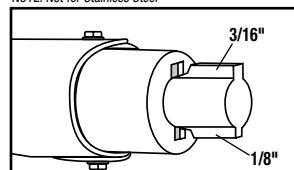
- Eliminates time-consuming hand sawing and filing when making keyways for push-button switches.
- Use as a nibbler to make wider or deeper keyways.
- Punches 1/8" (3.2 mm) or 3/16" (4.8 mm) keyways for 7/8" (22.5 mm) or 1-7/32" (30.5 mm) push-button holes.
- U.S. Patent No. 4,375,128; Canadian Patent No. 1,172,435.

CAT. NO.	UPC NO.	DESCRIPTION	WEIGHT LBS. kg.
720	26534	Keyway Punch	2.8 1.27
26534	26536	Punch	
26538	26538	Die	

SPECIFICATIONS

Operation Manual
Capacity 10 gauge (3.5 mm) mild steel

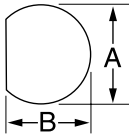
NOTE: Not for Stainless Steel



1. Locate proper cutting notch on the cutting head.
2. Place cutting notch inside edge of hole and cut keyway.
3. Withdraw the punch.
4. Use as a nibbler to make wider or deeper keyways.

R = REPLACEMENT PART **A** = ACCESSORY

"D" Punches



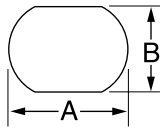
HOLE SIZE				MAXIMUM CAPACITY		OPERATION TYPE	CAT./UPC NO.					MINIMUM PILOT HOLE		WEIGHT		OPTIONAL ADAPTER FOR HYDRAULIC DRIVERS	
INCH		mm		MILD STEEL			PUNCH UNIT (INCLUDES PUNCH, DIE, DRAW STUD AND NUTS)	PUNCH	DIE	DRAW STUD	BB DRIVE NUT	COUNTER NUT	INCH	mm	LBS.		kg.
A	B	A	B	GA	mm												
0.500	0.469	12.7	11.9	16	2.0	Hand/Hydr.	60077	60078	60079	60115	60120	05244	.375	9.5	.9	.41	60114◇
0.625	0.594	15.9	15.1	14	2.0	Hand/Hydr.	61080**			34421	34733	04638	.500	12.7	1.1	.50	33967◇
0.750	0.703	19.1	17.9	14	2.0	Hand/Hydr.	61083**			34421	34733	04638	.500	12.7	1.2	.50	33967◇

◇ For use with any Greenlee Hydraulic Driver or Battery-Powered Driver

For maximum draw stud life, Greenlee recommends the use of battery or hydraulic drivers

** Sold as Unit only

Double "D" Punches



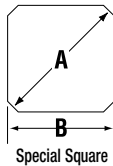

HOLE SIZE				MAXIMUM CAPACITY		OPERATION TYPE	CAT./UPC NO.				MINIMUM PILOT HOLE		WEIGHT		OPTIONAL ADAPTER FOR HYDRAULIC DRIVERS
INCH		mm		MILD STEEL			PUNCH UNIT (INCLUDES PUNCH, DIE, DRAW STUD AND NUTS)	DRAW STUD	BB DRIVE NUT	COUNTER NUT	INCH	mm	LBS.	kg.	
A	B	A	B	GA	mm										
0.769	0.642	19.5	16.3	14	2.0	Hand/Hydr.	61086**	34421	34733	04638	.500	12.7	1.1	.50	33967◇
0.795	0.697	20.2	17.6	14	2.0	Hand/Hydr.	61089**	34421	34733	04638	.500	12.7	1.1	.50	33967◇
0.913	0.756	23.2	19.2	14	2.0	Hand/Hydr.	61092**	34421	34733	04638	.500	12.7	1.2	.54	33967◇
0.913	0.795	23.2	20.2	14	2.0	Hand/Hydr.	61095**	34421	34733	04638	.500	12.7	2	.9	33967◇
1.375	1.125	34.9	28.6	14	2.0	Hand/Hydr.	60098**	60166	60165	60258	.875	23.8	2.5	1.1	60167◇

◇ For use with any Greenlee Hydraulic Driver or Battery-Powered Driver

For maximum draw stud life, Greenlee recommends the use of battery or hydraulic drivers

** Sold as Unit only

Square and Special Square Punches



HOLE SIZE		MAXIMUM CAPACITY		OPERATION TYPE	CAT./UPC NO.					MINIMUM PILOT HOLE		WEIGHT		OPTIONAL ADAPTER FOR HYDRAULIC DRIVERS			
INCH		mm			MILD STEEL		PUNCH UNIT (INCLUDES PUNCH, DIE, DRAW STUD AND NUTS)	PUNCH	DIE	DRAW STUD	BB DRIVE NUT	COUNTER NUT	INCH		mm	LBS.	kg.
A	B	GA	mm														
1/2"	0.500 x 0.500	12.7 x 12.7	16	1.5	◇Hand/Hydr.	60001	60002	60003	60115	60120	05244	.375	9.5	1.1	.50	60114◇	
5/8"	0.625 x 0.625	15.9 x 15.9	14	2.0	◇Hand/Hydr.	61004	60005	60006	34421	34733	04638	.500	12.7	1.5	.68	33967◇	
3/4"	0.750 x 0.750	19.1 x 19.1	14	2.0	◇Hand/Hydr.	61007			34421	34733	04638	.500	12.7	1.5	.68	33967◇	
7/8"	0.882 x 0.882	22.4 x 22.4	14	2.0	◇Hand/Hydr.	61010			34421	34733	04638	.500	12.7	1.8	.82	33967◇	
	0.945 x 0.945	24.0 x 24.0	14	2.0	◇Hand/Hydr.	61013			34421	34733	04638	.500	12.7	2.3	1.0	33967◇	
1"	1.000 x 1.000	25.4 x 25.4	14	2.0	◇Hand/Hydr.	60016	60017	60018	60117	60165	60258	.625	15.9	2.4	1.1	60167◇	
	1.772 x 1.772	45.0 x 45.0	10	3.5	◇Hydr. Only	60287	60288	60289	60118	—	60235	1.188	30.2	6.0	2.7	◇	
1-13/16"	1.811 x 1.811	46.0 x 46.0	10	3.5	◇Hydr. Only	60019	60020	60021	60118	—	60235	1.188	30.2	6.2	2.8	◇	
2"	2.000 x 2.000	50.8 x 50.8	10	3.5	◇Hydr. Only	60168	60169	60170	60118	—	60235	1.188	30.2	6.9	3.1	◇	
2-11/16"	2.677 x 2.677	68.0 x 68.0	10	3.5	◇Hydr. Only	60171	60172	60173	60118	—	60235	1.188	30.2	10.1	4.6	◇	
3-5/8"	3.622 x 3.622	92.0 x 92.0	10	3.5	*Hydr. Only	60174	60175	60176	60118	—	60235	1.188	30.2	14.8	6.7	*	
4-1/8"	4.125 x 4.125	104.8 x 104.8	10	3.5	*Hydr. Only	60177	60178	60179	60118	—	60235	1.188	30.2	18.8	8.5	*	
	5.433 x 5.433	138.0 x 138.0	14	2.0	*Hydr. Only	60234	60023	60024	60118	—	60235	1.188	30.2	20	9.1	*	

SPECIAL SQUARE

0.886(A)	0.791(B)	22.5 Ø(A)	20.1(B)	14	2.0	Hand/Hydr.	61125**			34421	34733	04638	.500	12.7	.7	.3	33967
----------	----------	-----------	---------	----	-----	------------	---------	--	--	-------	-------	-------	------	------	----	----	-------

* For use with Hand and Foot Pump Hydraulic Drivers with Ram

◇ For use with any Greenlee Hydraulic Driver or Battery-Powered Driver

For maximum draw stud life, Greenlee recommends the use of battery or hydraulic drivers

** Sold as Unit only

Ⓡ = REPLACEMENT PART Ⓜ = ACCESSORY

Rectangular Punches

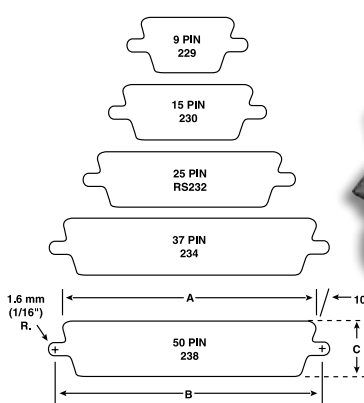


HOLE SIZE		MAXIMUM CAPACITY MILD STEEL		OPERATION TYPE	CAT./UPC NO.						MINIMUM PILOT HOLE Ø		WEIGHT		OPTIONAL ADAPTER FOR HYDRAULIC DRIVERS
					PUNCH UNIT (INCLUDES PUNCH, DIE, DRAW STUDS AND NUTS)	PUNCH	DIE	DRAW STUD	BB DRIVE NUT	COUNTER NUT					
INCH	mm	GA	mm												
0.437 x 0.875	11.1 x 22.2	16	1.5	Hand/Hydr.	60025	60026	60027	60115	60120	05244	.375	9.5	1.2	.5	60114
0.670 x 0.749	17.0 x 19.0	14	2.0	Hand/Hydr.	61028	60029	60030	34421	34733	04638	.500	12.7	1.5	.68	33967
0.750 x 1.140	19.1 x 29.0	14	2.0	Hand/Hydr.	60031	60032	60033	60117	60165	60258	.625	15.9	2.3	1.0	60167
0.750 x 1.310	19.1 x 33.3	14	2.0	Hand/Hydr.	60034	60035	60036	60117	60165	60258	.625	15.9	2.3	1.0	60167
0.861 x 1.018	21.9 x 25.9	14	2.0	Hand/Hydr.	60037	60038	60039	60117	60165	60258	.625	15.9	2.3	1.0	60167
0.866 x 1.181	22.0 x 30.0	14	2.0	Hand/Hydr.	60040	60041	60042	60117	60165	60258	.625	15.9	2.4	1.1	60167
0.866 x 1.654	22.0 x 42.0	14	2.0	Hand/Hydr.	60043	60045	60046	60117	60165	60258	.625	15.9	2.9	1.3	60167
0.990 x 1.140	25.1 x 29.0	14	2.0	Hand/Hydr.	60047	60048	60049	60117	60165	60258	.625	15.9	2.6	1.2	60167
1.250 x 1.380	31.8 x 35.1	14	2.0	Hand/Hydr.	60050	60051	60052	60117	60165	60258	.625	15.9	3.1	1.4	60167
1.312 x 2.625	33.3 x 67.9	10	3.5	Hydr. Only	60053	60054	60055	60118	—	60235	1.188	30.2	5.1	2.3	◇
1.378 x 2.047	35.0 x 52.0	10	3.5	Hydr. Only	60056	60057	60058	60118	—	60235	1.188	30.2	6.1	2.8	◇
1.378 x 2.559	35.0 x 65.0	10	3.5	Hydr. Only	60059	60060	60061	60118	—	60235	1.188	30.2	6.8	3.1	◇
1.378 x 3.228	35.0 x 82.0	14	2.0	Hydr. Only	60062	60063	60064	60118	—	60235	1.188	30.2	7.7	3.5	*
1.378 x 4.409	35.0 x 112.0	14	2.0	Hydr. Only	60065	60066	60067	60118	—	60235	1.188	30.2	9.2	4.2	*
1.811 x 3.622	46.0 x 92.0	10	3.5	Hydr. Only	60068	60069	60070	60118	—	60235	1.188	30.2	8.9	4.0	*
2.250 x 3.500	57.2 x 88.9	10	3.5	Hydr. Only	60071	60072	60073	60118	—	60235	1.188	30.2	10.1	4.6	*
2.677 x 5.433	68.0 x 138.0	14	2.0	Hydr. Only	60074	60075	60076	60118	—	60235	1.188	30.2	16.1	7.3	*

*For use with Hand and Foot Pump Hydraulic Drivers with Ram
 ◇For use with any Greenlee Hydraulic Driver or Battery-Powered Driver

For maximum draw stud life, Greenlee recommends the use of battery or hydraulic drivers

Electronic Connector Panel Punches



- Cut-out and mounting slots are punched in one operation.
- Drill only one 7/16" (11.1 mm) pilot hole. (See page 70 for Kwik Stepper® step bits.)
- Fast, accurate panel punching with no sawing or filing required.
- Universal size punches for front or back mount of TRW Cinch and ITT Cannon-type or equivalent connectors in 9, 15, 25, 37 or 50-pin configurations.
- U.S. Patent No. 4,899,447

SPECIFICATIONS

Capacity	16 gauge (1.5 mm) mild steel; 10 gauge (3.5 mm) aluminum
Operation	Manual with a wrench; Quick Draw® and Quick Draw 90® hydraulic drivers, Battery Driver, Ram and Pump hydraulic drivers aluminum

PUNCH UNIT		NO. OF PINS	DIMENSIONS			REPLACEMENT CAT./UPC NO.					WEIGHT	
CAT. NO.	UPC NO.		A	B	C	PUNCH	DIE UNIT	DRAW STUD	SQUARE COUNTER NUT	DRIVE NUT	LBS.	kg.
229	34436	9	.787" (20.0 mm)	.982" (24.9 mm)	.469" (11.9 mm)	34441	35196	34421	04638	34733	1.4	.64
231	34437	15	1.127" (28.6 mm)	1.309" (33.3 mm)	.469" (11.9 mm)	34442	35197	34421	04638	34733	1.5	.68
RS232	34420	25	1.655" (42.0 mm)	1.853" (47.1 mm)	.469" (11.9 mm)	34418	35198	34421	04638	34733	2.0	.91
234	34429	37	2.296" (58.3 mm)	2.497" (63.4 mm)	.469" (11.9 mm)	34427	35199	34421	04638	34733	2.0	.91
238	34444	50	2.201" (55.9 mm)	2.402" (61.0 mm)	.579" (14.7 mm)	34443	35200	34421	04638	34733	2.0	.91

For maximum draw stud life, Greenlee recommends the use of battery or hydraulic drivers

B = REPLACEMENT PART **A** = ACCESSORY

Holmaking

USA Tel: 800.435.0786
Fax: 800.451.2632

Canada Tel: 800.435.0786
Fax: 800.524.2853

International Tel: +1.815.397.7070
Fax: +1.815.397.9247

DRAW STUDS FOR KNOCKOUTS

Replacement Draw Studs for Manual Drivers

Replacement Draw Stud Selection Guide

Refer to the **ACTUAL SIZE PICTURES** and information below when ordering a replacement draw stud. Sizes given are diameter X length.



304AVBB – 3/4" (19.0 mm) x 2-15/16" (75 mm)



00042 – 3/8" (9.5 mm) x 1-5/8" (41 mm)



249AVBB – 3/4" (19.0 mm) x 2-1/8" (54 mm)

3026AV –
1-1/8" (28.6 mm) x 7-1/2" (190 mm)



1675AV Draw Stud – 1/4" (6.4 mm) x 1-3/8" (35 mm)



1434AV
3/4" (19.0 mm) x
5-1/2" (140 mm)

Replacement Draw Studs for Hydraulic Drivers

Replacement Draw Stud Selection Guide

Refer to the **ACTUAL SIZE PICTURES** and information below when ordering a replacement draw stud. Sizes given are diameter X length.



1557AA- 1-1/8" (28.6 mm) x 3" (76 mm)



1614SS- 3/8" (9.5 mm) x 2-13/16" (71 mm)



60114 (Adapter) - 3/4" (19 mm) x 1/4" (6.35 mm) internal



60167 (Adapter) - 3/4" (19 mm) x 1/2" (12.7 mm) internal



33967 (Adapter) - 3/4" (19 mm) x 3/8" (9.5 mm) internal



31872 - 3/4" (19 mm) x 4-1/2" (114.3 mm)



29451 - 7/16" (11.1 mm) x 4-1/4" (108 mm)



2113AA - 3/4" (19.0 mm) x 5-3/8" (137 mm)



29452 - 3/4" (19.0 mm) x 5-1/2" (140 mm)

R = REPLACEMENT PART **A** = ACCESSORY

Replacement Draw Studs for Ratchet Drivers

Replacement Draw Stud Selection Guide

Refer to the **ACTUAL SIZE PICTURES** and information below when ordering a replacement draw stud. Sizes given are diameter X length.



12099 – 3/4" (19.0 mm) x 4-3/4" (121 mm)



30227 – 7/16" (11.1 mm) x 3-5/8" (92 mm)



12097 – 3/8" (9.5 mm) x 3-1/2" (89 mm)

USA Tel: 800.435.0786
Canada Tel: 800.435.0786
International Tel: +1.815.397.7070

Fax: 800.451.2632
Fax: 800.524.2853
Fax: +1.815.397.9247

Replacement Draw Studs for Special Shape Punches

Replacement Draw Stud Selection Guide

Refer to the **ACTUAL SIZE PICTURES** and information below when ordering a replacement draw stud. Sizes given are diameter X length.

For maximum draw stud life, Greenlee recommends the use of battery or hydraulic drivers.



60166 - 1/2" (12.7 mm) x 4-5/8" (117.5 mm)



60117 - 1/2" (12.7 mm) x 4-5/8" (117.5 mm)



34421 - 3/8" (9.5 mm) x 3-1/2" (88.9 mm)



60115 - 1/4" (6.3 mm) x 3-7/16" (87.3 mm)



60116 - 1/2" (12.7 mm) x 4-5/8" (117.5 mm)



60118 - 3/4" (19 mm)
x 6-3/4" (171.5 mm)

STUD PUNCHES

Structural Stud Punch



- Punch 16 and 18 gauge structural studs in **5 seconds**.
- Punch **200 holes** per battery charge, 2 batteries & charger included, eliminating downtime.
- Punches a 1.34 (34.1 mm) diameter hole in 16 (1.5 mm) gauge steel. For use with Greenlee 712A bushings.
- Swivel head rotates 360° for use in tight corners.
- Pistol grip handle gives better leverage and reduces fatigue.
- Replacement punch and die.
- Lightweight 9.2 lb. tool provides heavy-duty performance.

BATTERY-POWERED STUD PUNCH

CAT. NO.	UPC NO.	ACTUAL HOLE SIZE		WEIGHT		LENGTH		HEIGHT		CAPACITY		BATTERY	CHARGER
		IN.	mm	LBS.	kg	IN.	mm	IN.	mm	GA	mm		
ESP710-11	10307	1-11/32	34.1	9.2	4.2	15	381	11-3/4	298	16	1.5	12V2.0 Ah NiCd	120 Volt
ESP710-12	10308	1-11/32	34.1	9.2	4.2	15	381	11-3/4	298	16	1.5	12V2.0 Ah NiCd	12 Volt
ESP710-22	10309	1-11/32	34.1	9.2	4.2	15	381	11-3/4	298	16	1.5	12V2.0 Ah NiCd	230 Volt

CAT. NO.	UPC NO.	DESCRIPTION
12274	12274	(R) Carrying Strap
07063	07063	(R) 12V NiMH battery
MKESP710GL	10303	(R) Carrying Case
03046	03046	(R) 120V Charger

CAT. NO.	UPC NO.	DESCRIPTION
03048	03048	(R) 12V Charger
03047	03047	(R) 230V Charger
HE.9055	10344	(R) Replacement Punch
21297	21297	(R) Replacement Die

Plumber Stud Punch



- Punches 2-5/8" (66.7 mm) diameter hole in metal studs for professional-looking installation of 2" water, vent, waste pipes.
- Two-speed lever action for fast, easy punching of 24 to 20 gauge thick metal studs.
- 2-1/8" (54 mm) throat width fits over most studs and channels.
- High strength alloy aluminum c-frame and handle provides lightweight tool for easy handling—10.6 lb. (4.8 kg).
- Lever action punch retraction strips punch out of metal stud fast and easy. Patent #6,647,630

PLUMBER STUD PUNCH

CAT. NO.	UPC NO.	ACTUAL HOLE SIZE		WEIGHT		LENGTH		HEIGHT		CAPACITY	
		IN.	mm	LBS.	kg	IN.	mm	IN.	mm	GA	mm
713	06430	2-5/8	66.7	10.6	4.8	23-1/2	596	9-3/4	247	24-20	0.9

CAT. NO.	UPC NO.	DESCRIPTION
08377	08377	(R) Punch for 713
08379	08379	(R) Die for 713

Metal Stud Punches



- Punch up through 20 gauge (0.9 mm) steel studs in one stroke.
- Aluminum head provides strength with minimum weight, reducing operator fatigue.
- Contoured handle design gives better operator leverage and makes it possible to punch in tight places.
- Self-stripping design eliminates punch hang-ups.
- Automatically centers holes on standard studs.
- Conversion kit available to upgrade early models from 24 gauge to 20 gauge maximum capacity.

SPECIFICATIONS

Capacity	709 - 1-5/8" (41.3 mm) and wider studs. 20 gauge (0.9 mm) steel studs.
	710 - 2-1/2" (63.4 mm) and wider studs. 20 gauge (0.9 mm) steel studs.

CAT. NO.	UPC NO.	DESCRIPTION	WEIGHT	
			LBS.	kg
709	22280	7/8" (22.2 mm) Diameter Stud Punch	7	3.2
710	21285	1-11/32" (34.1 mm) Diameter Stud Punch	7.5	3.5
30968	30968	Conversion Kit – Upgrades Early Model 709 or 710 from 24 to 20 Gauge Maximum Capacity		
121AV	04006	Punch for 709		
22286	22286	Die for 709		
24823	24823	Punch for 710		
21297	21297	Die for 710		
06015	06015	Repair Kit		
36617	36617	Link		

Bushings for Metal Stud Punches



- Triple lock design holds bushing securely.
- Locks securely into metal studs from 24 gauge to 12 gauge (0.6 mm to 2.5 mm).
- Helps protect wire insulation from sharp edges of metal studs.
- Makes pulling smooth and easy by preventing hang-ups of cable on raw metal edges.

CAT. NO.	UPC NO.	DESCRIPTION	WEIGHT	
			LBS.	kg
711C	22288	100 Bushings for Hole Punched by 709 for 7/8" (22.2 mm) Diameter Hole	.5	.23
711M	22289	1,000 Bushings for Hole Punched by 709 for 7/8" (22.2 mm) Diameter Hole	3.7	1.7
712A100	05927	100 Bushings for Pre-Punched Hole or 1-11/32" (34.1 mm) Diameter Hole Punched by 710	1.4	.64
712A1000	05928	1,000 Bushings for Pre-Punched Hole or 1-11/32" (34.1 mm) Diameter Hole Punched by 710	15.5	7.0

Manual Stud Punch



- Punch up through 20 gauge (0.9 mm) steel studs in one stroke.
- Unique patented punch rolls the edge over for smooth installation of armored cable; cable won't hang up.
- Contoured handle design gives better operator leverage and makes it possible to punch in tight places.
- Automatically centers holes on standard studs.

MANUAL STUD PUNCH

CAT. NO.	UPC NO.	ACTUAL HOLE SIZE		WEIGHT		LENGTH		HEIGHT		CAPACITY	
		IN.	mm	LBS.	kg	IN.	mm	IN.	mm	GA	mm
724	10415	1-1/4	31.7	4.0	1.8	16-3/4	426	4-1/2	114	24-20	0.9

CAT. NO.	UPC NO.	DESCRIPTION
10419	10419	Punch for 724

DRILL/TAPS

Combination Drill/Tap Bits



DTAPKITM

- Complete hole drilling, tapping and deburring/countersinking in one operation with power drill saves labor and time.
- Back tapered beyond tap to prevent thread damage from over-drilling.
- Deburr/countersink also provided on bit beyond back taper.
- Made from hardened high-speed steel vs. carbon steel for longer life.
- High quality hex shank to ensure strong connection to drill chuck.
- Designed to tap up to 10-gauge metal.
- Quick change adaptor included in both metric and standard kits.

CAT. NO.	UPC NO.	DESCRIPTION	DTAPKIT	DTAPKITM
DTAPKITM	12151	M3-M10 6 Piece Drill/Tap Set		
DTAPKIT	17620	6-32 to 1/4-20 6-piece Drill Tap Set		
DTAP6-32	17611	R 6-32NC Drill/Tap Bit	X	
DTAP8-32	17612	R 8-32NC Drill/Tap Bit	X	
DTAP10-24	17613	R 10-24NC Drill/Tap Bit	X	
DTAP10-32	17614	R 10-32NF Drill/Tap Bit	X	
DTAP12-24	17615	R 12-24NC Drill/Tap Bit	X	
DTAP1/4-20	17616	R 1/4-20NC Drill/Tap Bit	X	
DTAP5/16-18	11627	5/16-18NC Drill/Tap Bit		
DTAP3/8-16	11628	3/8-16NC Drill/Tap Bit		
DTAPM3C	12160	R M3 X .50 Drill/Tap Bit		X
DTAPM4C	12161	R M4 X .70 Drill/Tap Bit		X
DTAPM5C	12162	R M5 X .80 Drill/Tap Bit		X
DTAPM6C	12163	R M6 X 1.00 Drill/Tap Bit		X
DTAPM8C	12164	R M8 X 1.25 Drill/Tap Bit		X
DTAPM10C	12165	R M10 X 1.50 Drill/Tap Bit		X

SPECIFICATIONS

Material thickness	Up to 10 gauge
Material type	Mild steel, copper, brass, aluminum
Shank	1/4" quick change hex
Drill Material	High-speed steel
Drill point	Split point with web thinning



NOTE: TO EXTEND THE LIFE OF YOUR TOOL, SEE CUTTING/THREADING OIL ON PAGE 388.

STEP BITS

Kwik Stepper® Step Bits



- Unique split-tip design penetrates through steel faster.
- Resists walking or skidding, even on round surfaces.
- Balanced, double-flute construction requires less pressure, does the work for you.
- Designed and manufactured in USA.

CAT. NO.	UPC NO.	DESCRIPTION
35884	35884	Kwik Stepper® Step Bit Kit
03607	03607	Kwik Stepper® Step Bit Kit

SPECIFICATIONS	
Hole Sizes	From 1/8" through 1-3/8" (3.2 - 34.9 mm)
Capacity	Cut up through 3/8" (9.5 mm) mild steel, copper, brass, aluminum, wood, plastic and laminates

CAT. NO.	UPC NO.	DESCRIPTION	03607	35884
34401	34401	1/2" Multi-Hole Step Bit	•	•
34403	34403	7/8" Multi-Hole Step Bit	•	•
30008	30008	1-1/8" Multi-Hole Step Bit	•	•
35936	35936	Plastic Case	•	•

Single-hole bits are designed to drill one indicated hole size through a series of steps from bit tip to full size.

Multi-hole bits allow you to drill a hole in any of the stated diameters.

												METRIC
	1/2" (12.7 mm) Single-Hole Step Bit	1/2" (12.7 mm) Multi-Hole Step Bit	1/2" (12.7 mm) Multi-Hole Step Bit	13/16" (20.6 mm) Multi-Hole Step Bit	7/8" (22.2 mm) Single-Hole Step Bit	7/8" (22.2 mm) Multi-Hole Step Bit	1-1/8" Electrician's Step Bit	1-3/8" (34.9 mm) Multi-Hole Step Bit	9.7 mm (.382") Multi-Hole Step Bit	30.5 mm (1.201") Multi-Hole Step Bit	32.5 mm (1.280")	

SIZE		CAT./UPC NO.										
INCHES	mm	34410	34401	36402	30005	34411	34403	30008	36414	36018	36020	36022
1/8	3.2		✓									
5/32"	4.0		✓									
3/16"	4.8		✓	✓	✓		✓					
7/32"	5.6		✓									
1/4"	6.4		✓	✓	✓		✓					
9/32"	7.1		✓									
5/16"	7.9		✓	✓	✓		✓					
11/32"	8.7		✓									
3/8"	9.5		✓	✓	✓		✓					
0.382"	9.7										✓	
13/32"	10.3		✓									
7/16"	11.1		✓	✓	✓		✓					
15/32"	11.9		✓									
0.492"	12.5										✓ Pg-7	
1/2"	12.7	✓	✓	✓	✓		✓	✓				
9/16"	14.3				✓		✓					
0.598"	15.2										✓ Pg-9	
5/8"	15.9				✓		✓					
0.638"	16.2											✓ ISO-16
11/16"	17.5				✓		✓					
0.732"	18.6										✓ Pg-11	
3/4"	19.1				✓		✓					
0.803"	20.4										✓ Pg-13	✓ ISO-20
13/16"	20.6				✓		✓					
7/8"	22.2					✓	✓		✓			
0.886"	22.5							✓			✓ Pg-16	
1.00"	25.4											✓ ISO-25
1.114"	28.3										✓ Pg-21	
1-1/8"	28.6							✓	✓			
1.201"	30.5								✓			
1-7/32"	31.0								✓			
1-1/4"	31.8								✓			
1.280"	32.5											✓ ISO-32
1-3/8"	34.9								✓			
Overall Length		1-7/8" (47.6 mm)	3-3/8" (85.7 mm)	3-7/16" (87.3 mm)	3-7/16" (87.3 mm)	2-7/16" (61.9 mm)	3-9/16" (90.5 mm)	2-15/16" (74.6 mm)	3-1/8" (79.4 mm)	1-7/8" (47.6 mm)	3-3/4" (95.3 mm)	3-3/8" (85.7 mm)
Minimum		3/8"	3/8"	3/8"	3/8"	3/8"	3/8"	3/8"	3/8"	3/8"	3/8"	3/8"
Chuck Size		(9.5 mm)	(9.5 mm)	(9.5 mm)	(9.5 mm)	(9.5 mm)	(9.5 mm)	(9.5 mm)	(9.5 mm)	(9.5 mm)	(9.5 mm)	(9.5 mm)
Maximum Material Thickness		10 gauge (3.5 mm)	10 gauge (3.5 mm)	3/8" (9.5 mm)	10 gauge (3.5 mm)	10 gauge (3.5 mm)	10 gauge (3.5 mm)	10 gauge (3.5 mm)	10 gauge (3.5 mm)	10 gauge (3.5 mm)	1/4" (6.4 mm)	1/4" (6.4 mm)
Bit Extension		901	901	901	901	—	—	—	—	901	—	—

R = REPLACEMENT PART **A** = ACCESSORY

AUGER BITS

Nail Eater II® Wood Boring Bits



- Improved cutting edge provides 30% longer life span.
- Patented new design for improved cutting and cleaner holes.
- Self-feeding screw point draws bit through wood.
- Unique patented design cutting angle - smoother starts, reduced cutting loads.
- Made of super tough, heat-treated steel; cuts through nails and provides longer life.
- "Shorty" bits - for working in tight places, yet still can go through three abutting 2 x 4s.
- See "Bit Extensions" if more length is required (see page 81).
- P.O.P packaged

SPECIFICATIONS

61 PTS SHORTY NAIL EATER II®, 62 PTS AND 61/62 BIG SHANK SHORTY NAIL EATER II BITS

Overall Length	7-5/8" (193.7 mm)
Twist Length	5" (127 mm)
Electric drill required	61 PTS - 5/8 through 61 PTS - 1, minimum 3/8" drill; All Big Shank, 1/2" drill.

66 PT NAIL EATER II® BITS

Overall Length	18" (457.2 mm)
Twist Length	15" (381 mm)

61PTS SHORTY, 62PTS AND 61/62 PTS BIG SHANK SHORTY NAIL EATER II® BITS

CAT. NO.	POP UPC NO.	BULK UPC NO.	HOLE DIA.		HEX SHANK		WEIGHT	
			INCH	mm	INCH	mm	LBS.	g
61PTS-5/8	30419	—	5/8	15.9	5/16	7.9	.3	137
61PTS-3/4	30423	—	3/4	19.1	5/16	7.9	.4	182
61PTS-7/8	30427	—	7/8	22.2	5/16	7.9	.5	227
61PTS-1	30429	—	1	25.4	5/16	7.9	.8	363
62PTS-5/8	31788	—	5/8	15.9	7/16	11.1	.3	137
62PTS-11/16	31790	—	11/16	17.5	7/16	11.1	.4	182
62PTS-3/4	31792	36640	3/4	19.1	7/16	11.1	.5	227
62PTS-13/16	31794	—	13/16	20.6	7/16	11.1	.5	227
62PTS-7/8	31796	36642	7/8	22.2	7/16	11.1	.6	273
62PTS-1	31798	36643	1	25.4	7/16	11.1	.7	318
61/62PTS-1-1/8	30431	—	1-1/8	28.6	7/16	11.1	.9	409
61/62PTS-1-1/4	30433	—	1-1/4	31.8	7/16	11.1	1.1	499

66PT NAIL EATER II® BITS

CAT. NO.	POP UPC NO.	BULK UPC NO.	HOLE DIA.		HEX SHANK		WEIGHT	
			INCH	mm	INCH	mm	LBS.	g
66PT-1/2	30915	—	1/2	12.7	5/16	7.9	.7	318
66PT-5/8	30919	—	5/8	15.9	7/16	11.1	.8	363
66PT-11/16	30921	—	11/16	17.5	7/16	11.1	1	454
66PT-3/4	30923	36659	3/4	19.1	7/16	11.1	1.2	545
66PT-13/16	30925	—	13/16	20.6	7/16	11.1	1.2	545
66PT-7/8	30927	36662	7/8	22.2	7/16	11.1	1.5	681
66PT-15/16	30929	—	15/16	23.8	7/16	11.1	1.6	726
66PT-1	30931	36664	1	25.4	7/16	11.1	1.8	817
66PT-1-1/8	30935	—	1-1/8	28.6	7/16	11.1	2.3	1044
66PT-1-1/4	30937	—	1-1/4	31.8	7/16	11.1	2.8	1270

Nail Eater II® Impact Bits



- Quickly bore through creosoted and salt-treated utility poles.
- Resists wear, eats through nails and staples.
- Self-feeding screw point draws the bit through the wood.
- 7/16" hex shank to fit impact drivers.
- Available in 18" overall length.

CAT. NO.	UPC NO.	HARDWARE DIA.		HOLE DIA.		OVERALL LENGTH		HEX SHANK		WEIGHT	
		INCH	mm	INCH	mm	INCH	mm	INCH	mm	LBS.	g
37868	37868	9/16	14.3	5/8	15.9	18	457.2	7/16	11.1	0.9	409
37869	37869	11/16	17.5	3/4	19.1	18	457.2	7/16	11.1	1.1	499
37870	37870	13/16	20.6	7/8	22.2	18	457.2	7/16	11.1	1.4	636
37871	37871	15/16	23.8	1	25.4	18	457.2	7/16	11.1	1.5	681

Bit Extensions



- Extend bit lengths - Holesaw arbors, spade bits, Nail Eater II® bits, Electrician's bits and Step bits.
- Use for boring deeper in wood.

CAT. NO.	UPC NO.	DESCRIPTION
3713GB	50962	R Set Screw for 901-12/02706
3678GB	50753	R Set Screw for 902-18/02707 and 902-24/02708
3693GB	50765	R Set Screw for 904-5-1/2/34996
53892	53892	R Set Screw for 904H-12/34980, 904H-18/35356 and 904H-24/35358
51376	51376	R Allen Wrench for use with Set Screws for 901-12/02706, 902-18/02707 and 902-24/02708
52144	52144	R Allen Wrench for use with Set Screws for 904-5-1/2/34996

CAT. NO.	UPC NO.	LENGTH		HEX SHANK		HOLE DIA.		HEAD DIA.		WEIGHT	
		INCH	mm	INCH	mm	INCH	mm	INCH	mm	LBS.	g
901-12	02706	12	304.8	1/4	6.4	1/4	6.4	9/16	14.3	1.4	636
902-18	02707	18	457.2	5/16	7.9	23/64	9.1	21/32	16.7	2.5	1134
902-24	02708	24	609.6	5/16	7.9	23/64	9.1	21/32	16.7	3.4	1543
904-5-1/2	34996	5-1/2	139.7	7/16	11.1	1/2	12.7	1	25.4	2.1	953
904H-12	34980	12	304.8	7/16	11.1	**		23/32	18.3	2.9	1316
904H-18	35356	18	457.2	7/16	11.1	**		23/32	18.3	4.3	1951
904H-24	35358	24	609.6	7/16	11.1	**		23/32	18.3	5	2268

**For 7/16" Hex or 1/2" Round with 3 Flats, 1/4" Wide

Holemaking

USA Tel: 800.435.0786
Fax: 800.451.2632

Canada Tel: 800.435.0786
Fax: 800.524.2853

International Tel: +1.815.397.7070
Fax: +1.815.397.9247

E-Z Bore® Bits

NEW



- Double-end replaceable screw point. Choose the right feed for the material you are drilling. Fine thread for hardwoods, coarse thread for fast, effortless drilling even in soft, gummy woods.
- Tapered backside for easier removal.
- Open design won't clog with wood chips.
- Three milled flats for use in portable electric or pneumatic drills and stationary boring machines.

CAT. NO. UPC NO. DESCRIPTION

4236AV	05133	R Screw Point for 149G - 1, 149G - 1-1/8, 149G - 1-1/4, 149G - 1-3/8, 149G - 1-1/2, 149G - 1-3/4, 149G - 2, 149G - 2-1/8, 149G - 2-1/4, 149G - 2-9/16 and 149G - 3
18358	18358	R Screw Point for 149G-3-5/8 and 4-5/8

CAT. NO.	UPC NO.	HOLE DIA.		OVERALL LENGTH		PIPE & CONDUIT SIZE	WEIGHT	
		INCH	mm	INCH	mm		LBS.	g
149H-1	12630	1	25.4	5	127.0	1/2"	.4	18
149H-1-1/8	12631	1-1/8	28.6	5	127.0	1/2" & 3/4"	.3	137
149H-1-1/4	12632	1-1/4	31.8	5	127.0	3/4"	.3	137
149H-1-3/8	12633	1-3/8	34.9	5	127.0	—	.4	182
149H-1-1/2	12634	1-1/2	38.1	5	127.0	1"	.4	182
149H-1-3/4	12635	1-3/4	44.4	5	127.0	1-1/4"	.5	227
149H-2	12636	2	50.8	5	127.0	—	.6	273
149H-2-1/8	12637	2-1/8	54.0	5	127.0	1-1/2"	.7	318
149H-2-1/4	12638	2-1/4	57.2	5	127.0	—	.7	318
149H-2-9/16	12639	2-9/16	65.1	5	127.0	2"	.8	363
149H-3	12640	3	76.2	5	127.0	2-1/2"	1.1	499
149H-3-5/8	12641	3-5/8	92.1	6-1/4	158.8	3"	2.1	953
149H-4-5/8	12642	4-5/8	117.5	6-1/4	158.8	4"	2.6	1179

Conduit and Pipe Bit Sets



149H
Contractor's Bit Kit

- Complete assortment of the most commonly used E-Z Bore® bits.
- High-impact, rugged plastic carrying case.
- Full complement of accessories conveniently stored.

CAT. NO.	UPC NO.	DESCRIPTION	WEIGHT	
			LBS.	kg
149H	34995	Contractor's Bit Kit	6	2.72

CAT. NO.	UPC NO.	DESCRIPTION	KIT CAT./UPC NO.
			1441/34995
149H-1	12630	1" (25.4 mm) E-Z Bore Bit	✓
149H-1-1/8	12631	1-1/8" (28.6 mm) E-Z Bore Bit	✓
149H-1-1/4	12632	1-1/4" (31.8 mm) E-Z Bore Bit	✓
149H-1-1/2	12634	1-1/2" (38.1 mm) E-Z Bore Bit	✓
149H-1-3/4	12635	1-3/4" (44.4 mm) E-Z Bore Bit	✓
149H-2-1/8	12637	2-1/8" (54.0 mm) E-Z Bore Bit	✓
149H-2-9/16	12639	2-9/16" (65.0 mm) E-Z Bore Bit	✓
4236AV	05133	Double End Screw Point	✓
51376	51376	1/8" Allen Wrench	✓
52144	52144	5/32" Allen Wrench	✓
904-5-1/2	34996	5-1/2" Bit Extension	✓
34997	34997	Plastic Case	✓

Self-Feeding Spade Bits



Bore hardwood, softwood, plywood and drywall.

- Innovative self-feeding design requires less effort and reduces vibration.
- Unique tapered design allows existing hole enlargement.
- 1/4" Quick change hex shank.
- Forged and heat treated for long life.
- For use in 1/4" (6.4 mm) or larger power drills.
- Hole in top center of bit for wire pulling.
- See "Bit Extensions" (page 81) if more length required.
- P.O.P. Packaged.



Spade Bits



Bore hardwood, softwood, plywood and drywall.

- Forged and heat treated for long life.
- For use in 1/4" (6.4 mm) or larger power drills.
- Hole in top center of bit for wire pulling.
- See "Bit Extensions" (page 81) if more length required.
- P.O.P. Packaged.

SPECIFICATIONS

Length	33A Spade Bit - 6-1/4" (158.8 mm)
	33L Spade Bit - 16" (406.4 mm)

SPADE BIT KITS

CAT. NO.	UPC NO.	DESCRIPTION	WEIGHT	
			LB.	g
33AR-6	20364	Spade Bit Kit (see chart)	0.6	272

SPADE BIT KIT

CAT. NO.	UPC NO.	DESCRIPTION	WEIGHT	
			LB.	g
34AR-6	03710	Self-Feeding Spade Bit Kit (6PC)	.83	376.48

34A SPADE BITS - LENGTH 6-1/4" (158.8 mm)

CAT. NO.	UPC NO.	HOLE DIA.		HEX SHANK		WEIGHT		KIT CAT./UPC NO. 34AR-6/ 03710
		INCH	mm	INCH	mm	LBS.	g	
34A-3/8	03711	3/8	9.5	1/4	6.4	.09	40.8	1
34A-1/2	03712	1/2	12.7	1/4	6.4	.1	45.3	1
34A-5/8	03713	5/8	15.9	1/4	6.4	.1	45.3	1
34A-3/4	03714	3/4	19.1	1/4	6.4	.1	45.3	1
34A-7/8	03715	7/8	22.2	1/4	6.4	.12	54.4	1
34A-1	03716	1	25.4	1/4	6.4	.12	54.4	1

33A SPADE BITS - LENGTH 6-1/4" (158.8 mm)

CAT. NO.	UPC NO.	HOLE DIA.		HEX SHANK		WEIGHT		KIT CAT./UPC NO. 33AR-6/ 20364
		INCH	mm	INCH	mm	LBS.	g	
33A-1/4	20344	1/4	6.4	1/4	6.4	.05	23.0	
33A-3/8	20346	3/8	9.5	1/4	6.4	.09	40.8	1
33A-1/2	20348	1/2	12.7	1/4	6.4	.1	45.3	1
33A-5/8	20350	5/8	15.9	1/4	6.4	.1	45.3	1
33A-3/4	20352	3/4	19.1	1/4	6.4	.1	45.3	1
33A-7/8	20354	7/8	22.2	1/4	6.4	.12	54.4	1
33A-1	20357	1	25.4	1/4	6.4	.12	54.4	1
33A-1-1/8	20358	1-1/8	28.6	1/4	6.4	.15	68.0	
33A-1-1/4	20359	1-1/4	31.8	1/4	6.4	.15	68.0	
33A-1-3/8	20360	1-3/8	34.9	1/4	6.4	.16	72.6	
33A-1-1/2	20361	1-1/2	38.1	1/4	6.4	.16	72.6	

33L SPADE BITS - LENGTH 16" (406.4 mm)

CAT. NO.	UPC NO.	HOLE DIA.		HEX SHANK		WEIGHT	
		INCH	mm	INCH	mm	LBS.	g
33L-1/4	31535	1/4	6.4	1/4	6.4	.22	99
33L-3/8	31536	3/8	9.5	1/4	6.4	.32	145
33L-1/2	31537	1/2	12.7	1/4	6.4	.33	150
33L-5/8	31539	5/8	15.9	1/4	6.4	.4	181
33L-3/4	31540	3/4	19.1	1/4	6.4	.4	181
33L-7/8	31541	7/8	22.2	1/4	6.4	.55	250
33L-1	31542	1	25.4	1/4	6.4	.33	150
33L-1-1/8	31543	1-1/8	28.6	1/4	6.4	.58	263
33L-1-1/4	31544	1-1/4	31.8	1/4	6.4	.56	254
33L-1-1/2	31545	1-1/2	38.1	1/4	6.4	.6	272

R = REPLACEMENT PART **A** = ACCESSORY

D'VersiBITS & ACCESSORIES

D'VersiBIT® System



A new twist to an old problem.

These flexible steel drill bits are the right tools for installing wire or cable inside existing walls.

It bends to meet your needs!

Fishing wire or cable through existing walls used to be frustrating and time-consuming, but the D'VersiBIT has made it as simple as bowing the spring steel shaft in the direction you want to drill and turning on the power. Proven in the field to deliver accurate and professional results in many applications. Bits range from 3/16" to 1" (4.8 to 25.4 mm) in diameter and in shaft length from 12" to 72" (304.8 to 1828.8 mm).

The D'VersiBIT® System makes it possible to easily accomplish even complex installations. This patented system attaches a quality drill bit to a long flexible spring steel shaft. When used with the Placement Tool, this flexibility makes it possible to easily manipulate the bit within walls. After drilling, attach a D'VersiGRIP to the hole in the drill and pull wire or cable back through the wall.



Type M, Masonry



- For drilling in masonry walls and through plaster.
- Recommended for use with Abrasion Shield to reduce friction and abrasion as the shaft turns against masonry.

Type HS, Wood



- Designed for aggressive cutting in all types of wood.
- Made from high-speed steel to ensure long life.
- Replaces Bellhanger bits on 12", 18" and 24" lengths.

CAT. NO.	UPC NO.	DESCRIPTION
99104	99104	54" x 1" Shipping Tube B with End (Sold only in minimum quantity of 6 in same length.)
99105	99105	72" x 1" Shipping Tube B with End (Sold only in minimum quantity of 6 in same length.)

BIT DIAMETER INCH (mm) COLOR CODE	SHAFT LENGTH		SHAFT DIA.		TYPE M MASONRY		TYPE HS HIGH SPEED STEEL	
	INCH	mm	INCH	mm	CAT. NO.	UPC NO.	CAT. NO.	UPC NO.
1/4" (6.4 mm) Blue	12	304.8	3/16	4.8	—	—	1412D	39913
	18	457.2	3/16	4.8	—	—	1418D	38744
	24	609.6	3/16	4.8	—	—	1424D	38745
	36	914.4	3/16	4.8	—	—	1436D	38746
3/8" (9.5 mm) Black	12	304.8	3/16	4.8	—	—	3812D	39914
	24	609.6	3/16	4.8	—	—	3824D	38750
	36	914.4	3/16	4.8	—	—	3836D	38751
	54	1371.6	3/16	4.8	06-03-54M	38668	3858D	38752
1/2" (12.7 mm) Green	72	1828.8	3/16	4.8	—	—	3872D	38753
	36	914.4	3/16	4.8	—	—	1236D	38756
	54	1371.6	3/16	4.8	—	—	1258D	38757
	72	1828.8	3/16	4.8	—	—	1272D	38758
	54	1371.6	1/4	6.4	08-04-54M	38678		

D'VersiBIT® System

CAT. NO.	UPC NO.	DESCRIPTION
99104	99104	54" x 1" Shipping Tube B with End (Sold only in minimum quantity of 6 in same length.)
99105	99105	72" x 1" Shipping Tube B with End (Sold only in minimum quantity of 6 in same length.)

Type A, Auger



- Wood-type auger bit with screw point.
- Pulls itself through wood, avoids walking or skidding.
- Excellent for drilling in soft woods or through thin sections.
- Slow back-taper allows for easy retrieval.

Type B, Combination with Screw Point



- For aggressive chip removal in many types of woods.
- Screw point for easy starting and pulling through wood.
- With screw point removed, this bit can be ground to function like a standard combination bit.

Type C, Combination



- For drilling in tough woods and thick obstacles.
- Drilling speed relative to pressure applied.
- Chips can be brought easily out of the hole.

BIT DIA. INCH (mm)	SHAFT LENGTH		SHAFT DIA.		TYPE A AUGER		TYPE B COMBINATION WITH SCREW POINT		TYPE C COMBINATION	
	INCH	mm	INCH	mm	CAT. NO.	UPC NO.	CAT. NO.	UPC NO.	CAT. NO.	UPC NO.
1/4"	36	914.4	5/32	4.0	—	—	—	—	04-03-36C	38112
(6.4 mm)	54	1371.6	5/32	4.0	—	—	—	—	04-03-54C	38113
Blue	72	1828.8	5/32	4.0	—	—	—	—	04-03-72C	38114
3/8"	36	914.4	3/16	4.8	06-03-36A	38067	06-03-36B	38092	06-03-36C	38117
(9.5 mm)	54	1371.6	3/16	4.8	06-03-54A	38068	06-03-54B	38093	06-03-54C	38118
Black	72	1828.8	3/16	4.8	06-03-72A	38069	06-03-72B	38094	06-03-72C	38119
1/2"	36	914.4	3/16	4.8	08-03-36A	38072	08-03-36B	38097	08-03-36C	38122
(12.7 mm)	54	1371.6	3/16	4.8	08-03-54A	38073	08-03-54B	38098	08-03-54C	38123
Green	72	1828.8	3/16	4.8	08-03-72A	38074	08-03-72B	38099	08-03-72C	38124
9/16"	36	914.4	3/16	4.8	09-03-36A	38077	09-03-36B	38102	—	—
(14.3 mm)	54	1371.6	3/16	4.8	09-03-54A	38078	09-03-54B	38103	09-03-54C	38128
Orange	72	1828.8	3/16	4.8	09-03-72A	38079	09-03-72B	38104	09-03-72C	38129
3/4"	36	914.4	1/4	6.4	12-04-36A	38082	—	—	—	—
(19.1 mm)	54	1371.6	1/4	6.4	12-04-54A	38083	—	—	12-04-54C	38133
Red	72	1828.8	1/4	6.4	12-04-72A	38084	—	—	12-04-72C	38134
1"	36	914.4	1/4	6.4	16-04-36A	38087	—	—	—	—
(25.4 mm)	54	1371.6	1/4	6.4	16-04-54A	38088	—	—	—	—
White	72	1828.8	1/4	6.4	16-04-72A	38089	—	—	—	—

D'VersiBIT® Starter Kit



- All the tools to complete a typical wiring job.
- Includes 09-03-54B bit, 712P placement tool and 150 pulling grip.

CAT. NO.	UPC NO.	DESCRIPTION
DBITKIT	01630	D'VersiBIT® Kit with 9/16" Bit, Placement Tool and Grip for Pulling 1/2" OD Wire

Quick Connect Extensions

NEW



- Flexible shaft allows easy access to difficult and tight areas
- Convenient 1/4" quick connect receiver accepts most standard quick change accessories.
- Multiple extensions can be easily joined to create the perfect length for any job.
- Capacity: Any 1/4" quick change accessory 3/4" diameter and under.



CAT. NO.	UPC NO.	DESCRIPTION
921-12	12412	Extension, Quick Change 3/16x12
921-18	12413	Extension, Quick Change 3/16x18
921-24	12414	Extension, Quick Change 3/16x24
921-36	12415	Extension, Quick Change 3/16x36
125Q	12791	Grip, Quick Change 3/8x1/4
150Q	12792	Grip, Quick Change 1/2x1/4
168Q	12793	Grip, Quick Change 3/4x1/4
60A-3/4	12417	Bit, Auger, Quick Change 3/4A
921	12411	Quick Change Extension System Kit

SPECIFICATIONS

EXTENSION	SHAFT LENGTH INCH	SHAFT DIA.		WEIGHT			KIT CAT/UPC NO. 921/12411
		MM	INCH	MM	LBS.	G	
921-12	12	304.8	3/16	4.8	0.2	90.72	
921-18	18	457.2	3/16	4.8	0.25	113.4	1
921-24	24	609.6	3/16	4.8	0.3	136.08	
921-36	36	914.4	3/16	4.8	0.4	181.44	1

GRIP	CAPACITY	WEIGHT			KIT CAT/UPC NO. 921/12411
		MM	LBS.	G	
125Q	100LBS	-	0.04	18.144	
150Q	100LBS	-	0.05	22.68	1
168Q	100LBS	-	0.06	27.216	

AUGER BIT	HOLE DIA. INCH	HEX SHANK		WEIGHT			KIT CAT/UPC NO. 921/12411
		MM	INCH	MM	LBS.	G	
60A-3/4	3/4	19.1	1/4	6.4	0.6	272.16	1



60A-3/4



Extensions



SPECIFICATIONS

Size 3XT 36, 3XT 54, 3XT 72 - connecting end diameter 7/16" (11.1 mm)
4XT 36, 4XT 54, 4XT 72 - connecting end diameter 5/8" (15.9 mm)

- Sizes for 3/16" (4.8 mm) and 1/4" (6.4 mm) diameter shafts.
- Connect to chuck end of D'VersiBIT® shaft to increase the length of the bit.

CAT. NO.	UPC NO.	USE WITH	
		SHAFT DIA.	LENGTH
3XT 36	38685	3/16" (4.8 mm)	36" (914.4 mm)
3XT 54	38686	3/16" (4.8 mm)	54" (1371.6 mm)
3XT 72	38687	3/16" (4.8 mm)	72" (1828.8 mm)
4XT 36	38688	1/4" (6.4 mm)	36" (914.4 mm)
4XT 54	38689	1/4" (6.4 mm)	54" (1371.6 mm)
4XT 72	38690	1/4" (6.4 mm)	72" (1828.8 mm)

Placement Tool



- Allows placement of the drill bit at any point within the wall.
- Helpful in judging where the bit will be during drilling to avoid accidentally drilling through the wall.
- Useful for vertical and horizontal placements.

CAT. NO.	UPC NO.	DESCRIPTION
712P	38350	D'VersiBIT® Placement Tool

SPECIFICATIONS	
Function	Use to position all bit and shaft sizes.

Wire and Cable Pulling Grips



- Grip can attach to standard D'Versibit® or to any standard 1/4" Quick Connect adapter.
- Swivel design reduces twisting.
- Mesh design holds wire or cable during pull.
- Capacity: 100 lbs. pulling force.

CAT. NO.	UPC NO.	DESCRIPTION
125Q	12791	Quick Change Grip for Pulling Single Wire with 3/8" to 1/2" (9.5 mm to 12.7 mm).
150Q	12792	Quick Change Grip for Pulling 1/2" (12.7 mm) OD Wire with 1/2" to 9/16" (12.7 to 14.3 mm).
168Q	12793	Quick Change Grip for Pulling 3/4" (19.1 mm) OD Wire with 3/4" to 1" (19.1 to 25.4 mm).

SPECIFICATIONS	
Function	For pulling wire, cable or fish tape through walls.
Pulling Strength	100 lbs.

Abrasion Shield



SPECIFICATIONS

Function Protects shaft and hand while drilling with any size or type D'VersiBIT®.
Length 48" (1219.2 mm)

- Tube fits both shaft sizes.
- Prevents insulation from wrapping around bit shaft.
- Protects shaft of masonry bits as they turn against masonry walls.
- Protects hand holding shaft during drilling.

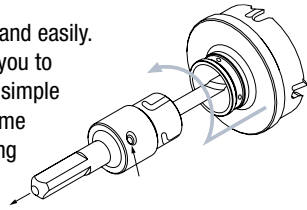
CAT. NO.	UPC NO.	DESCRIPTION
606AS	38696	Abrasion Shield

STEEL HOLE CUTTERS

Quick Change Stainless Steel Hole Cutters



- Cuts stainless steel quickly and easily.
- Quick Change arbor allows you to change cutter heads with a simple push and a turn. Use the same arbor for different size cutting heads.
- Removable cutter heads available in sizes from 5/8" through 3".
- Flange stop prevents over-drilling.
- Ejector spring on all sizes above 3/4" makes removal of slug easier.
- Replaceable, cobalt-steel pilot drill with split-point tip to prevent walking.
- Precision carbide teeth for optimum performance and durability.
- Minimum chuck size of 3/8"



KITS

CAT. NO.	UPC NO.	DESCRIPTION
660	05766	7/8", 1-1/8", 1-3/8", 1-3/4", 2" Cutter Heads; Arbor, Hex Key and Case
655	05820	7/8", 1-1/8", 1-3/8" Cutter Heads; Arbor, Hex Key and Case
03581	03581	R 3 mm Hex Key
54274	54274	R Set Screw
55225	55225	R 1/2" Ejector Spring

INDIVIDUAL CARBIDE-TIPPED HOLE CUTTERS

CAT. NO.	UPC NO.	SIZE		CONDUIT SIZE	PG	ISO	MIN. CHUCK SIZE		KIT CAT. NO. 660/UPC NO. 05766	KIT CAT. NO. 655/UPC NO. 05820
		INCH	mm				INCH	mm		
645-5/8	05691	5/8	15.8				3/8	9.5		
645-11/16	05692	11/16	17.5				3/8	9.5		
645-3/4	05693	3/4	19.0		11		3/8	9.5		
645-13/16	05694	13/16	20.6		13	20	3/8	9.5		
645-7/8	05695	7/8	22.2	1/2"			3/8	9.5	✓	✓
645-1	05696	1	25.4			25	3/8	9.5		
645-1-1/16	05957	1-1/16	27.0				3/8	9.5		
645-1-1/8	05697	1-1/8	28.6	3/4"	21		3/8	9.5	✓	✓
645-1-7/32	05698	1-7/32	31.0				3/8	9.5		
645-1-1/4	05699	1-1/4	31.8				3/8	9.5		
645-1-5/16	05958	1-5/16	33.3			32	3/8	9.5		
645-1-3/8	05700	1-3/8	34.9	1"			3/8	9.5	✓	✓
645-1-7/16	05959	1-7/16	36.5			27	3/8	9.5		
645-1-1/2	05701	1-1/2	38.1				3/8	9.5		
645-1-3/4	05702	1-3/4	44.4	1-1/4"			3/8	9.5	✓	
645-2	05703	2	50.8	1-1/2"		50	3/8	9.5	✓	
645-2-1/8	05960	2-1/8	54.0			42	3/8	9.5		
645-2-1/4	05704	2-1/4	57.2			48	3/8	9.5		
645-2-3/8	05961	2-3/8	60.3				3/8	9.5		
645-2-1/2	05705	2-1/2	63.5	2"		63	3/8	9.5		
645-2-5/8	05706	2-5/8	66.7				3/8	9.5		
645-3	05707	3	76.2				3/8	9.5		

ARBORS AND PILOT DRILLS

CAT. NO.	UPC NO.	DESCRIPTION	KIT CAT. NO. 660/UPC NO. 05766	KIT CAT. NO. 655/UPC NO. 05820
645-011	05752	Quick Change Arbor for sizes 5/8" through 2-1/4", 3/8" shank	✓	✓
645-022	05753	Quick Change Arbor for sizes 2-3/8" through 3", 1/2" shank		
645-001	05761	Pilot Drill for sizes 5/8" through 2-1/4"	✓	✓
645-002	05762	Pilot Drill for sizes 2-3/8" through 3"		
55225	55225	Ejector Spring		

NOTE: TO EXTEND THE LIFE OF YOUR TOOL, SEE CUTTING/THREADING OIL ON PAGE 388.

Carbide-Tipped Hole Cutters

- Multiple tungsten carbide tips for long life and smooth cutting.
- Cut fast, accurate, high quality holes in stainless steel, copper, aluminum, steel.
- Flange stop prevents over-drilling.
- Replaceable cobalt steel pilot drill, with split-point tip design, to improve performance and resist walking; eliminates need for "center punch."



KIT

CAT. NO.	UPC NO.	DESCRIPTION
635	03599	7/8", 1-1/8", 1-3/8" Cutterheads; Pilot Drill, Hex Key and Case Weight 1.2 lbs. (.54 kg)

CARBIDE-TIPPED HOLE CUTTERS

CAT. NO.	UPC NO.	SIZE		CONDUIT			MIN. CHUCK SIZE		WEIGHT		KIT CAT. NO. 635/UPC NO. 03599		
		INCH	mm	SIZE	PG	ISO	INCH	mm	LBS.	g			
625-3/4	38324	3/4	19.0				11		1/4	6.4	.02	9	
625-13/16	38325	13/16	20.6				13	20	1/4	6.4	.02	9	
625-7/8	38326	7/8	22.2	1/2"			16		1/4	6.4	.33	150	✓
625-1	38327	1	25.4					25	3/8	9.5	.02	9	
625-1-1/8	38328	1-1/8	28.6	3/4"			21		3/8	9.5	.43	195	✓
625-1-7/32	38329	1-7/32	30.5						3/8	9.5	.44	200	
625-1-1/4	38330	1-1/4	31.7						3/8	9.5	.33	150	
625-1-3/8	38331	1-3/8	35.0	1"					3/8	9.5	.47	213	✓
625-1-1/2	38332	1-1/2	38.1						3/8	9.5	.37	168	
625-1-3/4	38333	1-3/4	44.4	1-1/4"					3/8	9.5	.40	182	
625-2	38334	2	50.8	1-1/2"			50		3/8	9.5	.50	227	
625-2-1/2	38336	2-1/2	63.5	2"					1/2	12.7	.67	304	

All hole cutters are packaged in Point of Purchase blister pack.

SPECIFICATIONS

Maximum Cutting Depth 8 ga. (4 mm)

REPLACEMENT PILOT DRILLS

CUTTER SIZE RANGE		PILOT DRILL		HEX SET SCREW		WT.	
INCH	mm	CAT. NO.	UPC NO.	SIZE	CAT./UPC NO.	LBS.	g
3/4-2	19.0-50.8	625-001	39872	3 mm	54274	.19	86
2-1/2	63.5	625-002	38390	4 mm	54295	.28	127

◇ Point of Purchase Package

Ultra Cutters



- Lasts 10 times longer than standard hole saws.
- Precision-ground teeth cut smooth, burr-free holes with ease.
- 1/4" (6.35 mm) capacity.
- Durability and speed provide low cost per hole.
- Split-point pilot drill prevents "walking" – makes accurate hole placement easy.
- Spring-loaded slug ejector saves time.
- No tool required to change cutter sizes.
- Less chance of broken teeth because the saw body is machined out of solid, high-speed steel.

KIT

CAT. NO.	UPC NO.	DESCRIPTION
930	10214	Ultra Cutter Kit: Includes 7/8" to 2-1/2" Cutters, two Small Arbors for extended assembly to 7/8" and 1-1/8" Cutters, Large Arbor, Hex Wrench and Case. For conduit sizes 1/2" through 2".



ULTRA CUTTERS

CAT. NO.	UPC NO.	ACTUAL HOLE SIZE		HOLE DIAMETER			
		IN.	mm	CONDUIT	PG	ISO	COPPER PIPE
925-7/8	10157	7/8	22.5	1/2"	Pg-16		5/8"
925-1-1/8	10158	1-1/8	28.6	3/4"	Pg-21		
925-1-7/32	01643	1-7/32	30.5				
925-1-5/16	04823	1-5/16	33.3				
925-1-3/8	10159	1-3/8	35.0	1"			
925-1-3/4	10160	1-3/4	44.4	1-1/4"			1-1/2"
925-2	10161	2	50.8	1-1/2"		ISO-50	
925-2-1/2	10162	2-1/2	63.5			ISO-63	2"

ARBORS AND PILOT DRILLS

CAT. NO.	UPC NO.	DESCRIPTION
925-011	10163	R Small Arbor with Pilot Drill for 7/8" to 1-7/32" Size Cutter
925-022	10185	R Large Arbor with Pilot Drill for 1-3/8" to 2-1/2" Size Cutter
925-001	10186	R Small Pilot Drill
925-002	10211	R Large Pilot Drill

RECOMMENDED CUTTING SPEEDS

CUTTER SIZE	RPM
7/8" (22.5 mm)	350
1-1/8" (28.6 mm)	270
1-3/8" (35.0 mm)	220
1-3/4" (44.4 mm)	175
2" (50.8 mm)	150
2-1/2" (63.5 mm)	120

HOLE SAW TYPE	AVERAGE* CUTTING TIME (SEC/HOLE)	AVERAGE* NUMBER OF HOLES	AVERAGE* COST/HOLE (\$)
Bi-Metal	25	50	0.10
Ultra Cutter	10	500	0.10
Carbide-Tipped Cutter	10	500	0.20

*For 7/8" Hole in 14ga Mild Steel



NOTE: TO EXTEND THE LIFE OF YOUR TOOL, SEE CUTTING/THREADING OIL ON PAGE 388.

R = REPLACEMENT PART **A** = ACCESSORY

Quick Change Hole Saw Kit



Quick Change Arbor Features:

- New arbor allows for rapid mounting or removal of hole saws.
- Faster, easier slug removal.
- Drill pilot hole without saw:
 1. Eliminates the "bite" when saw crashes into the steel.
 2. Provides better ergonomics - reduces stress on wrist, arm and hand.
 3. Eliminates obstructed view from hole saw.
- Only one arbor required from 7/8" to 6" (7/16" shank recommended for hole saws above 2-1/2").
- Works with recessed light and carbide grit hole saw products as well.
- Adapters re-usable to minimize costs.
- Universal - works with any brand hole saw.

Kit contains Bi-metal hole saws for 1/2" through 2" conduit sizes. See page 82 for details.

CAT. NO.	UPC NO.	DESCRIPTION
830QS	10915	Quick Change Hole Saw Kit for 1/2" through 2" Conduit Sizes
02800	02800 R	5/16" Arbor, Minimum Chuck Size 3/8"
02801	02801 R	7/16" Arbor, Minimum Chuck Size 1/2"
02802	02802 R	Retrofit Kit - upgrade 3 Hole Saws up to 1-9/16" to Quick Change
02803	02803 R	Small Adapters for 9/16" to 1-9/16" Saws Qty. 10
02804	02804 R	Large Adapters for 1-5/8" to 6" Saws Qty. 3
02805	02805 R	Bushings for 1-1/4" to 1-9/16" Saws Qty. 5
826S	12787 A	Hole saw stops

SPECIFICATIONS

Shank	Available for 3/8" and heavy duty 1/2" chuck sizes
Arbor length	5-1/2" with pilot drill
Arbor weight	0.5 lbs (227 g)
Arbor operation	Push collar to lock on saw; pull to release saw
Arbor pilot drill	37623, 4-1/8" x 1/4" (104.8 mm x 6.4 mm)

Deburring Tool



- Cleans burrs from both sides of the hole in seconds, saving time and labor.
- Works with any hole size or shape 3/4" or larger.
- Use with existing drills, battery or electric-powered.
- Ensures safety, less chance of personnel or equipment being cut on sharp edges.
- Patent pending.

SPECIFICATIONS

Material thickness	Deburs up to 10 gauge
Material type	Mild and stainless steel, copper, brass, aluminum
Shank	Minimum chuck size 3/8"
Cutter size	13/16" diameter
Operation	Run tool clockwise to deburr, counterclockwise to clear chips

CAT. NO.	UPC NO.	DESCRIPTION
11170	11170	Deburring Tool
11180	11180 R	Cutter 3-pack

NOTE: TO EXTEND THE LIFE OF YOUR TOOL, SEE CUTTING/THREADING OIL ON PAGE 388.

R = REPLACEMENT PART **A** = ACCESSORY

HOLE SAWS

Bi-Metal Hole Saws



- Cut through steel, tin, aluminum, fiberglass, wood and plastic.
- Deep 1-5/8" (41.3 mm) cutting depth allows for cutting through 2" x 4" wood studs.
- Extra-tough M42 alloy blade – we use the highest grade of tool steel to outlast competitor's blades. That beats premature saw replacement and saves you money.
- Steam oxide finish – no paint to gum up and slow cutting. The saw runs cooler for longer life and better performance.
- Extra-thick backplate minimizes vibration for smoother, easier, less tiring cutting.
- Made in USA

*See page 91 for Quick Change adapter information.

CAT. NO.	UPC NO.	ACTUAL HOLE SIZE		HOLE DIA.			COPPER PIPE SIZE	USE WITH QUICK CHANGE ARBOR NO.	USE WITH STD. ARBOR NO.	WEIGHT	
		INCH	mm	CONDUIT	PG	ISO				LBS.	g
825-9/16	19131	9/16	14.3				1/8"	02800*	37157, 37155, or 38522	.1	46
825-5/8	19132	5/8	15.9		Pg-9		1/4"			.1	46
825-11/16	19133	11/16	17.5			ISO-16	3/8"			.1	46
825-3/4	19134	3/4	19.0		Pg-11		1/2"			.1	46
825-13/16	19135	13/16	20.6		Pg-13	ISO-20	1/2"			.1	46
825-7/8	19136	7/8	22.2	1/2"	Pg-16		5/8"			.1	46
825-15/16	19137	15/16	23.8							.1	46
825-1	19138	1	25.4			ISO-25	3/4"			.1	46
825-1-1/16	19140	1-1/16	27.0							.1	46
825-1-1/8	19141	1-1/8	28.6	3/4"	Pg-21		3/4"			.1	46
825-1-3/16	19143	1-3/16	30.2					.2	91		
825-1-1/4	19144	1-1/4	31.7				1"	.2	91		
825-1-5/16	19145	1-5/16	33.3			ISO-32		.2	91		
825-1-3/8	19146	1-3/8	35.0	1"				.1	46		
825-1-7/16	19147	1-7/16	36.5		Pg-29			.2	91		
825-1-1/2	19148	1-1/2	38.1				1-1/4"	.2	91		
825-1-9/16	19149	1-9/16	39.7					.2	91		
825-1-5/8	19150	1-5/8	41.3			ISO-40		.2	91		
825-1-11/16	19151	1-11/16	42.9					.3	137		
825-1-3/4	19152	1-3/4	44.4	1-1/4"			1-1/2"	.2	91		
825-1-13/16	19153	1-13/16	46.0					.2	91		
825-1-7/8	19154	1-7/8	47.6		Pg-36			.3	137		
825-2	19155	2	50.8	1-1/2"		ISO-50		.2	91		
825-2-1/16	19157	2-1/16	52.4					.3	137		
825-2-1/8	19158	2-1/8	54.0		Pg-42			.3	137		
825-2-1/4	19159	2-1/4	57.2				2"	.3	137		
825-2-5/16	19160	2-5/16	58.7					.5	227		
825-2-3/8	19161	2-3/8	60.3		Pg-48		2"	.3	137		
825-2-1/2	19162	2-1/2	63.5	2"		ISO-63	2"	.3	137		
825-2-9/16	19163	2-9/16	65.0					.4	182		
825-2-5/8	19164	2-5/8	66.7					.4	182		
825-2-3/4	19165	2-3/4	69.8					.4	182		
825-2-7/8	19166	2-7/8	73.0					.4	182		
825-3	19167	3	76.2	2-1/2"			2-1/2"	.5	227		
825-3-1/8	19168	3-1/8	79.4					.5	227		
825-3-1/4	19169	3-1/4	82.5					.6	273		
825-3-3/8	19170	3-3/8	85.7					.6	273		
825-3-1/2	19171	3-1/2	88.9					.6	273		
825-3-5/8	19172	3-5/8	92.1	3"				.6	273		
825-3-3/4	19174	3-3/4	95.2					.7	318		
825-3-7/8	19175	3-7/8	98.4				3-1/2"	.7	318		
825-4	19176	4	101.6					.7	318		
825-4-1/8	19177	4-1/8	104.8	3-1/2"			3-1/2"	.8	363		
825-4-1/4	19178	4-1/4	108.0				4"	.8	363		
825-4-3/8	19179	4-3/8	111.1					.8	363		
825-4-1/2	19180	4-1/2	114.3	4"				.9	409		
825-4-3/4	19181	4-3/4	120.6					1.1	499		
825-5	19182	5	127.0					1.2	545		
825-5-1/2	19183	5-1/2	139.7				5"	1.2	545		
825-6	19184	6	152.4					1.4	636		

Bi-Metal Hole Saws with Stops

NEW



- Helps control hole saw drilling depth to max of 1/8
- Easily removeable stop for transfer between hole saws.
- Helps protect hardware, wire and drill during cutting
- Can use one to four stops (depending on diameter of hole saw) based on personal preference.
- Offered with most popular sizes and kits at no additional cost.

CAT. NO.	UPC NO.	DESCRIPTION
826S	12787	Hole saw stop (Qty. 3)
830S	10912	Hole saw set with 3 stops for 1/2" - 2" conduit

CAT. NO.	UPC NO.	ACTUAL HOLE SIZE		HOLE DIA.			COPPER PIPE SIZE	USE WITH QUICK CHANGE ARBOR NO.	USE WITH STD. ARBOR NO.	WEIGHT	
		INCH	mm	CONDUIT	PG	ISO				LBS.	g
826S-7/8	10905	7/8	22.2	1/2"	Pg-16		5/8"	02800*	37157, 37155, or 38522	.1	46
826S-1-1/8	10906	1-1/8	28.6	3/4"	Pg-21		3/4"			.1	46
826S-1-3/8	10904	1-3/8	35.0	1"						.1	46
826S-1-3/4	10908	1-3/4	44.4	1-1/4"			1-1/2"			.2	91
826S-2	10910	2	50.8	1-1/2"		ISO-50		02801*	37156 or 37154	.2	91
826S-2-1/2	10911	2-1/2	63.5	2"		ISO-63	2"		37156	.3	137

Carbide-Grit Hole Saws



- Long-lasting tungsten carbide-grit delivers extremely clean, smooth cuts through tile, cement board, and other abrasive materials. Perfect for cutting holes in Quazite® enclosure or hardy board siding for 3-0 box installation.
- Rugged construction for enduring performance.
- Use with Arbors listed on page 94.

CARBIDE GRIT HOLE SAWS








CAT. NO.	UPC NO.	ACTUAL HOLE SIZE		HOLE DIAMETER		
		INCH	mm	CONDUIT	PG	ISO
725-7/8	10072	7/8	22.2	1/2"	16	
725-1-1/8	10073	1-1/8	28.6	3/4"	21	
725-1-3/8	10075	1-3/8	35.0	1"		
725-1-1/2	10076	1-1/2	38.1			
725-1-3/4	10077	1-3/4	44.4	1-1/4"		
725-2	10078	2	50.8	1-1/2"		50
725-2-1/8	10079	2-1/8	54.0			
725-2-1/2	10080	2-1/2	63.5	2"		63
725-3-5/8	10081	3-5/8	92.1	3"		
725-4-1/8	10687	4-1/8	104.8	3-1/2"		
725-4-1/2	01879	4-1/2	114.3	4"		

PILOT DRILL


CAT. NO.	UPC NO.	DESCRIPTION
725-001	10082	1/4" Carbide Tipped Pilot Drill

Arbors with Replacement High-Speed Steel Pilot Drill Bits

- The best arbor in the industry ensures a solid connection without any gaps or wobbling.
- Arbors include replaceable, high-speed steel pilot drill.
- Pilot drills have unique split-point tip design.
- Use with Greenlee bimetal hole saws, recessed light hole saws and carbide-grit hole saws (carbide-tipped pilot drill sold separately).
- Can be used with Greenlee #901 or #904 bit extensions.

ARBORS							
Cat./UPC No.							
Standard Pack	N/A	37157	38522	37155	N/A	37154	37156
Point of Purchase Pack	02800	38507	38524	38505	02801	38504	38506
Bulk Pack	N/A	37157B/37630	38522B/38529	37155B/37628	N/A	37154B/37903	37156B/37626
Shank	Hex	Round with 3 flats	Hex	Hex	Hex	Hex	Hex
Shank Size	5/16" (7.9 mm)	1/4" (6.4 mm)	5/16" (7.9 mm)	7/16" (11.1 mm)	7/16" (11.1 mm)	5/16" (7.9 mm)	7/16" (11.1 mm)
Min. Chuck Size	3/8" (9.5 mm)	1/4" (6.4 mm)	3/8" (9.5 mm)	1/2" (12.7 mm)	1/2" (12.7 mm)	3/8" (9.5 mm)	1/2" (12.7 mm)
Use With	9/16" - 2" (14.3 - 50.8 mm)	9/16" - 1-3/16" (14.3 - 30.2 mm) Hole Saws	9/16" - 1-3/16" (14.3 - 30.2 mm) Hole Saws	9/16" - 1-3/16" (14.3 - 30.2 mm) Hole Saws	9/16"-6" (14.3 - 152.4mm)	1-1/4" - 2" (31.8 - 50.8 mm) Hole Saws	1-1/4" - 6" (31.8 - 152.4 mm) Hole Saws and all Greenlee Recessed Light Hole Saws
Weight	0.5 lbs (227 g)	.2 lbs (91 g)	.2 lbs (91 g)	.2 lbs (91 g)	0.5 lbs. (227 g)	.5 lbs (227 g)	.5 lbs. (227 g)

HIGH-SPEED STEEL PILOT DRILLS		
Cat./UPC No.		
Standard Pack	37623	38526
Point of Purchase Pack	39873	39893
Bulk Pack		
Qty: 50 per pack	37624	38991
Length	4-1/8" (104.8 mm)	3-1/4" (82.5 mm)
Diameter	1/4" (6.4 mm)	1/4" (6.4 mm)
Use With Greenlee Arbor #'s	37154, 37155, 37156 & 37157	37154, 37155, 37156 & 38522
Weight	.2 lbs (91 g)	.2 lbs (91 g)

CARBIDE-TIPPED PILOT DRILLS	
Cat./UPC No.	
Standard Pack	10082
Length	4-1/8" (104.8 mm)
Diameter	1/4" (6.4 mm)
Use With Greenlee Arbor #'s	37157, 37155, 37156 & 37154
Weight	.2 lbs (91 g)

* Quazite is a registered trademark of Strongwell Corporation.
See page 86 for Quick Change adapter information.

Bi-Metal Hole Saw Kits



830 / 27538



834 / 19913



830 / 19192



889 / 03478



890 / 03479



891 / 03480

- Several electrician's kits available providing an assortment of the most commonly used Greenlee variable pitch hole saw sizes and arbors.
- High-impact, rugged plastic carrying case.

CAT. NO.	UPC NO.	DESCRIPTION	WEIGHT	
			LBS.	kg
830	19192	Hole Saw Kit for 1/2" through 2" Conduit Sizes	2.7	1.2
834	19913	Hole Saw Kit for 2-1/2" through 4" Conduit Sizes	6.2	2.8
835	27538	Hole Saw Kit for 1/2" through 4" Conduit Sizes	7.7	3.5
830Pg	29209	Hole Saw Kit for Pg-9 through Pg-48	2.7	1.2
889	03478	Plumber's Hole Saw Kit – 3/4" through 2-1/4" Conduit Sizes	2.3	1.0
890	03479	Industrial Maintenance Hole Saw Kit – 3/4" through 4-3/4" Conduit Sizes	9.7	4.4
891	03480	Electrician's/Plumber's Hole Saw Kit - 3/4" through 2-1/2" Conduit Sizes	3.5	1.6

CAT. NO.	UPC NO.	DESCRIPTION	KIT CAT./UPC NO.						
			830/ 19192	834/ 19913	835/ 27538	830PG/ 29209	889/ 03478	890/ 03479	891/ 03480
825-3/4	19134	3/4" Hole Saw					✓	✓	✓
825-7/8	19136	7/8" Hole Saw	✓		✓	✓	✓	✓	✓
825-1	19138	1" Hole Saw					✓	✓	✓
825-1-1/8	19141	1-1/8" Hole Saw	✓		✓	✓	✓	✓	✓
825-1-3/8	19146	1-3/8" Hole Saw	✓		✓		✓	✓	✓
825-1-1/2	19148	1-1/2" Hole Saw					✓	✓	✓
825-1-3/4	19152	1-3/4" Hole Saw	✓		✓		✓	✓	✓
825-2	19155	2" Hole Saw	✓		✓		✓	✓	✓
825-2-1/4	19159	2-1/4" Hole Saw					✓	✓	✓
825-2-1/2	19162	2-1/2" Hole Saw	✓		✓		✓	✓	✓
825-3	19167	3" Hole Saw		✓	✓			✓	✓
825-3-1/4	19169	3-1/4" Hole Saw						✓	✓
825-3-5/8	19172	3-5/8" Hole Saw		✓	✓			✓	✓
825-3-3/4	19174	3-3/4" Hole Saw						✓	✓
825-4-1/8	19177	4-1/8" Hole Saw		✓	✓			✓	✓
825-4-1/2	19180	4-1/2" Hole Saw		✓	✓			✓	✓
825-4-3/4	19181	4-3/4" Hole Saw						✓	✓
825-5/8	19132	Pg-9 (15.9 mm) Hole Saw				✓			
825-3/4	19134	Pg-11 (19.0 mm) Hole Saw				✓			
825-13/16	19135	Pg-13 (20.6 mm) Hole Saw				✓			
825-1-3/16	19143	30.2 mm Hole Saw				✓			
825-1-1/2	19148	Pg-29 (38.1 mm) Hole Saw				✓			
825-1-7/8	19154	Pg-36 (47.6 mm) Hole Saw				✓			
825-2-3/8	19161	Pg-48 (60.3 mm) Hole Saw				✓			
38522	38522	Arbor w/Pilot Drill	(2)						
37157	37157	Arbor w/Pilot Drill	✓		✓				
37155	37155	Arbor w/Pilot Drill	✓		✓		✓	✓	✓
37156	37156	Arbor w/Pilot Drill	✓	✓	✓	✓	✓	✓	✓
38526	38526	Pilot Drill					✓	✓	✓

RECESSED LIGHT HOLE SAWS









Recessed Light Hole Saws



- Industry's only interchangeable replacement blades.
- Strong durable back plate.
- Available in two styles – steel tooth and carbide grit.
- Made and designed in USA by Greenlee.
- Use with a power drill to cut large diameter holes for recessed lighting fixtures.
- Saws use Greenlee arbor 37156, purchased separately.

SPECIFICATIONS

Capacity	Steel Toothed Blade - up to 7/8" (22.2 mm) plywood, wood, acoustical tile and ceiling tile.
	Carbide Grit Blade - up to 7/8" (22.2 mm) drywall, plywood, wood, acoustical tile, ceiling tile, plaster and stucco.

CAT. NO.	UPC NO.	DESCRIPTION
35720	35720	 Blade for 35712
35721	35721	 Blade for 35713
35722	35722	 Blade for 35714
35723	35723	 Blade for 35715
35724	35724	 Blade for 35716
35725	35725	 Blade for 35717
35726	35726	 Blade for 35718
35727	35727	 Blade for 35719
35708	35708	Set of 5 Blade Screws

CAT./ UPC NO.	DESCRIPTION	DIAMETER	HOLEWEIGHT		USE FOR
			LBS.	kg	
35712	Steel Toothed	4-3/8" (111 mm)	.76	.34	Mini Juno, Capri,
35716	Carbide Grit	4-3/8" (111 mm)	.74	.34	Marco and Halo
35713	Steel Toothed	6-3/8" (162 mm)	1.2	.54	Halo and Capri
35717	Carbide Grit	6-3/8" (162 mm)	1.1	.50	Halo and Capri
35714	Steel Toothed	6-5/8" (168 mm)	1.3	.59	Juno and Progress
35718	Carbide Grit	6-5/8" (168 mm)	1.3	.59	Juno and Progress
35715	Steel Toothed	6-7/8" (175 mm)	1.3	.59	Lithonia, Marco,
35719	Carbide Grit	6-7/8" (175 mm)	1.4	.64	Lightolier, Progress, Capri and Precolite

Quick Cutter™ Hole Saws



- Quickest, most affordable way to cut perfect holes in ceiling tile.
- Cuts clean, precise holes that ensure no light leakage or poor-fitting installations.
- Self-sharpening, carbide-sprayed cutting tips can cut dozens of holes in very abrasive materials and still stay sharp.
- Stabilizer spring balances cutting forces and offers more control of the tool when drilling drywall.
- Dedicated arbor and pilot drill eliminates changeover time.
- Fits a 3/8" drill chuck and can be used with a cordless drill.
- Included dust shield helps eliminate flying dust and debris.



CAT. NO.	UPC NO.	DESCRIPTION
06923	06923	Quick Cutter Recessed Hole Saw, Adjustable in 1/2" Increments for Cuts of 2-1/2" to 7"

Recommended Hole Saw Cutting Speeds

HOLE SAW SIZE		RPM			
INCH	mm	MILD STEEL	CAST IRON	BRASS	ALUMINUM
9/16	14.3	580	400	790	900
5/8	15.9	550	365	730	825
11/16	17.5	500	330	665	750
3/4	19.0	460	300	600	690
13/16	20.6	425	280	560	635
7/8	22.2	390	260	520	585
15/16	23.8	370	245	495	555
1	25.4	350	235	470	525
1-1/16	27.0	325	215	435	480
1-1/8	28.6	300	200	400	450
1-3/16	30.2	285	190	380	425
1-1/4	31.7	275	180	360	410
1-5/16	33.3	260	175	345	390
1-3/8	35.0	250	165	330	375
1-7/16	36.5	240	160	315	360
1-1/2	38.1	230	150	300	345
1-9/16	39.7	220	145	290	330
1-5/8	41.3	210	140	280	315
1-11/16	42.9	205	135	270	305
1-3/4	44.4	195	130	260	295
1-13/16	46.0	190	125	250	285
1-7/8	47.6	180	120	240	270
2	50.8	170	115	230	255
2-1/16	52.4	165	110	220	245
2-1/8	54.0	160	105	210	240
2-1/4	57.2	150	100	200	225

HOLE SAW SIZE		RPM			
INCH	mm	MILD STEEL	CAST IRON	BRASS	ALUMINUM
2-5/16	58.7	150	100	195	225
2-3/8	60.3	140	95	190	200
2-1/2	63.5	135	90	180	205
2-9/16	65.0	130	85	175	200
2-5/8	66.7	130	85	170	195
2.677	68.0	125	80	160	185
2-3/4	69.8	125	80	160	185
2-7/8	73.0	120	80	160	180
2.913	74.0	115	75	150	170
3	76.2	115	75	150	170
3-1/8	79.4	110	70	140	165
3-1/4	82.5	105	70	140	155
3-3/8	85.7	100	65	130	150
3-1/2	88.9	95	65	130	145
3-5/8	92.1	95	60	120	140
3-3/4	95.2	90	60	120	135
3-7/8	98.4	90	60	120	135
4	101.6	85	55	110	130
4-1/8	104.8	80	55	110	120
4-1/4	108.0	80	55	110	120
4-3/8	111.1	80	50	100	120
4-1/2	114.3	75	50	100	105
4-3/4	120.6	75	50	95	95
5	127.0	65	45	90	90
5-1/2	139.7	60	35	85	85
6	152.4	55	35	75	75

Holemaking

USA Tel: 800.435.0786
Fax: 800.451.2632

Canada Tel: 800.435.0786
Fax: 800.524.2853

International Tel: +1.815.397.7070
Fax: +1.815.397.9247

SAW BLADES


















Reciprocating Blades

- Progressive-pitch reciprocating saw blades cut a wide range of standard construction materials quickly and cleanly – regardless of thickness.
- Bi-metal construction provides maximum flexibility and break resistance – plus lasting sharpness.
- Exclusive plunge tip makes starting cuts faster and easier.
- Blades color coded by application.



16-gauge metal stud EMT conduit strut thick wall pipe rod/rebar

RECIPROCATING SAW BLADES

	CAT. NO.	UPC NO.	LENGTH x WIDTH x THICKNESS		TEETH PER INCH	TYPE	APPLICATION	QTY. PER PK.
			INCHES	mm				
Metal								
	353-123	09963	6 x 3/4 x .035	152 x 19.05 x .889	Progressive	Bimetal, Straight	Metal	5
	353-318	09961	4 x 5/16 x .035	101 x 7.938 x .889	18	Bimetal, Scroll	Metal	5
	353-418	09962	4 x 3/4 x .035	101 x 19.05 x .889	18	Bimetal, Straight	Metal	5
	353-614	09964	6 x 3/4 x .035	152 x 19.05 x .889	14	Bimetal, Straight	Metal	5
	353-618	09965	6 x 3/4 x .035	152 x 19.05 x .889	18	Bimetal, Straight	Metal	5
	353-624	09966	6 x 3/4 x .035	152 x 19.05 x .889	24	Bimetal, Straight	Metal	5
	353-804	09977	8 x 3/4 x .050	203 x 19.05 x 1.27	10/14	Bimetal, Straight	Metal	2
	353-814	09975	8 x 3/4 x .050	203 x 19.05 x 1.27	14	Bimetal, Straight	Metal	2
	353-818	09976	8 x 3/4 x .050	203 x 19.05 x 1.27	18	Bimetal, Straight	Metal	2
Wood								
	353-234	09991	8 x 3/4 x .050	203 x 19.05 x 1.27	Progressive	HCS, Taper	Wood Only	5
	353-656	09967	6 x 3/4 x .050	152 x 19.05 x 1.27	6	Bimetal, Taper	Wood with Nails	5
	353-646	09968	6 x 3/4 x .050	152 x 19.05 x 1.27	6	Bimetal, Straight	Wood with Nails	5
	353-956	09969	9 x 3/4 x .050	228 x 19.05 x 1.27	6	Bimetal, Straight	Wood with Nails	5
	353-156	09970	12 x 3/4 x .050	304 x 19.05 x 1.27	6	Bimetal, Straight	Wood with Nails	5
Demolition								
	353-966	09979	9 x 7/8 x .062	228 x 22.23 x 1.56	6	Bimetal, Taper	Wood Demolition	2
	353-969	09990	9 x 7/8 x .062	228 x 22.23 x 1.56	8/10	Bimetal, Taper	Metal Demolition	2
Specialty								
	353-345	09972	8 x 3/4 x .050	203 x 19.05 x 1.27	Progressive	Bimetal, Taper	General	5

Jig Saw Blades



- Progressive-tooth design delivers faster cutting through a broad range of material types and thicknesses.
- Shatterproof bi-metal construction with high speed cobalt matrix cutting edge.
- For rough and finish cutting in full range of applications including wood (even with nails), metal, plaster, drywall and fiberglass.
- Tungsten Carbide Grit Edge blade style.
 - No teeth to snag, cuts efficiently on both up and down strokes for extra smooth finishes.
 - Additional cutting application for cast iron, tile, pipe, ceramic.
- Center front tooth makes plunge cuts quick and easy.

JIG SAW BLADES

CAT. NO.	UPC NO.	DESCRIPTION	TEETH	TYPE	APPLICATION	TEETH PER INCH	QTY. PER PK.
373-U123	09994	3-5/8" Universal Jig Saw Blade	Progressive	High-speed Steel	Metal	18	5
373-U234	09993	4-1/4" Universal Jig Saw Blade	Progressive	High-carbon Steel	Wood	6	3
373-U345	09995	5" Universal Jig Saw Blade	Progressive	Bimetal	General	18	5
373-U300	09996	2-3/4" Universal Jig Saw Blade	Grit	Carbide Grit	Abrasive Materials	18	2
373-UVAR	09997	Universal Jig Saw Blade – Variety Pack	Progressive	373-U123 373-U234 373-U345	Metal, Wood and General	6	1 ea.
373-T123	10004	4" T-Shank Jig Saw Blade	Progressive	High-speed Steel	Metal	18	3
373-T234	10003	4-1/2" T-Shank Jig Saw Blade	Progressive	High-carbon Steel	Wood	6	5
373-T345	10005	5-1/4" T-Shank Jig Saw Blade	Progressive	Bimetal	General	18	5
373-TVAR	10006	T-Shank Jig Saw Blade – Variety Pack	Progressive	373-T123 373-T234 373-T345	Metal, Wood and General	6	1 ea.

FLEXIBLE CONDUIT CUTTERS

Flex Splitter® MC and Flexible Conduit Cutter



- Cut flexible metal conduit in seconds with a few turns of the crank and an easy twist of the conduit.
- Ample clearance between handle and body for comfortable operation.
- Set conduit size for multiple cuts of the same size conduit. No need to reset.
- Compact and lightweight. Fits easily in back pocket or tool pouch.
- Set blade adjustment with only a screwdriver.
- Convenient in-handle blade storage – holds up to five spare blades.
- Point-of-purchase packaged. Blades point-of-purchase packaged 1 and 5 blades per package.


CAT. NO.	UPC NO.	DESCRIPTION
1940	34953	Flex Splitter® Flexible Metal Conduit Cutter
1941-1	00288 (R)	Single Blade for 1940
1941-5	33735 (R)	5 Pack Blades for 1940

SPECIFICATIONS

Capacity	14/2 to 10/4 BX 3/8" flexible metal conduit
Weight	1940 - 4 lbs. (1.8 kg)

HAND SAWS

12" Hack Saw



CAT. NO.	UPC NO.	DESCRIPTION
333A	23635	12" (305 mm) Heavy-Duty Hack Saw

SPECIFICATIONS

Capacity	12" (304.8 mm) Blade
Weight	1.4 lbs. (0.7 kg)

REPLACEMENT HACK SAW BLADES

CAT. NO.	UPC NO.	DESCRIPTION	QTY. PER PK.
333-1218	10037	12" (305 mm) Bi-metal Blade, 18 Teeth Per Inch	5
333-1224	10038	12" (305 mm) Bi-metal Blade, 24 Teeth Per Inch	5
333-1232	10039	12" (305 mm) Bi-metal Blade, 32 Teeth Per Inch	5

Keyhole Saw



- Ergonomic-style handle with non-slip grip creates a sure and comfortable feel.
- Hardened steel blade makes cutting drywall, cement board, plastic and wood quick and easy.
- Blade goes through the handle for maximum support of the cutting blade.

CAT. NO.	UPC NO.	DESCRIPTION
301A	23641	Keyhole Saw with 6" Blade (152 mm)

PVC Saws



- "V" tooth design enables straight cuts on both push and pull saw strokes.
- Resharpenable blade.
- Pointed blade nose makes drywall surface penetration easy.
- Ergonomic handle is interchangeable with most popular PVC saw brands.

CAT. NO.	UPC NO.	BLADE LENGTH	DESCRIPTION
322-013	00113	13" (330 mm)	PVC Saw
322-018	00114	18" (457 mm)	PVC Saw
322-113	00115	13" (330 mm)	Blade for 00113
322-118	00116	18" (457 mm)	Blade for 00114

BAND SAWS

Heavy-Duty Band Saw




- Cuts up to 8" pipe and 9-1/2" x 11" (241 x 280 mm) tray or duct.
- Convertible to wet cutting systems with optional accessories.
- Three sawing speeds 76, 141, and 268 feet per minute (23, 43, and 82 meters per minute).
- Converts to vertical in seconds.
- Automatic shut-off after cut is complete.
- Sturdy wheels for mobility and stability.
- Heavy-duty, adjustable hydraulic feed.
- Heavy-duty, steel bed with welded steel legs.

SPECIFICATIONS

Capacity	Rectangular 9-1/2" x 11" (241.3 x 279.4 mm) Round 9-1/2" Dia. or 8" Pipe (241.3 mm) 45° Angle 5-1/2" (139.7 x 139.7 mm) Vertical Work Table 7-5/8" x 10" (193.7 x 254.0 mm) Throat Height 9-1/2" (241.3 mm) Throat Depth 6-1/4" (158.8 mm)
Dimensions	52" H. x 47" L. x 27" W. (13208 H. x 11938 L. x 685.8 W. mm)
Power Source	1399-120 VAC 1/2 Horsepower. 1399-22 - 220 VAC
Weight	346 lbs. (157 kg)
Blade Size	1/2" x .025" x 93" (12.7 mm x 0.64 mm x 2362 mm)

CAT. NO.	UPC NO.	DESCRIPTION
1399	31961	9-1/2" x 11": Capacity Mobile Band Saw (241.3 x 279.4 mm)
1399-22	32364	9-1/2" x 11" Capacity Mobile Band Saw (241.3 x 279.4 mm) 220 VAC
32322	32322	Wet Cutting System for 120VAC 1399
32237	32237	Vertical Work Table

Band Saw Blades



Perfect for your mobile or portable band saw, these top-quality, bi-metal blades feature high-speed steel teeth that can handle even tough metals like stainless steel with ease. Virtually unbreakable, too.

- Bi-metal blades feature high-speed tool steel, bonded to an extra-tough alloy back for maximum hardness and heat resistance.
- Fits most popular models of portable band saws.

MOBILE BAND SAW BLADES

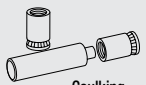
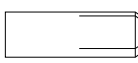


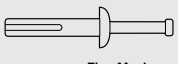
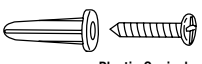
CAT. NO.	UPC NO.	DESCRIPTION	TYPE	APPLICATION	TEETH PER INCH
399-14A	32336	1/2" x .025" x 93" Mobile Band Saw Blade ¹	Bi-metal	Metal	10/14
399-18A	32337	1/2" x .025" x 93" Mobile Band Saw Blade ¹	Bi-metal	Metal	18
399-24A	32338	1/2" x .025" x 93" Mobile Band Saw Blade ¹	Bi-metal	Metal	24
389-1014	10044	1/2" x .020" x 44-7/8" Portable Band Saw Blade ²	Bi-metal	Metal	10/14
389-1418	10045	1/2" x .020" x 44-7/8" Portable Band Saw Blade ²	Bi-metal	Metal	14/18
389-24	10043	1/2" x .020" x 44-7/8" Portable Band Saw Blade ²	Bi-metal	Metal	24

¹ Use with 1399 (31961)

² Use with 530 (30276)

ANCHORS AND FASTENERS

Anchor and Fastener Selection Guide

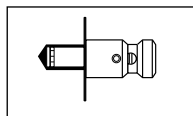
ANCHOR/FASTENER TYPE	USE IN	USE WITH	MADE OF	SIZE RANGE	GENERAL INFORMATION
 Caulking	Concrete, brick, stone, block	Machine screw or bolts	Zinc alloy and lead	1/4" - 20 to 3/8" - 16	Single unit caulking anchor, can be set shallow (flush) or deep in hole. Setting tool required (1 provided free in each box of anchors). For setting in hollow block or to set anchors all at the same depth, use Greenlee Screw anchor expander.
 Drop	Concrete, brick, stone	Machine screw or bolts	Steel	1/4" - 20 to 3/8" - 16	Heavy-duty use in solid masonry where codes require all steel bolt anchors. Pre-assembled, internal expander plug. Can be installed flush with masonry surface or sub-set. Setting tool required (1 provided free in each box of anchors).
 Masonry Screw	Concrete, block, brick	No other fastener needed	Steel	1/4" x 1" to 1/4" x 2-1/2"	A safe, secure fastener that actually taps concrete and eliminates the need for concrete inserts with their alignment problems. Use with Greenlee masonry drill set tool.
 Toggle Bolts	Block, wallboard, plaster, tile	No other fastener needed	Steel	L3/16" x 3" to 3/8" x 4"	Available in round head and mushroom head. Fully-threaded machine screw with spring wing toggle head.
 Zinc Mushroom Head	Concrete, block, brick	No other fastener needed	Zinc and Steel	1/4" x 1" to 1/4" x 1-1/2"	Fast, medium-duty. No hole spotting, removable. Use in hollow or solid base applications.
 Plastic Conical	Concrete, block, tile, brick	Sheet metal, wood, lag screws	Corrosion-resistant plastic	#6-8 x 1" to #10-12 x 1"	Light-duty, multi-size anchor. Has collar for hollow materials.

Screw Anchor Expanders for Caulking Anchors

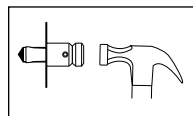


- Quickly and securely set expansive screw anchors in masonry, regardless of thickness.
- Hardened alloy steel.
- Patented.





CAT. NO.	UPC NO.	EXPANSIVE BELT SIZE	USE WITH ANCHOR NO.	QTY. PER BOX	WEIGHT LB.	kg
866	02667	#10 - 24	84299	1	.3	.1
868	02669	1/4" - 20	84299	1	.4	.2
870	02671	3/8" - 16	84305	1	.6	.3



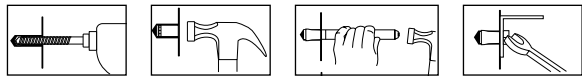
1. Drill hole of required size and put anchor screw on expander. Insert screw anchor into drilled hole.



2. Strike head of expander with hammer or mallet until anchor is held securely in wall. Unscrew expander.

CAT. NO.	UPC NO.	DESCRIPTION
4451AV	05191 	Anchor Screw for 866
4457AV	05197 	Anchor Screw for 868
4717AV	05300 	Anchor Screw for 870
1125GB	50423 	Roll Pin 1/4" x 1-1/8"

Caulking Anchors



1. Drill hole in masonry.
2. Insert anchor, conical end first, until flush with surface.
3. Using setting tool, caulk lead outer sleeve with sharp blows. Position fixture.
4. Insert screw or bolt and tighten.

- Zinc alloy and lead caulking anchor can be set flush or subset. Greenlee setting tool required.
- Rustproof, use interior or exterior.
- For setting in hollow block. To set anchors all same depth, use Greenlee screw anchor expander.

LEAD CAULKING ANCHORS AND SETTING TOOLS

CAT./UPC NO.	THREAD SIZE	REQ. HOLE		SET TOOL*	QTY. PER BOX	WEIGHT		WORKING LOAD PULLOUT	
		DIA.	MIN. DEPTH			LBS.	kg	LBS.	kg
84299	1/4"-20	1/2"	7/8"	84329	100	3.8	1.7	125	56.6
84305	3/8"-16	3/4"	1-1/4"	84335	50	7.1	3.2	312.5	141.6

*One Setting Tool included with each box of anchors.

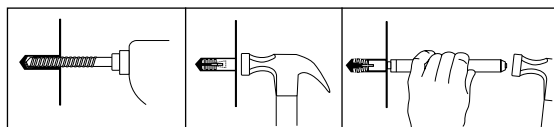
Approvals: Conforms to the description in Federal Specification FFS-325, Group I, Type 1, Class 1.

NOTE: Working load is one fourth the ultimate/maximum capacity. For critical or unusual applications, site testing is recommended.

Drop Anchors



TO SET ANCHOR FLUSH WITH SURFACES



1. Drill hole the same diameter as anchor being used.
2. Drive anchor flush with concrete.
3. Expand anchor with setting tool provided. Anchor is properly expanded when shoulder of setting tool is flush with top of anchor.

TO SET ANCHOR BELOW SURFACES

1. Drill hole deeper than anchor length. Thread bolt into anchor. Hammer anchor into hole until bolt head is at desired height. Remove bolt and set anchor with setting tool.

NOTE: The use of a 24 to 40 ounce hammer is recommended for expanding the anchor.

- Heavy-duty steel anchor for use where codes require all steel bolt anchors.
- Pre-assembled, internal expander plug for faster installation.
- Four-way slot design assures firm hold.

DROP ANCHORS AND SETTING TOOLS

CAT./UPC NO.	ANCHOR & HOLE DIA.	BOLT THREAD SIZE	MIN. DEPTH	THREAD DEPTH	SETTING TOOL*	QTY. PER BOX	WEIGHT	
							LB.	kg
84253	3/8"	1/4"-20	1-1/8"	1/2"	84273	100	3	1.4
84256	1/2"	3/8"-16	1-5/8"	5/8"	84276	50	7	3.2

*One Setting Tool included with each box of anchors.

SPECIFICATIONS

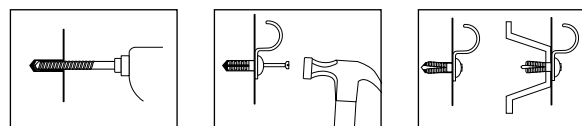
CAT./UPC NO.	WORKING LOAD PULLOUT		WORKING LOAD SHEAR	
	LBS.	kg	LBS.	kg
84253	1037	469.8	842.5	381.7
84256	1712.5	775.8	1518.7	688.9

Approvals: Conforms to the description in Federal Specification FFS-325, Group VIII, Type 1, for concrete expansion shield anchors.

NOTE: Working load is one fourth the ultimate/maximum capacity.

For critical or unusual applications, site testing is recommended.

Zinc Mushroom Head Drive Anchors



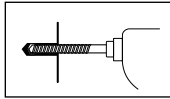
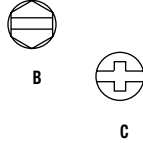
1. Drill required diameter hole in material, to a minimum depth equal the overall anchor minus the thickness of the object to be fastened. Clean hole.
2. Insert anchor body through object to be fastened, and into the hole in base material.
3. Tap the nail until it is flush with the zinc anchor head.

- Fast, medium-duty anchor for use in concrete, block and brick.
- No hole spotting.
- Use in hollow or solid material.
- Made of zinc and steel.

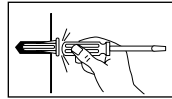
CAT./UPC NO.	SIZE	REQUIRED HOLE SIZE	QTY PER BOX	WEIGHT	
				LBS.	kg
84110	1/4" x 1"	1/4"	100	2	.9
84111	1/4" x 1-1/4"	1/4"	100	2.4	1.1
84112	1/4" x 1-1/2"	1/4"	100	2.6	1.2

NOTE: For critical or unusual applications, site testing is recommended.

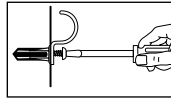
Plastic Conical Anchors



1. Drill hole full length of anchor or 1/8" deeper.



2. Tap anchor into hole flush with surface.



3. Insert screw through fixture into plastic plug and tighten.

- Light-duty, multi-size anchor for use in concrete, block, tile and brick.
- Use with sheet metal, wood and lag screws.
- Has collar for hollow materials.
- Moisture and chemical resistant, for indoor/outdoor use.
- Anchor kits include 100 anchors, 100 screws and one masonry bit.

ANCHORS ONLY

CAT./ UPC NO.	USE WITH SCREW SIZES	REQUIRED HOLE SIZE	QTY. PER BOX	WEIGHT	
				LBS.	kg
84003	#6 - #8	3/16"	100	.2	.1
84006	#10, #12	1/4"	100	.2	.1

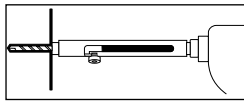
ANCHOR KITS

CAT./ UPC NO.	ANCHOR SIZE	SCREW		BIT SIZE	WEIGHT	
		SIZE	TYPE		LBS.	kg
84009	#6, #8	#8 x 1"	C	3/16"	.8	.4
84012	#10, #12	#10 x 1"	C	1/4"	1	.5
84015	#10, #12	#12 x 1"	C	1/4"	1.4	.6
84019	#10, #12	#10 x 1"	B	1/4"	1.1	.5

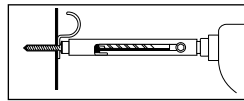
Masonry Screw Anchors



Masonry Screw Anchors must be used with Greenlee masonry screw drill bits, numbers 84484 and 84487, which are a special size to insure secure thread engagement. Standard masonry bit size holes will not provide proper contact with screw threads and may cause masonry anchor screws to pull out.



1. Use set Tool with bit in drilling position to drill hole in surface.



2. Retract bit, insert masonry screw into socket head of tool and drive screw into hole.

- A safe, secure, steel fastener that taps concrete and eliminates the need for concrete inserts with their alignment problems.
- Use with Greenlee masonry drill set tool.
- Use in concrete, block and brick.
- Quick and easy two-step installation, saves time.
- Made in USA.

MASONRY SCREW ANCHORS – EACH BOX OF 100 INCLUDES 1 BIT

CAT./ UPC NO.	SIZE	MATERIAL CONCRETE 3000 PSI		QTY. PER BOX	WT.	
		MIN. EMBEDMENT	PULLOUT LBS.		LBS.	kg
84469	1/4" x 1"	3/4"	1180	100	1.2	.5
84472	1/4" x 1-1/4"	3/4"	1180	100	1.4	.6
84475	1/4" x 1-1/2"	1-1/4"	1800	100	1.6	.7
84478	1/4" x 2"	1-1/4"	1800	100	1.8	.8
84481	1/4" x 2-1/2"	1-1/4"	1800	100	2.1	1.0

INSTALLATION TOOLS

CAT./ UPC NO.	DESCRIPTION	QTY. PER BOX	WT.	
			LBS.	kg
84466	Masonry Screw Drill Set Tool with 84484 Bit	1	.4	.2
84484	3-1/2" Masonry Screw Drill Bit – for use with 1" to 1-1/2" long screws	1		

NOTE: For use in lightweight, hollow core concrete block, minimum embedment 1-3/8", pullout 715 lbs. Due to the variance in make-up of cement block, values will vary. It is suggested that the anchor be tested in specific material being used before installing fixtures.

MASONRY SCREW DRILL SET KIT

CAT./ UPC NO.	DESCRIPTION	MATERIAL CONCRETE 3000 PSI		QTY. PER BOX	WT.	
		MIN. EMBEDMENT	PULLOUT LBS.		LBS.	kg
84463	Masonry Screw Drill Set Kit Includes:	3/4"	1180	1	1.6	.7
84469	50 – 1/4" x 1" Masonry Screws					
84472	50 – 1/4" x 1-1/4" Masonry Screws					
84466	1 – Masonry Screw Drill Set Tool with 84484 Bit					

Small Jobs – Use special Greenlee masonry screw drill bit for holes. Screw can be installed with 5/16" wrench, nut driver or socket with ratchet.

Large Jobs – Use the special Greenlee Masonry Screw Drill Set Tool in kit with 3/8" or larger electric drill for drilling holes and screw installation.

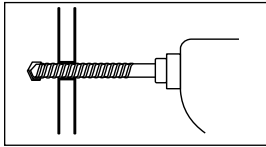
Toggle Bolts and Spring Wings



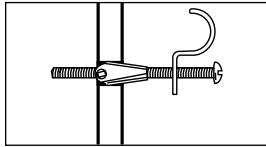
- For light to medium fastening in block, wallboard, plaster and hollow tile.
- Fully threaded machine screw with spring wing toggle head.
- Generous size of toggle head acts to spread the load over a maximum area.

TOGGLE BOLTS AND SPRING WINGS

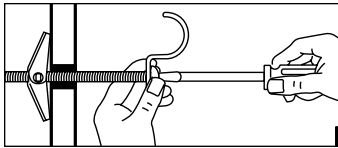
CAT./ UPC NO.	TOGGLE BOLT		REQUIRED HOLE SIZE	QTY. PER BOX	WEIGHT	
	SIZE	HEAD			LBS.	kg
84405	1/4" x 4"	Round	11/16"	50	3.7	1.7
84409	3/8" x 4"	Round	1"	25	4.3	1.9
84424	3/16" x 3"	Mushroom	1/2"	50	1.9	.9
84425	3/16" x 4"	Mushroom	1/2"	50	2.2	1.0
84428	1/4" x 3"	Mushroom	11/16"	50	3.3	1.5
84429	1/4" x 4"	Mushroom	11/16"	50	3.8	1.7



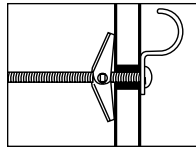
1. Drill hole completely through wall.



2. Insert bolt through items to be fastened. Fold wings completely back, then push through hole until wings spring open.



3. Pull back to hold wings against inside wall while tightening with screw driver.



MASONRY BITS

Masonry Bits



Fast Spiral



Percussion

SPECIFICATIONS

Twist Length	2-1/2" (63 mm)
Overall Length	4" (101 mm)

- Steel bit with carbide tip.
- Use in concrete, block, brick, stone, wallboard and plaster.
- Available in two styles: percussion for use in electric hammer and fast spiral for use in conventional power drills.
- Available in sizes ranging from 3/16" - 1/2" (4.8 - 12.7 mm)

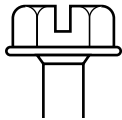

PERCUSSION BITS

CAT./ UPC NO.	HOLE DIA.		SHANK		WEIGHT	
	INCH	mm	INCH	mm	LBS.	g
84576	3/16	4.8	3/16	4.8	.03	14
84582	1/4	6.4	1/4	6.4	.05	23
84588	5/16	7.9	1/4	6.4	.06	27
84594	3/8	9.5	1/4	6.4	.08	36
84600	1/2	12.7	1/4	6.4	.12	54

FAST SPIRAL BITS

CAT./ UPC NO.	HOLE DIA.		SHANK		WEIGHT	
	INCH	mm	INCH	mm	LBS.	g
84526	3/16	4.8	3/16	4.8	.03	14
84532	1/4	6.4	1/4	6.4	.05	23
84538	5/16	7.9	1/4	6.4	.06	27
84544	3/8	9.5	1/4	6.4	.08	36
84550	1/2	12.7	1/4	6.4	.12	54

TAPCON® Masonry Fasteners and Drill Bits



A
Slotted Hex
Washer Head

- Corrosion-resistant – All Tapcon® fasteners are protected against rust and corrosion by the exclusive Stalgard® finish.
- Fast – install two or three Tapcon® fasteners per minute. Simple two-step operation – drill, then drive – eliminates the need to set anchors.
- Strong – Tapcon® fasteners and the masonry material are mechanically linked for exceptionally strong pullout strength.
- Removable – Tapcon® fasteners can be removed and reinserted in the same hole. Great for repairs or adjustments.
- Available in two diameters – 1/4" and 3/16".
- Made in USA.

TAPCON® MASONRY FASTENERS – EACH BOX OF 100 INCLUDES 1 BIT

CAT. NO.	UPC NO.	FASTENER		EMBEDMENT		MAXIMUM ATTACHMENT THICKNESS	QTY. PER BOX
		SIZE	TYPE	MIN.	MAX.		
LE 405	07405	1/4" x 1-1/4"	A	1"	1-3/4"	1/4"	100
LE 415	07415	1/4" x 1-3/4"	A	1"	1-3/4"	3/4"	100
LE 425	07425	1/4" x 2-1/4"	A	1"	1-3/4"	1-1/4"	100
LE 435	07435	1/4" x 2-3/4"	A	1"	1-3/4"	1-3/4"	100
LE 445	07445	1/4" x 3-1/4"	A	1"	1-3/4"	2-1/4"	100
LE 455	07455	1/4" x 3-3/4"	A	1"	1-3/4"	2-3/4"	100
LE 300	07300	3/16" x 1-1/4"	A	1"	1-3/4"	1/4"	100
LE 310	07310	3/16" x 1-3/4"	A	1"	1-3/4"	3/4"	100
LE 320	07320	3/16" x 2-1/4"	A	1"	1-3/4"	1-1/4"	100

Multi-Purpose Installation Tool



- Multi-purpose tool designed to be used with all sizes and styles of Tapcon® masonry fasteners.
- Tapcon® anchors are easy to install... a simple, two-step operation – drill the hole, then drive the fastener with the Condrive tool.

CAT. NO.	UPC NO.	DESCRIPTION
LP 100	07100	Condrive 1000 kit consists of: Drill Adapter, Drill Sleeve Assembly, 5/16" Hex Driver-Magnetic, 1/4" Hex Socket for 3/16" Anchor, Phillips Bit, #2 Phillips Bit, #3 Phillips Bit, 1/8" Hex Key, Set Screw 1/4-28, Drive Sleeve Assembly for 5" & 6" Anchors

High-Speed Installation Tool



- Convenient one-step tool designed for high speed installation of Tapcon fasteners.
- Best for rapid, repetitive drilling and fastener installation.
- Specifically designed for hex head Tapcon® fasteners in lengths up to 2-3/4".

CAT. NO.	UPC NO.	DESCRIPTION
LP 200	07200	Condrive 2000 kit consists of: Tool Body/Drive Assembly, 5/16" Hex Socket for 1/4" Anchors, 1/4" Hex Socket for 3/16" Anchors, 1/8" Hex Key, 1/4" Hex Key, 5/16" Hex Key, Set Screw

Bending

From rugged hand benders to the full-featured Smart Quad Bender™ which calculates complete layout measurements, Greenlee benders are the industry standard for bending EMT, IMC, PVC and rigid conduit. Refer to our easy-to-use selection guide for choosing a Greenlee bender or accessory that will get the job done right the first time.

111 114 114 126



841 Site-Rite®
Hand Bender



855 Smart Quad
Conduit Bender



854 Quad
Conduit Bender



L97 Mini-Magnet
Laser Level

FEATURED
Products



Bending Selection Guide

Combination Bending Rigid EMT IMC Conduit

CAT. NO. – DESCRIPTION	PAGE NO.	1/2"	3/4"	1"	1-1/4"	1-1/2"	2"	2-1/2"	3"	3-1/2"	4"	5"
1818 Mechanical Bender (EMT)	113		✓	✓	✓	✓	✓					
1818 Mechanical Bender (IMC)	113	✓	✓	✓	✓							
1818 Mechanical Bender (Rigid)	113	✓	✓	✓	✓	✓						
855 Smart Quad Bender™	114	✓	✓	✓	✓	✓	✓					
854 Quad Bender™	114	✓	✓	✓	✓	✓	✓					
555® Electric Bender Rigid & EMT*	116, 117	✓	✓	✓	✓	✓	✓					
555® Electric Bender IMC*	116, 117	✓	✓	✓	✓	✓	✓					
853 Quad Bender™	115			✓	✓	✓	✓					
882 & 882CB Hydraulic Bender	118				✓	✓	✓					
881 & 881CT Hydraulic Bender	120							✓	✓	✓	✓	

*Correct shoe group required

Rigid Conduit Bending

CAT. NO. – DESCRIPTION	PAGE NO.	1/2"	3/4"	1"	1-1/4"	1-1/2"	2"	2-1/2"	3"	3-1/2"	4"	5"
Hand Benders—SITE-RITE® Aluminum	111	841	842	843								
Hand Benders—SITE-RITE II® Malleable Iron	111	8841	8842	8843								
Hand Benders—Hickeys	111	508	512	516								
1800 Mechanical Bender	112	✓	✓	✓								
1801 Mechanical Bender	112				✓	✓						
1818 & 1818R Mechanical Bender	113	✓	✓	✓	✓	✓						
855 Smart Quad Bender™	114	✓	✓	✓	✓	✓	✓					
854 Quad Bender™	114	✓	✓	✓	✓	✓	✓					
853 Quad Bender™	115			✓	✓	✓	✓					
555R Electric Bender	116	✓	✓	✓	✓	✓	✓					
882CB Hydraulic Bender	118				✓	✓	✓					
881 & 881CT Hydraulic Bender	120							✓	✓	✓	✓	
880 Hydraulic Bender	122	Optional		✓	✓	✓	✓					
777 Hydraulic Bender	123				✓	✓	✓	S	S	S	S	
884 Hydraulic Bender	124				✓	✓	✓	✓	✓	✓	✓	
885 Hydraulic Bender	124				✓	✓	✓	✓	✓	✓	✓	S

EMT Conduit Bending

CAT. NO. – DESCRIPTION	PAGE NO.	1/2"	3/4"	1"	1-1/4"	1-1/2"	2"	2-1/2"	3"	3-1/2"	4"	5"
Hand Benders—SITE-RITE® Aluminum	111	840	841	842	843							
Hand Benders—SITE-RITE II® Malleable Iron	111	8840	8841	8842	8843							
1818 & 1818T Mechanical Bender	113		✓	✓	✓	✓	✓					
855 Smart Quad Bender™	114	✓	✓	✓	✓	✓	✓					
854 Quad Bender™	114	✓	✓	✓	✓	✓	✓					
853 Quad Bender™	115			✓	✓	✓	✓					
555E Electric Bender	116	✓	✓	✓	✓	✓	✓					
882 & 882CB Hydraulic Bender	118				✓	✓	✓					
881 & 881CT Hydraulic Bender	120							✓	✓	✓	✓	

IMC Conduit Bending

CAT. NO. – DESCRIPTION	PAGE NO.	1/2"	3/4"	1"	1-1/4"	1-1/2"	2"	2-1/2"	3"	3-1/2"	4"	5"
Hand Benders—SITE-RITE® Aluminum	111	841	842	843								
Hand Benders—SITE-RITE II® Malleable Iron	111	8841	8842	8843								
1800 Mechanical Bender	112	✓	✓	✓								
1801 Mechanical Bender	112				✓	✓						
1818 & 1818R Mechanical Bender	113	✓	✓	✓	✓	✓						
855 Smart Quad Bender™	114	✓	✓	✓	✓	✓	✓					
854 Quad Bender™	114	✓	✓	✓	✓	✓	✓					
853 Quad Bender™	115			✓	✓	✓	✓					
555I Electric Bender	116					✓	✓					
882CB Hydraulic Bender	118				✓	✓	✓					
881 & 881CT Hydraulic Bender	120							✓	✓	✓	✓	

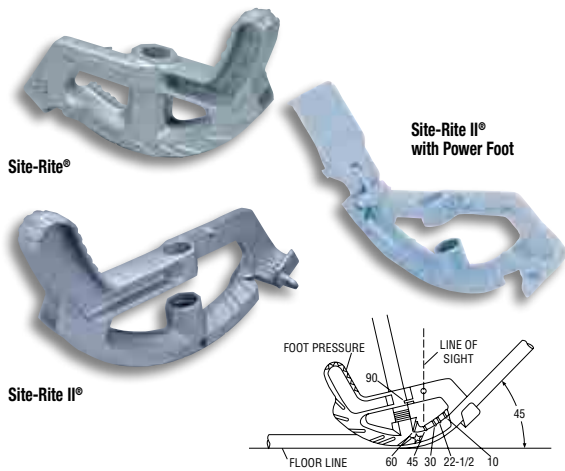
PVC Coated Rigid Conduit Bending

CAT. NO. – DESCRIPTION	PAGE NO.	1/2"	3/4"	1"	1-1/4"	1-1/2"	2"	2-1/2"	3"	3-1/2"	4"	5"
855 Smart Quad Bender™ with 01700 PVC Shoe Group	114	✓	✓	✓	✓	✓	✓					
854 Quad Bender™ with 01700 PVC Shoe Group	114	✓	✓	✓	✓	✓	✓					
853 Quad Bender™ with 37279 PVC Shoe Group	115	✓	✓	✓	✓	✓	✓					
555® Electric Bender with 37279 Shoe Group	116	✓	✓	✓	✓	✓	✓					
884 PVC Hydraulic Bender	124	Optional Shoes Required			✓	✓	✓	Optional	✓	✓	✓	

✓ = One Shot Capability.
 S = Segment Bend Only.
 See pages 124 and 130 for
 PVC Blankets and Heaters for
 bending PVC.

MECHANICAL

SITE-RITE® Heat-Treated Aluminum and SITE-RITE II® Malleable Iron Hand Benders



Both Benders feature:

- Handle straight up and down for 30° bends.
- Patented sight indicator on bender is a key feature for bending angles fast and easy.
- Non-slip, contoured pedal for added leverage.
- Strong, stable square hook design.
- Cast-in markings for stub-ups, saddle bends, back-to-back bends, and head-up or down bending.
- Lifetime Limited Warranty.

SITE-RITE Aluminum Benders feature:

- Special design and heat-treated aluminum construction make this patented hand bender significantly stronger.
- Cast-in offset multipliers.

8843 SITE-RITE II Malleable Iron Bender features:

- Power Foot to provide more leverage, reduce bending effort.

SPECIFICATIONS

Capacity	1/2" - 1-1/4" EMT, 1/2" - 1" Rigid
Weight	840 - 1.4 lbs. (0.7 kg) 841 - 2.1 lbs. (0.9 kg) 842 - 3.5 lbs. (1.6 kg) 843 - 8.3 lbs. (3.8 kg) 840H - 5.5 lbs. (2.5 kg) 841H - 6.4 lbs. (2.9 kg) 842H - 11 lbs. (5 kg) 8840 - 3.1 lbs. (1.4 kg) 8841 - 4.3 lbs. (2.0 kg) 8842 - 7.2 lbs. (3.3 kg) 8843 - 16.2 lbs. (7.3 kg) 8840H - 7 lbs. (3.2 kg) 8841H - 9 lbs. (4.1 kg) 8842H - 15 lbs. (6.8 kg)

CENTERLINE BENDING RADII

EMT	RIGID IMC	CENTERLINE RADII	HEAT-TREATED ALUMINUM	MALLEABLE IRON
1/2"		4-3/16" (106.5 mm)	840, 840H	8840, 8840H
3/4"	1/2"	5-1/8" (130.2 mm)	841, 841H	8841, 8841H
1"	3/4"	6-1/2" (165.1 mm)	842, 842H	8842, 8842H
1-1/4"	1"	11" (279.4 mm)	843	—
1-1/4"	1"	9-5/8" (244.5 mm)	—	8843

CAT. NO. UPC NO. DESCRIPTION

840	23533	SITE-RITE Hand Bender for 1/2" EMT
841	23392	SITE-RITE Hand Bender for 3/4" EMT, 1/2" Rigid, IMC
842	23564	SITE-RITE Hand Bender for 1" EMT, 3/4" Rigid, IMC
843	23667	SITE-RITE Hand Bender for 1-1/4" EMT, 1" Rigid, IMC
840H	32917	SITE-RITE Hand Bender with handle for 1/2" EMT
841H	32918	SITE-RITE Hand Bender with handle for 3/4" EMT, 1/2" Rigid
842H	32919	SITE-RITE Hand Bender with handle for 1" EMT, 3/4" Rigid
8840	35094	SITE-RITE II Hand Bender for 1/2" EMT
8841	35095	SITE-RITE II Hand Bender for 3/4" EMT, 1/2" Rigid, IMC
8842	35096	SITE-RITE II Hand Bender for 1" EMT, 3/4" Rigid, IMC
8843	06491	SITE-RITE II Power Foot Bender for 1-1/4" EMT, 1" Rigid, IMC
8840H	35482	SITE-RITE II Hand Bender with handle for 1/2" EMT
8841H	35483	SITE-RITE II Hand Bender with handle for 3/4" EMT, 1/2" Rigid
8842H	35484	SITE-RITE II Hand Bender with handle for 1" EMT, 3/4" Rigid
845	25567	Handle for 1/2" and 3/4" Hand Benders
846	25568	Handle for 1" Hand Benders
846-1-1/4	06490	Handle for 1-1/4" Benders

HICKEYS with Welded Handles



- Heavy-duty cast steel head.
- Welded steel handle.
- Bend tight radius stub-ups.

CAT. NO. UPC NO. DESCRIPTION

508	18102	Hickey for 1/2" Rigid
512	18103	Hickey for 3/4" Rigid
516	18104	Hickey for 1" Rigid

SPECIFICATIONS

Capacity	1/2" - 1" Rigid
Weight	508 - 6.9 lbs. (3.1 kg), 512 - 8 lbs. (3.6 kg), 516 - 13 lbs. (5.9 kg)

Little Kicker® Offset Bender



- Bends offsets in one easy operation. Insert conduit, depress handle, release and remove conduit.
- Makes identical offsets every time for wall mounted boxes with exposed conduit.
- Creates offset that matches the knockout in box.
- Maximum offset of .56" (9/16).

CAT. NO.	UPC NO.	DESCRIPTION
1810	13815	Offset Bender for 1/2" EMT
1811	14159	Offset Bender for 3/4" EMT

SPECIFICATIONS

Capacity	1810 – 1/2" EMT
	1811 – 3/4" EMT
Weight	1810 – 8.75 lbs. (4 kg)
	1811 – 8.50 lbs. (3.9 kg)

Mechanical Benders for IMC and Rigid Conduit



- Ratchet action for increased leverage.
- Bypass the ratchet for fast, direct bending on smaller sizes.
- Heavy-duty welded construction for long, reliable service.
- Built-in bending degree indicator and easy to use bending charts for accurate, consistent bends.
- Does not include handle.

CAT. NO.	UPC NO.	DESCRIPTION
1800	24400	Mechanical Bender for 1/2", 3/4", 1" IMC and Rigid conduit
1800G1	24401	Mechanical Bender without undercarriage, for bench or truck bed mounting. Bends 1/2", 3/4", 1" IMC and Rigid conduit
1801	24753	Mechanical Bender for 1-1/4", 1-1/2" IMC and Rigid conduit
08429	08429	Undercarriage Unit for 1800 and 1801
19988	19988	Wheel, Non-flat

Use a 5' (1.5 m) length of 1" Rigid conduit for the handle.

SPECIFICATIONS

Capacity	1800, 1800G1 – 1/2", 3/4" and 1" IMC and Rigid.
	1801, 1801G1 – 1-1/4" and 1-1/2" IMC and Rigid
Weight	1800 – 81 lbs. (36.7 kg)
	1800G1 – 48 lbs. (21.8 kg)
	1801 – 104 lbs. (47.2 kg)
	1801G1 – 75 lbs. (34 kg)

CENTERLINE BENDING RADII

1800, 1800G1	1/2" Rigid conduit	2-5/8"	(66.7 mm)
	3/4" Rigid conduit	4-5/8"	(117.5 mm)
	1" Rigid conduit	5-7/8"	(149.2 mm)
1801, 1801G1	1-1/4" Rigid conduit	8-1/16"	(204.8 mm)
	1-1/2" Rigid conduit	9-11/16"	(246.1 mm)

Mechanical Benders for EMT, IMC, Rigid and Aluminum Conduit

Bending



- Bends a wide variety of types and sizes of conduit.
- Durable ratchet mechanism for easy bending.
- Bypass the ratchet for fast, direct bending on smaller sizes.
- Bending degree indicator and charts for fast, easy, accurate bending.
- All shoe and bending accessories can be mounted to the frame unit and secured with a chain and lock.
- Heavy-duty undercarriage with wheels.
- Does not include handle.

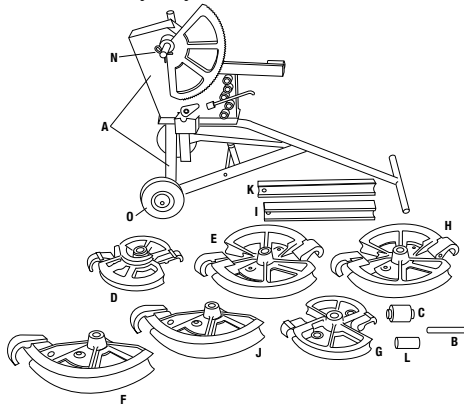
CAT. NO.	UPC NO.	DESCRIPTION
1818	22192	Mechanical Bender for 3/4" through 2" EMT conduit, 1/2" through 1-1/4" IMC conduit and 1/2" through 1-1/2" Rigid and aluminum conduit
1818R	20231	Mechanical Bender for 1/2" through 1-1/4" IMC conduit and 1/2" through 1-1/2" Rigid and aluminum conduit
1818T	20232	Mechanical Bender for 3/4" through 2" EMT conduit
08429	08429	Under Carriage Assembly
1818G1	22220	Frame and undercarriage unit only
19988	19988	Wheel, Non-flat

SPECIFICATIONS

Capacity	EMT: 3/4" - 2" RIGID: 1/2" - 1-1/2" IMC: 1/2" - 1-1/4" ALUMINUM: 1/2" - 1-1/2"
Weight	1818 - 250 lbs. (114 kg) 1818T - 217 lbs. (99 kg) 1818R - 185 lbs. (84 kg)

KEY	CAT NO.	UPC NO.	DESCRIPTION	BENDERS				SHOE GROUPS*		
				1818	1818R	1818T	1818G1	36905	36906	36907
A	1818G1	22220	Frame and Undercarriage Unit	1	1	1	1			
B	36697	36697	Roller Pin Unit	1	1	1		1	1	1
C	18681	18681	Cushioned Roller Unit	1	1	1		1	1	1
D	18827	18827	1/2, 3/4 & 1" Rigid/IMC Shoe Unit	1	1			1	1	
E	18828	18828	1-1/4" Rigid/IMC; 1-1/2" Rigid Shoe Unit	1	1			1	1	
G	18830	18830	3/4 & 1" EMT Shoe Unit	1		1		1		1
H	18831	18831	1-1/4 & 1-1/2" EMT Shoe Unit	1		1		1		1
I	18642	18642	1-1/4 & 1-1/2" EMT Follow Bar	1		1		1		1
J	18832	18832	2" EMT Shoe Unit	1		1		1		1
K	18636	18636	2" EMT Follow Bar	1		1		1		1
L	36296	36296	Roller Follow Bar Guide	1		1		1		1
N	18772	18772	Retainer Clip	1	1	1		1	1	1
O	19988	19988	Wheel, Non-flat	2	2	2				
F	18829	18829	2" Rigid Aluminum Shoe Unit							
	1723	23818	Steel Storage Box For Shoe Units							
				OPTIONAL						

* SHOE GROUPS Reference chart for ordering bending accessories.



R = REPLACEMENT PART **A** = ACCESSORY

CENTERLINE BENDING RADII

SHOE SIZE	INCHES	mm
1/2" Rigid/IMC	2-21/32"	67.5
3/4" Rigid/IMC	4-5/8"	117.5
3/4" EMT	5-3/32"	129.4
1" Rigid/IMC	5-7/8"	149.2
1" EMT	6-13/32"	162.7
1-1/4" Rigid/IMC	7-3/8"	187.3
1-1/4" EMT	8-9/32"	210.3
1-1/2" Rigid	9"	228.6
1-1/2" EMT	8-9/32"	210.3
2" EMT	9-3/16"	233.4
2" Aluminum	10-15/32"	265.9

USA Tel: 800.435.0786
Fax: 800.451.2632

Canada Tel: 800.435.0786
Fax: 800.524.2853

International Tel: +1.815.397.7070
Fax: +1.815.397.9247

ELECTRICAL

Smart Quad Bender™ Electric Conduit Bender for 1/2" to 2" EMT, IMC, Rigid and Rigid Aluminum



01711 - Deluxe Pendant

- Bends a variety of types and sizes of conduit.
- Intelligent pendant controls: Standard (included), digital readout and programmable bend angles for accurate repeat bends. Deluxe (optional), interactive control – calculates complete layout measurements for various types of bends.
- Bends 1/2" to 2" EMT, IMC, Rigid and Rigid aluminum conduit without any shoe changes. No loose parts to get lost.
- Two operating positions; table top and upright.
- Optional shoes available to bend PVC-coated steel conduit.
- Excellent portability. Convenient lifting eyes and fork tubes.
- Weather-resistant construction.
- Squeeze adjustment to compensate for variations in EMT conduit.

SPECIFICATIONS

Capacity	1/2"- 2" EMT, IMC, Rigid and Rigid Aluminum conduit
Power Source	120 VAC; 20 Amp
Weight	510 lbs. (231.3 kg)

CAT. NO.	UPC NO.	DESCRIPTION
855	08550	Smart Bender for 1/2" - 2" EMT, IMC and Rigid conduit (Includes Standard Pendant)
38650	38650	A Deluxe Pendant for older bender with serial code ZW
01711	01711	A Deluxe Pendant for current bender with serial code ABL & ADY
38863	38863	R Standard Pendant for older bender with serial code ZW
01648	01648	R Standard Pendant for current bender with serial code ABL & ADY
38780	38780	R Shoe Unit, 1/2" - 1-1/4"
38148	38148	R Shoe Unit, 1-1/2" - 2"
01700	01700	A 40 MIL PVC Coated Rigid Shoe Group, 1/2"-2" (Exc. ZW)
38962	38962	A Vinyl Rain Cover

Quad Bender™ Electric Conduit Bender for 1/2" to 2" EMT, IMC, and Rigid Aluminum



- Bends 1/2" to 2" EMT, IMC, Rigid and Rigid Aluminum conduit without any shoe changes. No loose parts to get lost.
- Two operating positions; tabletop and upright.
- Remote pendant switch and bending data charts for easy, accurate bends.
- Simple setup and easy operation.
- Squeeze adjustment to compensate for variations in EMT conduit.
- Excellent portability. Convenient lifting eyes and fork tubes.
- Optional shoes available to bend PVC coated steel conduit.

CAT. NO.	UPC NO.	DESCRIPTION
854	03106	Quad Bender for 1/2" - 2" EMT, IMC, Rigid and Rigid Aluminum, conduit
38780	38780	R Shoe Unit, 1/2" - 1-1/4"
38148	38148	R Shoe Unit, 1-1/2" - 2"
01700	01700	A 40 MIL PVC Coated Rigid Shoe Group, 1/2"-2"

SPECIFICATIONS

Capacity	1/2"- 2" EMT, IMC, Rigid and Rigid Aluminum conduit
Power Source	120 VAC; 20 Amp
Weight	510 lbs. (231.3 kg)

CENTERLINE BENDING RADII

SHOE SIZE	INCHES	mm	SHOE SIZE	INCHES	mm	SHOE SIZE	INCHES	mm
1/2" EMT	4-5/16"	109.5	1" EMT	7"	177.8	1-1/2" EMT	8-3/8"	212.7
1/2" IMC/Rigid	4-1/4"	108.0	1" IMC/Rigid	6-15/16"	176.2	1-1/2" IMC/Rigid	8-1/4"	209.6
3/4" EMT	5-1/2"	139.7	1-1/4" EMT	8-13/16"	223.8	2" EMT	9-1/4"	235.0
3/4" IMC/Rigid	5-7/16"	138.1	1-1/4" IMC/Rigid	8-3/4"	222.3	2" IMC/Rigid	9"	228.6

R = REPLACEMENT PART **A** = ACCESSORY

Electric Conduit Bender for 1" to 2" EMT, IMC, Rigid Steel and Aluminum



CLASSIFIED
UL US
95R7

- Four-in-one-shoe handles 1", 1-1/4", 1-1/2", 2" EMT, IMC and Rigid steel and aluminum conduit.
- No flat tires with steel rims and precision ball bearings for tough jobsite conditions.
- Quickly remove the shoe and bridge to reduce weight for easy handling.
- Easy to load and unload.
- Squeeze adjustment to compensate for conduit variations. Smooth wrinkle-free bends.

CAT. NO.	UPC NO.	DESCRIPTION
853	07272	Quad Bender for 1" - 2" EMT, IMC, and Rigid conduit
37279	37279 A	40 MIL PVC Coated Rigid Shoe Group, 1"-2"

SPECIFICATIONS

Capacity	1" - 2" EMT, IMC, and Rigid conduit
Power Source	120 VAC; 20 Amp
Weight	445 lbs. (202 kg); 275 lbs. (125 kg) without shoe and bridge
Height	44" (1118 mm)
Width	30.5" (775 mm)
Depth	35" (889 mm)

CENTERLINE BENDING RADII-853

SHOE SIZE	INCHES	mm
1" EMT	7"	177.8
1" IMC/Rigid	6-15/16"	176.2
1-1/4" EMT	8-13/16"	223.8
1-1/4" IMC/Rigid	8-3/4"	222.3
1-1/2" EMT	8-3/8"	212.7
1-1/2" IMC/Rigid	8-1/4"	209.6
2" EMT	9-1/4"	235.0
2" IMC/Rigid	9"	228.6

Bending

USA Tel: 800.435.0786
Fax: 800.451.2632

Canada Tel: 800.435.0786
Fax: 800.524.2853

International Tel: +1.815.397.7070
Fax: +1.815.397.9247

555® Deluxe Electric Conduit Bender for 1/2" through 2" Conduit and Pipe



No Flat Tires



- 555 Deluxe Series features unique electrical controls that reduce the in-rush current to the relays to minimize contact arcing for longer life, heavy-duty no flat pneumatic tires and UL/ULC approved.
- Available in four models for Rigid, EMT or IMC conduit, or bender only without shoes.
- The optional PVC-coated Rigid conduit shoe group can be used on all 555 series benders.

CAT. NO.	UPC NO.	DESCRIPTION
555	39780	Deluxe Electric Bender power unit without bending accessories
555R	23446	Deluxe Electric Bender with Shoe Group for 1/2" through 2" Rigid and 1/2" through 1-1/4" IMC conduit and pipe includes 28007 - 1/2" - 2" Rigid Shoe Group
555E	27989	Deluxe Electric Bender with Shoe Group for 1/2" through 2" EMT conduit includes 23802 - 1/2" - 2" EMT Shoe Group
555I	27990	Deluxe Electric Bender with Shoe Group for 1-1/2" through 2" IMC conduit includes 26330 - 1-1/2" - 2" IMC Shoe Group
555-22	39971	220 VAC 50/60 Cycle Electric Bender power unit without bending accessories
37279	37279	A 40 MIL PVC Coated Rigid 1/2" - 2" Shoe Group (sold separately) to use with the 555 series benders
53389	53389	PIN-HITCH .437x8.10 - Weight .39

SPECIFICATIONS

Capacity	555R: 1/2" - 2" Rigid and 1/2" - 1-1/4" IMC conduit 555E: 1/2" - 2" EMT conduit 555I: 1-1/2" and 2" IMC conduit
Power Source	555 Deluxe Series: 120 VAC; 20 Amp GFCI-protected receptacle 555-22: 220 VAC 50/60 Cycle; 20 Amp GFCI-protected receptacle
Operating Temperature	-5° F to 120° F (-20° C to 49° C)
Relative Humidity	0-98%
Weight	555: 260 lbs. (118 kg) 555R: 393 lbs. (179 kg) 555E: 476 lbs. (216 kg) 555I: 456 lbs. (207 kg)
Height	555 Deluxe Series: 44" (1118 mm)
Width	555 Deluxe Series: 29-5/8" (753 mm)
Depth	555 Deluxe Series: 28-1/2" (724 mm)

International Tel: +1.815.397.7070
Fax: +1.815.397.9247

Canada Tel: 800.435.0786
Fax: 800.524.2853

USA Tel: 800.435.0786
Fax: 800.451.2632

555® Classic Electric Conduit Bender for 1/2" through 2" Conduit and Pipe



555RC Classic

- The 555C Classic Series features simple relay controls for easy field repairs, and compact handle design to prevent interference with conduit when bending.
- Available in four models for Rigid, EMT or IMC conduit, or bender only without shoes.
- The optional PVC-coated Rigid conduit shoe group can be used on all 555 series benders.

CAT. NO.	UPC NO.	DESCRIPTION
555C	06900	Classic Electric Bender power unit without bending accessories
555RC	06901	Classic Electric Bender with Shoe Group for 1/2" through 2" Rigid and 1/2" through 1-1/4" IMC conduit and pipe; includes 28007 - 1/2" - 2" Rigid Shoe Group
555EC	06902	Classic Electric Bender with Shoe Group for 1/2" through 2" EMT conduit includes 23802 - 1/2" - 2" EMT Shoe Group
555IC	06903	Classic Electric Bender with Shoe Group for 1-1/2" through 2" IMC conduit includes 26330 - 1-1/2" - 2" IMC Shoe Group
37279	37279 A	40 MIL PVC Coated Rigid 1/2" - 2" Shoe Group (sold separately) to use with the 555 series benders
53389	53389	PIN-HITCH .437x8.10 - Weight .39

SPECIFICATIONS

Capacity	555RC: 1/2" - 2" Rigid and 1/2" - 1-1/4" IMC conduit 555EC: 1/2" - 2" EMT conduit 555IC: 1-1/2" and 2" IMC conduit
Power Source	555C Classic Series: 120 VAC; 20 amp GFCI-protected receptacle
Weight	555C: 260 lbs. (118 kg)
Width	555C Classic Series: 28-1/2" (724 mm)
Height	555C Classic Series: 44" (1118 mm)
Depth	555C Classic Series: 28-1/2" (724 mm)
Operating Temperature	-5° F to 120° F (-20° C to 49° C)
Relative Humidity	0-98%

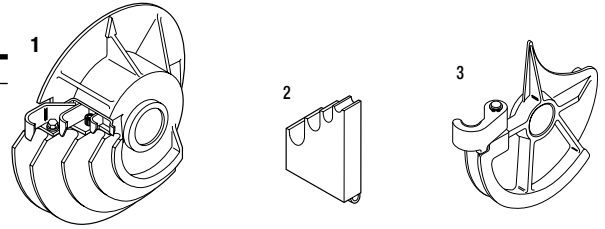
555 CENTERLINE BENDING RADII

SHOE SIZE	EMT	RIGID	IMC
1/2"	4-1/4" (10.80 cm)	4-1/4" (108 mm)	4-1/4" (108 mm)
3/4"	5-3/8" (13.65 cm)	5-7/16" (138 mm)	5-7/16" (138 mm)
1"	6-3/4" (17.15 cm)	6-5/16" (176 mm)	6-5/16" (176 mm)
1-1/4"	8-3/4" (22.22 cm)	8-3/4" (222 mm)	8-3/4" (222 mm)
1-1/2"	8-9/32" (21.03 cm)	8-1/4" (209 mm)	8-9/32" (210 mm)
2"	9-3/16" (23.33 cm)	9-1/2" (241 mm)	9-3/16" (233 mm)

555® Accessory Shoe Groups

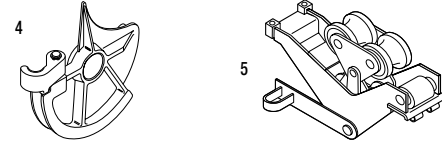
23802 1/2" - 2" EMT SHOE GROUP CONSISTS OF ONE EACH:

KEY	CAT. NO.	UPC NO.	DESCRIPTION
1	17944	17944	1/2" through 1-1/4" EMT Bending Shoe
2	17986	17986	1/2" through 1-1/4" Support Roller
3	23499	23499	1-1/2" EMT Bending Shoe
4	23505	23505	2" EMT Bending Shoe
5	23541	23541	1-1/2" through 2" Roller Support Unit
	1723	23818	Metal Storage Box (not shown)



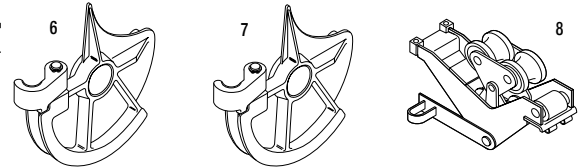
23816 1-1/2" AND 2" EMT SHOE GROUP CONSISTS OF ONE EACH:

KEY	CAT. NO.	UPC NO.	DESCRIPTION
3	23499	23499	1-1/2" EMT Bending Shoe
4	23505	23505	2" EMT Bending Shoe
5	23541	23541	1-1/2" through 2" Roller Support Unit



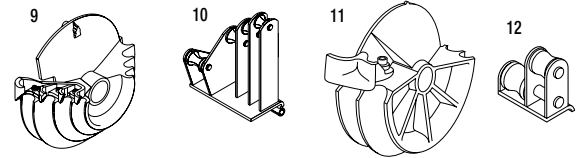
26330 1-1/2" AND 2" IMC SHOE GROUP CONSISTS OF ONE EACH:

KEY	CAT. NO.	UPC NO.	DESCRIPTION
6	25263	25263	1-1/2" IMC Bending Shoe
7	25268	25268	2" IMC Bending Shoe
8	25273	25273	1-1/2" through 2" Roller Support Unit
	1723	23818	Metal Storage Box (not shown)



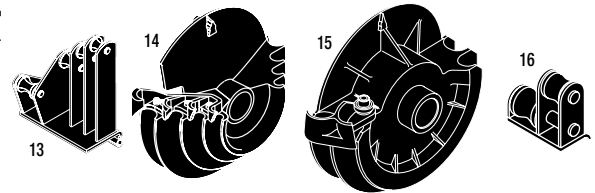
28007 1/2" - 2" RIGID SHOE GROUP CONSISTS OF ONE EACH:

KEY	CAT. NO.	UPC NO.	DESCRIPTION
9	00571	00571	1/2" through 1-1/4" Rigid/IMC Bending Shoe
10	00936	00936	1/2" through 1-1/4" Support Roller
11	17937	17937	1-1/2" through 2" Rigid Bending Shoe
12	17984	17984	1-1/2" through 2" Support Roller



37279 40 MIL PVC COATED RIGID 1/2" - 2" SHOE GROUP CONSISTS OF ONE EACH:


KEY	CAT. NO.	UPC NO.	DESCRIPTION
13	00946	00946	1/2" through 1-1/4" Roller Support
14	00573	00573	1/2" through 1-1/4" Shoe
15	37281	37281	1-1/2" and 2" Shoe
16	37282	37282	1-1/2" through 2" Roller Support
	1723	23818	Metal Storage Box (not shown)



To use the PVC Shoe Group with 555 SB and 555 SBR benders Adapter Set 32391 is required.

HYDRAULIC

Flip-Top® Benders for 1-1/4" - 2" EMT, IMC and Rigid



- Choose 882 for EMT or 882CB models for EMT, IMC and Rigid Conduit.
- Simple, accurate and easy to use.
- Flip-Top hinged frame top plate opens for easy, fast loading and unloading.
- Ram travel scale and charts for accurate bends, offsets and saddles.

FLIP-TOP® BENDER CENTERLINE BENDING RADII

SIZE	882, 882CB		882CB	
	EMT	RIGID	EMT	IMC
1-1/4"	7-7/32" (183.4 mm)	7-1/4" (184.2 mm)	7-1/4" (184.2 mm)	
1-1/2"	8-1/16" (204.8 mm)	8-1/4" (209.5 mm)	8-1/4" (209.5 mm)	
2"	9-5/16" (236.5 mm)	8-7/8" (225.4 mm)	8-7/8" (225.4 mm)	

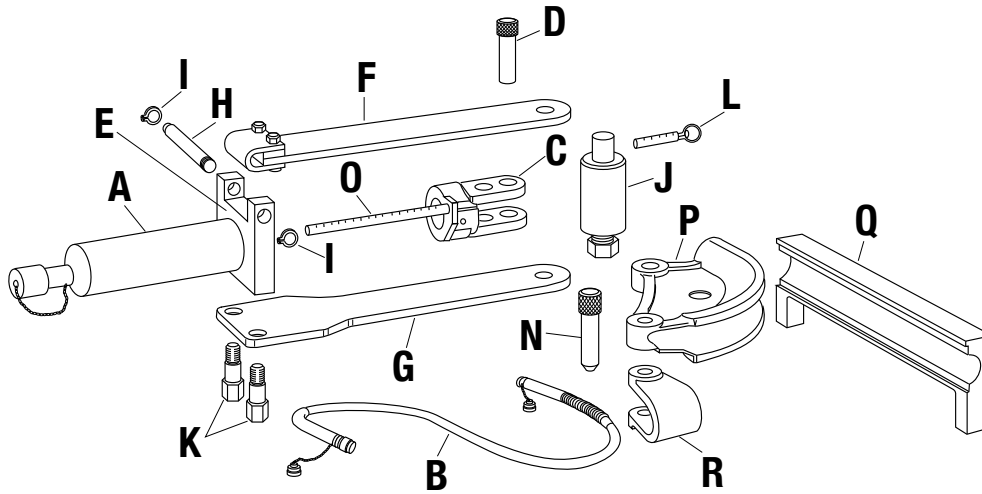
CAT. NO.	UPC NO.	DESCRIPTION
882	15128	Flip-Top Bender for 1-1/4", 1-1/2" and 2" EMT Conduit without Hydraulic Pump
882CB	29536	Flip-Top Bender with shoes for 1-1/4", 1-1/2" and 2" EMT, IMC and Rigid Conduit without Hydraulic Pump
882CBH755	29537	Flip-Top Bender with shoes for 1-1/4", 1-1/2" and 2" EMT, IMC and Rigid Conduit with 755 Hand Hydraulic Pump
882CBE975	34202	Flip-Top Bender with shoes for 1-1/4", 1-1/2" and 2" EMT, IMC and Rigid Conduit with 975 Electric Hydraulic Pump
882H755	16460	Flip-Top Bender for 1-1/4", 1-1/2" and 2" EMT Conduit with 755 Hand Hydraulic Pump
882E975	34201	Flip-Top Bender for 1-1/4", 1-1/2" and 2" EMT Conduit with 975 Electric Hydraulic Pump
882RIG1	29948	A Conversion Attachment Set - Converts 882 to 882CB by adding the shoes, follow bars and saddles for 1-1/4", 1-1/2" and 2" IMC and Rigid Conduit

SPECIFICATIONS

Capacity	Weight
882-1-1/4", 1-1/2" and 2" EMT	882-141 lbs (64 kg)
882CB-1-1/4", 1-1/2" and 2" EMT, IMC and Rigid	882-H755- 161 lbs (73 kg)
Power Source	882CB-H755- 217 lbs (99 kg)
755- Hydraulic Hand Pump	882CB-E975- 264 lbs (120 kg)
975- 120 VAC Electric Hydraulic Pump	882-E975- 195 lbs (89 kg)
976- 220PS- 220 VAC 50/60 Cycle Electric Hydraulic Pump	882CB- 205 lbs (93 kg)

R = REPLACEMENT PART **A** = ACCESSORY


Flip-Top® Benders and Shoe Groups



KEY	CAT NO.	UPC NO.	DESCRIPTION	BENDERS		SHOE GROUP
				882	882CB	882RI-G1
A	1738	15129	12-Ton Hydraulic Ram with 4018GB female quick Coupler	1	1	
B	11289	11289	3/8" x 6' (9.5 x 1829 mm) Hydraulic Hose with two 4033GB male quick couplers	1	1	
C	15145	15145	Yoke	1	1	
D	04086	04086	Yoke Pin	1	1	
E	16563	16563	Frame Unit (includes F thru K)	1	1	
F	15136	15136	Upper Connecting Plate Unit	1	1	
G	15135	15135	Lower Connecting Plate Unit	1	1	
H	15150	15150	Hinge Pin	1	1	
I	50283	50283	Retaining Ring	2	2	
J	38778	38778	Roller Unit with pin (L)	1	1	
K	15147	15147	Anchor Stud	2	2	
L	54303	54303	Hitch Pin, 3/8 x 1-1/2	1	1	
N	29937	29937	Saddle Pin	1	1	1
O	50848	50848	Scale Jam Nut			
O	52867	52867	Scale O-Ring			
O	21954	21954	Scale Piston	1	1	
	1531	23274	Steel Storage Box (not shown)	1	1	
P	11146	11146	1-1/4" EMT Shoe	1	1	
Q	11126	11126	1-1/4" EMT Follow Bar	1	1	
R	11075	11075	1-1/4" EMT Saddle	1	1	
P	14287	14287	1-1/2" EMT Shoe	1	1	
Q	11107	11107	1-1/2" EMT Follow Bar	1	1	
R	11072	11072	1-1/2" EMT Saddle	1	1	
P	11132	11132	2" EMT Shoe	1	1	
Q	11089	11089	2" EMT Follow Bar	1	1	
R	14279	14279	2" EMT Saddle	1	1	
P	29474	29474	1-1/4" IMC and Rigid Shoe		1	1
Q	29477	29477	1-1/4" IMC and Rigid Follow Bar		1	1
R	29465	29465	1-1/4" IMC and Rigid Saddle		1	1
P	29470	29470	1-1/2" IMC and Rigid Shoe		1	1
Q	29472	29472	1-1/2" IMC and Rigid Follow Bar		1	1
R	29464	29464	1-1/2" IMC and Rigid Saddle		1	1
P	29466	29466	2" IMC and Rigid Shoe		1	1
Q	29468	29468	2" IMC and Rigid Follow Bar		1	1
R	29463	29463	2" IMC and Rigid Saddle		1	1

R = REPLACEMENT PART **A** = ACCESSORY

Cam Track® Conduit Benders for 2-1/2" to 4" EMT, IMC and Rigid



Shown with OPTIONAL 1813 Bending Table & optional 980 pump
SEE PAGE 126

CAT. NO.	UPC NO.	DESCRIPTION
881CT	31287	Cam Track Conduit Bender for One-Shot 90° Bends in 2-1/2", 3", 3-1/2" and 4" EMT, IMC and Rigid conduit, without hydraulic pump
881CTE980	34208	Cam Track Conduit Bender for One-Shot 90° Bends in 2-1/2", 3", 3-1/2" and 4" EMT, IMC and Rigid conduit, with 980 Electric Hydraulic Pump
881CTD	38466	Cam Track Conduit Bender for One-Shot 90° Bends in 2-1/2", 3" and 4" EMT, IMC and Rigid conduit, without hydraulic pump
881CTDE980	38467	Cam Track Conduit Bender for One-Shot 90° Bends in 2-1/2", 3" and 4" EMT, IMC and Rigid conduit, with 980 Electric Hydraulic Pump
881	27778	Conduit Bender for One-Shot 90° Bends in 2-1/2" and 3", Two-Shot 90° Bends in 3-1/2" and 4" EMT, IMC and Rigid conduit, without hydraulic pump
881E980	34205	Hydraulic Conduit Bender for One-Shot 90° Bends in 2-1/2" and 3", Two-Shot 90° Bends in 3-1/2" and 4" EMT, IMC and Rigid conduit, with 980 Electric Hydraulic Pump
881BASIC	35711	Conduit Bender without shoe groups or hydraulic pump
27554	27554	A 2-1/2" - One-Shot 90° EMT, IMC, Rigid Shoe Group
27555	27555	A 3" - One-Shot 90° EMT, IMC, Rigid Shoe Group
31281	31281	A 3-1/2" - One-Shot 90° EMT, IMC, Rigid Shoe Group
27556	27556	A 3-1/2" - 45° EMT, IMC, Rigid Shoe Group (requires 2 bends to make a 90°)
31274	31274	A 4" - One-Shot 90° EMT, IMC, Rigid Shoe Group
27557	27557	A 4" - 45° EMT, IMC, Rigid Shoe Group (requires 2 bends to make 90°)
1813	28901	A Bending Table for 881 Bender

- One bender to bend EMT, IMC and Rigid Conduit.
- Fast and easy setup on the jobsite.
- True One-Shot 90° bends with CT models for quick accurate bends.
- Steel reinforced follow bars for long life.
- Bend a 90° elbow in 4" Rigid conduit in 95 seconds.
- Optional 1813 Bending Table and accessories for easier operation.

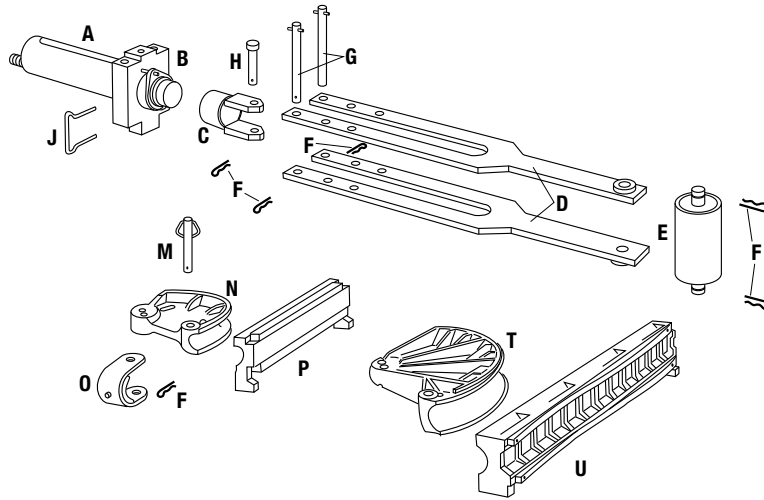
SPECIFICATIONS

Capacity	2-1/2" - 4" EMT, IMC and Rigid
Power Source	980: 120 VAC Electric Powered Hydraulic Pump 980-22PS: 220 VAC 50/60 Cycle Electric Powered Hydraulic Pump
Weight	881CT-E980: 999 lbs. (454 kg) 881-E980: 930 lbs. (422 kg) 881: 856 lbs. (388 kg) 881 BASIC: 358 lbs. (163 kg) 27555: 137 lbs. (62 kg) 27556: 130 lbs. (59 kg) 27557: 134 lbs. (61 kg) 31274: 183 lbs. (83 kg)

CAM TRACK® BENDER CENTERLINE BENDING RADII FOR EMT, IMC AND RIGID CONDUIT

SIZE	881	881 CT, 881 CTD, 881 BASIC		
	CENTERLINE RADIUS	CENTERLINE RADIUS	SHOE GROUP	DEGREE OF BEND
2-1/2"	13-1/2" (342.9 mm)	13-1/2" (342.9 mm)	27554	90
3"	16" (406.4 mm)	16" (406.4 mm)	27555	90
3-1/2"	18-5/8" (473.1 mm)	18-5/8" (473.1 mm)	31281	90
4"	21" (533.4 mm)	20-7/8" (530.2 mm)	31274	90
3-1/2"		18-5/8" (473.1 mm)#	27556	45
4"		21" (533.4 mm)#	27557	45
		# 881 Basic Only		

Cam Track® Benders and Shoe Groups



KEY	CAT. NO.	UPC NO.	DESCRIPTION	BENDERS			SHOE GROUPS								
				881	881BASIC	881CT & 881CTD	27554	27555	31281	27556	31274	27557			
A	27416	27416	40-Ton Hydraulic Ram with 4018GB female quick coupler. The ram includes Keys B, G, and two clips from Key F.	1	1	1									
B	27417	27417	Cylinder Block	1	1	1									
C	30309	30309	Yoke	1	1	1									
D	26309	26309	Connecting Bar Unit	2	2	2									
E	27364	27364	Roller Unit-The roller unit includes two clips from Key F	1	1	1									
F	50302	50302	Hitch Pin Clips	6	6	6									
G	27381	27381	Cylinder Block Pin Unit	2	2	2									
H	26306	26306	Yoke Pin	1	1	1									
J	26349	26349	Spring Clip (secures Yoke Unit to Ram)	1	1	1									
	11289	11289	3/8" x 6' (9.5 x 1829 mm) Hydraulic Hose with two 4033GB male quick couplers	1	1	1									
M	26624	26624	Saddle Pin Unit - includes 1 clip from Key F	1	1	1									
N	26297	26297	2-1/2" Shoe 90°	1		1	1								
P	26366	26366	2-1/2" Follow Bar 90°	1		1	1								
O	26580	26580	2-1/2" Saddle	1		1	1								
N	26300	26300	3" Shoe 90°	1		1		1							
P	35400	35400	3" Follow Bar 90°	1		1		1							
O	26584	26584	3" Saddle	1		1		1	1						
N	26302	26302	3-1/2" Shoe 45°	1							1				
P	26389	26389	3-1/2" Follow Bar 45°	1							1				
O	26588	26588	3-1/2" Saddle	1		1*				1	1				
T	31882	31882	3-1/2" Shoe 90°			1*				1					
U	31881	31881	3-1/2" Follow Bar 90°			1*				1					
N	26305	26305	4" Shoe 45°	1											1
P	31292	31292	4" Follow Bar 45°	1											1
O	26594	26594	4" Saddle	1		1							1	1	
T	31884	31884	4" Shoe 90°			1								1	
U	31883	31883	4" Follow Bar 90°			1								1	
	2460	23363	Steel Storage Box (not shown)	1	1	1									
	695	30239	Caster Set (not shown)	1	1	1									

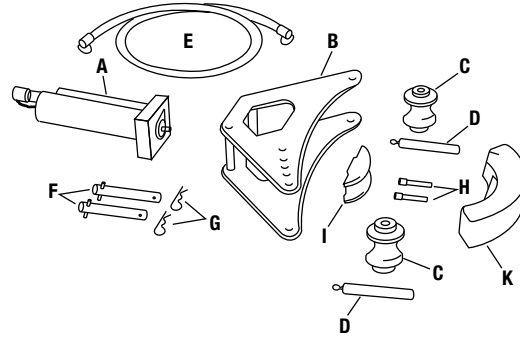
*Not included in 881 CTD.

R = REPLACEMENT PART **A** = ACCESSORY

Rigid Conduit Bender for 1/2", 3/4", 1", 1-1/4", 1-1/2" and 2"



- Strong, portable pin-assembled aluminum components.
- Easy-to-use ram travel scale and bending charts.
- Conduit supports index to suit all sizes.



CAT. NO.	UPC NO.	DESCRIPTION
880	16480	1", 1-1/4", 1-1/2" and 2" Rigid Conduit Bender without hydraulic pump
880H755	16464	1", 1-1/4", 1-1/2" and 2" Rigid Conduit Bender with 755 Hand Hydraulic Pump
880E975	34200	1", 1-1/4", 1-1/2" and 2" Rigid Conduit Bender with 975 Electric Hydraulic Pump
1802	21257	A Bending Table (Optional)
21357	21357	A Conduit Support Pin for use with 1802 Bending Table - (2) Required
10917	10917	A 1/2" Shoe (Optional)
10918	10918	A 3/4" Shoe (Optional)

CENTERLINE BENDING RADII FOR 880 & 880 PVC BENDERS

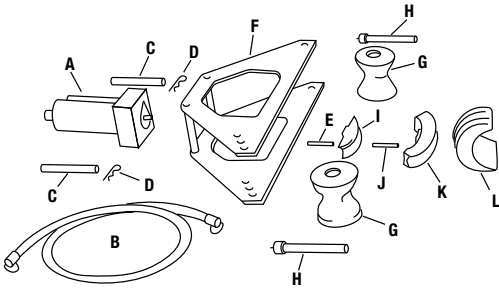
Rigid Shoe Size	1/2"	3/4"	1"	1-1/4"	1-1/2"	2"
Bending Radius-Inches	4"	4-1/2"	5-3/4"	7-1/4"	8-1/4"	9-1/2"
Bending Radius-cm	10.16	11.43	14.60	18.41	20.95	24.13

SPECIFICATIONS

Capacity	880: 1" - 2" Rigid Conduit
Power Source	755: Hydraulic Hand Pump 975: 120 VAC Electric Hydraulic Pump 980: 120 VAC Electric Hydraulic Pump
Weight	880: 113 lbs. (52 kg) 880H755: 135 lbs. (61 kg) 880E975: 172 lbs. (78 kg) 880PVC: 116 lbs. (53 kg)

KEY	CAT. NO.	UPC NO.	DESCRIPTION	880	880PVC
A	747	16249	15-Ton Hydraulic Ram with 4018GB female quick coupler, includes Keys F, G and one H	1	1
B	03396	03396	Frame Unit	1	1
C	03400	03400	Conduit Support	2	
D	13679	13679	Conduit Support Pin	2	2
E	11289	11289	3/8" x 6' (9.5 x 1829 mm) Hydraulic Hose with two 4033GB male quick couplers	1	1
F	15829	15829	Cylinder Head Pin Unit with Spring Clips 2725AA (Key G)	2	2
G	50302	50302	Spring Clips	2	2
H	10826	10826	Ram Pin, Shoe Pin	2	2
I	10939	10939	Shoe Support	1	1
K	10919	10919	1" Shoe - Rigid	1	
K	10920	10920	1-1/4" Shoe - Rigid	1	
K	10921	10921	1-1/2" Shoe - Rigid	1	
K	10922	10922	2" Shoe - Rigid	1	
	14909	14909	Steel Storage Box (not shown)	1	1

Rigid Conduit Bender for 1-1/4" - 2" One-Shot 90°s and 2-1/2" - 4" Segment Bending



- Strong, portable pin-assembled aluminum components.
- Easy-to-use ram travel scale and bending charts.
- Conduit supports index to suit all sizes.

CAT. NO.	UPC NO.	DESCRIPTION
777	16491	1-1/4" through 2" One-Shot and 2-1/2" through 4" Segment, Rigid Conduit Bender without hydraulic pump
777HC755	16470	1-1/4" through 2" One-Shot and 2-1/2" through 4" Segment, Rigid Conduit Bender with 755 Hand Hydraulic Pump
777E975	34198	1-1/4" through 2" One-Shot and 2-1/2" through 4" Segment, Rigid Conduit Bender with 975 Electric Hydraulic Pump
1802	21257	A Bending Table (Optional)
21359	21359	A Conduit Support Pin for use with 1802 Bending Table - (2) Required

KEY	CAT. NO.	UPC NO.	DESCRIPTION	777
A	1736	13251	27-Ton Hydraulic Ram with 4018GB female quick coupler, includes Keys C thru E	1
B	11289	11289	3/8" x 6' (9.5 x 1829 mm) Hose with two 4033GB male quick couplers	1
C	13252	13252	Cylinder Head Pin Unit with Spring Clip 2725AA (Key D)	2
D	50302	50302	Spring Clip	2
E	10826	10826	Ram Pin	1
F	13232	13232	Frame Unit	1
G	13193	13193	Conduit Support	2
H	14496	14496	Conduit Support Pin	2
I	10939	10939	Small Shoe Support 1/2" thru 2"	1
J	10826	10826	Shoe Pin	1
K			90° Aluminum Bending Shoes	
	10920	10920	1-1/4" Shoe	1
	10921	10921	1-1/2" Shoe	1
	10922	10922	2" Shoe	1
L			Aluminum Segment Bending Shoes	
	13208	13208	2-1/2" Shoe	1
	13209	13209	3" Shoe	1
	13210	13210	3-1/2" Shoe	1
	13211	13211	4" Shoe	1
M	13382	13382	Steel Storage Box (not shown)	1

CENTERLINE BENDING RADII FOR 777 BENDERS

Rigid Shoe Size	SEGMENT BEND ONLY						
	1-1/4"	1-1/2"	2"	2-1/2"	3"	3-1/2"	4"
Bending Radius-Inches	7-1/4"	8-1/4"	9-1/2"	11-7/16"	13-3/4"	16"	18-1/4"
Bending Radius-mm	184.1	209.5	241.3	290.5	349.3	406.4	463.6

SPECIFICATIONS

Capacity	1-1/4" - 4" Rigid Conduit
Power Source	755: Hydraulic Hand Pump 975: 120 VAC Electric Hydraulic Pump 980: 120 VAC Electric Hydraulic Pump
Weight	777: 164 lbs. (75 kg) 777HC755: 173 lbs. (79 kg) 777E975: 508 lbs. (231 kg)


Bending

USA Tel: 800.435.0786
Fax: 800.451.2632

Canada Tel: 800.435.0786
Fax: 800.524.2853

International Tel: +1.815.397.7070
Fax: +1.815.397.9247

Rigid Conduit Benders for One-Shot 90°s in 1-1/4" - 4" (5" with Segment Bending Shoe)



- Strong, yet lightweight, portable, pin-assembled aluminum components.
- Easy-to-use ram travel scale and charts for accurate bends.
- Make elbows, offsets and saddles.
- Both 884 and 885 bend One-Shot 90°s in 1-1/4" - 4" Rigid conduit.
- Optional shoes available to bend PVC-coated Rigid conduit.
- Optional 1802 Bending Table available for easier operation.

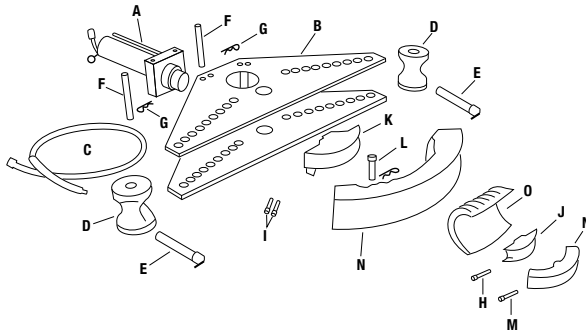
SPECIFICATIONS

Capacity	884: 1-1/4" - 4" Rigid conduit. 884PVC: 1-1/4" - 4" 40 mil PVC Coated Rigid Conduit 885: 1-1/4" - 5" Rigid Conduit
Power Source	980: 120 VAC Electric Powered Hydraulic Pump 980-22PS: 220 VAC 50/60 Cycle Electric Powered Hydraulic Pump
Weight	884: 421 lbs. (191 kg) 884E980: 494 lbs. (225 kg) 884PVC: 388 lbs. (176 kg) 885: 449 lbs. (204 kg) 885E980: 527 lbs. (239 kg)

CAT. NO.	UPC NO.	DESCRIPTION
884	16477	1-1/4" through 4" Rigid Conduit Bender, without hydraulic pump
884E980	34209	1-1/4" through 4" Rigid Conduit Bender, with 980 Electric Hydraulic Pump
884PVC	33614	1-1/4", 1-1/2", 2", 3" and 4" PVC Coated Rigid Conduit Bender without hydraulic pump
885	16751	1-1/4" through 4" One-Shot and 5" Segment Rigid Conduit Bender, without hydraulic pump
885E980	34210	1-1/4" through 4" One-Shot and 5" Segment Rigid Conduit Bender, with 980 Electric Hydraulic Pump
1802	21257	A Bending Table (Optional)

Shoes for 40 mil PVC Coated Rigid Conduit on page 125

Rigid Conduit Benders for One-Shot 90°s in 1-1/4" - 4" (5" with Segment Bending Shoe)



884 & 885 CENTERLINE BENDING RADII

SIZE	RIGID	SIZE	PVC RIGID
1-1/4"	7-1/4" (184.1 mm)	1-1/4"	7-1/4" (184.1 mm)
1-1/2"	8-1/4" (209.5 mm)	1-1/2"	8-1/4" (209.5 mm)
2"	9-1/2" (241.3 mm)	2"	9-1/2" (241.3 mm)
2-1/2"	12-1/2" (317.5 mm)	2-1/2"	11-7/16" (290.5 mm)
3"	15" (381 mm)	3"	13-3/4" (349.3 mm)
3-1/2"	17-1/2" (444.5 mm)	3-1/2"	16" (406.4 mm)
4"	20" (508 mm)	4"	18-1/4" (463.5 mm)
5"	25" (635 mm) (885 only)		

KEY	CAT. NO.	UPC NO.	DESCRIPTION	884	884PVC	885
A	1737	16752	27-Ton Hydraulic Ram with 4018GB female quick coupler, includes Keys F thru I.	1	1	1
B	16754	16754	Frame unit	1	1	1
C	11289	11289	3/8" x 6' (9.5 x 1829 mm) Hydraulic Hose with two 4033GB male quick couplers	1	1	1
D	15671	15671	Conduit Support	2		2
	33454	33454	Conduit Support (not shown)		2	
E	16747	16747	Conduit Support pin	2	2	2
F	16753	16753	Cylinder Head Pin Unit with Spring Clip 2725AA	2	2	2
G	50302	50302	Spring Clip	2	2	2
H	25184	25184	Ram Pin	1	1	1
I	10946	10946	Large Ram Pin	2	2	2
J	10939	10939	Small Shoe Support (1/2" through 2")	1	1	1
K	16741	16741	Large Shoe Support (2-1/2" through 4")	1	1	1
L	10963	10963	Large Shoe Pin	1	1	1
M	10826	10826	Small Shoe Pin	1	1	1
	2050	19811	Steel Storage Box (not shown)	1	1	1
N	10920	10920	1-1/4" Shoe - Rigid	1		1
N	10921	10921	1-1/2" Shoe - Rigid	1		1
N	10922	10922	2" Shoe - Rigid	1		1
N	10923	10923	2-1/2" Shoe - Rigid	1		1
N	10924	10924	3" Shoe - Rigid	1		1
N	10925	10925	3-1/2" Shoe - Rigid	1		1
N	14265	14265	4" Shoe - 20" centerline radius - Rigid	1		1
O	15669	15669	5" Shoe - Rigid			1
N	33459	33459	1-1/4" Shoe - PVC		1	
N	33463	33463	1-1/2" Shoe - PVC		1	
N	33462	33462	2" Shoe - PVC		1	
N	34340	34340	3" Shoe - PVC		1	
N	34344	34344	4" Shoe - PVC		1	
	34329	34329	7/8" Wrench (not shown)			1

R = REPLACEMENT PART **A** = ACCESSORY

International Tel: +1.815.397.7070
Fax: +1.815.397.9247

Canada Tel: 800.435.0786
Fax: 800.524.2853

USA Tel: 800.435.0786
Fax: 800.451.2632

ACCESSORIES

Accessories for Bending 40 Mil PVC-Coated Rigid Conduit for 880 and 884 Benders



- Special size shoes and supports for bending 40 mil PVC-Coated Rigid conduit.
- Two conduit supports to fit your bender are required. Shoes for 1-1/2" or larger have a cam device to force the conduit out of the shoe after bending. This requires a wrench to turn the cam.

BENDERS / PARTS

CAT. NO.	UPC NO.	DESCRIPTION
884PVC	33614	An 884 Bender with shoes, supports and wrench for bending 1-1/4", 1-1/2", 2", 3" and 4" 40 mil PVC Coated Rigid conduit. In a steel storage box. (See 884 Conduit Bender for details)

SHOE UNITS

40 MIL PVC COATED RIGID CONDUIT SIZE	CAT. NO.	UPC NO.	DESCRIPTION
1/2"	33456	33456	Shoe Unit 4" (101.6 mm) Centerline Radius
3/4"	33457	33457	Shoe Unit 4-1/2" (114.3 mm) Centerline Radius
1"	33458	33458	Shoe Unit 5-3/4" (146.1 mm) Centerline Radius
1-1/4"	33459	33459	Shoe Unit 7-1/4" (184.2 mm) Centerline Radius
1-1/2"	33463	33463	Shoe Unit 8-1/4" (209.6 mm) Centerline Radius
2"	33462	33462	Shoe Unit 9-1/2" (241.3 mm) Centerline Radius
2-1/2"	34321	34321	Shoe Unit 11-7/16" (290.5 mm) Centerline Radius
3"	34340	34340	Shoe Unit 13-3/4" (349.3 mm) Centerline Radius
3-1/2"	34342	34342	Shoe Unit 16" (406.4 mm) Centerline Radius
4"	34344	34344	Shoe Unit 18-1/4" (463.6 mm) Centerline Radius
—	33455	33455	880 Conduit Support – 2 Required
—	33454	33454	884 Conduit Support – 2 Required
—	34329	34329	7/8" Wrench. Use with 1-1/2" and larger shoes

Bending Table (only) for 777, 880, 884 and 885 Rigid Conduit Benders



- Make bending easier, faster and more accurate.
- Insert conduit to be bent in chain vise, tighten. Turn handle to move the chain vise and position conduit for bending.
- Use the Bending Degree Protractor and the movable chain vise to advance conduit while making segment and other multi-shot large sweep bends.
- Includes 1805 Bending Degree Protractor and metal storage box.

CAT. NO. UPC NO. DESCRIPTION

1802	21257	Bending Table - includes pipe support pins for 884 or 885 Benders
21359	21359	A Pipe support Pin for use with 777, 883 and 883-4 Benders, two (2) are required (Optional)
21357	21357	A Pipe Support Pin for use with 880 Bender, two (2) are required (Optional)

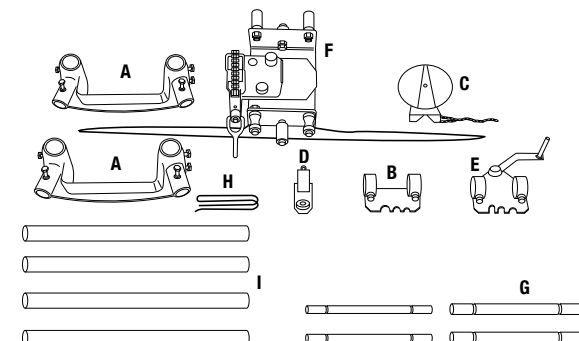
NOTE: To complete setup as shown two 10-foot (3.04 m) lengths of 2" Rigid conduit and Bender are required (purchased separately).

PARTS

KEY	CAT. NO.	UPC NO.	DESCRIPTION	1802/ 21257
A	21541	21541	Leg Support Unit	2
B	21545	21545	Bender Bracket Unit	1
C	1805	21318	Bending Degree Protractor	1
D	21542	21542	Chain Idler Unit	1
E	21543	21543	Crank Bracket Unit	1
F	21544	21544	Pipe Vise Unit	1
G	21360	21360	Pipe Support Pin – 1-1/2" for 884 and 885 Bender	2
H	21413	21413	Chain Extension Kit	1
I	21346	21346	Legs	4
	1531	23274	Steel Storage Box (not shown)	1

SPECIFICATIONS

Capacity	777, 880, 883, 884 and 885 Benders
Weight	180 lbs. (82 kg)



R = REPLACEMENT PART A = ACCESSORY


Bending

USA Tel: 800.435.0786
Fax: 800.451.2632

Canada Tel: 800.435.0786
Fax: 800.524.2853

International Tel: +1.815.397.7070
Fax: +1.815.397.9247

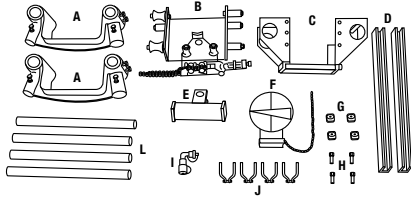
Bending Table (only) for 881 & 881CT Benders



CAT. NO.	UPC NO.	DESCRIPTION
1813	28901	Bending Table for 881 & 881CT Bender

SPECIFICATIONS

Capacity	881 Benders
Weight	186 lbs (85 kg)



- Converts the 881 Bender into a comfortable, bench-high machine . . . reduces operator fatigue . . . makes loading faster, easier.
- Offset and one-shot bends in all three types of conduit are made quickly and easily with consistent accuracy.
- Pipe vise holds conduit securely for accurate bends. Prevents conduit from twisting or turning during bend.
- Includes 1805 Bending Degree Protractor and metal storage box.

PARTS

KEY	CAT. NO.	UPC NO.	DESCRIPTION	1813/ 28901
A	21541	21541	Leg Support Unit	2
B	28900	28900	Carriage Unit w/vise	1
C	28885	28885	Bender Mounting Unit	1
D	29004	29004	Pump Table Support	2
E	29022	29022	Ram Positioner	1
F	1805	21318	Bending Degree Protractor	1
G	53824	53824	Pump Bracket	4
H	51185	51185	Pump Mounting Screw	4
I	29014	29014	90° Coupling Unit	1
J	53014	53014	Steel Conduit Clamp	4
L	21346	21346	Legs	4
	1531	23274	Steel Storage Box (not shown)	1
	51593	51593	Hex Nut	4
	50975	50975	Cap Screw	4
	51674	51674	Washer	4

L97 Mini-Magnet Laser Level



- Professional grade laser level.
- Mini-torpedo design with handy “no-dog” attachment for bending.
- Three rare-earth magnets provide superior holding strength.
- Compact size with 80-plus yard range.
- Laser is capable of working on all planes.
- Four vial design - 0°, 90°, 45°, and 30°.
- V-groove on bottom for mounting on curved surface.
- Offsets and calculations permanently laser-engraved onto level.

CAT. NO.	UPC NO.	DESCRIPTION
L97	03582	Laser, Level

SPECIFICATIONS

Length	5-1/16" (143 mm)	Weight	7.3 oz with batteries
Width	3/4" (19 mm)	Height	1-13/16" (46 mm)

L107 Electrician's Torpedo Level



- Professional grade level.
- Four open vial ports for easy viewing from all sides.
- Perfect for pipe and conduit work.
- Four rare-earth magnets allow for hands-free use on metal surfaces.
- Four vial design - 0°, 30°, 45°, and 90°.
- Machined from aluminum alloy and anodized to aircraft standards.
- V-groove on bottom for mounting on curved surface.
- Offsets and calculations permanently laser-engraved onto level.

CAT. NO.	UPC NO.	DESCRIPTION
L107	03583	Level, Torpedo

SPECIFICATIONS

Length	8-1/2" (215.9 mm)	Weight	5.5 oz
Width	3/4" (19 mm)	Height	1-1/4" (31.8 mm)

L77 Mini Magnetic Bubble Level



- Professional grade level with bending offset aid.
- Mini torpedo design with handy “no-dog” attachment for bending.
- Three rare-earth magnets provide superior holding strength.
- Four vial design - 0°, 90°, 45°, and 30°.
- Machined from aluminum alloy and anodized to aircraft standards.
- Compact size fits easily in tool pouch.
- V-groove on bottom for mounting on curved surface.

CAT. NO.	UPC NO.	DESCRIPTION
L77	11617	Mini Magnetic Bubble Level

SPECIFICATIONS	
Length	5-1/2" (140 mm)
Width	3/4" (19 mm)
Height	1-1/2" (38 mm)

Bending Degree Protractor for use with 1802 and 1813 Bending Tables



- Use to make concentric offset or large-radius bends.
- Bender must be mounted on a bending table . . . and pipe bent in a vertical position.
- Quick-adjusting, chain-type clamp for easy mounting to all conduit and pipe sizes.
- Face of protractor rotates to compensate for any surface that is not level.

CAT. NO.	UPC NO.	DESCRIPTION
1805	21318	Bending Degree Protractor

SPECIFICATIONS	
Capacity	Protractor face is graduated in quadrants of 18, 20, 21 and 30 shots
Weight	2 lbs. (.91 kg)

Protractor with Magnetic Base



CAT. NO.	UPC NO.	DESCRIPTION
1895	35905	Angle Protractor with Magnetic Base

SPECIFICATIONS	
Weight	0.4 lbs. (0.2 kg)


Bending

USA Tel: 800.435.0786
Fax: 800.451.2632

Canada Tel: 800.435.0786
Fax: 800.524.2853

International Tel: +1.815.397.7070
Fax: +1.815.397.9247

Bending Degree Indicator



Shown with 884 Rigid Conduit Bender.

- Accurate way to measure degree of bend on 1/2" through 4" conduit.
- Can be used with all horizontal-type benders.
- Large, easy-to-read 0° to 90° scale.
- Quick-adjusting clamps for easy mounting on 1/2" through 4" conduit.

CAT. NO.	UPC NO.	DESCRIPTION
1807	12743	Bending Degree Indicator

SPECIFICATIONS	
Capacity	1/2" - 4" Conduit
Weight	15 lbs. (6.8 kg)

Bending Handbook and Slide Rule Bending Calculators



- Bending information on stub-ups, offsets, saddles and concentric bends.
- Pocket size 3-1/2" x 6-3/4".
- Bending charts for Greenlee Benders.
- Easy to use for fast, accurate bending calculations.

CAT. NO.	UPC NO.	DESCRIPTION
38405	38405	Bending Book, English
38409	38409	Bending Book, French
38406	38406	Slide Rule Calculator for 777, 880, 883, 884 and 885 Benders
38407	38407	Slide Rule Calculator for segment bends
38408	38408	Slide Rule Calculator for 881 and 882 Benders

Conduit Size Chart

SIZE	EMT ELECTRICAL METALLIC TUBING						IMC INTERMEDIATE CONDUIT						RIGID CONDUIT STEEL OR ALUMINUM					
	OUTSIDE DIA.		INSIDE DIA.		WALL THICKNESS		OUTSIDE DIA.		INSIDE DIA.		WALL THICKNESS		OUTSIDE DIA.		INSIDE DIA.		WALL THICKNESS	
	INCHES	mm	INCHES	mm	INCHES	mm	INCHES	mm	INCHES	mm	INCHES	mm	INCHES	mm	INCHES	mm	INCHES	mm
1/2"	.706	17.9	.622	15.8	.042	1.1	.815	20.7	.675	17.1	.070	1.8	.840	21.3	.622	15.8	.109	2.8
3/4"	.922	23.4	.824	20.9	.049	1.3	1.029	26.1	.879	22.3	.075	1.9	1.050	26.7	.824	20.9	.113	2.9
1"	1.163	29.5	1.049	26.6	.057	1.5	1.290	32.8	1.120	28.4	.085	2.2	1.315	33.4	1.049	26.6	.133	3.4
1-1/4"	1.510	38.4	1.380	35.1	.065	1.7	1.638	41.6	1.468	37.3	.085	2.2	1.660	42.2	1.380	35.0	.140	3.6
1-1/2"	1.740	44.2	1.610	40.9	.065	1.7	1.883	47.8	1.703	43.3	.090	2.3	1.900	48.3	1.610	40.9	.145	3.7
2"	2.197	55.8	2.067	52.5	.065	1.7	2.360	59.9	2.170	55.1	.095	2.4	2.375	60.3	2.067	52.5	.154	3.9
2-1/2"	2.875	73.0	2.731	69.4	.072	1.8	2.857	72.6	2.597	66.0	.130	3.3	2.875	73.0	2.469	62.7	.203	5.2
3"	3.500	88.9	3.356	85.2	.072	1.9	3.476	88.3	3.216	81.7	.130	3.3	3.500	88.9	3.068	77.9	.216	5.5
3-1/2"	4.000	101.6	3.834	97.4	.083	2.1	3.971	100.9	3.711	94.3	.130	3.3	4.000	101.6	3.548	90.1	.226	5.7
4"	4.500	114.3	4.334	110.1	.083	2.1	4.466	113.4	4.206	106.8	.130	3.3	4.500	114.3	4.026	102.3	.237	6.0
5"	—	—	—	—	—	—	—	—	—	—	—	—	5.563	141.3	5.047	128.2	.258	6.5
6"	—	—	—	—	—	—	—	—	—	—	—	—	6.625	168.3	6.065	154.0	.280	7.1

PVC

PVC Heater Selection Guide



PVC HEATING

CAT. NO. – DESCRIPTION	PAGE NO.	1/2"	3/4"	1"	1-1/4"	1-1/2"	2"	2-1/2"	3"	3-1/2"	4"	5"	6"
860-1-1/2 PVC Heating Blanket	119	✓	✓	✓	✓	✓							
860-3 PVC Heating Blanket	119						✓	✓	✓				
860-4 PVC Heating Blanket	119									✓	✓		
849 PVC Heater	120	✓	✓	✓	✓	✓	✓						
851 PVC Heater	120	✓	✓	✓	✓	✓	✓	✓	✓	✓	✓		
847 / 848 PVC Heater	120	✓	✓	✓	✓	✓	✓	✓	✓	✓	✓	✓	✓

PVC Heating Blankets for up to 4", All Schedules



- Make bends, offsets or saddles in PVC fast and easy.
- Easy to use: wrap blanket around PVC, secure with hook and loop strap. Built-in stiffeners help keep the blanket tight to the PVC surface. Remove blanket and form bend by hand.
- Controlled, even heating for uniform bending.
- Heavy-duty cord and thermostat for long life.
- Temperature over 300° F (149° C).

CAT. NO.	UPC NO.	DESCRIPTION
860-1-1/2	31486	PVC Heating Blanket for up to 1-1/2"
860-3	31487	PVC Heating Blanket for 2"-3"
860-4	31488	PVC Heating Blanket for 3-1/2" and 4"

SPECIFICATIONS

	860-1-1/2	860-3	860-4
Capacity	Up to 1-1/2" PVC All Schedules	2" - 3" PVC All Schedules	3-1/2" - 4" PVC All Schedules
Power Source	120 VAC	120 VAC	120 VAC
Size	13" x 8-1/4" (330.2 x 209.6 mm)	30" x 13-1/4" (762.0 x 336.6 mm)	38" x 16-1/4" (965.2 x 412.8 mm)
Weight	1.7 lbs. (.8 kg)	3.3 lbs. (1.5 kg)	4.9 lbs. (2.2 kg)
Wattage	200	800	1300

Bending

USA Tel: 800.435.0786
Fax: 800.451.2632

Canada Tel: 800.435.0786
Fax: 800.524.2853

International Tel: +1.815.397.7070
Fax: +1.815.397.9247

Electric PVC Heater for 1/2" - 2", All Schedules



120 VAC
20 AMP

- Easy to use: preheat for 10 minutes, insert PVC, rotate until pliable, remove and form bend.
- Sturdy double wall metal with fiberglass insulation and reflective interior for fast, even heat.
- Full length door for easy PVC loading and removal.
- Other features include on/off switch, pilot light and carrying handle.
- Heats 24" Long section of pipe.

CAT. NO.	UPC NO.	DESCRIPTION
849	27395	Electric PVC Heater for 1/2" - 2"
27811	27811	Calrod Heating Element

SPECIFICATIONS

Capacity	1/2" - 2" PVC All Schedules
Power Source	120 VAC 20 Amp or 3000 Watt Generator
Weight	15 lbs. (6.8 kg)

Electric PVC Heater for 1/2" - 4", All Schedules



120 VAC
20 AMP

- Easy to use: preheat for 10 minutes, open lid and position PVC, close lid, rotate until pliable, open lid, remove PVC and form bend.
- Heavy-duty, insulated metal walls and cover with reflective interior for efficient, even heat.
- Full-length door for easy loading and unloading.
- On/off switch with indicator light.
- Sturdy wheels for easy mobility.
- Use two units in tandem to heat large sweep bends.
- Heats 50" Long section of pipe.

CAT. NO.	UPC NO.	DESCRIPTION
851	35577	Electric PVC Heater for 1/2" - 4"
35592	35592	Calrod Heating Element

SPECIFICATIONS

Capacity	1/2" - 4" PVC All Schedules
Power Source	120 VAC 20 Amp or 3600 Watt Generator
Length	52" (1321 mm)
Weight	53 lbs. (24 kg)
Wattage	2300

See below for 2" - 4" PVC plugs or 859-4 Plug Set.

Electric PVC Heater for 1/2" - 6", All Schedules



230 VAC
30 AMP

- Easy to use: preheat for 10 minutes, open lid and position PVC, close lid, rotate until pliable, open lid, remove PVC and form bend. 848 model has motorized rotation.
- Heavy-duty metal construction with reflective interior for fast, efficient heating.
- Has heating chart, timer, and on/off switch with indicator light for added convenience.
- Double doors with piano hinges allow heating shorter lengths with one door open.
- Sturdy wheels for easy mobility.
- Heats 65" Long section of pipe.

SPECIFICATIONS

Capacity	1/2" - 6" PVC All Schedules
Power Source	230 VAC 30 AMP or 7000 Watt Generator
Length	71" (1803 mm)
Weight	847 - 78 lbs. (36 kg) 848 - 80 lbs. (37 kg)
Wattage	6600

CAT. NO.	UPC NO.	DESCRIPTION
847	30866	Electric PVC Heater for 1/2"-6" All Schedules
848	30867	Electric PVC Heater with Motorized PVC Rotation for 1/2"-6" All Schedules
31092	31092	Motorized PVC rotation kit for 847
857	31093	PVC Roller Support (Optional)
30908	30908	Calrod Heating Element

PVC ACCESSORIES

PVC Plugs and Plug Set



- Use with PVC Heating Blankets or Electric Heaters to plug the ends of the PVC being heated. The trapped air will help keep the PVC from collapsing while forming the bend.
- Use on Schedule 40 and 80 PVC.
- Available in 2" - 4" set or individual sizes 2" - 6". Order two, one for each end of the PVC.

SPECIFICATIONS

Capacity	2" - 6" PVC Schedules 40 and 80
Weight	859-4 - 8 lbs. (3.6 kg) 30976 - .3 lbs. (0.2kg) 30977 - .4 lbs. (0.2 kg) 30978 - .4 lbs. (0.2 kg) 30979 - .6 lbs. (3.6 kg) 30980 - 1lbs. (0.5 kg) 30981 - 1.3 lbs. (0.6 kg)

CAT. NO.	UPC NO.	DESCRIPTION
859-4	35740	PVC Plug Set for 2" - 4". Includes 2 each of 2", 2-1/2", 3" and 4" plugs and carrying case. Case has a place for optional 5" and 6" sizes.
30976	30976	R 2" PVC Plug
30977	30977	R 2-1/2" PVC Plug
30978	30978	R 3" and 3-1/2" PVC Plug
30979	30979	R 4" PVC Plug
30980	30980	R 5" PVC Plug
30981	30981	R 6" PVC Plug
31228	31228	R Plastic Carrying Case

PVC Cutter for up to 1"



- Cuts a wide range of PVC conduit, plastic pipe and rubber hose.
- Lightweight, easy to put in tool pouch.
- Tough nylon handles.
- Replaceable stainless steel blade.

CAT. NO.	UPC NO.	DESCRIPTION
861	09861	PVC Cutter for up to 1"
07995	07995	R Blade

SPECIFICATIONS

Capacity	Up through 1" PVC
Weight	0.24 lbs. (0.1 kg)

PVC Cutter for up to 1-1/4"



- Ratchet action for fast, easy cutting.
- Heat-treated, replaceable steel blade for long cutting life.
- Rugged metal alloy frame for durability.

CAT. NO.	UPC NO.	DESCRIPTION
864	04253	PVC Cutter for up to 1-1/4"
00355	00355	R Blade Kit

SPECIFICATIONS

Capacity	Up thru 1-1/4" PVC
Weight	0.8 lbs. (0.4 kg)

PVC Cutter for up to 2"



- High-leverage compound ratchet action and long handles reduce effort.
- Heavy-duty metal frame for cutting large diameters.
- Sharpenable and replaceable tool steel blade.

CAT. NO.	UPC NO.	DESCRIPTION
865	09865	PVC Cutter for up to 2"
07978	07978	R Blade

SPECIFICATIONS

Capacity	Up thru 2" PVC
Weight	2.5 lbs. (1.1 kg)

R = REPLACEMENT PART **A** = ACCESSORY

Fishing

Greenlee has the most innovative fishing systems designed to perform on the jobsite. Whether you're going a few short feet or through many walls and bends, having Greenlee's fishing products on the jobsite will make the job easier for any commercial, industrial or utility application.

FEATURED Products

134



Steel Fish Tapes

139




Glo Stix®

140



FP3
3' Wire Reacher

147



Measuring Tapes



FISHING

Steel Fish Tapes



438-10,
438-20,
538-10
(12" case)



438-5
(8 1/2" case)



438-5H



- Oil-tempered spring steel for excellent fishing performance.
- Dirt-free tape finish keeps hands cleaner during use.
- High-impact nylon, one-piece handle for maximum durability, long life, and easy, comfortable use.
- Large handle grip for greater user control.
- Self-tensioning case for easy tape winding.
- Wide, impact-resistant rewinder case with viewports to ensure tape fit and retaining strap on inside to hold tape secure.

CAT. NO.	UPC NO.	DESCRIPTION
438-5H	07500	50' x 1/8" x 0.045" (15.2 m x 3.2 mm x 1.1 mm) Steel Fish Tape in Winder Case
438-5	29045	65' x 1/8" x 0.060" (19.8 m x 3.2 mm x 1.5 mm) Steel Fish Tape in 8 1/2" Winder Case
438-5BP	00170	65' x 1/8" x 0.060" (19.8 m x 3.2 mm x 1.5 mm) Steel Fish Tape in 8 1/2" Winder Case, 5-pack
438-10	28256	125' x 1/8" x 0.060" (38.1 m x 3.2 mm x 1.5 mm) Steel Fish Tape in 12" Winder Case
438-10BP	00171	125' x 1/8" x 0.060" (38.1 m x 3.2 mm x 1.5 mm) Steel Fish Tape in 12" Winder Case, 5-pack
438-20	29046	240' x 1/8" x 0.060" (73.2 m x 3.2 mm x 1.5 mm) Steel Fish Tape in 12" Winder Case
438-20BP	00172	240' x 1/8" x 0.060" (73.2 m x 3.2 mm x 1.5 mm) Steel Fish Tape in 12" Winder Case, 5-pack
538-10	30394	100' x 1/4" x 0.060" (30.5 m x 6.4 mm x 1.5 mm) Steel Fish Tape in 12" Winder Case
R438-5	29047	65' x 1/8" x 0.060" (19.8 m x 3.2 mm x 1.5 mm) Steel Fish Tape without Winder Case
R438-10	28257	125' x 1/8" x 0.060" (38.1 m x 3.2 mm x 1.5 mm) Steel Fish Tape without Winder Case
R438-20	29048	240' x 1/8" x 0.060" (73.2 m x 3.2 mm x 1.5 mm) Steel Fish Tape without Winder Case
R538-10	30395	100' x 1/4" x 0.060" (30.5 m x 6.4 mm x 1.5 mm) Steel Fish Tape without Winder Case
R538-20	30396	200' x 1/4" x 0.060" (61 m x 6.4 mm x 1.5 mm) Steel Fish Tape without Winder Case, must be used without winder case
R438B	29367	A Swivel Ball Head for use on 1/8" steel fish tapes
R438-BM	05853	A Ball Tip Male Half
439-1	30859	A 12" (305 mm) Flexible Fish Tape Leader
11081	11081	B 8 1/2" Case / Handle Kit
11082	11082	B 12" Case / Handle Kit

SPECIFICATIONS

Capacity	1/8" (3.2 mm) tape width- 400 lbs. (1.7 kN) maximum design strength
	1/4" (6.4 mm) tape width - 400 lbs. (1.7 kN) maximum design strength.
	438-5H - 1/8" (3.2 mm) tape width- 400lbs. (1.7 kN) maximum design strength.
Weight	R438-5 - 1.8 lbs. (0.8 kg) 438-5H - 2.75 lbs. (1.3 kg)
	R438-10 - 3.3 lbs. (1.5 kg) 438-5 - 2.75 lbs. (1.2 kg)
	R438-20 - 6.2 lbs. (2.8 kg) 438-10 - 5 lbs. (2.3 kg)
	R538-10 - 6 lbs. (2.7 kg) 438-20 - 7lbs. (3.2 kg)
	R538-20 - 11 lbs. (5 kg) 538-10 - 8 lbs. (3.6 kg)

International Tel: +1.815.397.7070
Fax: +1.815.397.9247

Canada Tel: 800.435.0786
Fax: 800.524.2853

USA Tel: 800.435.0786
Fax: 800.451.2632

Flat-Steel Fish Tape- 1/4" Wide



- Flat steel tape reaches easily above ceilings, under carpets, and through walls to install wire.
- 25' (7.6 m) long, extending your reach.
- Winder case with crank handle for easy, compact storage.

CAT. NO.	UPC NO.	DESCRIPTION
438-2X	01696	25' x 1/4" x 0.030" (7.6 m x 6.4 mm x 0.8 mm) Steel Fish Tape

SPECIFICATIONS

Weight 1.25 lb (0.6 kg)

Silver Streak® Stainless Steel Fish Tapes - 1/8" Wide



438-10SS,
438-20SS
(12" case)

- SILVER STREAK® comes with either 100' (30.5 m) or 200' (61 m) of stainless steel fish tape. It's rust and corrosion-resistant, so it lasts longer and rewinds easier than ordinary tape. It won't leave a nasty residue, either.
- Equipped with SPEED FLEX™ leader silver-soldered onto the fish tape. Streamlined fish tape/leader connection and lightweight, flexible leader design combine to enable user to fish farther, faster.
- High-impact nylon, one-piece handle for maximum durability, long life, and easy, comfortable use.
- Large handle grip for greater user control.
- Self-tensioning case for easy tape winding.

CAT. NO.	UPC NO.	DESCRIPTION
438-10SS	06408	100' x 1/8" x 0.060" (30.5 m x 3.2 mm x 1.5 mm) Stainless Steel Fish Tape in 12" Winder Case
438-20SS	06410	200' x 1/8" x 0.060" (61 m x 3.2 mm x 1.5 mm) Stainless Steel Fish Tape in 12" Winder Case
R438-10SS	06786	100' x 1/8" x 0.060" (30.5 m x 3.2 mm x 1.5 mm) Stainless Steel Fish Tape without Winder Case and leader
R438-20SS	06787	200' x 1/8" x 0.060" (61 m x 3.2 mm x 1.5 mm) Stainless Steel Fish Tape without Winder Case and leader
439-2	14392	R 12" (305 mm) SPEED FLEX Leader (solder joints)
11082	11082	R 12" Case / Handle Kit

* No leader on replacement tape

SPECIFICATIONS

Capacity 1/8" (3.2 mm) tape width-400 lbs. (1.7 kN) maximum design strength

Weight 438-10SS - 5 lbs. (2.3 kg);
438-20SS - 7 lbs. (3.2 kg)

Flex-O-Twist® Flexible Steel Fish Tapes



539-50,
539-100
(12" Case)

- Made of wound, multi-strand 3/16" (4.8 mm) diameter steel cable for strength and flexibility.
- Flexible... slips through lateral and vertical bends in the same run.
- High-impact, one-piece nylon handle for maximum durability, long life, and easy, comfortable use.
- Heavy-duty winder case.

CAT. NO.	UPC NO.	DESCRIPTION
539-50	30162	50' x 3/16" (15.2 m x 4.8 mm) diameter Flexible Steel Fish Tape in 12" Winder Case
539-100	34002	100' x 3/16" (30.5 m x 4.8 mm) diameter Flexible Steel Fish Tape in 12" Winder Case
439-100	29518	100' x 3/16" (30.5 m x 4.8 mm) diameter Flexible Steel Fish Tape without Winder Case
11082	11082	R 12" Case / Handle Kit

SPECIFICATIONS


Capacity 3/16" (4.8 mm) tape width - 500 lbs. (2.2 kN) maximum design strength.

Weight 539-50 - 6 lbs. (2.7 kg)
539-100 - 10 lbs. (4.5 kg)
439-100 - 9 lbs. (4.1 kg)

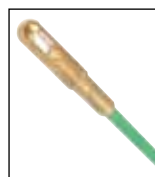
Fiberglass Fish Tapes



540-50,
540-100
(12" Case)



542-150,
542-200,
542-250
Reel Stand



- 12" (305 mm) case has high-impact nylon, one-piece handle for maximum durability, long life, and easy, comfortable use.
- Non-conductive fiberglass tape with low friction coating.
- Has unique non-coiling properties that enable it to fish in large and small conduit equally well, even with wire or cable in place.
- Exclusive, unique, lightweight reel for easy positive feed out and rewind.
- Excellent for installation of telecommunications and data communication cables in overhead plenums, above suspended ceilings and under floors.
- Fiberglass fish tape is the fastest manual fish tape available. It is intended for fishing only. Rope or line is recommended for pulling.

CAT. NO.	UPC NO.	DESCRIPTION
540-50	35742	50' × 0.175" (15.2 m × 4.4 mm) Fiberglass Fish Tape in 12" Winder Case
540-100	35743	100' × 0.175" (30.5 m × 4.4 mm) Fiberglass Fish Tape in 12" Winder Case
542-150	35745	150' × 3/16" (45.7 m × 4.8 mm) Fiberglass Fish Tape in Reel Stand
542-200	35746	200' × 3/16" (61 m × 4.8 mm) Fiberglass Fish Tapes in Reel Stand
542-250	35747	250' × 3/16" (76.2 m × 4.8 mm) Fiberglass Fish Tape in Reel Stand
R540-100	35744	100' × .175" (30.5 m × 4.4 mm) Fiberglass Fish Tape without Case
05156	05156	150" × 3/16" (45.7 m × 4.8 mm) Fiberglass Fish Tape without Case
05157	05157	200" × 3/16" (61 m × 4.8 mm) Fiberglass Fish Tape without Case
05158	05158	250" × 3/16" (76.2 m × 4.8 mm) Fiberglass Fish Tape without Case
10565	10565	R .175" (4.4 mm) pulling eye repair kit, includes (1) pulling eye and adhesive
35750	35750	A Accessory Kit for 3/16" (4.78 mm) fish tapes. Includes flexible pulling leader, flexible pushing leader, pulling eye, splice ferrule and threaded ferrule
35908	35908	R 1/8" (3 mm) Repair Kit - includes threaded end ferrule, splice ferrule and pulling eye
35909	35909	R 3/16" (4.7 mm) Repair Kit
35919	35919	R 1/8" (3 mm) Pulling Eye
35930	35930	R 3/16" (4.7 mm) Pulling Eye
11082	11082	R 12" Case / Handle Kit

SPECIFICATIONS

Capacity	540 Series- 0.175" (4.4 mm) dia. - 300 lbs. (1.3 kN) maximum design strength 542 Series-3/16" (4.7 mm) dia. - 400 lbs. (1.7 kN) maximum design strength
Weight	540-50 - 1.8 lbs. (0.8 kg) 540-100- 2.1 lbs. (1 kg) R540-100 -1.2 lbs. (0.6 kg) 542-150 -15 lbs. (6.8 kg) 542-200- 16 lbs. (7.2 kg) 542-250- 17 lbs. (7.7 kg)

Nylon Fish Tapes

436-5,
436-10
(12" Case)



- Co-extruded curl-resistant nylon fish tape fishes equally well in large and small conduit.
- High-impact nylon, one-piece handle for maximum durability, long life, and easy, comfortable use.
- Heavy-duty winder case.
- Nylon fish tape is intended for fishing only. Rope or line is recommended for pulling.

CAT. NO.	UPC NO.	DESCRIPTION
436-5	27396	50' × 3/16" (15.2 m × 4.8 mm) diameter Nylon Fish Tape in 12" Winder Case
436-10	27397	100' × 3/16" (30.5 m × 4.8 mm) diameter Nylon Fish Tape in 12" Winder Case
R436-5	36850	50' × 3/16" (15.2 m × 4.8 mm) diameter Nylon Fish Tape without Winder Case
R436-10	36849	100' × 3/16" (30.5 m × 4.8 mm) diameter Nylon Fish Tape without Winder Case
01664	01664	R Tip (Requires Greenlee K05 or K09 series crimper or #6 hex crimp to install.)
11082	11082	R 12" Case / Handle Kit

SPECIFICATIONS

Capacity	3/16" (4.8 mm) diameter – 250 lbs. (1.1 kN) maximum design strength	
Weight	436-5 – 2 lbs. (0.9 kg)	R436-5 – 1 lb. (0.5 kg)
	436-10 – 3 lbs. (1.4 kg)	R436-10 – 2 lbs. (0.9 kg)

Flex-O-Twist® Flexible Fish Tape Leader



- Helps guide 1/8" steel tapes through sharp bends.
- Thread on the end of the fish tape in place of the swivel ball head.

CAT. NO.	UPC NO.	DESCRIPTION
439-1	30859	12" (305 mm) Flexible Fish Tape Leader

SPECIFICATIONS

Weight	1.3 lbs. (0.6 kg)
---------------	-------------------

SpeedFlex® Flexible Fish Tape Leader



- Silver-solder joint attaches to any 1/8" (3.2 mm) x .060" (1.5 mm) steel fish tape to provide a slim profile that fishes farther, faster.
- High-strength stainless steel cable is used for reliability and long life.
- Beveled edges on the leader reduce the possibility of hangups when pulling wire.
- Up to (6) #10 wires can be attached to the large pulling eye.

CAT. NO.	UPC NO.	DESCRIPTION
439-2	14392	12" (305 mm) SPEED FLEX Leader (solder joint)

SPECIFICATIONS

Weight	1.3 lbs. (0.6 kg)
---------------	-------------------

Fish Stix®




- Highly visible green color rods can be easily threaded together and seen when working above ceilings, down walls, or under raised floors.
- 1/4" (6.4 mm) diameter fiberglass adds rigidity when connecting multiple sections.
- 200 lbs. (0.9 kN) maximum pulling strength.
- Two different threaded tips accommodate various bundles of wire or cable.
- 540-24 includes one 3' (0.9 m) Glo Stix™ section for improved tip visibility.
- Optional Whisk Nose Tip is available for fishing over obstacles, and can be used to guide extended Glo Stix sideways above ceilings by rotating. Can also be used to fish longer lengths by providing a tip that can be snagged from the opposite direction with another extended Fish or Glo Stix with a hook nose tip.

SPECIFICATIONS

	540-12	540-24
Length	12' (3.6 m) - (3) 4' (1.2 m) Fish Stix sections	24' (7.3 m) - (3) 6' (1.8 m) Fish Stix sections, (1) 3' (0.9 m) Fish Stix section, and (1) 3' Glo Stix section
Diameter	1/4" (6.4 mm)	1/4" (6.4 mm)
Weight	1.04 lbs. (0.5 kg)	1.94 lbs. (0.9 kg)
Material	fiberglass rod	fiberglass rod
Minimum Bend Radius	6 1/2" (165 mm)	6 1/2" (165 mm)

CAT. NO. UPC NO. DESCRIPTION

540-12	10504	Fish Stix 12' (3.6 m) kit with bullet nose and "J" hook threaded tips, packaged in clear plastic tube
540-24	10506	Fish Stix 24' (7.3 m) kit with bullet nose and "J" hook threaded tips, packaged in clear plastic tube
11426	11426	A Whisk Nose Tip
10497	10497	R Hook Nose Tip
10498	10498	R Bullet Nose Tip
11583	11583	R 4' Fish Stix Section
11584	11584	R 6' Fish Stix Section



International Tel: +1.815.397.7070
Fax: +1.815.397.9247

Canada Tel: 800.435.0786
Fax: 800.524.2853

USA Tel: 800.435.0786
Fax: 800.451.2632

Glo Stix®



- Luminescent fiberglass rods glow in the dark to make fishing voice, data and video wires easier in dark spaces, such as above ceilings, in walls, and below sub-floors.
- More flexible for fishing in walls through outlet box holes.
- Sturdy, steel-threaded connectors are interchangeable with Greenlee 1/4" (6.4 mm) Fish Stix.
- Clear, non-metallic storage tube keeps Glo Stix charged and ready to use.
- 200 lbs. (0.9 kN) maximum pulling strength.
- Optional Whisk Nose Tip is available for fishing over obstacles, and can be used to guide extended Glo Stix sideways above ceilings by rotating. Can also be used to fish longer lengths by providing a tip that can be snagged from the opposite direction with another extended Fish or Glo Stix with a hook nose tip.

CAT. NO.	UPC NO.	DESCRIPTION
540-15	11422	3/16" Glo Stix 15' (4.7 m x 4.6 m) Kit with bullet nose and "J" hook threaded tips, packaged in clear plastic tube
540-6	86795	5/32" Glo Stix 6' (4.0 mm x 1.8 m) Kit with fixed bullet nose on both ends
540-18	86796	5/32" Glo Stix 18' (4.0 mm x 5.5 m) Kit with bullet nose, packaged in clear plastic tube
11426	11426	A Whisk Nose Tip
10497	10497	A Hook Nose Tip
10498	10498	R Bullet Nose Tip
11427	11427	R Glo Stix Section 3/16" x 5' (4.7 mm x 1.5 m)
11585	11585	R Glo Stix Section 3/16" x 3' (4.7 mm x 1.1 m)
89803	89803	R Glo Stix Section 5/32" x 6' (4.0 mm x 1.8 m)

SPECIFICATIONS

	540-15	540-6	540-18
Length	15' (4.6 m) – (3) 5' (1.5 m) sections	6' (1.8 m)	18' (5.5 m) – (3) 6' (1.8 m) sections
Diameter	3/16" (4.7 mm)	5/32" (4.0 mm)	5/32" (4.0 mm)
Weight	1 lbs. (0.5 kg)	4 lbs. (0.2 kg)	.8 lbs. (0.4 kg)
Material	Luminescent fiberglass rod	Luminescent fiberglass rod	Luminescent fiberglass rod
Minimum Bend Radius	4 1/4" (103 mm)	3 1/2" (88.90 mm)	3 1/2" (88.90 mm)



R = REPLACEMENT PART **A** = ACCESSORY

3' Wire Reacher



- Extends your reach above ceilings and walls.
- Stainless-steel construction for long life.
- Hook can be used to install cables and wires up to 3/4" (19 mm) diameter.
- Clip included for easy storage in shirt pocket.
- Self-contained, no loose parts.

SPECIFICATIONS

Extended length:	38" (965 mm)
Collapsed length:	6-3/8" (162 mm)
Diameter:	3/8" (9.5 mm)
Weight:	1.6 oz (46 g)

CAT. NO.	UPC NO.	DESCRIPTION
FP3	23902	3' Wire Reacher

Fish Poles



Designed specifically for pushing and pulling wires over long distances.

- Push or pull wires over suspended ceilings, under sub-floors or crawl spaces and in attics.
- Non-conductive, high-impact construction.
- Velcro strap secures pole when in collapsed position.
- Self-contained, no loose parts.
- Lightweight design to minimize fatigue.
- FP12 - Fish Pole 12' collapses to 26" x 1 1/4" and uses friction-locking system.
- FP18 - Fish Pole 18' collapses to 27" x 2" and uses friction-locking system.
- FP24 - Fish Pole 24' collapses to 50" x 2 1/4" and uses snap-lock buttons to maintain extended reach capabilities.
- Install suspension wires for drop ceilings.
- U.S. Patents #6,729,358 & #6,908,250

CAT. NO. UPC NO. DESCRIPTION

FP12	02268	Fish Pole 12 ft.
FP18	10442	Fish Pole 18 ft.
FP24	10443	Fish Pole 24 ft.
10453	10453	 Replacement Hook

SPECIFICATIONS

	FP12 FISH POLE	FP18 FISH POLE	FP24 FISH POLE
Extended length:	12' (3.7 m)	18' (5.48 m)	24' (7.31 m)
Collapsed length:	26" (660 mm)	27" (686 mm)	50" (1270 mm)
Diameter:	1 1/4" (32 mm)	2" (50 mm)	2 1/4" (57 mm)
Weight:	1.3 lb. (0.6 kg)	2 1/2 lb. (1.1 kg)	4 1/4 lb. (1.9 kg)

CableCaster®



Significantly speeds up the installation of lightweight communications cable through hard-to-reach spaces such as suspended ceilings, rafters and sub-floors.

- 50' (15 m) range allows for faster installations with fewer pulls.
- Bright yellow body reduces chances of leaving the CableCaster behind.
- Glow-in-the-dark darts minimize replacement costs because they are easy to locate.
- Aerodynamic darts provide high accuracy and fast installation.
- Optional flashlight improves visibility.

CAT. NO.	UPC NO.	DESCRIPTION
06186	06186	CableCaster Wire Pulling Tool with Three Darts
06259	06259	R CableCaster Replacement Darts (Pack of Four)
46500	46500	A Pocket-Light Flashlight

Pocket-Light Flashlight



- High intensity Xenon fired lamp.
- Luminous tip so flashlight can be located in the dark.
- Lifetime limited warranty.
- Submersible to 500 feet.
- Dust and rust proof.
- Batteries included.

CAT. NO.	UPC NO.	DESCRIPTION
46500	46500	Pocket-Light Flashlight
46533	46533	R Lamp Module
46534	46534	R O-Ring

Mini Pocket-Light Flashlight



- High intensity Xenon fired lamp.
- Submersible to 500 feet.
- Batteries included.
- Compact pocket and key chain light.
- Includes key ring and handy hat/clothing clip.
- Dust and rust proof.

CAT. NO.	UPC NO.	DESCRIPTION
46503	46503	Mini Pocket-Light Flashlight
46533	46533	R Lamp Module
46534	46534	R O-Ring

690 Vacuum/Blower Power Fishing System



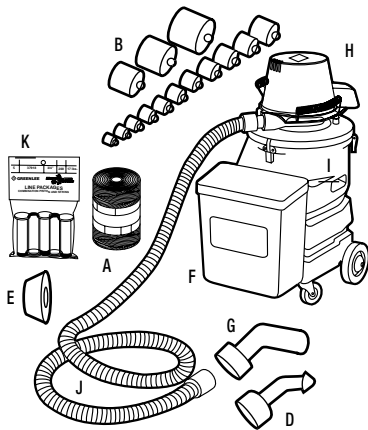
NRTL/C



- Rugged, self-contained unit includes everything you need to blow or vacuum fish line, poly line or measuring tape.
- Durable tank and accessory storage box are corrosion, chemical and impact-resistant polyethylene.
- Designed for the jobsite, 10' (3.05 m) long hose, large heavy-duty wheels and removable accessory box.
- Large 11 gallon (41.6 l) tank makes the 690 excellent for vacuuming water and debris.

CAT. NO.	UPC NO.	DESCRIPTION
690	31339	Vacuum/Blower Power Fishing System - 120 VAC
618	16517	A Piston for 5" Conduit
619	16951	A Piston for 6" Conduit
16646	16646	A Accessory - Adapter for 5" - 6" conduit

KEY	CAT. NO.	UPC NO.	DESCRIPTION	690/ 31339
A	595	32433	Fish Line – 85 lbs. (378 N) pulling strength; 2,150' (655 m) long	1
B	*		Piston set for 1/2"-4" conduit (EMT & Rigid) see page 145 for replacements	
C	25644	25644	Adapter Cone 1-1/4"-2-1/2" Conduit	1
D	25646	25646	Adapter Cone 1/2"-1" Conduit	1
E	25645	25645	Adapter Cone 3"-4" Conduit	1
F	34027	34027	Storage Box	1
G	23360	23360	Adapter Nozzle for tape and line	1
H	32116	32116	Blower and Vacuum Unit	1
I	34392	34392	Tank with casters	1
J	38624	38624	Flexible Hose 1-1/2" x 10' (38.1mm x 3.05 m)	1
	31315	31315	Outer Filter Bag	1
	31314	31314	Inner Filter Bag	1
K	37917-10	06274	1/2" Conduit x 150' (46 m) Line Pkg.	10
K	37918-5	06275	3/4" Conduit x 200' (61 m) Line Pkg.	5
K	37920-5	06277	3/4" Conduit x 450' (137 m) Line Pkg.	5
K	37921-5	06278	1" Conduit x 200' (61 m) Line Pkg.	5
K	37923-5	06280	1" Conduit x 450' (137 m) Line Pkg.	5



SPECIFICATIONS

Capacity	1/2" - 4" Conduit (5" and 6" with optional foampistons) see page 145
Power Source	120 VAC
Weight	50 lbs. (22.7 kg)
Air Flow	120 cfm
Pressure	Will lift 110" (2794 mm) of water

International Tel: +1.815.397.7070
Fax: +1.815.397.9247

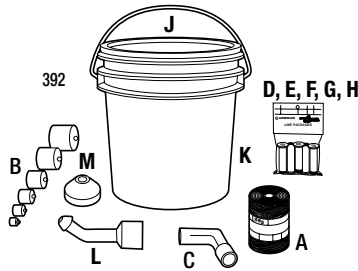
Canada Tel: 800.435.0786
Fax: 800.524.2853

USA Tel: 800.435.0786
Fax: 800.451.2632

Li'l Fisher® 390 Power Fishing System



390



CAT. NO.	UPC NO.	DESCRIPTION
390	38594	Li'l Fisher Vacuum/Blower Power Fishing System - Includes only unit and 38624 hose
392	39051	A Power Fishing System Accessory Kit- Includes all items below

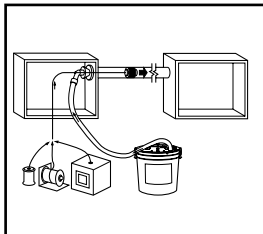
392 / 39051 ACCESSORY KIT INCLUDES:

KEY	CAT. NO.	UPC NO.	DESCRIPTION	QTY.
A	595	32433	Fish Line – 85 lbs. (378 N) pulling strength; 2,150' (655 m) long	1
B	*		Piston for 1/2" Conduit	1
B	*		Piston for 3/4" Conduit	1
B	*		Piston for 1" Conduit	1
B	*		Piston for 1-1/4" Conduit	1
B	*		Piston for 1-1/2" Conduit	1
B	613	16511	Piston for 2" Conduit	1
C	23360	23360	Adapter Nozzle for Measuring Tape	1
D	37917-10	06274	1/2" Conduit x 150' (46 m) Line Pkg.	10
E	37918-5	06275	3/4" Conduit x 200' (91 m) Line Pkg.	5
F	37920-5	06277	3/4" Conduit x 450' (137 m) Line Pkg.	5
G	37921-5	06278	1" Conduit x 200' (61 m) Line Pkg.	5
H	37923-5	06280	1" Conduit x 450' (137 m) Line Pkg.	5
J	39063	39063	Accessory Container Lid	1
K	54284	54284	Accessory Container	1
L	25646	25646	1/2"-1" Cone adapter	1
M	25644	25644	1-1/4"-2-1/2" Cone adapter	1

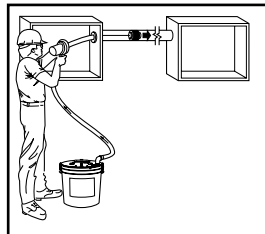
*See page 145 for replacement conduit pistons.

SPECIFICATIONS

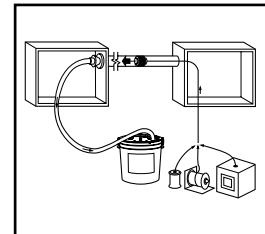
Capacity	1/2"-2" conduit with optional Accessory Kit (2-1/2"-4" with optional foam pistons) Liquid Capacity- 1.75 gal. (6.5 l) Use 690 Power Fishing System for greater liquid capacity requirements
Power Source	120 VAC, 1/2 H.P.
Weight	390-19 lbs. (8.6 kg)
Air Flow	101.2 cfm (2.83 cMm)
Vacuum Lift	137.1" (3482 mm) of Water



Blowing a piston through conduit using 390 Li'l Fisher™ Power Fishing System. Can be used with fish line, poly line or measuring tape.



Blowing a piston through conduit using 390 Li'l Fisher™ Power Fishing System using 691 Blow Gun with 595 Mighty Mouser® Fish Line.



Vacuuming a piston through conduit using 390 Li'l Fisher™ Power Fishing System. Can be used with fish line, poly line or measuring tape.

Portable Blower Power Fishing System



- Powerful, will blow line or measuring tape in up to 6" conduit.
- Portable, lightweight blower has shoulder strap to make it easy to carry and allow the operator to have both hands free.
- Efficient, includes the Mighty Mouser® blow gun for fast, easy line blowing.

CAT. NO.	UPC NO.	DESCRIPTION
591	32432	Portable Blower Power Fishing System
618	16517	A Piston for 5" Conduit
619	16951	A Piston for 6" Conduit
16646	16646	A Adapter for 5" - 6" conduit

SPECIFICATIONS

Capacity	1/2" - 4" Conduit (5" and 6" with optional foam pistons)
Power Source	120 VAC 20 Amp
Weight	34 lbs. (15.2 kg)

*See next page for parts list.

Mighty Mouser® Blow Gun Kit



- This compact, self-contained Lexan® thermoplastic blow gun holds a 2,150' (655 m) package of 85 lb. (378 N) breaking strength fish line.
- Compact self-contained unit leaves one hand free for more efficient operation.
- Mighty Mouser® Blow Gun and Accessories all fit into a compact sturdy metal case.

CAT. NO.	UPC NO.	DESCRIPTION
592	32565	Mighty Mouser® Blow Gun Kit for 1/2" - 4" Conduit in metal box
691	32095	R Mighty Mouser Blow Gun (only)
595	32433	A Fish Line - 85 lbs. (378 N) pulling strength; 2,150' (655 m) long
618	16517	A Piston for 5" Conduit
619	16951	A Piston for 6" Conduit
16646	16646	A Adapter for 5" - 6" conduit

SPECIFICATIONS

Capacity	1/2"- 4" conduit, through 6" with additional optional accessories
Power Source	Use with blower power fishing systems
Weight	592-20 lbs. (9 kg) 691-1.7 lbs.(0.8 kg)

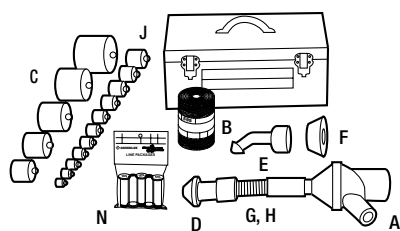
*See next page for parts list.

International Tel: +1.815.397.7070
Fax: +1.815.397.9247

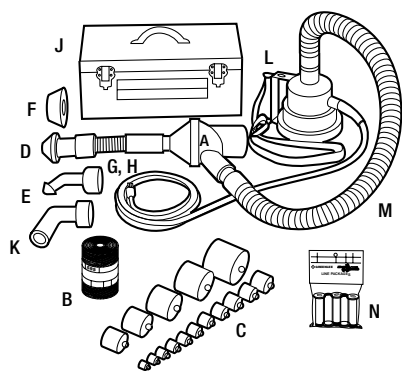
Canada Tel: 800.435.0786
Fax: 800.524.2853

USA Tel: 800.435.0786
Fax: 800.451.2632

Parts List for Models 591 and 592



592 Mighty Mouser® Blow Gun Kit



591 Portable Blower Power Fishing System

KEY	CAT. NO.	UPC NO.	DESCRIPTION	592	591
A	691	32095	Mighty Mouser® Blow Gun	1	1
B	595	32433	Fish Line – 85 lbs. (378N) pulling strength; 2,150' (655 m) long	1	1
C	*		Piston set for 1/2"-4" conduit (EMT & Rigid)		
D	25644	25644	Adapter Cone 1-1/4"-2-1/2" Conduit	1	1
E	25646	25646	Adapter Cone 1/2"-1" Conduit	1	1
F	25645	25645	Adapter Cone 3"-4" Conduit		1
G	32104	32104	Flexible Hose 1-1/2" dia. x 1' (38.1 mm x 305 mm)	1	1
H	33451	33451	Hose Clamp	1	1
J	32662	32662	Storage Box	1	1
K	23360	23360	Adapter Nozzle for Tape and Line		1
L	590	32422	Portable Blower		1
M	32431	32431	Flexible Hose 1-1/2" x 4' (38.1 mm x 1.2 m)		1
N	37917-10	06274	1/2" Conduit x 150' (46 m) Line Pkg.	10	10
N	37918-5	06275	3/4" Conduit x 200' (61 m) Line Pkg.	5	5
N	37920-5	06277	3/4" Conduit x 450' (137 m) Line Pkg.	5	5
N	37921-5	06278	1" Conduit x 200' (61 m) Line Pkg.	5	5
N	37923-5	06280	1" Conduit x 450' (137 m) Line Pkg.	5	5

*See below

Conduit Pistons



- Use with blower or vacuum power fishing system to pioneer the line through the conduit run.
- Flexible foam body for an air-tight seal.
- Color-coded end disk with embossed size markings for fast, easy selection.
- Strong steel center rod with loops on both ends.
- Pistons available for all types and sizes of conduit 1/2" through 6".

INDIVIDUAL PISTONS

CAT. NO.	UPC NO.	PACKAGE	CONDUIT SIZE	CONDUIT TYPE	COLOR
608-5	08263	POP	1/2"	All	Green
608	11038	Bulk	1/2"	All	Green
609-5	08264	POP	3/4"	All	Green
609	11039	Bulk	3/4"	All	Green
610-5	08265	POP	1"	All	Green
610	11040	Bulk	1"	All	Green
611-3	08266	POP	1-1/4"	All	Green
611	11041	Bulk	1-1/4"	All	Green
612-2	08267	POP	1-1/2"	All	Green
612	11042	Bulk	1-1/2"	All	Green
613	16511		2"	All	Green
614	16512		2-1/2"	IMC, Rigid	Green
621	19107		2-1/2"	EMT	Yellow
615	16513		3"	IMC, Rigid	Green
622	19109		3"	EMT	Yellow
616	16514		3-1/2"	IMC, Rigid	Green
646	24326		3-1/2"	EMT	Yellow
617	16515		4"	IMC, Rigid	Green
623	19110		4"	EMT	Yellow
618	16517		5"	All	Green
619	16951		6"	All	Green

PISTON SETS

CAT. NO.	UPC NO.	CONDUIT SIZES AND TYPE
S2613	26777	1/2", 3/4", 1", 1-1/4", 1-1/2" and 2" EMT, IMC and Rigid
34317	34317	2-1/2", 3", 3-1/2" and 4" EMT

R = REPLACEMENT PART **A** = ACCESSORY

Fishing

USA Tel: 800.435.0786
Fax: 800.451.2632

Canada Tel: 800.435.0786
Fax: 800.524.2853

International Tel: +1.815.397.7070
Fax: +1.815.397.9247

Fish Line



- Strong, lightweight nylon.
- 595 – Center feed for fast payout without tangling. Use with Mighty Mouser® blow gun.
- 604, 605, 606 and 607 – Specially wound to payout fast from outside without tangles.
- Mildew-resistant, can be pulled into the run with the wire to provide a means to add wires later.

CAT. NO.	UPC NO.	STRENGTH		LENGTH	
		LBS.	N	FT	m
595	32433	85	378	2150	655
604	23368	85	378	2200	670
605	16504	45	200	2750	838
606	16505	72	320	1700	517
607	16506	90	400	1350	411

Line Packages

- Combination piston and string all in one.
- Blow or vacuum through, leaving a lightweight line strong enough to pull a rope.
- 17 lb. breaking strength.



CONDUIT SIZE	LENGTH		COLOR	BOXED			BAGGED		
	FT.	m		CAT. NO.	UPC NO.	PER BOX	QTY. CAT. NO.	UPC NO.	QTY. PER BAG
1/2"	150	46	Red	37907-50	06263	50	37917-10	06274	10
3/4"	200	61	Yellow	37908-50	06264	50	37918-5	06275	5
3/4"	300	91	Yellow	37909-25	06265	25	37919-5	06276	5
3/4"	450	137	Yellow	37910-25	06266	25	37920-5	06277	5
1"	200	61	White	37911-50	06267	50	37921-5	06278	5
1"	300	91	White	37912-25	06268	25	37922-5	06279	5
1"	450	137	White	37913-25	06269	25	37923-5	06280	5

Poly Line



- Ready-to-use, pre-punched hole in lid with resealable cap.
- Use with power fishing systems directly from the container.
- Resists tangling when dispensing.
- Rot and mildew resistant.
- Handy reusable plastic dispenser pail with handle keeps the line dry.
- Use to pull rope through conduit.

CAT. NO.	UPC NO.	DESCRIPTION
430	21481	Poly Line 6500' (1981 m), Green Tracer
430-500	12598	Poly Line 500' (152 m), Green Tracer
431	21482	Poly Line 5200' (1585 m), Yellow Tracer
37959	37959	Poly Line 2200' (670 m), Red Tracer
430R	37835	Poly Line Refill 6500" (1981 m)

SPECIFICATIONS

Capacity	430 and 430-500 - 210 lbs. (934 N) average breaking strength 431 - 240 lbs. (1 kN) average breaking strength 37959 - 500 lbs. (2.2 kN) average breaking strength
Weight	430 - 11 lbs. (5 kg) 430-500 - 1 lb. (0.5 kg) 431 - 12 lbs. (5.4 kg) 37959 - 12 lbs. (5.4 kg)

MEASURING TAPES

High-Strength Kevlar® Measuring/Pulling Tapes

Kevlar is a registered trademark of E. I. DuPont, Inc.



- Pull small cables or install pull rope for large cable pulling jobs.
- Made of Kevlar, will not rot or deteriorate. Can be left in ducts indefinitely for future use.
- Low stretch properties make measurements accurate.
- Printed measurements every foot from zero to 3000' (914 m).
- Use 406 Dispenser (see page 170).

CAT. NO.	UPC NO.	DESCRIPTION
39243	39243	Conduit Measuring Tape 1/4" x 3000' (6.4 mm x 914 m)
39244	39244	Conduit Measuring Tape 3/8" x 3000' (9.5 mm x 914 m)
39245	39245	Conduit Measuring Tape 1/2" x 3000' (12.7 mm x 914 m)

SPECIFICATIONS

Cat. No.	Average Breaking Strength	Length	Weight
39243	1250 lbs. (5.56 kN)	3000' (914 m)	10.5 lbs. (4.8 kg)
39244	1800 lbs. (8.01 kN)	3000' (914 m)	14.5 lbs. (6.6 kg)
39245	2500 lbs. (11.12 kN)	3000' (914 m)	18 lbs. (8.2 kg)

High-Strength Polyester Measuring/Pulling Tapes



- Durable and stretch-resistant tape for easily pulling and installing wire and fiber optic cables within PVC and HDPE ducts.
- Factory-lubricated to reduce burn-through in innerduct.
- Easy-to-read footage markings for quick and accurate measurements.
- Available in various tensile strengths for use in any application.

CAT. NO.	UPC NO.	DESCRIPTION
4435	10445	Polyester Measure/Pulling Tape 1/2" x 3,000' (12.7 mm x 914m)
4436	10446	Polyester Measure/Pulling Tape 5/8" x 3,000' (15.9 mm x 914m)
4437	10447	Polyester Measure/Pulling Tape 3/4" x 3,000' (19.1 mm x 914m)

SPECIFICATIONS

Cat. No.	Average Breaking Strength	Length	Weight
4435	1250 lbs. (5.56 kN)	3000' (914 m)	23.6 lbs. (10.7 kg)
4436	1800 lbs. (8.01 kN)	3000' (914 m)	31.2 lbs. (14.2 kg)
4437	2500 lbs. (11.12 kN)	3000' (914 m)	39.4 lbs. (17.9 kg)

Polyester Measuring Tape and Dispenser



435 Measuring Tape shown on 434 Dispenser – sold separately.

- Fish and measure conduit runs in one operation.
- Permanently printed measurements every foot from zero to 3000' (914 m).
- Made of strong, waterproof polyester.
- Pay-out dispenser has anti-skid pads, handle and built-in cutter.

CAT. NO.	UPC NO.	DESCRIPTION
435	21562	Conduit Measuring Tape 3/16" x 3000' (4.8 mm x 914 m)
434	21875	Pay-Out Dispenser for 435 Conduit Measuring Tape

SPECIFICATIONS

Size	3000' (914 m)
Capacity	170 lbs. (756 kN) average breaking strength
Weight	435: 18.4 lbs. (8.3 kg), 434: 3.5 lbs. (1.6 kg)

Cable Pulling

Greenlee offers high-quality and durable cable pulling equipment designed to get the job done. For simple, straight shots to pulls with multiple bends and offsets, having Greenlee's cable pullers on the jobsite is a sure way to make your job faster, safer and easier in any application.

FEATURED Products

151



NEW
UG5 Ultra Glider™
Cable Lubricating

156




Ultra Tugger® 8
Cable Puller

159



Tugger® 640
Cable Puller

169



Tray -Type Sheaves



ULTRA FEEDER

Ultra Cable Feeder™



- Feeds cable at variable speeds to match the speed of cable puller.
- Accommodates cable ranging in size up to 3.5" (88.9 mm) in diameter.
- Sets up easily and can be operated by just one person.
- Dual motors drive each wheel for traction on both sides of the cable.
- Comes with pendant and toggle switch. An optional foot switch is available to control feeding.
- Two cable loading methods: top-loading and end-loading.
- Patented.

CAT. NO.	UPC NO.	DESCRIPTION
6810	05564	Ultra Cable Feeder with Hand Switch
445	24821	Foot Switch
05645	05645	R Tee (included)
50302	50302	R Hitch (included)

SPECIFICATIONS

Power Supply	115 VAC, 15 amps, 60 Hz	
Speed	4-36 feet per minute (1.2-11 meters per minute)	
Maximum Tractive Force	Single Cable: 200 lbs. (.9 kN) All Cables: 800 lbs. (3.5 kN)	
Cable Capacity	Quantity	Size
	8 x	250 MCM (120 mm ²)
	6 x	500 MCM (240 mm ²)
	5 x	750 MCM (300 mm ²)
Reel Weight Capacity	25,000 lbs. total (11,300 kg)	
Size	41" long x 27.5" wide x 37.5" high (1040 mm x 699 mm x 953 mm)	
Weight	285 lbs. (130 kg)	

International Tel: +1.815.397.7070
Fax: +1.815.397.9247

Canada Tel: 800.435.0786
Fax: 800.524.2853

USA Tel: 800.435.0786
Fax: 800.451.2632

UG5 Ultra GLIDER™ Cable Pulling Lubrication System

NEW



The Greenlee UG5 Ultra Glider™ is the “new way” to effectively apply cable lube during cable installation. The Ultra GLIDER™ has several advantages over the manual method used by most contractors today.

- Applies lube more evenly around the cable and more consistently than can be done by hand. This reduces the force required by the cable puller and reduces the chance for damage to the cable.
- During a cable pull, the person feeding the cable usually can also operate the Ultra GLIDER™, which reduces the need for one person on the job.
- Eliminates the need for a person to place their hands near the point where the cable enters the conduit or duct.
- Eliminates the mess and slippery surfaces associated with manual cable lubrication.
- Applicators clean easily with water. Power unit and hose do not require cleaning between jobs.
- 3 pump speeds make it easy to match the lube rate to the needs of the pull.

SPECIFICATIONS

Dimensions	Depth: 17" (0.43 m) Width: 18" (0.45 m) Height: 39" (1 m)
Weight	24 lbs. (11 kg)
Wheel Diameter	8" (20 cm)
Hose Length	10' (3 m)
Battery (12V unit only)	Type: Sealed lead acid rechargeable battery DC output: 12-Volt Weight: 14.5 lbs. (6.6kg) Battery Life: Three to four 5 gallon buckets per charge
Motor (120V unit only)	AC output: 120-Volt Amps: 6 Amps

CAT. NO.	UPC NO.	DESCRIPTION
UG511S	10353	ULTRA-GLIDER 120V with UGSAK slip-in applicator kit
UG511T	10355	ULTRA-GLIDER 120V with UGTAK threaded applicator kit
UG511ST	10356	ULTRA-GLIDER 120V including slip-in applicator kit UGSAK & threaded applicator kit UGTAK
UG512S	10357	ULTRA-GLIDER 12V with UGSAK slip-in applicator kit
UG512T	10359	ULTRA-GLIDER 12V with UGTAK threaded applicator kit
UG512ST	10360	ULTRA-GLIDER 12V including slip-in applicator kit UGSAK & threaded applicator kit UGTAK
UG511	10354	ULTRA-GLIDER 120V ASSEMBLY without applicators
UG512	10358	ULTRA-GLIDER 12V ASSEMBLY without applicators
UGSAK	10252	Slip-In Applicator Kit (Includes 2", 2-1/2", 3", 3-1/2" and 4" applicators with case)
UGTAK	10253	Threaded Applicator Kit (Includes 2", 2-1/2", 3", 3-1/2" and 4" applicators with case)
UGSA150	10287	A 1-1/2" Slip-In Applicator Assembly
UGSA200	10289	A 2" Slip-In Applicator Assembly
UGSA250	10291	A 2-1/2" Slip-In Applicator Assembly
UGSA300	10293	A 3" Slip-In Applicator Assembly
UGSA350	10295	A 3-1/2" Slip-In Applicator Assembly
UGSA400	10297	A 4" Slip-In Applicator Assembly
UGSA500	10304	A 5" Slip-In Applicator Assembly
UGSA600	10311	A 6" Slip-In Applicator Assembly
UGTA075	10284	A 3/4" Threaded Applicator Assembly
UGTA100	10285	A 1" Threaded Applicator Assembly
UGTA125	10286	A 1-1/4" Threaded Applicator Assembly
UGTA150	10278	A 1-1/2" Threaded Applicator Assembly
UGTA200	10279	A 2" Threaded Applicator Assembly
UGTA250	10280	A 2-1/2" Threaded Applicator Assembly
UGTA300	10281	A 3" Threaded Applicator Assembly
UGTA350	10282	A 3-1/2" Threaded Applicator Assembly
UGTA400	10283	A 4" Threaded Applicator Assembly
12656	12656	A 20' Extension Hose (MAXIMUM EXTENSION IS 20')

Cable Pulling

USA Tel: 800.435.0786
Fax: 800.451.2632

Canada Tel: 800.435.0786
Fax: 800.524.2853

International Tel: +1.815.397.7070
Fax: +1.815.397.9247

CABLE PULLERS

Cable Puller Selection Guide

CAT. NO.	DESCRIPTION	PAGE NO.	PULLING FORCE		WEIGHT	SPEED						POWER	REQUIRED ROPE	
			CONTINUOUS	MAXIMUM	PULLER	NO LOAD	800 LBS	2000 LBS	4000 LBS	5000 LBS	6000 LBS			8000 LBS
6800	Ultra Tugger™ 8 Power Cable Puller	156	6500 lbs.	8000 lbs.	86 lbs.	9 fpm		8 fpm	7.5 fpm		7 fpm	6 fpm	1-1/2 HP electric	7/8" double braid
6501	Ultra Tugger™ 5 Power Cable Puller	157	4000 lbs.	5000 lbs.	84 lbs.	14.5 fpm			11.0 fpm	9.5 fpm			1-1/2 HP electric	3/4" double braid
6001	Super Tugger® Power Cable Puller	158	4500 lbs.	6500 lbs.	108 lbs.	16.5 fpm		11 fpm	7.5 fpm	6 fpm			1-1/2 HP electric	3/4" double braid
640	Tugger® Power Cable Puller	159	2500 lbs.	4000 lbs.	68 lbs.	35 fpm	up to 35 fpm	16 fpm	6 fpm				1 HP electric	9/16" double braid
UT2	Ultra Tugger® 2 Power Cable Puller	160	2000 lbs.	2000 lbs.	67 lbs.	73/41 fpm	36 fpm	22 fpm					1 HP electric	9/16" double braid
766	Hand Crank Wire Puller	161		1500 lbs.	35 lbs.								†	

† - 766 comes with 200 ft. of aircraft-type steel swaged cable.



6800



6501



6001



640



UT2



766

International Tel: +1.815.397.7070
Fax: +1.815.397.9247

Canada Tel: 800.435.0786
Fax: 800.524.2853

USA Tel: 800.435.0786
Fax: 800.451.2632

Cable Puller Set-Up



The Versi-Boom™ Plus System can reach into a man-hole, yet allow the operator to run the puller from above.

The equipment used is included in 6805A, 6805A-22, 6505, 6505-22, 6005 and 645 packages.



Operator is making an upward pull from the box using the puller and Versi-Boom System attached to the mobile carriage.

The equipment used is included in packages 6805A, 6805A-22, 6505, 6505-22, 6503, 6005, 6004, 645 and 643. Rope is not included.



Operator is making a downward pull from the box using the puller with the chain mount (or vise chain unit) mounted onto the conduit.

The equipment used is included in packages 6801, 6501, 6501-22, 6005, 6004, 6001, 6001-22, 645, 643, 642, 640 and 640-22. Rope is not included.



Operator is making an upward pull from the box using the puller and Versi-Boom System attached to the "T" stand.

The equipment used is included in packages 6805A and 6802. Rope is not included.



Operator is making a downward pull from the box using the puller with the floor mount anchored to the floor.

The equipment used is included in packages 6805A, 6805A-22, 6802, 6802-22, 6800, 6800-22, 6505, 6505-22, 6005, 6004, 645, 643 and 642. Rope is not included.



Operator is making an upward pull from the box using the puller and Versi-Boom Plus System attached to the mobile carriage.

The equipment used is included in packages 6805A, 6805A-22, 6505, 6505-22, 6005 and 645. Rope is not included.

Package Components

Cat. No.	UPC No.	Description	Ultra Tugger 8 - 8,000 lb						Ultra Tugger 5 - 5,000 lb					
			110 VAC				220 VAC		110 VAC				220 VAC	
			6800	6801	6803	6805A	6800-22	6805A-22	6500	6501	6503	6505	6500-22	6505-22
08000	08000	Ultra Tugger 8 w/ force gauge 120 VAC 60 Hz	✓	✓	✓	✓								
UT8-22	07924	Ultra Tugger 8 w/ force gauge 220 VAC 50 Hz					✓	✓						
15000	15000	Ultra Tugger 5 w/ force gauge 120 VAC 60 Hz							✓	✓	✓	✓		
UT5-22	07924	Ultra Tugger 5 w/ force gauge 120 VAC 60 Hz										✓	✓	
00865	00865	Floor Mount	✓			✓	✓	✓				✓	✓	
02846	02846	Chain Mount		✓						✓				
00870	00870	Wheeled Carriage			✓	✓		✓		✓	✓		✓	
00871	00871	Boom Mount			✓	✓		✓		✓	✓		✓	
00864	00864	Nose Unit			✓	✓		✓		✓	✓		✓	
00863	00863	Elbow Unit				✓		✓				✓	✓	
00835	00835	3' (.9 m) Boom Tube				✓		✓				✓	✓	
00791	00791	4' (1.2 m) Boom Tube			✓	✓		✓		✓	✓		✓	
00781	00781	2-1/2" Screw-On Coupling			✓	✓		✓		✓	✓		✓	
00782	00782	3" Screw-On Coupling			✓	✓		✓		✓	✓		✓	
00784	00784	4" Screw-On Coupling			✓	✓		✓		✓	✓		✓	
00799	00799	Adapter for Screw-On Coupling			✓	✓		✓		✓	✓		✓	
00804	00804	2-1/2" Slip-In Coupling			✓	✓		✓		✓	✓		✓	
00811	00811	3" Slip-In Coupling			✓	✓		✓		✓	✓		✓	
00820	00820	4" Slip-In Coupling			✓	✓		✓		✓	✓		✓	
11152	11152	Storage Trays (2)			✓	✓		✓		✓	✓		✓	



Package Components


Cat. No.	UPC No.	Description	Super Tugger - 6,500 lb				Tugger - 4,000 lb			
			110 VAC			220 VAC	110 VAC			220 VAC
			6001	6004	6005	6001-22	640	643	645	640-22
6001	29627	Cable Puller w/Force Gauge 120 VAC, 60 Hz	✓	✓	✓					
6001-22	31466	Cable Puller w/Force Gauge 220 VAC, 50 Hz				✓				
640	35300	Cable Puller 120 VAC, 60 Hz					✓	✓	✓	
640-22	37663	Cable Puller 220 VAC, 50 Hz								✓
6037	35605	Floor Mount		✓	✓			✓	✓	
29631	29631	Vise Chain Unit	✓			✓	✓	✓	✓	✓
11230	11230	Wheeled Carriage		✓	✓			✓	✓	
11145	11145	Boom Mount		✓	✓			✓	✓	
00791	00791	4' (1.2 m) Boom Tube		✓	✓			✓	✓	
00864	00864	Nose Unit		✓	✓			✓	✓	
00863	00863	Elbow Unit			✓				✓	
00835	00835	3' (.9 m) Boom Tube			✓				✓	
03661	03661	2" Screw-On Coupling						✓	✓	
00781	00781	2-1/2" Screw-On Coupling		✓	✓					
00782	00782	3" Screw-On Coupling		✓	✓			✓	✓	
00783	00783	3-1/2" Screw-On Coupling		✓	✓					
00784	00784	4" Screw-On Coupling		✓	✓			✓	✓	
00799	00799	Adapter for Screw-On Coupling		✓	✓			✓	✓	
00804	00804	2-1/2" Slip-In Coupling		✓	✓			✓	✓	
00811	00811	3" Slip-In Coupling		✓	✓			✓	✓	
00815	00815	3-1/2" Slip-In Coupling		✓	✓					
00820	00820	4" Slip-In Coupling		✓	✓			✓	✓	
11152	11152	Storage Trays (2)		✓	✓			✓	✓	
651	15325	12" Hook Sheave								✓



Ultra Tugger® 8 (UT8) Cable Puller: 8000 lb. (35.8kN) rated



6805A



6803

6800

6801

- 8,000 (35.8 kN) lbs. pulling force.
- Pulling speed ranges from 9 fpm at 2,000 lbs. to 6 fpm at 8,000 lbs.
- Mobile Versi-Boom™ system provides fast set-up with no anchors to set or chains to mount.
- Boom uses 3" rigid steel conduit for easy length adjustment to pull 10 to 20 feet (3 to 6 m) of cable out of the box fast and easy.
- Direct gear drive
- Easy to move around jobsite with mobile carriage.
- Patented

CAT. NO.	UPC NO.	DESCRIPTION
6800	00985	Ultra Tugger 8 Cable Puller with Standard Force Gauge, and Floor Mount
6800-22	03196	Same as 6800, except 220 VAC 50 Hz CE
6801	00986	Ultra Tugger 8 Cable Puller with Standard Force Gauge, and Conduit Chain Mount
6803	00987	Ultra Tugger 8 Cable Puller with Standard Force Gauge, Floor Mount, Versi-Boom™ System and "T" Stand, excludes Extensions and 3", 3-1/2" & 4" Slip-on Couplers, Elbow, Wheeled Carriage, Screw-on Couplers, or Rope
6805A	00993	Same as the 6802 plus the Versi-Boom Plus Extension and Elbow, Wheeled Carriage and 3", 3-1/2" and 4" Screw-on Couplers without Rope
6805A-22	03198	Same as 6805A, except 220 VAC 50 Hz CE
00967	00967	Deluxe Force Gauge (see page 163)
445	24821	Foot Switch (see page 164)
00867	00867	"T" Stand
00815	00815	3-1/2" Slip-in Coupling
00783	00783	3-1/2" Slip-on Coupling
654	34362	Rope Stand
3048	23362	Storage Box
603	23405	Casters – 2 Rigid, 2 Swivel
34136	34136	Pull Rope 7/8" x 300' (22.2 mm x 91 m)
34137	34137	Pull Rope 7/8" x 600' (22.2 mm x 182 m)
34138	34138	Pull Rope 7/8" x 1,200' (22.2 mm x 365 m)

SPECIFICATIONS

Pulling Force	Maximum: 8,000 lbs. (35.8 kN) Continuous: 6,500 lbs. (28.9 kN)
Dimensions	Length: 11.5" (292.1 mm) Width: 26" (660.4 mm) Height: 8.5" (215.9 mm)
Weight	86 lbs. (39 kg) (6800 only)
Pulling Speed – Feet (Meters) Per Minute	No Load: 9 fpm At 2000 lbs.: (8.8 kN) – 11 (3.4) At 4000 lbs.: (17.9 kN) – 7.5 (2.3) At 6000 lbs.: (26.7 kN)
Drive Motor	1-1/2 HP (1.1 kW)
Power Requirements	8000, 6800, 6801, 6803, 6805A – 120 VAC 60Hz 20A UT8-22, 6800-22, 6805A-22 – 220 VAC 50Hz
Recommended Rope	7/8" diameter (22.2 mm); Double-Braided Polyester Composite – Rated at 32,000 lbs. (142 kN)

NOTE: Rope is a very critical link in the cable pulling system. See page 171 for proper pulling rope selection.

*See page 154 for UT8 component list

Ultra Tugger® 5 (UT5) Cable Puller: 5,000 lb. (22.2kN) Rated



- 5,000 lbs. (22.3 kN) pulling force, enough power to pull most 500 kcmil (240 mm²) jobs of 500 feet (152 m) or less.
- Pull speed range of 9 to 14 fpm (2.7 to 4.3 mpm) will complete most 500 ft. (152 m) pulls in 1 hour or less.
- Mobile Versi-Boom™ system provides fast setup with no anchors to set or chains to mount.
- Boom uses 3" rigid steel conduit for easy length adjustment to pull 10 to 20 feet (3 to 6 m) of cable out of the box fast and easy.
- Use 6501 Ultra Tugger 5,000 lb. (22.3 kN) capacity cable puller power unit with current 6805A Ultra Tugger wheeled carriage and boom to pull cable faster.
- Patented.

CAT. NO.	UPC NO.	DESCRIPTION
15000	15000	Ultra Tugger® 5 Cable Puller Power Unit only with standard force gauge
6501	11221	Ultra Tugger® 5 Cable Puller Power Unit. Includes standard force gauge, chain mount and vise chains
6501-22	10950	Same as 6501, except 220 VAC 50 Hz CE
6503	11222	Ultra Tugger® 5 Cable Puller Basic Package. Includes standard force gauge, wheeled carriage, 4 ft. (1.2 m) boom, boom mount and nose unit, 2-1/2", 3" and 4" slip-in couplings, 2-1/2", 3" and 4" screw-on couplings. Rope and storage box are optional.
6505	11223	Ultra Tugger® 5 Cable Puller Deluxe Package. Same as 6503 plus 3-ft. (.9 m) boom, elbow unit and floor mount. Rope and storage box are optional.
6505-22	32743	Same as 6505, except 220 VAC 50 Hz CE
00967	00967	A Deluxe Force Gauge (See page 163)
445	24821	A Foot Switch (See page 164)
00867	00867	A "T" Stand
00815	00815	A 3-1/2" Slip-in Coupling
00783	00783	A 3-1/2" Screw-on Coupling
654	34362	A Rope Stand
3048	23362	A Storage Box
603	23405	A Casters – 2 Rigid, 2 Swivel
35098	35098	A Pull Rope, 3/4" x 300 ft. (19.1 mm x 91 m) Double-Braided Composite
35100	35100	A Pull Rope, 3/4" x 600' (19.1 mm x 182 m)
35101	35101	A Pull Rope, 3/4" x 1,200' (19.1 mm x 365 m)

SPECIFICATIONS

Pulling Force	Maximum: 5,000 lbs. (22.2 kN) Continuous: 4,000 lbs. (17.8 kN)
Dimensions	Length: 11.5" (292.1 mm) Width: 26" (660.4 mm) Height: 6.75" (215.9 mm)
Weight	84 lbs. (38 kg) (15000 only)
Pulling Speed – Feet (Meters) Per Minute	No Load: 14.5 fpm At 4000 lbs.: 11.0 fpm At 5000 lbs.: 9.5 fpm
Drive Motor	1-1/2 HP (1.1 kW)
Power Requirements	15000, 6501, 6503, 6505 – 120 VAC 60Hz 20A UT5-22, 6501-22, 6505-22 – 220 VAC 50Hz
Required Rope	3/4" (19.1 mm) Double-Braided Polyester Composite rope with 20,000 lb. (88.8 kN) minimum breaking strength

NOTE: Rope is a very critical link in the cable pulling system. See page 171 for proper pulling rope selection.

*See page 154 for UT5 component list

R = REPLACEMENT PART **A** = ACCESSORY

Cable Pulling

USA Tel: 800.435.0786
Fax: 800.451.2632


Canada Tel: 800.435.0786
Fax: 800.524.2853

International Tel: +1.815.397.7070
Fax: +1.815.397.9247

Super Tugger® Cable Puller: 6500 lb. (28.9 kN) rated



6005



6004

6001

- Pull up to 6,500 lbs. (28.9 kN) with less than 27 lbs. (120 N) of operator effort.
- Unique floor mounting attachment for quick, reliable setup.
- Leaf-type mounting chains won't twist when tightening.
- Heat-treated steel serrated gripper feet for secure mounting to conduit.
- Force Gauge included to constantly monitor the pull.
- Right-angle sheave allows the operator to stand out of the direct line of force.
- Audio alarm high force warning and circuit breaker shut off at maximum force for added safety.
- Tapered capstan and patented rope guidance system for better control of the rope when feeding onto the capstan.
- Patented.

CAT. NO.	UPC NO.	DESCRIPTION
6001	29627	Super Tugger Cable Puller Power Unit, Includes force gauge and vise chains
6001-22	31466	Same as 6001 except 220 VAC 50 HZ
6004	56358	Super Tugger Complete Puller Package, Includes 6001 Super Tugger, Floor Mount, Mobile Carriage, Boom Mount, 4' Boom Tube, Nose Unit, 2 1/2", 3", 3 1/2", 4" Slip-in and Screw-On Couplings and Storage Trays
6005	56359	Super Tugger Complete Puller Package, Includes 6001 Super Tugger, Floor Mount, Mobile Carriage, Boom Mount, 4' Boom Tube, Nose Unit, 3' Boom Tube, Elbow Unit, 2 1/2", 3", 3 1/2", 4" Slip-in and Screw-On Couplings and Storage Trays
35098	35098	A Double-Braided Composite Rope 3/4" × 300' (19.1 mm × 91 m)
35100	35100	A Double-Braided Composite Rope 3/4" × 600' (19.1 mm × 182 m)
35101	35101	A Double-Braided Composite Rope 3/4" × 1,200' (19.1 mm × 365 m)
445	24821	A Foot Switch (See page 164)
3048	23362	A Storage Box (See page 360)

SPECIFICATIONS

Pulling Force	Maximum: 6,500 lbs. (28.9 kN) Continuous: 4,500 lbs. (20 kN)
Dimensions	Length: 20-3/4" (527 mm) Width: 22-1/2" (572 mm) Height: 12" (305 mm)
Weight	6001, 6001-22: 108 lbs. (49 kg) 6003: 454 lbs. (206 kg) 6000, 6000-22: 550 lbs. (250 kg) 6006, 6006-22: 612 lbs. (278 kg)
Pulling Speed – Feet (Meters) Per Minute	No Load: 16.5 (5) At 2000 lbs.: (8.8 kN) – 11 (3.4) At 4000 lbs.: (17.9 kN) – 7.5 (2.3) At 6000 lbs.: (26.7 kN) – 6 (1.8)
Drive Motor	1-1/2 HP (1.1 kW)
Power Requirements	6001, 6004, 6005 – 120 VAC 16Hz 20A 6001-22 – 220 VAC 50Hz
Required Rope	3/4" (19.1 mm) Double-Braided Composite – Rated at 26,000 lbs. (115.6 kN)

NOTE: Rope is a very critical link in the cable pulling system. See page 171 for proper pulling rope selection.

Tugger® 640 Cable Puller: 4000 lbs. rated



Optional Force Gauge

- An economical puller with enough power for most jobs.
- Lighter weight for easier mounting in tough applications.
- Leaf-type mounting chains won't twist when tightening.
- Unique floor mounting attachment for quick reliable setup.
- Right-angle sheave allows the operator to stand out of the direct line of force.
- Audio alarm high force warning and circuit breaker shut off at maximum force for equipment protection and added safety.
- Tapered capstan and patented rope guidance system for better control of rope.
- Patented.

CAT. NO. UPC NO. DESCRIPTION

CAT. NO.	UPC NO.	DESCRIPTION
640	35300	Tugger Cable Puller Power Unit. Includes vise chains
640-22	35763	Same as 640 except 220 VAC 50 HZ
643	56360	Tugger Complete Puller Package, Includes 640 Tugger, Cable Puller, Floor Mount, Mobile Carriage, Boom Mount, 4' Boom Tube, Nose Unit, 2", 3", 4" Screw-on Couplings, Screw-on Coupler Adapter, 2 1/2", 3", 4" Slip-in Couplings and Storage Trays
645	56361	Tugger Complete Puller Package, Includes 640 Tugger, Cable Puller, Floor Mount, Mobile Carriage, Boom Mount, 4' Boom Tube, Nose Unit, 3" Boom Tube, Elbow Unit, 2", 3", 4" Screw-on Couplings, Screw-on Coupler Adapter, 2 1/2", 3", 4" Slip-in Couplings, Storage Trays and 12" Hook Sheave
35336	35336	A 640 Capstan Retrofit Kit includes rope ramp, pivotal arm and tapered capstan. For units with NZ serial prefixes.
37171	37171	A Force Gauge for 120 VAC 640 cable puller
05726	05726	A Force Gauge for 220 VAC cable puller
35283	35283	A Double-Braided Composite Rope 9/16" × 300' (14.3 mm × 91 m)
35284	35284	A Double-Braided Composite Rope 9/16" × 600' (14.3 × 182 m)
35285	35285	A Double-Braided Composite Rope 9/16" × 1,200 (14.3 mm × 365 m)
445	24821	A Foot Switch (See page 164)

SPECIFICATIONS

Pulling Force	Maximum: 4,000 lbs. (17.9 kN) Continuous: 2,500 lbs. (11.1 kN)
Dimensions	Length: 21" (533 mm) Width: 21" (533 mm) Height: 12" (305 mm)
Weight	640, 640-22 – 82 lbs. (38 kg) 676 – 373 lbs. (170 kg) 642 – 330 lbs. (150 kg) 686, 686-22 – 427 lbs. (194 kg)
Pulling Speed – Feet (Meters) Per Minute	No Load – 35 (10.67), At 2000 lbs. (8.8 kN) – 16 (4.87) At 4000 lbs. (17.9 kN) – 6 (1.83)
Drive Motor	1-1/2 HP (1.1 kW)
Power Requirements	640, 643, 645 – 120 VAC 20A 640-22 – 220 VAC 50Hz
Required Rope	9/16" (14.3 mm) Double-Braided Composite: Rated at 16,000 lbs. (71.1 kN)

NOTE: Rope is a very critical link in the cable pulling system. See page 171 for proper pulling rope selection.

Ultra Tugger® 2 Cable Puller: 2000 lb. (8.8 kN) Rated



- Quick Latch System attaches to all conduit sizes with no loose parts.
- Adjustable elbow and extendable boom adjust easily to fit your job needs.
- Right Angle Sheave keeps operator out of direct line with the pulling rope.
- Dual Diameter capstan provides 2 pulling speeds.
- Cross Tube provides a solid base for setup and during pull.
- Integral Motor designed specifically for cable pulling applications.
- Circuit Breaker stops the puller motor if it becomes overloaded.
- Wheels provide easy movement around jobsite.


CAT. NO.	UPC NO.	DESCRIPTION
UT2	02010	2,000 LB. Cable Puller Unit
<i>N</i> 56362	56362	<i>A</i> Trailer hitch adapter (fits 2" receiver)
2448	23273	<i>A</i> Storage Box
455	23774	<i>A</i> 1/2" x 300' (12.7 mm x 91 m) Double Braided Rope
456	23777	<i>A</i> 1/2" x 600' (12.7 mm x 182 m) Double Braided Rope
445	24821	<i>A</i> Foot Switch (See page 164)

SPECIFICATIONS

Pulling Force	High Speed Capstan 1,000 lb. (455 kg) continuous Low Speed Capstan 2,000 lb. (909 kg) continuous
Drive Motor	120 VAC, 50/60 Hz, 12 Amps
Weight	67 lbs.
Pulling Speeds	High Speed Capstan No Load: 73 fpm (22 mpm) 500 lb. Load (227 kg) 36 fpm (11 mpm) 1,000 lb. Load (455 kg) 22 fpm (7 mpm)
	Low Speed Capstan No Load: 41 fpm (12 mpm) 1,000 lb. Load (455 kg) 36 fpm (11 mpm) 2,000 lb. Load (909 kg) 22 fpm (7 mpm)
Pulling Rope*	1/2" polyester (10,000 lb. minimum breaking strength) *Greenlee recommends that only low stretch polyester rope be used with the UT2. High stretch ropes can release large amounts of energy should they break during use.
Conduit Size	1" or larger
Pulling Capabilities	3 x 500 kcmil cable 500' with 2 x 90° bends 3 x 500 kcmil cable 250' with 4 x 90° bends 8 x 4/0 AWG cable 300' with 3 x 90° bends


UP PULL

DOWN PULL

SIDE PULL


NOTE: Rope is a very critical link in the cable pulling system. See page 171 for proper pulling rope selection.

Hand Crank Wire Puller



- Pull up to 1500 lbs. (6.7 kN) with only 30 lbs. (133 N) of crank handle force.
- Two-speed ratchet winder for fast, efficient operation.
- Has 200' (61 m) of steel aircraft cable.
- Completely self-contained and ready to operate.

CAT. NO.	UPC NO.	DESCRIPTION
766	18202	Hand Crank Wire Puller
50954	50954	200' (61 m) spool of steel cable
13955	14568	Shear Pin
28280	28280	Crank Handle Assembly

SPECIFICATIONS

Pulling Force	Maximum - 1500 lbs. (6.6 kN)
Size	200' (61 m) pulling cable length
Weight	38 lbs. (17.2 kg)
Power	Manual - 2-Speed Hand Crank
Dimensions	Length - 52" (1.32 m) Width - 18" (457 mm) Height - 10" (254 mm)

11147 Ultra Tugger® 640/6001 Adapter Package

CAT. NO.	UPC NO.	DESCRIPTION
11147	11147	Ultra Tugger 640/6001 Adapter Package Includes wheeled carriage, 4 ft. (1.2 m) boom, boom adapter, nose unit, 2-1/2", 3" and 4" slip-in couplings and 2", 3" and 4" screw-on couplings
00863	00863	A Elbow Unit
00835	00835	A 3 ft. (.9 m) Boom
00815	00815	A Slip-in Coupling, 3-1/2"
00827	00827	A Slip-in Coupling, 5"
00781	00781	A Screw-on Coupling, 2-1/2"
00783	00783	A Screw-on Coupling, 3-1/2"
3048	23362	A Storage Box

- Adapt Greenlee 640 Tugger and 6001 Super Tugger to Ultra Tugger Wheeled Carriage and Boom for faster and easier cable puller setups.
- Wheeled carriage and boom provides fast setup with no anchors to set or chains to mount.
- Boom uses 3" rigid steel conduit for easy length adjustment to pull 10 feet (3m) of cable out of the box fast and easy.
- Optional Elbow Unit and Boom available to reach into manholes or pull up to 20 feet (6 m) of cable out of the box.
- Patent pending.

SPECIFICATIONS

Weight	198 lbs. (90 kg)
Length	91-1/2" (232 cm)
Width	27" (69 cm)
Height	38-1/2" (98 cm)
Use With	Greenlee 640 and 6001 Cable Pullers
Load Rating	6500 lbs. (28.9 kN)



TUGGER ACCESSORIES

Speed Booster (for UT8 and UT5)



- The Speed Booster increases the speed of the Tugger to pull approximately twice as fast as normal.
- For use with the Greenlee Ultra Tugger 5 and Ultra Tugger 8 cable pullers only.
- Increases productivity on lower force runs and during the initial phase of a high force pull.
- Automatically switches to low speed at 2,500 lbs. (11.1 kN) to protect the puller motor.
- Ultra Tugger adapter cord and plug included.

CAT. NO.	UPC NO.	DES CRPTION
----------	---------	-------------

03561	03561	Ultra Tugger Speed Booster
04884	04884	R Ultra Tugger Cord and Plug Kit

SPECIFICATIONS

Capacity	0 to 2,500 lbs. (11.1 kN) pulling force in high speed mode
Dimensions	Height: 9.5" (241.3 mm); Width 13" (330.2 mm); Depth: 15.5" (393.7 mm)
Weight	46 lbs. (20.9 kg)
Pulling Speed,	No Load - 28 fpm (8.5 mpm);
Ultra Tugger 5	At 1200 lbs. (5.3 kN) - 25 fpm (7.6 mpm)
Pulling Speed,	No Load - 18 fpm (5.5 mpm);
Ultra Tugger 8	At 2000 lbs. (8.8 kN) - 16 fpm (4.9 mpm)
Power	115 VAC, 15A Input; 115/230 VAC, 15/6A Output

Deluxe Force Gauge



- Measures tension on the rope, to an accuracy of $\pm 5\%$.
- Accuracy is not affected by initial rope size, or the change in rope size as it is loaded.
- 0-10 VDC Analog output to optional strip chart recorder for permanent record of pulling force.
- Switchable 120VAC receptacle for chart recorder.
- Use with pulling rope up to 7/8" diameter (22.2 mm) maximum. Also use with Kevlar® tape.

CAT. NO.	UPC NO.	DESCRIPTION
----------	---------	-------------

00967	00967	Deluxe Force Gauge
33901	33901	A Strip Chart Recorder
22410	22410	R Fan Fold Chart Paper- 15 pack
22451	22451	R Recorder Pens- 5 pack

SPECIFICATIONS

Deluxe Force Gauge Accuracy $\pm 5\%$

- Use with any puller that uses Versi-Boom system.
Including : 6805A, 6805A-22, 6803, 6505, 6505-22, 6503, 6005, 6004, 645 and 643



Foot Switch for Cable Pullers



- Use with UT2, 640, 6001, 6500 or 6800 cable pullers to add foot control.
- Foot pressure required to operate.

CAT. NO.	UPC NO.	DESCRIPTION
445	24821	Foot Switch

SPECIFICATIONS

Power Source	120 VAC
Weight	9.5 lbs. (4.3 kg)

Slip-in Couplings



- Use to attach the Versi-Boom™ to the conduit.
- Couplings slip into the conduit and pin to the Versi-Boom.
- For use with the Versi-Boom system only.

CAT. NO.	UPC NO.	SIZE	WEIGHT
00804	00804	2.5"	6 lbs (2.7 kg)
00811	00811	3"	7 lbs (3.2 kg)
00815	00815	3.5"	9 lbs (4.1 kg)
00820	00820	4"	11 lbs (5 kg)
00827	00827	5"	13 lbs (5.8 kg)

Screw-on Couplings




- Use to attach the Versi-Boom™ to the conduit when pulling from overhead.
- The coupling and adapter threads onto the conduit and pins to the Versi-Boom.
- The screw-on coupling and adapter must be used together. One adapter fits all of the screw-on couplings.

CAT. NO.	UPC NO.	DESCRIPTION	WEIGHT
00799	00799	Adapter	7.4 lbs (3.4 kg)
00877	00877	Screw Assembly	0.5 lbs (0.2 kg)

CAT. NO.	UPC NO.	SIZE	WEIGHT
00868	00868	2-1/2", 3", 3-1/2", and 4"	22 lbs (10.0 kg)
03661	03661	2"	2.1 lbs (1.0 kg)
00781	00781	2-1/2"	3.1 lbs (1.4 kg)
00782	00782	3"	4.4 lbs (2.2 kg)
00783	00783	3-1/2"	5.6 lbs (2.5 kg)
00784	00784	4"	5.7 lbs (2.6 kg)

Hook Sheaves - 8,000lb Capacity



- For use with any Greenlee cable puller.
- Strong, welded steel frames.
- Forged steel closure type hooks with 1" (25.4 mm) opening.
- All three sheaves are aluminum alloy with self-lubricating bearings.

SHEAVE DIAMETER DESCRIPTION	8012		8018		8024	
	12" (304.8 mm)		18" (457.2 mm)		24" (609.6 mm)	
	CAT. NO.	UPC NO.	CAT. NO.	UPC NO.	CAT. NO.	UPC NO.
Roll Pin	50700	50700	50700	50700	50700	50700
Sheave Pin	00838	00838	00846	00846	00850	00850
Sheave Pin Clip	50302	50302	50302	50302	50302	50302
Sheave Unit	00843	00843	00844	00844	00845	00845
Yoke Frame	00854	00854	00855	00855	00856	00856

SPECIFICATIONS

CAT. NO.	UPC NO.	OUTSIDE DIAMETER	INSIDE RADIUS	WIDTH	WEIGHT	MAXIMUM RATED CAPACITY
8012	00872	12" (304.8 mm)	3-7/8" (98.4 mm)	5" (127 mm)	28 lbs (12.7 kg)	8,000 lbs. (35.8 kN)
8018	00873	18" (457.2 mm)	7" (177.8 mm)	6" (152.4 mm)	44 lbs (19.9 kg)	8,000 lbs. (35.8 kN)
8024	00874	24" (609.6 mm)	9-7/8" (250.8 mm)	6-1/2" (165.1 mm)	67 lbs (30.3 kg)	8,000 lbs. (35.8 kN)

Hook-Type Sheaves - 4,000lb Capacity



- Strong, welded steel frames.
- Forged steel closure-type hooks with 1" (25.4 mm) opening.
- 5" (127 mm) wide aluminum alloy sheaves with self-lubricating bearings.
- Select a sheave with a maximum rated capacity that meets or exceeds the cable puller's maximum pulling force.

CAT. NO.	UPC NO.	DESCRIPTION
650	15324	6" (152.4 mm) dia. Hook Sheave with 1-1/2" (38.1 mm) minimum radius
651	15325	12" (304.8 mm) dia. Hook Sheave with 3-5/16" (84.1 mm) minimum radius
652	15326	18" (457.2 mm) dia. Hook Sheave with 7" (177.8 mm) minimum radius
653	15327	24" (609.6 mm) dia. Hook Sheave with 9-13/16" (249.2 mm) minimum radius

SPECIFICATIONS

Maximum Rated Capacity	4,000 lbs. (17.8 kN)
Weight	650 - 8.8 lbs. (4 kg) 651 - 15 lbs. (6.8 kg) 652 - 25 lbs. (11.3 kg) 653 - 35 lbs. (15.9 kg)

SHEAVE DIAMETER DESCRIPTION	650		651		652		653	
	6" (152.4 mm)		12" (304.8 mm)		18" (457.2 mm)		24" (609.6 mm)	
	CAT. NO.	UPC NO.	CAT. NO.	UPC NO.	CAT. NO.	UPC NO.	CAT. NO.	UPC NO.
Sheave Pin	16797	16797	16797	16797	16797	16797	16797	16797
Sheave Pin Clip (2)	50302	50302	50302	50302	50302	50302	50302	50302
Sheave	15362	15362	15358	15358	15363	15363	15364	15364
Sheave Bushing (2)	16798	16798	16798	16798	16798	16798	16798	16798
Yoke Frame	16799	16799	16800	16800	16801	16801	16802	16802

Right-Angle Twin Yoke Sheave - 4,000lb Capacity



- 9-13/16" (249 mm) minimum radius.
- Strong welded steel yokes.
- Forged steel closure type hook with 1" (25.4 mm) opening.
- 5" (127 mm) wide aluminum alloy sheave with self-lubricating bearings.
- Yokes rotate independently to fit various setups.
- Use with any cable puller whose maximum pulling force is 4,000 lbs. (17.8 kN) or less.

CAT. NO.	UPC NO.	DESCRIPTION
639	17265	Right Angle Twin Yoke Sheave with 9-13/16" (249 mm) minimum radius


SPECIFICATIONS

Maximum Rated Capacity	4,000 lbs. (17.8 kN)
Weight	45 lbs. (20.4 kg)

SHEAVE DESCRIPTION	639 CAT. NO.	UPC NO.	QUANTITY
Sheave Pin	17266	17266	1
Sheave Pin Clip	50302	50302	2
Sheave	15364	15364	1
Sheave Bushing	16798	16798	2
Yoke Frame	17299	17299	2

NOTE: Rope is a very critical link in the cable pulling system. See page 171 for proper pulling rope selection.

Radius Cable Sheaves - 4,000lb Capacity



- Welded steel frame with a series of sheaves to form a large radius.
- Yokes with cast steel closure-type hooks with a 1" (25.4 mm) opening.
- 5" (127 mm) wide aluminum alloy sheaves.
- Use with any cable puller whose maximum pulling force is 4,000 lbs. (17.8 kN) or less.

CAT. NO.	UPC NO.	DESCRIPTION
636	17255	16" (406.4 mm) Radius Cable Sheave with 4 sheave wheels
637	17260	24" (609.6 mm) Radius Cable Sheave with 6 sheave wheels
638	17263	36" (914.4 mm) Radius Cable Sheave with 8 sheave wheels
631	21572	48" (1219 mm) Radius Cable Sheave with 10 sheave wheels

SPECIFICATIONS

Maximum Rated Capacity	4,000 lbs. (17.8 kN)
Weight	631 - 115 lbs. (52 kg)
	636 - 49 lbs. (22 kg)
	637 - 63 lbs. (29 kg)
	638 - 85 lbs. (39 kg)

SHEAVE RADIUS DESCRIPTION	636 16" (406.4 mm)			637 24" (609.6 mm)			638 36" (914.4 mm)			631 48" (1219 mm)		
	CAT. NO.	UPC NO.	QTY.	CAT. NO.	UPC NO.	QTY.	CAT. NO.	UPC NO.	QTY.	CAT. NO.	UPC NO.	QTY.
Sheave Pin	17256	17256	4	17256	17256	6	17256	17256	8	17256	17256	10
Sheave Pin Clip	50302	50302	8	50302	50302	12	50302	50302	16	50302	50302	20
Sheave Bushing	16798	16798	2	16798	16798	2	16798	16798	2	16798	16798	2
Sheave	15362	15362	4	15362	15362	6	15362	15362	8	15362	15362	10
Yoke Frame	17257	17257	2	17257	17257	2	17257	17257	2	17257	17257	2
Frame	17258	17258	1	17261	17261	1	17264	17264	1	21573	21573	1

Triple Sheave Cable Guide - 6,500lb Capacity



- Adjustable center sheave for 19-1/2" (495 mm) or 36" (914 mm) radius.
- Forged steel closure type hook with 1-1/2" (38.1 mm) opening.
- Aluminum frames for light weight.
- Steel yoke is pinned for easy removal.
- 21-7/8" (555 mm) high, 24" (610 mm) long, 7-3/8" (187 mm) wide with 5" (127 mm) wide sheaves.
- Use with any cable puller whose maximum pulling force is 6,500 lbs. (28.9 kN) or less.

CAT. NO.	UPC NO.	DESCRIPTION
6036	31569	Triple Sheave Cable Guide

SPECIFICATIONS

Maximum Rated Capacity	6,500 lbs. (28.9 kN)
Weight	28 lbs. (12.7 kg)

SHEAVE DESCRIPTION	6036 CAT. NO.	UPC NO.	QUANTITY
Sheave Axle	31573	31573	3
Sheave Bolt	53091	53091	6
Sheave Bolt Washer	51434	51434	6
Sheave Pin	29600	29600	1
Sheave Pin Clip	50302	50302	2
Sheave Bushing	16798	16798	6
Sheave	15362	15362	3

Feeding Sheaves



- Yoke frame slides into the end of conduit and holds sheave, allowing the cable being fed into the conduit to smoothly roll over the sheave.
- 5" (127 mm) wide aluminum alloy sheave with self-lubricating bearings.
- Split tube for easy removal after cable is installed.
- See the Capacity Table (below).

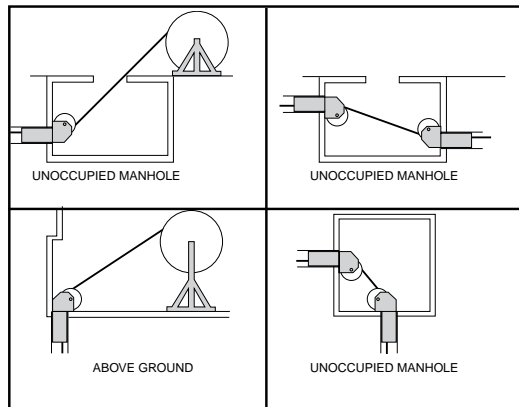
SPECIFICATIONS

Rated Capacity See Capacity Table Below for details.

Weight	Width of Shaft Opening
441-2 – 9 lbs. (4.5 kg)	441-2 – 1.24"
441-2-1/2 – 11 lbs. (5 kg)	441-2-1/2 – 1.37"
441-3 – 14 lbs. (6.4 kg)	441-3 – 1.79"
441-3-1/2 – 17 lbs. (7.7 kg)	441-3-1/2 – 1.75"
441-4 – 19 lbs. (8.6 kg)	441-4 – 1.99"
441-5 – 26 lbs. (11.8 kg)	441-5 – 2.23"
441-6 – 28 lbs. (12.7 kg)	441-6 – 2.75"

CAT. NO.	UPC NO.	DESCRIPTION
441-2	30183	Feeding Sheave for 2" conduit
441-2-1/2	30358	Feeding Sheave for 2-1/2" conduit
441-3	30188	Feeding Sheave for 3" conduit
441-3-1/2	30363	Feeding Sheave for 3-1/2" conduit
441-4	30347	Feeding Sheave for 4" conduit
441-5	30193	Feeding Sheave for 5" conduit
441-6	13460	Feeding Sheave for 6" conduit

SHEAVE CONDUIT SIZE DESCRIPTION	441-2 2" CONDUIT		441-2-1/2 2-1/2" CONDUIT		441-3 3" CONDUIT		441-3-1/2 3-1/2" CONDUIT		441-4 4" CONDUIT		441-5 5" CONDUIT	
	CAT. NO.	UPC NO.	CAT. NO.	UPC NO.	CAT. NO.	UPC NO.	CAT. NO.	UPC NO.	CAT. NO.	UPC NO.	CAT. NO.	UPC NO.
Sheave Pin	25160	25160	25160	25160	25160	25160	25160	25160	25160	25160	25160	25160
Sheave Pin Clip (2)	50302	50302	50302	50302	50302	50302	50302	50302	50302	50302	50302	50302
Sheave	15362	15362	15362	15362	15362	15362	15362	15362	15362	15362	15362	15362
Frame	30184	30184	30359	30359	30189	30189	30364	30364	30346	30346	30194	30194



CAPACITY TABLE

ANGLE OF PULL	CAPACITY TABLE					
	441-2	441-2-1/2	441-3	441-3-1/2	441-4	441-5
15°	1750 lbs. 7.7 kN	1900 lbs. 8.4 kN	6050 lbs. 26.9 kN	6500 lbs. 28.9 kN	6500 lbs. 28.9 kN	6500 lbs. 28.9 kN
30°	900 lbs. 4.0 kN	1000 lbs. 4.4 kN	3150 lbs. 14.0 kN	5050 lbs. 22.4 kN	6500 lbs. 28.9 kN	6500 lbs. 28.9 kN
45°	650 lbs. 2.8 kN	700 lbs. 3.1 kN	2200 lbs. 9.7 kN	3550 lbs. 15.7 kN	5200 lbs. 23.1 kN	6500 lbs. 28.9 kN
60°	500 lbs. 2.2 kN	550 lbs. 2.4 kN	1800 lbs. 8.0 kN	2900 lbs. 12.8 kN	4200 lbs. 18.6 kN	6000 lbs. 26.6 kN
75°	450 lbs. 2.0 kN	500 lbs. 2.2 kN	1600 lbs. 7.1 kN	2600 lbs. 11.5 kN	3650 lbs. 16.2 kN	5500 lbs. 24.4 kN
90°	450 lbs. 2.0 kN	500 lbs. 2.2 kN	1550 lbs. 6.8 kN	2500 lbs. 11.1 kN	3500 lbs. 15.5 kN	5250 lbs. 23.3 kN

Manhole Sheaves for UT2®, Tugger® and Super Tugger®



- High-strength aluminum alloy frame for easy setup.
- Adjustable, a full range of sheave pin positions over the frame length to accommodate most manhole setups.
- 18" (457 mm) diameter aluminum alloy sheaves with 7" (178 mm) minimum radius and 5" (127 mm) width.
- Self-lubricating bearings for easier cable pulling.
- Available in 2 sizes and capacities.
- Select a sheave with maximum rated capacity that meets or exceeds the cable puller's maximum pulling force.

SPECIFICATIONS

Maximum Rated Capacity	671 - 4,000 lbs. (17.8 kN) 6072 - 6,500 lbs. (28.9 kN)
Weight	671 - 104 lbs. (47.2 kg) 6072 - 190 lbs. (86.2 kN)

CAT. NO.	UPC NO.	DESCRIPTION
671	15345	10' (3 m) Manhole Sheave
6072	31395	12' (3.7 m) Manhole Sheave

Nylon Cable Protector



- Fits in the end of conduit to shield the cable from sharp edges as it is being fed through.
- Rugged nylon resists abrasion.

CAT. NO.	UPC NO.	DESCRIPTION
488-2	32928	Nylon Cable Protector for 2" and 2-1/2" conduit
488-3	32929	Nylon Cable Protector for 3" - 6" conduit

SPECIFICATIONS		
Weight	488-2	- 0.08 lbs. (36 g)
	488-3	- 0.2 lbs. (90 g)

Cable Guide



- Position where cables are being pulled over sharp edges.

CAT. NO.	UPC NO.	DESCRIPTION
489	32930	Nylon Cable Guide

SPECIFICATIONS		
Weight	489	- .5 lbs. (227 g)
Size	13" L x 3-1/4" W x 12" radius	

Cable Puller Floor Mount for 640 Tugger® and 6001 Super Tugger®



- Unique floor mounting attachment for quick, reliable setups.
- Heavy-duty welded steel construction for use with all Greenlee 640 & 6001 cable pullers.
- The only approved way to mount a cable puller to a concrete floor. Minimum 3,000 psi (205 bar) concrete required.

CAT. NO.	UPC NO.	DESCRIPTION
6037	35605	Cable Puller Floor Mount with four (4) 35607 wedge anchors
35607	35607	5/8" x 6" (15.9 mm x 152 mm) Wedge Anchor

SPECIFICATIONS		
Maximum Rated Capacity	6,500 lbs. (28.9 kN)	
Weight	2.9 lbs. (1.4 kg)	

Light Base Sheave




- Mounts directly to existing square light pole bolt patterns.
- Slotted mounting holes fit a wide range of bolt circle sizes.
- Tall enough to position sheave above most conduits.
- Rugged welded steel base structure.
- Allows user to install wires into outdoor light bases by pulling horizontally.
- Also can be used to feed wires into vertical light base conduit.

CAT. NO.	UPC NO.	DESCRIPTION
459	89800	Light Base Sheave

SPECIFICATIONS

Overall Height	14-1/2" (368 mm)
Weight	18 lbs. (8.2 kg)
Bolt Circle Capability	7.8" (198 mm) to 14.8" (376 mm) diameter
Maximum Mounting Bolt Dia.	1" (25 mm) diameter at 7.8" (198 mm) bolt circle 1-1/2" (38 mm) at 14.8" (376 mm) bolt circle
Pulling Capacity	500 lbs. (227 kg)

CR25



- Six nylon rollers provide smooth movement of cable and prevent cable damage.
- Pull pin makes opening and closing to insert and remove cables a simple one step operation.
- Adjustment clamp allows the CR25 to be swiveled and/or rotated into any position.
- Heavy duty 12 gauge cold rolled steel construction for durability and zinc dichromate finish prevents corrosion.
- Up to 20 network cables can be pulled at one time.
- Easily attaches to wooden framing members using a lag bolt and the hole in the mounting bracket of the CR25.
- May also be used with coax, NM, small size THHN, and similar cables.

CAT. NO.	UPC NO.	DESCRIPTION
CR25	12211	Cable Roller Guide


SPECIFICATIONS

Roller opening size:	3" (76 mm) square
Weight:	2 lb. (1 kg)



CABLE TRAY ACCESSORIES

Tray-Type Sheaves



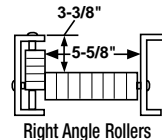
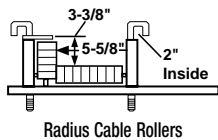
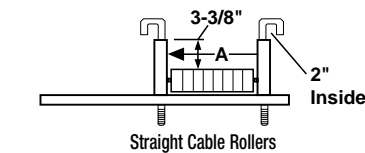
- Steel frame easily attaches to cable tray up to 2" (50.8 mm) thick.
- Helps roll and guide tray pulls.
- Make tray pulls easier.
- 5" (127 mm) wide aluminum alloy sheaves with self lubricating bearings.

CAT. NO.	UPC NO.	DESCRIPTION
658	15332	Tray-Type Sheave
659	19094	Tray-Type Sheave

SPECIFICATIONS

Size	658 – 12" (304.8 mm) long	659 – 22" (558.8 mm) long
Weight	658 – 11 lbs. (5 kg)	659 – 17 lbs. (7.7 kg)

Cable Tray Rollers



- Installed up through the bottom of the tray for easy removal after the cable is installed.
- Individual rollers keep rolling with each cable even after several cables have been installed in the tray.
- Steel ball bearing rollers for long life and less friction.
- Steel welded frame.
- Adjustment slots and universal mounting brackets.

CAT. NO.	UPC NO.	DESCRIPTION
28170	28170	J-Hook

CAT. NO.	UPC NO.	DIMENSION A
2018S	27383	6-5/16" (160.3 mm)
2024S	27384	12-1/2" (317.5 mm)
2030S	27386	18-11/16" (474.7 mm)
2036S	27387	24-7/8" (631.8 mm)

SPECIFICATIONS

Weight	2018S – 8 lbs. (3.6 kg)	2018R – 11 lbs. (5 kg)
	2024S – 10 lbs. (4.5 kg)	2024R – 12 lbs. (5.4 kg)
	2030S – 13 lbs. (5.9 kg)	2030R – 13 lbs. (5.9 kg)
	2036S – 15 lbs. (6.8 kg)	2036R – 14 lbs. (6.3 kg)
	20249R – 41 lbs. (18.6 kg)	20369R – 53 lbs. (24 kg)

CAT. NO.	UPC NO.	DESCRIPTION
----------	---------	-------------

STRAIGHT CABLE ROLLERS

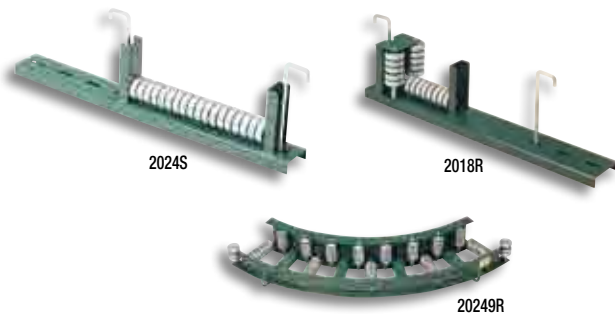
2018S	27383	Straight Cable Roller for 12" - 18" (304.8 - 457.2 mm) wide tray
2024S	27384	Straight Cable Roller for 20" - 24" (508 - 609.6 mm) wide tray
2030S	27386	Straight Cable Roller for 24" - 30" (609.6 - 762 mm) wide tray
2036S	27387	Straight Cable Roller for 30" - 36" (762 - 914.4 mm) wide tray

RADIUS CABLE ROLLERS

2018R	27388	Radius Cable Roller for 12" - 18" (304.8 - 457.2 mm) wide tray
2024R	27389	Radius Cable Roller for 20" - 24" (508 - 609.6 mm) wide tray
2030R	27390	Radius Cable Roller for 24" - 30" (609.6 - 762 mm) wide tray
2036R	27391	Radius Cable Roller for 30" - 36" (762 - 914.4 mm) wide tray

RIGHT ANGLE CABLE ROLLERS

20249R	27392	Right Angle Rollers 24" (609.6 mm) radius 90°
20369R	27393	Right Angle Rollers 36" (914.4 mm) radius 90°



Cable Pulling

USA Tel: 800.435.0786
Fax: 800.451.2632







Canada Tel: 800.435.0786
Fax: 800.524.2853

International Tel: +1.815.397.7070
Fax: +1.815.397.9247

Haines Cable Tray Rollers



- Highly economical system of 1-1/2" steel conduit spindles, high-impact ABS plastic rollers and simple clips.
- Rollers snap in and out of clips fast and easy.
- Mounting clips fit onto the top of most I-Beam and C-Channel trays, so existing wire is not disturbed.
- 8" (203.2 mm) to 48" (1219.2 mm) wide rollers are available, using expandable roller halves and 3" (76.2 mm) PVC conduit.
- Use Greenlee Cable-Cream™ (see p. 172) to lube spindle and roller. This lubricant is compatible with all cable insulation types.

CAT. NO.	UPC NO.	DESCRIPTION	SIZE
31931	31931	Haines Roller 	7" (177.8 mm) wide 6" (152.4 mm) dia.
31925	31925	Expandable Roller Half 	Used to make 8" (203.2 mm) to 48" (1219.2 mm) wide roller
31926	31926	Coupling 	3-1/2" (88.9 mm) dia. 3" (76.2 mm) long
31927	31927	Mounting Clip Steel Conduit 	Use with 1-1/2" Rigid
31930	31930	Spindle (includes End Caps) 	1-1/2" Rigid Conduit x 40" (1016 mm) long
31929	31929	End Cap 	Fits 1-1/2" Rigid Conduit

Rope Stands



- Use to organize and rewind rope.
- Welded steel with washer and spring clip to hold rope reel on stand.

ROPE STAND ROPE LENGTH	UPC NO.	ROPE DIAMETER							
		3/16" 4.8 mm	1/4" 6.4 mm	3/8" 9.5 mm	1/2" 12.7 mm	9/16" 14.3 mm	5/8" 15.9 mm	3/4" 19.1 mm	7/8" 22.2 mm
405 Rope Stand	21546								
250' (76 m) Rope		✓	✓						
600' (182 m) Rope		✓							
406 Rope Stand	21550								
300' (91 m) Rope				✓	✓				
600' (182 m) Rope			✓						
1,000' (305 m) Rope		✓	✓						
3,000' (914 m)									
Conduit Measuring Tape			✓	✓	✓				
Measuring Tape Cat./UPC No.			39243	39244	39245				
644 Rope Stand	15316								
300' (91 m)						✓	✓	✓	
600' (182 m)				✓	✓	✓	✓		
1,200' (365 m)				✓					
5,000' (1524 m)		✓							
654 Rope Stand	34362								
300' (91 m)									✓
600' (182 m)								✓	✓

SPECIFICATIONS

ROPE STAND MODEL	WEIGHT	SPINDLE DIAMETER	MAXIMUM REEL DIAMETER	MAXIMUM REEL WIDTH
405	5.2 lbs (2.4 kg)	1.50" (38 mm)	10"	6"
406	7.8 lbs (3.5 kg)	0.62" (16 mm)	13"	9"
644	11 lbs (5 kg)	1.50" (38 mm)	17"	16"
654	32.1 lbs (14.6 kg)	1.90" (48 mm)	24"	19"

Double-Braided Composite Rope for High Force Cable Pullers



- Custom-made to Greenlee specifications to provide 4:1 Safety Factor required for cable pulling.
- Double-braided inner core with an extra double-braided outer jacket for added strength and less stretch; white with green tracer.
- Rot and mildew resistant.
- Factory spliced eyes at both ends.
- Lowest stretch.
- Select a rope with a maximum rated capacity that meets or exceeds the cable puller's maximum pulling force.



ROPE DIAMETER	ROPE LENGTH	CAT. NO.	UPC NO.	MAXIMUM RATED CAPACITY	AVERAGE BREAKING STRENGTH	WEIGHT LBS. kg	ROPE STAND
FOR THE 805 PULLER							
3/8" (9.5 mm)	300' 91 m	450	23773	1200 lbs. 3.6 kN	3700 lbs. 16.4 kN	14.3 6.5	406
	600' 182 m	451	23775	1200 lbs. 3.6 kN	3700 lbs. 16.4 kN	31.0 14.3	644
	1,200' 365 m	452	23776	1200 lbs. 3.6 kN	3700 lbs. 16.4 kN	60.0 27.2	644
FOR THE UT2 PULLER							
1/2" (12.7 mm)	300' 91 m	455	23774	2,200 lbs. 8.9 kN	10,000 lbs. 44.4 kN	34 15.4	644
	600' 182 m	456	23777	2,200 lbs. 8.9 kN	10,000 lbs. 44.4 kN	75 34	644
FOR THE 640 PULLER							
9/16" (14.3 mm)	300' 91 m	35283	35283	4,000 lbs. 17.8 kN	16,000 lbs. 71.1 kN	28 12.7	644
	600' 182 m	35284	35284	4,000 lbs. 17.8 kN	16,000 lbs. 71.1 kN	63 28.6	644
	1,200' 365 m	35285	35285	4,000 lbs. 17.8 kN	16,000 lbs. 71.1 kN	130 59	†
FOR THE 6001 & 6501 (UT5) PULLER							
3/4" (19.1 mm)	300' 91 m	35098	35098	6,500 lbs. 28.9 kN	26,000 lbs. 115.6 kN	58 26.3	644
	600' 182 m	35100	35100	6,500 lbs. 28.9 kN	26,000 lbs. 115.6 kN	113 51.3	654
	1,200' 365 m	35101	35101	6,500 lbs. 28.9 kN	26,000 lbs. 115.6 kN	230 104.3	†
FOR THE 6800 (UT8) PULLER							
7/8" (22.2 mm)	300' 91 m	34136	34136	8,000 lbs. 35.6 kN	32,000 lbs. 142.3 kN	90 40.8	654
	600' 182 m	34137	34137	8,000 lbs. 35.6 kN	32,000 lbs. 142.3 kN	178 80.7	654
	1,200' 365 m	34138	34138	8,000 lbs. 35.6 kN	32,000 lbs. 142.3 kN	359 163.3	†

† This rope does not fit on a rope stand. Use reel jacks and a spindle to dispense. See pages 376-377

CABLE PULLING LUBRICANTS

Cable Pulling Lubricant Selection Guide



APPLICATION	Clear Lube™	Cable-Cream®	Cable-Gel®	Winter-Gel™	Fiber-Gel™
APPLICATION	Electrical or datacom use. Clear and colorless for easy cleanup.	Electrical use. Heavy Duty lubricant adheres well to cable without messy dripping.	Electrical or datacom use. Cleans up quickly, non-staining. Can be applied by hand or pump.	Electrical or datacom use. Will not freeze until 25°F. Can be applied by hand or pump.	Pumpable and pourable liquid lubricant for light-weight, fast pulling of fiber optic cables. Cleans up easily.
Application Temperature Range (°F)	20°F - 190°F	20°F - 190°F	20°F - 190°F	-25°F - 190°F	20°F - 190°F
Application Temperature Range (°C)	-6°C - 88°C	-6°C - 88°C	-6°C - 88°C	-31°C - 88°C	-6°C - 88°C
Minimum Storage Temperature	30° F/-1 C	30° F/-1 C	30° F/-1 C	-25° F/-31 C	30° F/-1 C
Base	Polymer	Wax	Polymer	Polymer	Polymer
Average Coefficient of Friction*	0.26	0.11	0.18	0.21	0.18
Color	Clear	Yellow	Blue/Green	Blue	Orange
COMPATIBILITY (Cable Type)					
Rubber	✓	✓	✓	✓	✓
Neoprene	✓	✓	✓	✓	✓
Nylon	✓	✓	✓	✓	✓
PVC	✓	✓	✓	✓	✓
High-density or cross linked polyethylene	✓	✓	✓	✓	✓
Low-density polyethylene	✓	✓	✓	✓	✓
Semiconducting jacket	✓	✓	✓	✓	✓
Hypalon	✓	✓	✓	✓	✓

*IEEE 375-2 test procedure) kinetic coefficient of friction tested at 300 lb/ft sidewall bearing pressure

Cable Lubricant Quantity Chart

The following equation is a general guideline to determine the amount of cable lubricant to use for an average cable pull.

$$Q = 0.0015 \times L \times D$$

Where:

Q = Quantity of cable lubricant to use in gallons

L = Length of cable pull in feet

D = Diameter of conduit or duct in inches

If the following situations apply, consider using additional lubricant:

- The cable jacket is hard and/or cable is very stiff.
- The conduit is rough or dirty.
- There are many bends to pull through.
- The percentage of conduit filled by the cable is unusually high.
- The conduit is water filled.

CONDUIT DIAMETER				
PULL LENGTH	1"	2"	3"	4"
200'	0.3 gal.	0.6 gal.	0.9 gal.	1.2 gal.
300'	0.5 gal.	0.9 gal.	1.4 gal.	1.8 gal.
400'	0.6 gal.	1.2 gal.	1.8 gal.	2.4 gal.
600'	0.9 gal.	1.8 gal.	2.7 gal.	3.6 gal.
800'	1.2 gal.	2.4 gal.	3.6 gal.	4.8 gal.
1000'	1.5 gal.	3.0 gal.	4.5 gal.	6.0 gal.

Clear Lube™



LISTED



- Designed for use within electrical or datacom cable pulls.
- Clear and colorless for quick, easy clean-up.
- Environmentally safe, non-hazardous, non-toxic and non-corrosive.
- Easy to apply either by hand, brush or pump.
- Polymer base with no silicon additives.
- Three-year shelf life with no deterioration in lubricant.

CAT. NO.	UPC NO.	DESCRIPTION
CLR-Q	10437	Clear Lube pulling lubricant, 1 quart (.95 l)
CLR-1	10438	Clear Lube pulling lubricant, 1 gallon (3.79 l)
CLR-5	10439	Clear Lube pulling lubricant, 5 gallon (18.93 l)

SPECIFICATIONS

Weight	CLR-Q - 2.3 lbs. (1.0 kg)
	CLR-1 - 7.6 lbs. (3.5 kg)
	CLR-5 - 44.8 lbs. (20.4 kg)
Viscosity	10,000 - 20,000 CPS
PH Range	6.0 - 8.0
Average COF	0.26

Cable-Cream® Cable Pulling Lubricant



LISTED



- Advanced formula, light yellow cream makes pulling faster and easier.
- Compatible with all cable insulation types.
- Dries slowly to a thin, non-conductive, non-hardening residue.
- Adheres well to the cable without messy dripping. Reduces waste.
- Cleans up easily. Non-staining.
- Won't break down or separate after exposure to freezing cold or blistering heat.
- Environmentally safe/non-hazardous.

CAT. NO.	UPC NO.	DESCRIPTION
CRM-Q	35207	Cable-Cream One Quart Squeeze Bottle (.95 l)
CRM-1	35208	Cable-Cream One Gallon (3.79 l)
CRM-5	35209	Cable-Cream 5 Gallons (18.93 l)

SPECIFICATIONS

Weight	CRM-Q - 2.3 lbs. (1 kg)
	CRM-5 - 42 lbs. (19.1 kg)
	CRM-1 - 9.5 lbs. (4.3 kg)
Viscosity	30,000 - 45,000 CPS
PH Range	7.0 - 8.0
Average COF	0.11

Cable-Gel® Cable Pulling Lubricant



LISTED



- Polymer-based, no silicon lubricant offers lower friction and easier pulling.
- Compatible with all cable insulation types.
- Cleans up quickly. Non-staining.
- Higher lubricity than competitive products.
- Will not cement itself to the pipe.
- Dries slowly.
- Can be applied by hand or pump.
- Will not break down or separate after exposure to heat or cold.
- Environmentally safe/non-hazardous.

CAT. NO.	UPC NO.	DESCRIPTION
GEL-Q	35211	Cable-Gel One Quart Squeeze Bottle (.95 l)
GEL-1	35212	Cable-Gel One Gallon (3.79 l)
GEL-5	35213	Cable-Gel 5 Gallons (18.93 l)

SPECIFICATIONS

Weight	GEL-Q - 2.3 lbs. (1 kg)
	GEL-1 - 8.5 lbs. (3.9 kg)
	GEL-5 - 45 lbs. (20.4 kg)
	GEL-55 - 498 lbs. (225.9 kg)
Viscosity	8,000 - 12,000 CPS
PH Range	7.0 - 8.0
Average COF	0.18

Winter-Gel™ Cable Pulling Lubricant



- Winter-Gel will not freeze until -25° F (-31° C).
- Reduces friction for easy pulling.
- Compatible with all cable insulation types.
- Cleans up quickly and easily.
- High lubricity.
- Can be used all year long.
- Environmentally safe.

CAT. NO.	UPC NO.	DESCRIPTION
----------	---------	-------------

WGEL-Q	35215	Winter-Gel Pulling Lube One Quart Squeeze Bottle (.95 l)
WGEL-1	35216	Winter-Gel Pulling Lube One Gallon (3.79 l)
WGEL-5	35217	Winter-Gel Pulling Lube 5 Gallons (18.93 l)

SPECIFICATIONS

Weight	WGEL-Q - 2.3 lbs. (1 kg)
	WGEL-1 - 9 lbs. (4.1 kg)
	WGEL-5 - 44 lbs. (20 kg)
Viscosity	10,000 - 14,000 CPS
PH Range	7.0 - 8.0
Average COF	0.21

Fiber-Gel™ Cable Pulling Lubricant



- Synthetic gel is specially designed for lightweight fast pulling of fiber optic cables.
- Compatible with all cable jackets.
- Cleans up easily.
- Environmentally safe.
- Operating range from 32° - 190° F (0°C - 88°C).
- Compatible with pre-lubricated innerducts.
- Dries slowly and leaves a long-lasting lubricating film.

CAT. NO.	UPC NO.	DESCRIPTION
----------	---------	-------------

FIBR-Q	02040	Fiber-Gel One Quart Squeeze Bottle (.95 l)
FIBR-1	02041	Fiber-Gel One Gallon (3.79 l)
FIBR-5	02045	Fiber-Gel 5 Gallons(18.93 l)

SPECIFICATIONS

Weight	FIBR-Q - 2.3 lbs. (1 kg)
	FIBR-1 - 8.5 lbs. (3.9 kg)
	FIBR-5 - 45 lbs. (20.4 kg)
Viscosity	2,000 - 3,000 CPS
PH Range	7.0 - 8.0
Average COF	0.18

SWABS, BRUSHES, MANDRELS & SWIVELS

Lube Spreader Swab



- Spreads a coat of wire lubricant in duct before installation of cable.
- Cleans mud, dirt, and light debris from duct before pulling.
- Tapered shape permits bi-directional use.
- Will not damage inner walls of duct.

CAT. NO.	UPC NO.	DUCT SIZE		MAXIMUM DISK SIZE		MAXIMUM RATED CAPACITY		WEIGHT	
		INCH	mm	INCH	mm	LBS.	kN	LBS.	kg
16854	16854	2	50.8	1.75	44.5	4800	21.3	.5	.23
16856	16856	2.5	63.5	2.25	57.2	4800	21.3	.6	.27
16857	16857	3	76.2	2.75	69.9	4800	21.3	1.5	.68
16858	16858	3.5	88.9	3.25	82.6	4800	21.3	2.0	.91
16859	16859	4	102	3.75	95.3	4800	21.3	2.5	1.13
17370	17370	5	127	4.75	120.7	4800	21.3	3.5	1.59
17571	17571	6	152	5.75	146.1	4800	21.3	4.0	1.81

Wire Duct Brush



- Flat steel bristles for maximum cleaning of sand, grit and light obstructions from duct.
- Pulling eye on one end and smaller twisted eye on the other end for tailing line allows bi-directional use.
- Can be pulled to loosen dried material before using mandrels or spreader swabs.

CAT. NO.	UPC NO.	DUCT SIZE		MINIMUM DIAMETER		MAXIMUM RATED CAPACITY		WEIGHT	
		INCH	mm	INCH	mm	LBS.	kN	LBS.	kg
39274	39274	2	50.8	1.87	47.5	200	.89	.83	.38
39276	39276	2.5	63.5	2.38	60.5	200	.89	.83	.38
39278	39278	3	76.2	2.87	72.9	200	.89	.83	.38
39280	39280	3.5	88.9	3.38	85.9	200	.89	.90	.41
39282	39282	4	102	3.87	98.3	200	.89	.95	.43
39284	39284	5	127	4.87	123.7	200	.89	1.15	.52
39286	39286	6	152	5.87	149.1	200	.89	1.28	.58

Flexible Mandrel



- Useful for cleaning out mud, dirt, and light obstacles from ducts before installation of cable.
- Can be used around tight bends due to convex contacts between disks.
- Tapered profile allows pulling in either direction. Pulling eyes on both ends.
- Polyurethane disks do not damage inner walls of duct.

CAT. NO.	UPC NO.	DUCT SIZE		MAXIMUM DISK SIZE		MAXIMUM RATED CAPACITY		WEIGHT	
		INCH	mm	INCH	mm	LBS.	kN	LBS.	kg
39265	39265	2	50.8	1.88	47.7	2330	10.3	1	.45
39263	39263	2.5	63.5	2.19	55.6	2330	10.3	1	.45
39261	39261	3	76.2	2.81	71.4	2330	10.3	1.5	.68
39259	39259	3.5	88.9	3.25	82.5	4800	21.3	3.5	1.59
39257	39257	4	102	3.75	95.3	4800	21.3	4.5	2.04
39255	39255	5	127	4.69	119.1	4800	21.3	6	2.72
39288	39288	6	152	5.81	147.5	4800	21.3	8.5	3.85

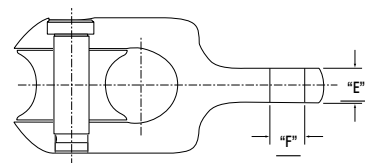
Rope-to-Swivel Connectors



- Rope-to-swivel connectors connect the cable pulling rope, up to 1" (254 mm) in diameter, to the pulling swivel.
- Makes connecting the pulling rope and the pulling swivel easier.
- Connectors feature a removable sheave for rope eye.
- Select the connector with a maximum rated capacity that meets or exceeds the cable puller's maximum pulling force.

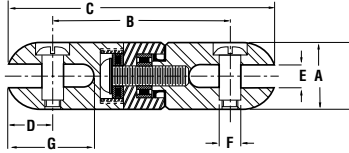
CAT. NO.	UPC NO.	MAX. RATED CAPACITY IN CONDUIT		MAX. RATED CAPACITY OVERHEAD		DIAMETER		LENGTH		"E"		"F"		USE ON SWIVEL
		LBS.	kN	LBS.	kN	IN.	mm	IN.	mm	IN.	mm	IN.	mm	
39905	39905	5,000	22.2	3,000	13.3	2	50.8	4-11/16	119	7/16	11.12	13/32	10.32	39107
39904	39904	7,000	31.1	4,200	18.6	2	50.8	4-11/16	119	1/2	12.7	1/2	12.7	39108
39903	39903	10,000	44.4	6,000	26.6	2	50.8	4-11/16	119	9/16	14.3	5/8	15.9	39109
39902	39902	10,000	44.4	6,000	26.6	2	50.8	4-11/16	119	11/16	17.5	11/16	17.5	39110

CAT. NO.	UPC NO.	DESCRIPTION
39849	39849	(R) Sheave
39850	39850	(R) Sheave Pin



(R) = REPLACEMENT PART (A) = ACCESSORY

Swivels

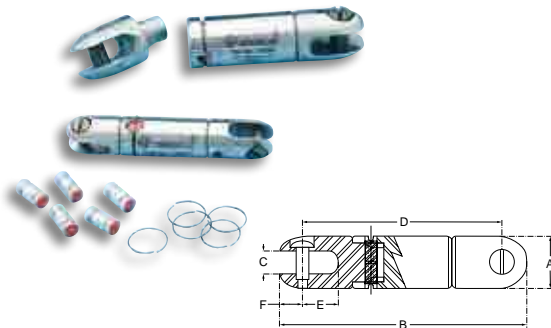


- Helps eliminate winding and tangling of rope and cable during pull.
- Connects grip and pulling rope.
- All stainless steel body construction.
- Efficient thrust and roller bearing construction allows smooth rotation, even under full load.
- Clevis pins are "shoulder bolt" style, so load on both sides of clevis is taken on the shoulder, not on the thread.
- Select the swivel with a maximum rated capacity that meets or exceeds the cable puller's maximum pulling force.

CAT. NO.	UPC NO.	MAXIMUM RATED CAPACITY		A DIAMETER		B		C		D		E		F DIAMETER		G		WEIGHT		REPLACEMENT* PIN KIT UPC NO.
		LBS.	KN	INCH	mm	INCH	mm	INCH	mm	INCH	mm	INCH	mm	INCH	mm	INCH	mm	LBS.	kg	
39106	39106	2,250	11.1	7/8	22.2	2-5/8	66.7	3-1/2	88.9	7/16	11.1	3/8	9.5	5/16	7.9	31/32	24.6	.4	.16	39112
39107	39107	5,000	22.2	1-1/4	31.8	3-1/16	77.8	4-1/8	104.5	17/32	13.5	1/2	12.7	13/32	10.3	1-9/32	32.5	1.0	.45	39113
39108	39108	7,000	31.1	1-3/8	34.9	3-9/32	83.3	4-17/32	115.1	5/8	15.9	9/16	14.3	1/2	12.7	1-3/8	34.9	1.0	.45	39114
39109	39109	10,000	44.4	1-5/8	41.3	3-15/16	100	5-7/16	138.1	3/4	19.1	5/8	15.9	5/8	15.9	1-23/32	43.7	2.0	.91	39115
39110	39110	15,000	66.7	2	50.8	4-11/16	119.1	6-9/16	166.7	15/16	23.8	3/4	19.1	11/16	17.5	2	50.8	4.0	1.81	39116
39111	39111	25,000	111.2	2-3/8	60.3	5-11/16	144.5	8-7/16	214.3	1-3/16	30.2	1	25.4	7/8	22.2	2-25/32	70.6	7.0	3.18	39117

* Replacement Pin Kits contain two (2) Replacement Pins

Breakaway Swivels



- Acts as a mechanical fuse, breaking away at a preset load to prevent damage to expensive cable.
- Breakaway pins can be replaced to change breakaway values.

BREAKAWAY PIN KITS

CAT. NO.	UPC NO.	BREAKING POINT LBS.	BREAKING POINT KN	COLOR CODE	USE WITH
39294	39294	200 lbs.	0.9 kN	WHITE	
39295	39295	400 lbs.	1.8 kN	YELLOW	39290
39296	39296	600 lbs.	2.7 kN	ORANGE	5/8" Swivel
39297	39297	675 lbs.	3.0 kN	BLACK	
39302	39302	200 lbs.	0.9 kN	WHITE	
39303	39303	400 lbs.	1.8 kN	YELLOW	39298
39304	39304	600 lbs.	2.7 kN	ORANGE	7/8" Swivel
39306	39306	800 lbs.	3.6 kN	GREY	
39308	39308	1000 lbs.	4.4 kN	RED	


BREAKAWAY SWIVEL BODY ONLY

CAT. NO.	UPC NO.	A		B		C		D		E		F	
		INCH	mm	INCH	mm	INCH	mm	INCH	mm	INCH	mm	INCH	mm
39290	39290	5/8	15.9	3-7/32	81.8	9/32	7.1	2-23/32	69.1	7/16	11.1	1/4	6.4
39298	39298	7/8	22.2	4-7/32	107.2	3/8	9.5	3-11/32	84.9	17/32	13.5	5/16	7.9

* Pins sold in bags of 10 only. * Breakaway values are ±15%.


Rope Clevis

For forged eye grips



578

For forged eye grips



579

For flexible eye grips



678

- Removable bolt and rope sheave.
- Removable grip eye bolt.
- Select the clevis with a rating that meets or exceeds the cable puller's maximum pulling force.
- Removable sheave for rope eye.

CAT. NO. UPC NO. DESCRIPTION


578	31910	Rope Clevis
579	31905	Rope Clevis
678	19524	Rope Clevis

SPECIFICATIONS

Maximum Rated Capacity	Weight	Length	Width	Inside Diameter
578 – 6,500 lbs. (28.9 kN)	0.9 lbs. (408 g)	3.0" (76 mm)	1.406" (36 mm)	1.25" (32 mm)
579 – 10,000 lbs. (44.4 kN)	1.3 lbs. (589 g)	3.5" (89 mm)	1.84" (47 mm)	1.5" (38 mm)
678 – 6,500 lbs. (28.9 kN)	1.3 lbs. (589 g)	3.5" (89 mm)	1.75" (44 mm)	0.94" (24 mm)

GRIPS

Set Screw Clamp Pulling Grips



Each grip has two opposed set screws that provide positive locking. Openings in wire grip should be 50% filled with wire to assure slip-proof grip.

- Use to pull in 2" (50.8 mm) or larger conduit.
- Type of pulls: heavy, long runs. (629)
- Type of pull: light and medium. (504)
- Type of grip: Flexible eye 1/4" (6.4 mm-629) (6.3 mm-504) diameter galvanized steel aircraft cable connected to 2 cable receptacles with 5/8" (15.9 mm) diameter opening and 2 clamping set screws.
- Select pulling grips with a maximum-rated capacity that meets or exceeds the cable puller's maximum pulling force.
- Minimum cable diameter is 3/8".

CAT. NO.	UPC NO.	DESCRIPTION
504	23665	Set Screw Clamp-Type Pulling Grip
629	31855	Pulling Grip with Clevis includes 624S, 624L and 678 clevis - 4 clamp
624	31908	Pulling Grip includes 624S and 624L - 2 clamp each
624S	31866	Short Pulling Grip - 2 Clamp
624L	31867	Long Pulling Grip - 2 Clamp
51208	51208	Grip Allen Wrench
52352	52352	Grip Set Screw (2 per clamp), 629 and 624 - 8 for each grip 624L and 624S - 4 for each grip.


SPECIFICATIONS

Maximum Rated Capacity	Weight
540 – 6,500 lbs. (28.9 kN)	540 – 5 lbs. (2.3 kg)
629 – 6,500 lbs. (28.9 kN)	629 – 5 lbs. (2.3 kg)
624 – 6,500 lbs. (28.9 kN)	624 – 3.5 lbs. (1.5 kg)
624S – 3,250 lbs. (14.5 kN)	624S – 2 lbs. (.9 kg)
624L – 3,250 lbs. (14.5 kN)	624L – 2.1 lbs. (1 kg)

SPECIFICATIONS

Capacity	1,750 lbs. (7.7 kN)
Weight	1.2 lbs. (.5 kg)
Size	Receptacle - 5/8" (15.9 mm)

Cable Preparation Instructions for Set Screw Clamp-Type Pulling Grips



Strip cable approximately 3" (76 mm) of insulation off the end of the cable to be pulled. **NOTE:** The grip head should not be more than 60% filled nor less than 40% filled to assure that the set screw does not project above the surface of the grip body when the set screws are tightened down.

The central core should be clipped away and the outer strands used in the grip head.

Using the Allen Wrench provided, back out the set screws far enough to accommodate the stripped cables.

Insert the bare wire strands into the grip head as far as they will go.

Tighten both set screws in each grip securely against the conductors.

CAUTION: If the set screws extend above the surface of the gripping head, damage to the conduit could result. To prevent this, wrap the head with electrical tape.

Pulling Grip Selection Guide

How to select correct pulling grip:

1. Select the type of grip needed.
2. Select the size of grip needed (see below).
3. Select a grip with maximum rated capacity that meets or exceeds the cable puller's maximum pulling force.

1. SELECT THE TYPE OF GRIP NEEDED.

GRIP TYPE	DESCRIPTION	TYPE OF EYE	SIZE RANGE DIA. INCHES (mm)	MAX. RATED CAPACITY – LBS. (kN)	USE TO PULL
Junior Grips	Single weave galvanized steel mesh	Flexible	.19-1.24 (4.8-31.5)	708 (3.5)	In conduit or tray – Building wire by hand.
Light Duty Grips	Single weave galvanized steel mesh	Flexible	.50-3.99 (12.7-101.3)	2940 (13.1)	In conduit or tray – Light-duty applications, short easy runs.
T-Type Grips	Double weave galvanized steel mesh	Flexible	.50-3.99 (12.7-101.3)	6200 (27.6)	In conduit or tray – Medium-duty applications
K-Type Grips	Double weave galvanized steel mesh	Rotating forged	.50-6.99 (12.7-177.5)	9600 (42.7)	In conduit or tray – Heavy-duty applications, long hard runs.
Multiple Strength Grips	Triple to double to single weave galvanized steel mesh	Rotating forged	.25-3.99 (6.4-101.3)	9600 (42.7)	Overhead transmission lines – Bare or insulated conductors, wire rope.
Slack Grips Rod Closing	Double weave galvanized steel mesh – rod closing – offset eye	Flexible	.50-3.99 (12.7-101.3)	2400 (10.7)	Where end of conductor is not available. Can be pulled straight only, rod will not flex.

2. SELECT THE SIZE OF GRIP NEEDED.

After determining the type of grip needed, measure the diameter of the cable being pulled. If pulling more than one cable "of the same diameter," refer to chart below for required grip diameter range. If pulling more than one cable "of different diameters," bundle cables together, measure the circumference

and refer to the chart on bottom of this page for required grip diameter range. Once the cable diameter or required grip diameter is determined, refer to individual chart for type of grip chosen to locate Catalog/UPC number.

CABLES WITH THE SAME DIAMETER IN ONE GRIP*

2 CABLES DIA. EACH IN./(mm)	3 CABLES DIA. EACH IN./(mm)	4 CABLES DIA. EACH IN./(mm)	5 CABLES DIA. EACH IN./(mm)	6 & 7 CABLES DIA. EACH IN./(mm)	8 CABLES DIA. EACH IN./(mm)	9 CABLES DIA. EACH IN./(mm)	REQUIRED GRIP DIAMETER IN./(mm)
.30-.38/(7.6-9.7)	.25-.31/(6.4-7.9)	.22-.27/(5.6-6.9)	.19-.24/(4.8-6.1)	.17-.22/(4.3-5.6)	.15-.19/(3.8-6.1)	.14-.18/(3.6-4.6)	.50-.61/(12.7-15.5)
.38-.44/(9.7-11.2)	.31-.36/(7.9-9.1)	.27-.31/(6.9-7.9)	.24-.29/(6.1-7.4)	.22-.26/(5.6-6.6)	.19-.23/(6.1-5.8)	.18-.21/(4.6-5.3)	.62-.74/(15.7-18.8)
.44-.59/(11.2-15.0)	.36-.49/(9.1-12.4)	.31-.42/(7.9-10.7)	.29-.38/(7.4-9.7)	.26-.34/(6.6-8.6)	.23-.31/(5.8-7.9)	.21-.28/(5.3-7.1)	.75-.99/(19.1-25.1)
.59-.75/(15.0-19.1)	.49-.63/(12.4-16.0)	.42-.54/(10.7-13.7)	.38-.48/(9.7-12.2)	.34-.43/(8.6-10.9)	.31-.39/(7.9-9.9)	.28-.35/(7.1-8.9)	1.00-1.24/(25.4-31.5)
.75-.90/(19.1-22.9)	.63-.76/(16.0-19.3)	.54-.65/(13.7-16.5)	.48-.58/(12.2-14.7)	.43-.52/(10.9-13.2)	.39-.46/(9.9-11.7)	.35-.42/(8.9-10.7)	1.25-1.49/(31.8-37.8)
.90-1.07/(22.9-27.2)	.76-.89/(19.3-22.6)	.65-.77/(16.5-19.6)	.58-.67/(14.7-17.0)	.52-.60/(13.2-15.2)	.46-.54/(11.7-13.7)	.42-.49/(10.7-12.4)	1.50-1.74/(38.1-44.2)
1.07-1.22/(27.2-31.0)	.89-1.02/(22.6-25.9)	.77-.88/(19.6-22.4)	.67-.77/(17.0-19.6)	.60-.69/(15.2-17.5)	.54-.62/(13.7-15.7)	.49-.56/(12.4-14.2)	1.75-1.99/(44.5-50.5)
1.22-1.53/(31.0-39.9)	1.02-1.28/(25.9-32.5)	.88-1.10/(22.4-27.9)	.77-.96/(19.6-24.2)	.69-.86/(17.5-21.8)	.62-.77/(15.7-19.6)	.56-.71/(14.2-18.0)	2.00-2.49/(50.8-63.2)
1.53-1.83/(38.9-46.5)	1.28-1.53/(32.5-38.9)	1.10-1.32/(27.9-33.5)	.96-1.16/(24.2-29.5)	.86-1.03/(21.8-26.2)	.77-.93/(19.6-23.6)	.71-.85/(18.0-21.6)	2.50-2.99/(63.5-75.9)
1.83-2.14/(46.5-54.4)	1.53-1.79/(38.9-45.5)	1.32-1.54/(33.5-39.1)	1.16-1.35/(29.5-34.3)	1.03-1.20/(26.2-30.5)	.93-1.08/(23.6-27.4)	.85-.99/(21.6-25.1)	3.00-3.49/(76.2-88.6)
2.14-2.44/(54.4-62.0)	1.79-2.05/(45.5-52.0)	1.54-1.76/(39.1-44.7)	1.35-1.54/(34.3-39.1)	1.20-1.37/(30.5-34.8)	1.08-1.24/(27.4-31.5)	.99-1.13/(25.1-28.7)	3.50-3.99/(88.9-101.3)
2.44-2.75/(62.0-69.9)	2.05-2.30/(52.0-58.4)	1.76-1.98/(44.7-50.3)	1.54-1.74/(39.1-44.2)	1.37-1.55/(34.8-39.4)	1.24-1.39/(31.5-35.3)	1.13-1.27/(28.7-32.3)	4.00-4.49/(101.6-114.0)
2.75-3.06/(69.9-77.7)	2.30-2.56/(58.4-65.0)	1.98-2.20/(50.3-55.9)	1.74-1.93/(44.2-49.0)	1.55-1.72/(39.4-43.7)	1.39-1.55/(35.3-39.4)	1.27-1.41/(32.3-35.8)	4.50-4.99/(114.3-126.7)

* Split grips require the next larger size.

MEASURE THE CIRCUMFERENCE OF THE WIRE BUNDLE

CIRCUMFERENCE RANGE		REQUIRED GRIP DIAMETER	
INCH	mm	INCH	mm
1.57- 1.95	39.9- 49.5	.50- .61	12.7- 15.5
1.95- 2.36	49.5- 59.9	.62- .74	15.8- 18.8
2.36- 3.14	59.9- 79.8	.75- .99	19.1- 25.1
3.14- 3.93	79.8- 99.8	1.00-1.24	25.4- 31.5
3.93- 4.71	99.8-119.6	1.25-1.49	31.8- 37.8
4.71- 5.50	119.6-139.7	1.50-1.74	38.1- 44.2
5.50- 6.28	139.7-159.5	1.75-1.99	44.5- 50.5
6.28- 7.85	159.5-199.4	2.00-2.49	50.8- 63.2
7.85- 9.42	199.4-239.3	2.50-2.99	63.5- 75.9
9.42-11.00	239.3-279.4	3.00-3.49	76.2- 88.6
11.00-12.57	279.4-319.3	3.50-3.99	88.9-101.3
12.57-14.14	319.3-359.2	4.00-4.49	101.6-114.0
14.14-15.71	359.2-399.0	4.50-4.99	114.3-126.7

Basket-Type Pulling Grip Sets




- Handy set gives you the size range you need.
- Have the correct grip on the job and save time.

CAT. NO.	UPC NO.	DESCRIPTION
30758	30758	Building Wire Junior Grip Set - diameter range .25" - 1.24" (6.4 - 31.5 mm). Consists of 30588, 30590, 30592, and 30594, 30584, 30586.
597	31482	T-Type Grip Set - diameter range .75" - 1.99" (19 - 50.5 mm). Consists of 30576, 30578, and 31010.
598	31483	T-Type Grip Set - diameter range 1.50" - 2.99" (38.1 - 75.9 mm). Consists of 31010, 30580 and 31012.
599	31484	T-Type Grip Set - diameter range .75" - 2.99" (19 - 75.9 mm). Consists of 30576, 30578, 31010, 30580 and 31012.

SPECIFICATIONS

Capacity	30758 - (2) #14 to 4-1/0, .25" - 1.24" (6.4 - 31.5 mm) diameter 597 - 3-1/0 to 250 MCM, .75" - 1.99" (1.9 - 50.5 mm) diameter 598 - 3-350 MCM to 3-750 MCM, 1.50" - 2.99" (38.1 - 75.9 mm) diameter 599 - 3-1/0 to 3-750 MCM, .75" - 2.99" (1.9 - 75.9 mm) diameter
Weight	30758 - 1.2 lbs. (.5 kg) 597 - 6 lbs. (2.7 kg) 598 - 9.9 lbs. (4.5 kg) 599 - 13 lbs. (5.9 kg)

Junior Basket-Type Pulling Grips



- Use to pull in: conduit or tray.
- Type of pulls: building wire manually.
- Type of grip: single weave galvanized steel mesh with flexible pulling eye.
- Select the grip with a maximum rated capacity that meets or exceeds the cable puller's maximum pulling force.

CAT. NO.	UPC NO.	CABLE DIAMETER RANGE		MAXIMUM RATED CAPACITY		EYE LENGTH		MESH LENGTH	
		INCH	mm	LBS.	kN	INCH	mm	INCH	mm
30596	30596	.19 - .24	4.8 - 6.1	80	.3	3-1/4	82.6	4-1/4	108
30584	30584	.25 - .36	6.2 - 9.1	90	.4	3-1/4	82.6	4-1/4	108
30586	30586	.37 - .49	9.2 - 12.6	180	.8	3-3/4	95.3	7	177.8
30588	30588	.50 - .61	12.7 - 15.50	260	1.1	4-1/4	108	8-1/2	215.9
30590	30590	.62 - .74	15.6 - 18.9	390	1.7	5	127	10	254
30592	30592	.75 - .99	19 - 25.3	560	2.4	5-3/4	146	10	254
30594	30594	1.00 - 1.24	25.4 - 31.5	780	3.4	6-1/2	165.1	11-1/2	292.1

Light-Duty Basket-Type Pulling Grips



- Use to pull in: conduit or tray.
- Type of pulls: light-duty, short, easy runs.
- Type of grip: single weave galvanized steel mesh with flexible pulling eye.
- Select the grip with a maximum rated capacity that meets or exceeds the cable puller's maximum pulling force.

CAT. NO.	UPC NO.	CABLE DIAMETER RANGE		MAXIMUM RATED CAPACITY		EYE LENGTH		MESH LENGTH		
		INCH	mm	LBS.	kN	INCH	mm	INCH	mm	
STANDARD										
30536	30536	.50 - .61	12.7 - 15.5	560	2.5	5	127	16	406.4	
30538	30538	.62 - .74	15.6 - 18.9	560	2.5	5	127	16	406.4	
30540	30540	.75 - .99	19.0 - 25.3	800	3.5	6	152.4	20	508	
30542	30542	1.00 - 1.24	25.4 - 31.5	1360	6	7	177.8	20	508	
30544	30544	1.25 - 1.49	31.6 - 38	1360	6	7	177.8	21	533.4	
30546	30546	1.50 - 1.99	38.1 - 50.7	1360	6	8	203.2	23	584.2	
30548	30548	2.00 - 2.49	50.8 - 63.4	1700	7.5	9	228.6	25	635	
30550	30550	2.50 - 2.99	63.5 - 76.1	2120	9.4	9	228.6	27	685.8	
30552	30552	3.00 - 3.49	76.2 - 88.8	2940	13	10	254	30	762	
30554	30554	3.50 - 3.99	88.9 - 101.3	2940	13	10	254	32	812.8	

T-Basket-Type Pulling Grips



- Use to pull in: conduit or tray.
- Type of pulls: medium-duty.
- Type of grip: double weave galvanized steel mesh with flexible pulling eye.
- Select the grip with a maximum rated capacity that meets or exceeds the cable puller's maximum pulling force.

CAT. NO.	UPC NO.	CABLE DIAMETER RANGE		MAXIMUM RATED CAPACITY		EYE LENGTH		MESH LENGTH		
		INCH	mm	LBS.	kN	INCH	mm	INCH	mm	
SHORT										
30558	30558	.50 - .61	12.7 - 15.5	900	4	8	203.2	21	533.4	
30560	30560	.62 - .74	15.6 - 18.9	1120	4.9	8	203.2	24	610	
30562	30562	.75 - .99	19.0 - 25.3	1360	6	9	228.6	24	610	
30564	30564	1.00 - 1.49	25.4 - 38.0	1920	8.7	9	228.6	24	610	
30566	30566	1.50 - 1.99	38.1 - 50.7	3280	14.5	11	279.4	24	610	
30568	30568	2.00 - 2.49	50.8 - 63.3	3700	16.4	12	304.8	24	610	
30570	30570	2.50 - 2.99	63.5 - 76.1	4900	21.7	12	304.8	24	610	
30572	30572	3.00 - 3.49	76.2 - 88.8	4900	21.7	14	355.6	24	610	
30574	30574	3.50 - 3.99	88.9 - 101.3	6200	27.5	14	355.6	26	660.4	
STANDARD										
30576	30576	.75 - .99	19.0 - 25.3	1360	6	9	228.6	36	914.4	
30578	30578	1.00 - 1.49	25.4 - 38.0	1920	8.7	9	228.6	36	914.4	
31010	31010	1.50 - 1.99	38.1 - 50.7	3280	14.5	11	279.4	36	914.4	
30580	30580	2.00 - 2.49	50.8 - 63.3	3700	16.4	12	304.8	36	914.4	
31012	31012	2.50 - 2.99	63.5 - 76.1	4900	21.7	12	304.8	36	914.4	
30582	30582	3.00 - 3.49	76.2 - 88.8	4900	21.7	14	355.6	36	914.4	
31014	31014	3.50 - 3.99	88.9 - 101.3	6200	27.5	14	355.6	40	1016	

K Basket-Type Pulling Grips



- Use to pull in: conduit or tray.
- Type of pulls: heavy-duty, long, hard runs.
- Type of grip: double-weave galvanized steel mesh with flexible pulling eye.
- Select the grip with a maximum rated capacity that meets or exceeds the cable puller's maximum pulling force.

CAT. NO.	UPC NO.	CABLE DIAMETER RANGE		MAXIMUM RATED CAPACITY		EYE LENGTH		MESH LENGTH		ROTATING EYE DIA.	
		INCH	mm	LBS.	kN	INCH	mm	INCH	mm	INCH	mm
STANDARD											
30442	30442	.50 - .61	12.7 - 15.5	1120	4.9	5	127	16	406.4	7/8	22.2
30998	30998	.62 - .74	15.6 - 18.9	1360	6	5	127	16	406.4	7/8	22.2
30460	30460	.75 - .99	19.0 - 25.3	1920	8.5	6	152.4	32	812.8	1	25.4
31000	31000	1.00 - 1.49	25.4 - 38.0	3280	14.5	7	177.8	33	838.2	1-3/8	34.9
30462	30462	1.50 - 1.99	38.1 - 50.7	3280	14.5	7	177.8	34	863.6	1-3/8	34.9
31002	31002	2.00 - 2.49	50.8 - 63.3	5440	24.1	9	228.6	36	914.4	1-5/8	41.2
30464	30464	2.50 - 2.99	63.5 - 76.1	6600	29.3	10	254	38	965.2	1-7/8	47.6
31004	31004	3.00 - 3.49	76.2 - 88.8	8200	36.5	10	254	39	990.6	1-7/8	47.6
30466	30466	3.50 - 3.99	88.9 - 101.5	9600	42.7	10	254	41	1041.4	1-7/8	47.6
31006	31006	4.00 - 4.49	101.6 - 114.2	9600	42.7	10	254	42	1066.8	1-7/8	47.6
30468	30468	4.50 - 4.99	114.3 - 126	9600	42.7	10	254	58	1473.2	1-7/8	47.6
30470	30470	5.00 - 5.99	127 - 152.3	9600	42.7	10	254	60	1524	1-7/8	47.6

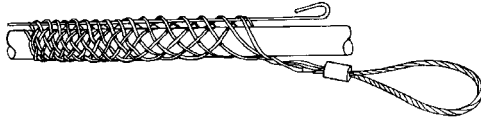
Multiple Strength Basket-Type Pulling Grips with Rotating Forged Eye



- Use to pull overhead transmission lines, bare or insulated conductors and wire rope.
- Type of pulls: heavy-duty, long distance.
- Triple, to double, to single weave galvanized steel mesh with rotating forged eye.
- Color coded for easy size identification.
- Select the grip with a maximum rated capacity that meets or exceeds the cable puller's maximum pulling force.

CAT. NO.	UPC NO.	CABLE DIAMETER RANGE		MAXIMUM RATED CAPACITY		COLOR CODE	EYE LENGTH		MESH LENGTH		ROTATING EYE DIAMETER	
		INCH	mm	LBS.	kN		INCH	mm	INCH	mm	INCH	mm
30474	30474	.25 - .49	12.7 - 15.5	1360	6	Dark Green	5	127	26	660.4	7/8	22.3
30476	30476	.50 - .74	15.6 - 18.9	2000	8.8	Brown	6	152.4	32	812.8	1	25.4
30478	30478	.75 - .99	19.0 - 25.3	2880	12.8	Light Blue	6	152.4	41	1041.4	1	25.4
30480	30480	1.00 - 1.24	25.4 - 31.5	4920	21.8	Gold	8	203.2	52	1320.8	1-3/8	34.9
30482	30482	1.25 - 1.49	31.6 - 38.0	6120	27.2	Black	8	203.2	56	1422.4	1-5/8	41.2
30484	30484	1.50 - 1.74	38.1 - 44.3	6120	27.2	Red	9	228.6	60	1524.0	1-7/8	47.6
30486	30486	1.75 - 2.24	44.4 - 56.9	9600	42.7	Dark Blue	10	254	70	1778.0	1-7/8	47.6
30502	30502	2.00 - 2.49	50.8 - 63.4	9600	42.7	Yellow	10	254	50	1270	1-7/8	47.6
30504	30504	2.50 - 2.99	63.5 - 76.1	9600	42.7	Orange	10	254	52	1320.8	1-7/8	47.6
30506	30506	3.00 - 3.49	76.2 - 88.8	9600	42.7	Aluminum	10	254	54	1371.6	1-7/8	47.6
30508	30508	3.50 - 3.99	88.9 - 101.3	9600	42.7	Light Green	10	254	56	1422.4	1-7/8	47.6

Split Mesh Rod Closing Basket-Type Slack Pulling Grips



- Use to pull when the end of the conductor is not available.
- Type of pulls: light and straight. The rod will not flex around bends.
- Single weave galvanized steel mesh with rod closing and an offset flexible eye.
- Select the grip with a maximum rated capacity that meets or exceeds the cable puller's maximum pulling force.

CAT. NO.	UPC NO.	CABLE DIAMETER RANGE		MAXIMUM RATED CAPACITY		EYE LENGTH		MESH LENGTH	
		INCH	mm	LBS.	kN	INCH	mm	INCH	mm
30658	30658	.50 - .61	12.7 - 15.50	300	1.3	7	177.8	6	152.4
31024	31024	.62 - .74	15.6 - 18.9	360	1.6	7	177.8	8	203.2
30660	30660	.75 - .99	19 - 25.3	440	1.9	7	177.8	10	254
31026	31026	1.00 - 1.24	25.4 - 31.5	680	3	8	203.2	12	304.8
30662	30662	1.25 - 1.49	31.6 - 38.0	900	4	8	203.2	14	355.6
31028	31028	1.50 - 1.74	38.1 - 44.3	1160	5.1	9	228.6	15	381
30664	30664	1.75 - 1.99	44.4 - 50.7	1520	6.7	10	254	16	406.4
31030	31030	2.00 - 2.49	50.8 - 63.4	1800	8	10	254	19	482.6
30666	30666	2.50 - 2.99	63.5 - 76.1	2200	9.7	10	254	20	508
31032	31032	3.00 - 3.49	76.2 - 88.8	2400	10.6	12	304.8	21	533.4
30668	30668	3.50 - 3.99	88.9 - 101.3	2400	10.6	12	304.8	24	610

NOTE: Rope is a very critical link in the cable pulling system. See page 387 for proper pulling rope selection.

International Tel: +1.815.397.7070
Fax: +1.815.397.9247

Canada Tel: 800.435.0786
Fax: 800.524.2853

USA Tel: 800.435.0786
Fax: 800.451.2632

Wire & Cable Termination

If you need to cut, crimp or strip, Greenlee has the tool – from ratchet-style to battery-powered. Use our cable cutter selection guide and cross-reference charts to choose the right high-quality, hand-held tool that makes your job faster and easier time after time, cut after cut, crimp after crimp.

FEATURED Products

185



NEW-E12CCX
Battery-Powered
Cable Crimper

194



NEW-ETS12
Battery-Powered
Bolt Cutter

206



NEW-HKL1232 12-Ton
Manual Hydraulic
Crimping Tool

211



NEW-EK121D
Dieless Crimping Tools



CCX

What Is CCX?

The Greenlee CCX three-step, 10-second function changeover. The easy, quick-release design makes changeovers this simple:



- 1 Just push the release buttons, and the blades slide right out of the easy-opening CCX head.



- 2 Alternate die adapters, cutter blades, or knockout punch adapters slide right in!



- 3 You're working again, with no lost time!



CCX—Exclusive Multipurpose Tools from Greenlee

Get more for your money and carry fewer tools – with CCX. This advanced line of multipurpose tools is designed to work with a wide variety of cutting blades and crimping die adapters, and a knockout punch adapter. Buy just one tool for countless electrical construction and maintenance jobs.

Cut

- Copper, aluminum, copperweld, and ACSR cable
- Guy strand, including EHS
- Threaded rod
- DIN rail

Crimp – 6-Ton Option

- Greenlee K22 & KA22
- Burndy W
- Kearney O
- Thomas & Betts 6Ton
- Blackburn OD
- Panduit CD2001
- For copper lugs and splices, use Greenlee dies up to 600 kcmil (MCM). For aluminum lugs & splices, use Greenlee dies up to 350 kcmil (MCM).*

Crimp – 12-Ton Option

- Greenlee KC12 & KA12
- Burndy U
- Penn-Union T
- ILSCO ILD
- Thomas & Betts 15500 Series
- Blackburn B & H
- Panduit CD-920
- Huskie HT41

Punch – use the knockout punch adapter with

- Standard Slug-Buster and Slug-Splitter punches
- Non-round punches

*UL and cUL classified to 600 kcmil (MCM) with Anderson, Blackburn®, Burndy, ILSCO, Panduit, Thomas & Betts, and Penn-Union **copper** color-coded connectors. UL & CUL classified to 350 kcmil (MCM) with Anderson, Blackburn®, Burndy, ILSCO, Panduit, Thomas & Betts, and Penn-Union **aluminum** color-coded connectors.

E12CCX & C12CCX Tool Capacities

CRIMPING

Copper Color-Coded Lugs and Splices: 750 kcmil
Aluminum Color-Coded Lugs and Splices: 750 kcmil
5/8" Service Entrance Connectors: 10-1/0 AWG
.840 Service Entrance Connectors: 1/0-4/0 AWG
Aluminum Overhead "H" taps: 6 AWG-500 kcmil
One Piece ACSR Tension Splices: 4 AWG-556.5 kcmil
Two Piece ACSR Tension Splices: 2 AWG-556.5 kcmil

CUTTING

Copper and Aluminum Cable: 1-1/2" (40 mm)
ACSR: 954 kcmil (Cardinal)
Standard Guy Strand: 5/8" (20 mm)
EHS Guy Strand: 1/2" (13 mm)
Ground Rod: 1/2" (13 mm)
Rebar (schedule 60): 1/2" (13 mm)
Threaded Rod: 1/4", 3/8", 1/2", 4 mm, 5 mm, 6 mm, 8 mm, 10 mm
DIN Rail: 35 x 7.5, 32 x 15 x 9, 35 x 15

PUNCHING

Round: 5-5/8" (144.1 mm) in 10 ga. mild steel
Rectangular: 2.677" x 5.433" (68.0 mm x 138.0 mm)
Square: 5.4333" x 5.433" (138.0 mm x 138.0 mm)
Accessories required to punch 4-1/2" through 5-5/8" 12185 Spacer, 04686 Bushing and 03170 Sleeve

ECCX, CCCX Tool Capacities

CRIMPING

Copper Color-Coded Lugs and Splices: 600 kcmil (MCM)
Aluminum Color-Coded Lugs and Splices: 350 kcmil (MCM)
5/8" Service Entrance Connectors: 10-1/0 AWG
.840 Service Entrance Connectors: 1/0-4/0 AWG
Aluminum Overhead "H" taps: 6-4/0 AWG
One Piece ACSR Tension Splices: 4-1/0 AWG
Two Piece ACSR Tension Splices: 2-4/0 AWG

CUTTING

Copper and Aluminum Cable: 1-1/2" (40 mm)
ACSR: 954 kcmil (MCM) (Cardinal)
Standard Guy Strand: 5/8" (20 mm)
EHS Guy Strand: 1/2" (13 mm)
Ground Rod: 1/2" (13 mm)
Rebar (schedule 60): 1/2" (13 mm)
Threaded Rod: 1/4", 3/8", 1/2", 4 mm, 5 mm, 6 mm, 8 mm, 10 mm
DIN Rail: 35 x 7.5, 32 x 15 x 9, 35 x 15

PUNCHING

Round: 2" conduit (2.42") (61.5 mm) in 10 ga. mild steel

Gator® Pro CCX Tools



NEW



E12CCX



ECCX11



CCCX11

SPECIFICATIONS	E12CCX	ECCX
Crimping Force	24,000 lb. (107 kN) 12-Ton	12,000 lb (53 kN) 6-Ton
Height	16-1/8" (371 mm)	14-3/4" (375 mm)
Length	13" (330 mm)	12-1/8" (308 mm)
Weight	14 lbs. (6.5 kg)	10.5 lbs. (4.8 kg)
Battery	12V, 2.6 Ah, NIMH	12V, 2.6 Ah, NIMH
Battery Charge Time	1 hour	1 hour

SPECIFICATIONS	C12CCX	CCCX
Crimping Force	24,000 lb. (107 kN) 12-Ton	12,000 lb (53 kN) 6-Ton
Height	16-1/8" (371 mm)	14-3/4" (375 mm)
Length	13" (330 mm)	12-1/8" (308 mm)
Weight	14 lbs. (6.5 kg)	10.5 lbs. (4.8 kg)
Operating Voltage	C12CCX11 (120V, 60 cycle AC) C12CCX22 (230V, 50 cycle AC)	CCCX11 (120V, 60 cycle AC) CCCX22 (230V, 50 cycle AC)

Crimping dies on page 214-215.

R = REPLACEMENT PART **A** = ACCESSORY

6-Ton tools

When used with Greenlee KC22 and KA22 dies in combination with Anderson®, Blackburn®, FCI Burndy®, ILSCO®, Panduit®, Penn-Union® and Thomas & Betts® color-coded connectors, connections up to 600 kcmil (copper) and 350 kcmil (aluminum) are UL and cUL classified. These tools also accept Greenlee, Burndy®, Kearney®, Blackburn®, Panduit® and Thomas & Betts® dies used for 6-ton tools. They can drive knockout punches up through 2" diameter.

12-Ton tools

• When used with Greenlee KC12 and KA12 dies in combination with Anderson®, Blackburn®, FCI Burndy®, ILSCO®, Panduit®, Penn-Union® and Thomas & Betts® color-coded connectors, crimps on connections up to 750 kcmil are UL and cUL classified. The tools also accept all industry "U" type dies. These tools drive knockout punches through 5-5/8" diameter.

• Retraction stop feature permits the operator to stop the ram retraction at any point by pulling the trigger. The subsequent crimp cycle starts from this partially retracted position saving time and battery life.

Battery-Powered and Corded Tool Features

- 350° rotating head adjusts to your work position.
- Lightweight, plus ergonomic angled handle for comfortable, low-stress use.
- Cycles in seconds with two-speed, hydraulic pump, maximizing productivity.
- Automatic retraction when crimping and cutting cycles are complete.
- Use optional CCX blades and adapters (see page 186).
- U.S. Patent #6,206,663, #6,532,790.

Battery-Powered Tool Features

- Nickel-metal hydride battery (NIMH) delivers up to 120 cycles per charge with the ECCX and 40 cycles per charge with the E12CCX.
- Includes two batteries, a choice of either a 120V, 12V, or 230V one-hour charger and a high-impact molded carrying case.

Corded Tool Features

- Operate directly from 120V 60Hz or 230V 50 Hz electrical outlets.
- No need to charge batteries or worry about running out of power.
- Equipped with 15 foot (5m) cord. Can be used with extension cords.
- Includes a high-impact molded carrying case.

CAT. NO.	UPC NO.	DESCRIPTION
E12CCX11	11668	12-Ton Battery-Powered 12CCX tool, w/120V charger
E12CCX12	11669	12-Ton Battery-Powered 12CCX tool, w/12V charger
E12CCX22	11670	12-Ton Battery-Powered 12CCX tool, w/230V charger
C12CCX11	11666	12-Ton Corded 12CCX Tool, 120V, 60 Hz
C12CCX22	11667	12-Ton Corded 12CCX Tool, 230V, 50 Hz
ECCX11	07028	6-Ton Battery-Powered CCX tool, w/120V charger
ECCX12	07029	6-Ton Battery-Powered CCX tool, w/12V charger
ECCX22	07030	6-Ton Battery-Powered CCX tool, w/230V charger
CCCX11	01394	6-Ton Corded CCX Tool, 120V
CCCX22	01395	6-Ton Corded CCX Tool, 230V
12274	12274	A Carrying Strap
07063	07063	R 12V NIMH Battery
07146	07146	R Carrying Case for E12CCX
01562	01562	R Carrying Case for C12CCX
03046	03046	R 120V Charger
03048	03048	R 12V Charger
03047	03047	R 230V Charger

See page 186 for crimping die adapters, cutting blades and knockout punch adapter

CCX Tool Accessories (optional, all in pairs except punch driver)



UA22



UAK



UC40



UCUNC38



UCD3215



UA12P



UCF

DIE ADAPTERS

CAT. NO.	UPC NO.	DESCRIPTION	ECCX	E12CCX
UA22	07062	Adapter for Greenlee K22 dies	✓	
UAK	07033	Adapter for Kearney "0", T&B "6 Ton", and Blackburn "OD" dies	✓	
UAW	07035	Adapter for Burndy "W" and Panduit "CD-2001" dies (equivalent to "D3" die)	✓	
UA12T	20158	R Adapter for "U" dies (included with tool)		✓

CABLE CUTTING BLADES

CAT. NO.	UPC NO.	DESCRIPTION	ECCX	E12CCX
UC26	06714	Cutter Blades AL & CU 1" capacity	✓	✓
UC40	07036	Cutter Blades AL & CU 1-1/2" capacity	✓	✓
UCACSR	07037	Cutter blades for ACSR & guy strand	✓	✓

THREADED ROD CUTTING BLADES

CAT. NO.	UPC NO.	DESCRIPTION	ECCX	E12CCX
UCUNC14	07038	Cutter blades for 1/4" threaded rod	✓	✓
UCUNC38	07039	Cutter blades for 3/8" threaded rod	✓	✓
UCUNC12	07274	Cutter blades for 1/2" threaded rod	✓	✓
UCM5	07053	Cutter blades for M5 threaded rod	✓	✓
UCM6	07050	Cutter blades for M6 threaded rod	✓	✓
UCM8	07051	Cutter blades for M8 threaded rod	✓	✓
UCM10	07052	Cutter blades for M10 threaded rod	✓	✓

DIN RAIL CUTTING BLADES

CAT. NO.	UPC NO.	DESCRIPTION	ECCX	E12CCX
UCD3575	07041	DIN rail cutter blades – 35 x 7.5	✓	✓
UCD3215	07042	DIN rail cutter blades – 32 x 15 x 9	✓	✓
UCD3515	07043	DIN rail cutter blades – 35 x 15	✓	✓
UPD6	01620	DIN Rail Punch (punches 15 mm x 6.2 mm hole in 35 x 7.5 and 35 x 15 DIN rail)	✓	✓

KNOCKOUT PUNCH ADAPTER

CAT. NO.	UPC NO.	DESCRIPTION	ECCX	E12CCX
UA12P	11890	Punch Driver Adapter* (accepts 3/4" draw stud)	✓	✓

*U.S. Patent #6,065,326

BUS BAR CUTTER

CAT. NO.	UPC NO.	DESCRIPTION	ECCX	E12CCX
UCF	12433	Bus Bar Cutting Blades for laminated Bus Bar up to 1-1/2" (37.5 mm) wide	✓	✓

COPPER AND ALUMINUM CUTTING

Selection Guide for Copper & Aluminum Cable Cutters

CABLE SIZE

AWG	#8	#6	#4	#2	#1	1/0	2/0	3/0	4/0	250	300	350	400	500	600	750	1000	1500	2000	Page
mm ²	6	10	16	25	35	40	50	70	95	kcmil	kcmil	kcmil	kcmil	kcmil	kcmil	kcmil	kcmil	kcmil	kcmil	No.

BATTERY-POWERED & CORDED

E12CCX	Al	•	•	•	•	•	•	•	•	•	•	•	•	•	•	•	•	•	•	•	185
	Cu	•	•	•	•	•	•	•	•	•	•	•	•	•	•	•	•	•	•	•	
ECCX, CCCX	Cu	•	•	•	•	•	•	•	•	•	•	•	•	•	•	•	•	•	•	•	188
C12CCX	ACSR	•	•	•	•	•	•	•	•	•	•	•	•	•	•	•	•	•	•	•	
ES32	Al	•	•	•	•	•	•	•	•	•	•	•	•	•	•	•	•	•	•	•	188
	Cu	•	•	•	•	•	•	•	•	•	•	•	•	•	•	•	•	•	•	•	
ES750	Al	•	•	•	•	•	•	•	•	•	•	•	•	•	•	•	•	•	•	•	188
	Cu	•	•	•	•	•	•	•	•	•	•	•	•	•	•	•	•	•	•	•	
ESG50GL, CSG50GL	Al	•	•	•	•	•	•	•	•	•	•	•	•	•	•	•	•	•	•	•	189
	Cu	•	•	•	•	•	•	•	•	•	•	•	•	•	•	•	•	•	•	•	
ESC85	Al	•	•	•	•	•	•	•	•	•	•	•	•	•	•	•	•	•	•	•	199
	Cu	•	•	•	•	•	•	•	•	•	•	•	•	•	•	•	•	•	•	•	

HYDRAULIC

750	Al	•	•	•	•	•	•	•	•	•	•	•	•	•	•	•	•	•	•	•	190
	Cu	•	•	•	•	•	•	•	•	•	•	•	•	•	•	•	•	•	•	•	

RATCHET

759	Al	•	•	•	•	•	•	•	•	•	•	•	•	•	•	•	•	•	•	•	191
	Cu	•	•	•	•	•	•	•	•	•	•	•	•	•	•	•	•	•	•	•	
760, 761	Al	•	•	•	•	•	•	•	•	•	•	•	•	•	•	•	•	•	•	•	191/192
	Cu	•	•	•	•	•	•	•	•	•	•	•	•	•	•	•	•	•	•	•	
45206	Al	•	•	•	•	•	•	•	•	•	•	•	•	•	•	•	•	•	•	•	192
	Cu	•	•	•	•	•	•	•	•	•	•	•	•	•	•	•	•	•	•	•	
45207	Al	•	•	•	•	•	•	•	•	•	•	•	•	•	•	•	•	•	•	•	192
	Cu	•	•	•	•	•	•	•	•	•	•	•	•	•	•	•	•	•	•	•	
773	Al	•	•	•	•	•	•	•	•	•	•	•	•	•	•	•	•	•	•	•	191
	Cu	•	•	•	•	•	•	•	•	•	•	•	•	•	•	•	•	•	•	•	
774	Al	•	•	•	•	•	•	•	•	•	•	•	•	•	•	•	•	•	•	•	191
	Cu	•	•	•	•	•	•	•	•	•	•	•	•	•	•	•	•	•	•	•	
756	Al	•	•	•	•	•	•	•	•	•	•	•	•	•	•	•	•	•	•	•	190
	Cu	•	•	•	•	•	•	•	•	•	•	•	•	•	•	•	•	•	•	•	

MANUAL

727,727M	Al	•	•	•	•	•	•	•	•	•	•	•	•	•	•	•	•	•	•	•	193
	Cu	•	•	•	•	•	•	•	•	•	•	•	•	•	•	•	•	•	•	•	
718, 718F	Al	•	•	•	•	•	•	•	•	•	•	•	•	•	•	•	•	•	•	•	193
	Cu	•	•	•	•	•	•	•	•	•	•	•	•	•	•	•	•	•	•	•	
704	Al	•	•	•	•	•	•	•	•	•	•	•	•	•	•	•	•	•	•	•	193
	Cu	•	•	•	•	•	•	•	•	•	•	•	•	•	•	•	•	•	•	•	
705	Al	•	•	•	•	•	•	•	•	•	•	•	•	•	•	•	•	•	•	•	193
	Cu	•	•	•	•	•	•	•	•	•	•	•	•	•	•	•	•	•	•	•	
706	Al	•	•	•	•	•	•	•	•	•	•	•	•	•	•	•	•	•	•	•	193
	Cu	•	•	•	•	•	•	•	•	•	•	•	•	•	•	•	•	•	•	•	

Note: • = Frequent use capacity 0 = maximum capacity

Gator® ES32 Battery-Powered Cable Cutter



- Small, light weight, ergonomic shape.
- Small size makes the ES32 an excellent tool for use inside panel boxes.
- Cutting blades automatically open when the cut is complete.
- Cutting head rotates 350° for access to tight spaces.
- Tool completes approximately 80 cutting cycles per battery charge.
(Note: Cutting 500 kcmil cable requires two cycles per cut.)
- Hardened blades provide long life.
- Tool is equipped with two batteries, carrying case and either a 120 volt, 12 volt or 230 volt battery charger.

CAT. NO.	UPC NO.	DESCRIPTION
ES32-11	12114	ES32 Battery-Powered Cable Cutter w/120 volt Charger
ES32-12	12115	ES32 Battery-Powered Cable Cutter w/12 volt Charger
ES32-22	12116	ES32 Battery-Powered Cable Cutter w/230 volt Charger
12092	12092	(R) Movable Blade
12093	12093	(R) Fixed Blade
89188	89188	(R) 9.6v NiCd Battery
02019	02019	(R) Carrying Case
12722	12722	(R) 120V Charger
23076	23076	(R) 12V Charger
12723	12733	(R) 230V Charger

SPECIFICATIONS

Capacity	500 kcmil (240 mm ²) Cu or Al cable
Battery Voltage	9.6 volts NiCd
Length	15-3/4" (400 mm)
Weight	4 lbs. (1.8 kg)
Battery Charge Time	Approximately 50 minutes

Gator® ES750 Battery-Powered Cable Cutter



- Cuts 500 kcmil (MCM) copper cable in under 8 seconds.
- Compact design permits use in tight locations.
- Extra-heavy blades for clean cuts and long life.
- Makes approximately 20 cuts in 750 kcmil (MCM) per battery charge.
- Easy to switch between forward and reverse direction.
- 12 volt battery recharges in one hour.
- Includes battery charger, one battery and molded carrying case.
- Not for use on 500 kcmil or larger compact cable.
- Choice of a 120 volt or 230 volt battery charger.

CAT. NO.	UPC NO.	DESCRIPTION
ES750-11	45380	Battery-Powered Cable Cutter, 120 V Charger
ES750-22	45381	Battery-Powered Cable Cutter, 230 V Charger
45378	45378	(R) Extra 12 Volt NiCd Battery
45334	45334	(R) Movable Blade
45333	45333	(R) Fixed Blade
45383	45383	(R) Carrying Case
45379	45379	(R) 120V Charger
45382	45382	(R) 230V Charger

SPECIFICATIONS

Cutting Capacity	750 kcmil (MCM) (400 mm ²) copper cable 1000 kcmil (MCM) (500 mm ²) aluminum cable
Length	14-1/4" (362 mm)
Weight	5.8 lbs. (2.6 kg)
Battery	12 Volts NiCd

Gator® Plus Battery-Powered and Corded Cable Cutters



Battery-Powered and Corded Tool Features

- Ram automatically retracts after the cut is complete. No need to push a retract lever. Tool is automatically ready to perform the next cut.
- Two-speed pump advances the ram quickly to start the cut.
- Cutting blades are specially hardened and precision ground to hold their sharpness.
- Lightweight and easy to use.
- Cutting head rotates 360° for making cuts in tight locations, and flips open to make mid-span cuts easy.
- U.S. Patents #6,206,663 and #6,065,326.

Battery-Powered Tool Features

- Includes one-hour battery charger, carrying case and two batteries.
- Choice of a 120 volt, 230 volt or 12 volt battery charger.

Corded Tool Features

- Operates directly from 120 volt 60Hz or 230 volt 50 Hz electrical outlets. No need to charge batteries or worry about running out of power.
- Equipped with 15 foot (5 m) cord. Can be used with extension cords.
- Includes carrying case.

CAT. NO.	UPC NO.	DESCRIPTION
ESG50GL11	03554	Battery-Powered Cable Cutter, 120 V charger
ESG50GL12	03555	Battery-Powered Cable Cutter, 12 V charger
ESG50GL22	03556	Battery-Powered Cable Cutter, 230 V charger
CSG50GL11	01384	Corded Cable Cutter, 120V
CSG50GL22	01385	Corded Cable Cutter, 230V
04181	04181	Movable Blade
04184	04184	Fixed Blade
07063	07063	12V NIMH Battery
05955	05955	Carrying Case for ESG50GL
01598	01598	Carrying Case for CSG50GL
12274	12274	Carrying Strap
03046	03046	120V Charger
03048	03048	12V Charger
03047	03047	230V Charger

SPECIFICATIONS	BATTERY POWERED	CORDED
Cutting Capacity	2" (50 mm) diameter Al or Cu cable)	2" (50 mm) diameter Al or Cu cable)
Length	15-3/4" (400 mm)	15-3/4" (400 mm)
Weight	10 lbs. (4.5 kg)	10 lbs. (4.5 kg)
Height	14-1/4" (362 mm)	14-1/4" (362 mm)
Battery	12 V, 2.6 Ah, NIMH	N/A
Battery Charge Time	1 hour	N/A

Hydraulic Cable Cutters



750H767 model with
767 Hand Pump

- Cuts in 7 seconds. Jaws slide open quickly to save time between cuts.
- 11-ton (97 kN) ram powers cutting jaws. Jaws are specially hardened and precision-ground to hold sharpness.
- Lightweight and easy to use.

SPECIFICATIONS

Capacity	1000 kcmil (MCM) (500 mm ²) copper or aluminum cable
Jaw opening	1-15/16" (49 mm)
Weight	750 – 25 lbs. (11.3 kg) 750H767 - 29 lbs. (13.2 kg) 750E975 - 84 lbs. (38.1 kg)

CAT. NO.	UPC NO.	DESCRIPTION
750	29149	Hydraulic Cable Cutter & Ram in Storage Box*
750H767	17450	Hydraulic Cable Cutter with 767 Hand Pump, Ram, Hydraulic Hose in Storage Box
750E975	34203	Hydraulic Cable Cutter with 975 Electric Pump, Ram, Hydraulic Hose in Storage Box
751	22279	Hydraulic Cable Cutter Head for use with Greenlee 746 Hydraulic Ram. Also order 51385 Elbow
746C	17451 R	Ram Unit
23955	23955 R	Steel Storage Box
17459	17459 R	Cutter Blade

* 1/4" Male hydraulic coupler (54169) is needed to connect a 767 pump with hose to the 750 cutter

Heavy-Duty Ratchet Cable Cutters



- Extra thick blades, ground flat to reduce potential for breakage.
- Ratchet action for heavy-duty cutting.
- Two cutting actions – fast scissor cutting for small cable and insulation; converts automatically to ratchet mode.
- Anti-slip mechanism for positive ratchet action.
- Rubber boot protects ratchet mechanism.

CAT. NO.	UPC NO.	DESCRIPTION
756	34081	Heavy-Duty Ratchet Cable Cutter with rubber boot.
756U	38793	Heavy-Duty Ratchet Cable Cutter without rubber boot
34188	34188 R	Cutter Head Unit (Includes 2 Blades)

SPECIFICATIONS

	Copper	Aluminum
Maximum Capacity	1500 kcmil (MCM) (800 mm ²)	1500 kcmil (MCM) (800 mm ²)
Frequent Use Capacity	1000 kcmil (MCM) (500 mm ²)	1000 kcmil (MCM) (500 mm ²)
Length	27-1/2" (698 mm) long	
Jaw opening	2" (51 mm)	
Weight	11.41 lbs. (5.17 kg)	

Two-Hand Ratchet Cable Cutter



761

- Two-handed operation provides more leverage and makes cutting large cables easier.
- Short fiberglass handles make it easy to use in tight places and to store in tool boxes.
- Single-speed ratchet mechanism.
- Blade release allows blades to be opened in mid-cut.
- Heavy-duty forged steel blades provide long life.

CAT. NO.	UPC NO.	DESCRIPTION
761	11761	Two-Hand Ratchet Cable Cutter
11768	11768	Movable Blade (761)

SPECIFICATIONS

	Copper	Aluminum	Communications Cable
Cutting Capacity*	1000 kcmil (MCM) (500 mm ²)	1000 kcmil (MCM) (500 mm ²)	1-1/8" dia. (28 mm ²)
Length	10-3/4" (273 mm)		
Weight	3.6 lbs. (1.6 kg)		

High Performance Ratchet Cable Cutters



773



774

- Two-speed mechanism saves cutting time by closing the blades rapidly and shifting to normal speed to perform the cut.
- No more pushing on stubborn release buttons—the blades open automatically when the cut is complete.
- Completely new ratchet mechanism improves durability.
- Narrow profile permits use in deep boxes, against walls or on floors.
- Durable, lightweight fiberglass handles.
- U.S. Patent #6,766,581

CAT. NO.	UPC NO.	DESCRIPTION
773	01876	High Performance Ratchet Cable Cutter, 15-1/2"
774	01878	High Performance Ratchet Cable Cutter 19-1/8"
11256	11256	Movable & Fixed Blades (773 & 774)





SPECIFICATIONS

	Copper	Aluminum	Communications Cable
773			
Maximum Capacity*	500 kcmil (MCM) (240 mm ²)	795 kcmil (MCM) (400 mm ²)	1-3/16" dia.
Frequent Use Capacity*	350 kcmil (MCM) (150 mm ²)	750 kcmil (MCM) (400 mm ²)	
Length	15-1/2" (394 mm);		
Weight	5.3 lbs. (2.4 kg)		
774			
Maximum Capacity*	750 kcmil (MCM) (400 mm ²)	795 kcmil (MCM) (400 mm ²)	1-3/16" dia.
Frequent Use Capacity*	500 kcmil (MCM) (240 mm ²)	750 kcmil (MCM) (400 mm ²)	
Length	19-1/8" (486 mm)		
Weight	5.8 lbs. (2.6 kg)		

Performance Ratchet Cable Cutters


Both models feature:

- Simple, one-hand operation.
- Two-speed ratchet mechanism adjusts for light/heavy cutting.
- Well-suited for tight work spaces.
- Specially designed blade improves cutting capacity.

CAT. NO.	UPC NO.	DESCRIPTION	WEIGHT	
			LBS.	kg
45206	45206	Performance Ratchet Cable Cutter	1.5	.7
45207	45207	Performance Ratchet Cable Cutter	2.4	1.1
45218	45218	 Movable Blade (45206)		
45212	45212	 Fixed Blade (45206)		
45211	45211	 Movable Blade (45207)		
45228	45228	 Fixed Blade (45207)		





SPECIFICATIONS

	Copper	Aluminum	Communications Cable
45206			
Maximum Capacity*	600 kcmil (MCM) (300 mm ²)	600 kcmil (MCM) (300 mm ²)	1-3/8" (35 mm) dia.
Frequent Use Capacity*	500 kcmil (MCM) (240 mm ²)	500 kcmil (MCM) (240 mm ²)	
Length	10" (254 mm)		
Jaw opening	1-7/16" (36.5 mm)		
45207			
Maximum Capacity*	750 kcmil (MCM) (400 mm ²)	1000 kcmil (MCM) (500 mm ²)	2" (51 mm) dia.
Frequent Use Capacity*	600 kcmil (MCM) (300 mm ²)	750 kcmil (MCM) (400 mm ²)	
Length	11" (279 mm)		
Jaw opening	2" (51 mm)		

Compact Ratchet Cable Cutters



- Simple, one-hand operation.
- Compact – convenient for working in tight places and stores easily in tool pouches.
- Single-speed ratchet mechanism.
- Blade release allows blades to be opened in mid-cut.
- Heavy-duty blades provide long life.

CAT. NO.	UPC NO.	DESCRIPTION
759	45277	Compact Ratchet Cable Cutter
760	17600	Compact Ratchet Cable Cutter
45282	45282	 Movable Blade (759)
45281	45281	 Fixed Blade (759)
09908	09908	 Movable Blade (760)
09907	09907	 Fixed Blade (760)

SPECIFICATIONS

	Copper	Aluminum	Communications Cable
759			
Maximum Capacity*	500 kcmil (MCM) (240 mm ²)	750 kcmil (MCM) (400 mm ²)	1-1/8" dia. (28 mm ²)
Frequent Use Capacity*	400 kcmil (MCM) (185 mm ²)	600 kcmil (MCM) (300 mm ²)	
Length	10-1/2" (262 mm)		
Weight	1.4 lbs. (0.6 kg)		
760			
Maximum Capacity*	1000 kcmil (MCM) (500 mm ²)	1000 kcmil (MCM) (500 mm ²)	1-3/4" dia. (42 mm ²)
Frequent Use Capacity*	750 kcmil (MCM) (400 mm ²)	1000 kcmil (MCM) (500 mm ²)	
Length	11-3/4" (298 mm)		
Weight	1.75 lbs. (0.8 kg)		

*Capacity may be less for compact and compressed cables

Heavy-Duty Cable Cutters



718F, 704, 705 and 706

- Strong, lightweight fiberglass handles.
- Adjustable pivot bolt provides for blade adjustment.

704, 705 and 706

- Replaceable, forged, heat-treated, and precision ground blades.
- Made in USA.

CAT. NO.	UPC NO.	DESCRIPTION
718F	10507	Heavy-Duty Cable Cutter, 17-1/2"
704	24564	Heavy-Duty Cable Cutter, 21"
705	05923	Heavy-Duty Cable Cutter, 25-1/2"
706	22291	Heavy-Duty Cable Cutter, 31-1/2"
24565	24565	704 Cutter Unit (Includes 2 Blades)
24567	24567	704 Handle Unit (Includes Handle, Sleeve, Grip)
05930	05930	705 Handle Unit (Includes Handle, Sleeve, Grip)
06555	06555	705 & 706 Cutter Unit (Includes 2 Blades)
22296	22296	706 Handle Unit (Includes Handle, Sleeve, Grip)

SPECIFICATIONS

CAPACITIES*	718F	704	705	706
Copper				
Maximum Use	350 kcmil (MCM) (150 mm ²)	350 kcmil (MCM) (150 mm ²)	500 kcmil (MCM) (240 mm ²)	750 kcmil (MCM) (400 mm ²)
Frequent Use	4/0 AWG (95)	250 kcmil (MCM) (120 mm ²)	350 kcmil (MCM) (150 mm ²)	500 kcmil (MCM) (240 mm ²)
Aluminum				
Maximum Use		500 kcmil (MCM) (240 mm ²)	1000 kcmil (MCM) (500 mm ²)	1000 kcmil (MCM) (500 mm ²)
Frequent Use	350 kcmil (MCM) (150 mm ²)	350 kcmil (MCM) (150 mm ²)	750 kcmil (MCM) (400 mm ²)	750 kcmil (MCM) (400 mm ²)
Communications Cable				
Maximum Use	1" (25 mm) dia.	1-1/4" (32 mm) dia.	1-3/4" (44 mm) dia.	1-1/2" (38 mm) dia.
Frequent Use				
Length	17-1/2" (444 mm)	21" (533 mm)	25-1/2" (648 mm)	31-1/2" (800 mm)
Weight	2.8 lbs. (1.3 kg)	3.01 lbs. (1.37 kg)	5.5 lbs. (2.5 kg)	6.2 lbs. (2.8 kg)

*Capacity may be less for compact and compressed cables

718 Cable Cutter



- Economical, lightweight, fits easily into tool boxes.
- Heat-treated, precision ground, shear action blades.
- Steel handles with rubber grips for leverage.
- Made in USA.

SPECIFICATIONS

Capacity	Copper	Aluminum
Maximum Capacity*	350 kcmil (MCM) (150mm ²)	
Frequent Use Capacity*	4/0 (95 mm ²)	350 kcmil (MCM) (150 mm ²)
Length	18" (457 mm)	
Weight	2.78 lbs. (1.3 kg)	

*Capacity may be less for compact and compressed cables

Cable Cutter



- Easily cuts heavier copper and aluminum cables up to 2/0 (70 mm²).
- Precision-ground, shear-action, curved cutting blades.
- 727 has PVC-covered, high-leverage handles for easier cuts.
- 727M has cushion grip, high-leverage handles for added comfort.
- Heat-treated for long life.
- Made of heavy-duty forged steel.
- Rust-resistant black oxide finish.

SPECIFICATIONS FOR 727 AND 727M

Capacity	Copper	Aluminum	Communications Cable
Maximum Capacity	2/0 (70 mm ²)		
Frequent Use Capacity	#1 AWG (35 mm ²)	2/0 (70 mm ²)	100 pair
Length	9-1/4" (235 mm)		
Weight	1 lb. (.45 kg)		

= REPLACEMENT PART = ACCESSORY = NEW PRODUCT

USA Tel: 800.435.0786
Fax: 800.451.2632

Canada Tel: 800.435.0786
Fax: 800.524.2853

International Tel: +1.815.397.7070
Fax: +1.815.397.9247

ETS12 Battery-Powered Bolt Cutter

NEW



- Designed to cut one-time disposable locks, shipping container seals and small diameter bolts
- Light weight in-line style tool is easy to maneuver.
- Cutter head rotates 350° for use in tight locations.
- Ram retracts automatically when a cut is complete.
- Ram can be retracted at any point in the cutting cycle.
- Includes tool, two batteries, battery charger and molded carrying case.
- Choice of 120V, 12V, or 230V one hour battery charger.

SPECIFICATIONS

Overall Length	14-3/8" (365 mm)
Weight	4.0 lbs. (1.8 kg)
Battery	9.6V NiCd
Battery Charge Time	1 hour
Cutting Capacity	
Common Bolt	1/2" diameter
Grade 5 Bolt	7/16" diameter
Grade 8 Bolt	5/16" diameter
Threaded Rod	1/2" diameter
One-Time Disposable Lock	4 AWG Alumoweld
Boa Lock	BL-9
Grade 40 Rebar	3/8" diameter
Steel Rod	3/8" diameter (1/2" diameter using two cycles)
Ground Rod	3/8" diameter (1/2" diameter using two cycles)
Copper and Aluminum Cable	2/0 AWG
ACSR	3/0 AWG Pigeon (4/0 AWG Pigeon using two cycles)
Guy Strand	5/16" diameter (3/8" diameter using two cycles)
EHS Guy Strand	5/16" diameter
Aircraft Cable	1/4" diameter

CAT. NO.	UPC NO.	DESCRIPTION
ETS1211	56292	Battery Bolt Cutter-120 Volt Charger
ETS1212	56293	Battery Bolt Cutter-12 Volt Charger
ETS1222	56294	Battery Bolt Cutter-220 Volt charger
02019	02019	R Carrying Case
89188	89188	R 9.6V Battery
56288	56288	R Cutter Blade Set
12722	12722	R 120V Charger
23076	23076	R 12V Charger
12723	12723	R 230V Charger

Gator® ETS8 Cable Tray Cutter



- Cuts cable tray wires in 2 seconds.
- Cutting head is small and rotates 330° to easily get into the right cutting position.
- Tool automatically retracts when a cut is complete, but it can be retracted in mid-stroke if necessary.
- Makes flush cuts without burrs.
- Comes complete with 2 batteries, battery charger, and carrying case.
- Available with 120 volt, 12 volt, or 230 volt battery charger.

CAT. NO.	UPC NO.	DESCRIPTION
ETS811	19984	Battery Cable Tray Cutter w/120V charger
ETS812	19985	Battery Cable Tray Cutter w/12V charger
ETS822	19986	Battery Cable Tray Cutter w/230V charger
89188	89188	R 9.6 V NiCd battery
02019	02019	R Carrying Case
19987	19987	R Blade Set
12722	12722	R 120V Charger
23076	23076	R 12V Charger
12723	12723	R 230V Charger

CUTTING CAPACITIES

MATERIAL	Diameter				
	1/16"	1/8"	3/16"	1/4"	5/16"
Cable Tray (Mild steel, Zinc Plated)	✓	✓	✓	✓	✓
Cable Tray (Stainless Steel)	✓	✓	✓	✓	✓
Threaded Rods	✓	✓	✓	✓	✓
Threaded Rods, Stainless Steel	✓	✓	✓	✓	✓
Steel Bolts (Grade 2)	✓	✓	✓	✓	✓
Steel Bolts (Grade 8)	✓	✓	✓		

SPECIFICATIONS

Weight	3 LBS. (1.3 KG)
Length	12-3/4" (325mm)
Battery	9.6 V NiCd
Battery Charge Time	45 Minutes

ACSR, GUY STRAND & STEEL CUTTING

Selection Guide for ACSR, Guy Strand & Steel Cutters

	ACSR	Std. Guy Strand	EHS Guy Strand	Ground Rod	Rebar (schedule 60)	Page #
BATTERY-POWERED & CORDED						
ESG45GL	1590.0 kcmil	5/8" (16 mm) dia.	1/2"	5/8" (16 mm) dia.	1/2" (13 mm) dia.	186
CSG45GL						186
ES25	636 kcmil (except Egret)					186
HYDRAULIC-TYPE						
HK520	336.4 kcmil	1/2" (13 mm) dia.		1/2"(13 mm) dia.	7/16" (11 mm)	186
RATCHET-TYPE						
776	636.0 kcmil*					187
757	954.0 kcmil			1/2" (13 mm) dia.		187
758		1/2" (13 mm) dia.	1/2" (13 mm) dia.	1/2" (13 mm) dia.		187
MANUAL						
749	2/0 AWG					188
CUTTER DIES						
00949	477.0 kcmil	5/8" (16 mm) dia.	5/8" (16 mm) dia.	5/8" (16 mm) dia.	5/8" (16 mm) dia.	188
KD6-27	4/0 AWG					188

* For core diameters less than 0.32"

ES25 Battery-Powered ACSR Cutter



- Cuts ACSR type cables through 636 kcmil (except Egret).
- One-hand operation permits operator to control the cable with a free hand.
- Capable of making approximately 50 cuts of Grosbeak or 120 cuts of Merlin per battery charge.
- Blades are specially contoured and hardened to cut both aluminum and steel strands.
- Operator can switch between reverse and forward direction with one finger.
- Powerful 14.4 volt battery charges in less than one hour.
- Includes two batteries, battery charger, and molded carrying case.
- Choice of 120 volt or 230 volt battery charger.

CAT. NO.	UPC NO.	DESCRIPTION
ES2511	35369	Battery ACSR Cutter, 120 V Charger
ES2522	22132	Battery ACSR Cutter, 230 V Charger
76807	76807	R Blade Kit
11851	11851	R 14.4 V NiCd Battery
11845	11845	R Carrying Case
11841	11841	R 120V Charger
11856	11856	R 230V Charger

SPECIFICATIONS

Capacity	ACSR	636 kcmil (except Egret)
	Aluminum	1500 kcmil
Length	14-3/4" (375mm)	
Weight	7.7 lb. (3.5 kg)	
Battery	14.4 Volt, NiCd	
Battery Charge Time	1 Hour	

Gator® Plus Battery-Powered and Corded ACSR & Guy Wire Cutters



Battery-Powered and Corded Tool Features










- These cutters are designed specifically to cut steel cables and rods.
- The ram automatically retracts after the cut is complete to ready the tool for the next cut.
- The two-speed pump advances the ram rapidly to start the cut, reducing cycle time.
- Cutting head rotates 360° for making cuts in tight locations, and flips open to make mid-span cuts easy.
- U.S. Patents #6,206,663 and #6,065,326.

Battery-Powered Tool Features

- Includes one-hour battery charger, carrying case and two batteries.
- Choice of a 120 volt, 230 volt or 12 volt battery charger.

Corded Tool Features

- Operates directly from 120 volt 60Hz or 230 volt 50 Hz electrical outlets. No need to charge batteries or worry about running out of power.
- Equipped with 15 foot (5 m) cord. Can be used with extension cords.
- Includes carrying case.

CAT. NO.	UPC NO.	DESCRIPTION
ESG45GL11	10412	Battery-Powered ACSR Cable Cutter, 120 V charger
ESG45GL12	10413	Battery-Powered ACSR Cable Cutter, 12 V charger
ESG45GL22	10414	Battery-Powered ACSR Cable Cutter, 230 V charger
CSG45GL11	01382	Corded ACSR Cable Cutter, 120V
CSG45GL22	01383	Corded ACSR Cable Cutter, 230V
ESG45ESI	10398	 Movable Blade
ESG45ES	10397	 Fixed Blade
07063	07063	 12V NIMH Battery
10411	10411	 Carrying Case for ESG45GL
01598	01598	 Carrying Case for CSG45GL
12274	12274	 Carrying Strap
03046	03046	 120V Charger
03048	03048	 12V Charger
03047	03047	 230V Charger

SPECIFICATIONS

Capacity

ACSR:	1590 kcmil (MCM), (Falcon 54/19)
Standard Guy Strand:	5/8" diameter (16 mm diameter)
EHS Guy Strand:	1/2" diameter (13 mm diameter)
Ground Rod:	5/8" diameter (16 mm diameter)
Rebar (schedule 60):	1/2" diameter (13 mm diameter)
Wire Rope:	5/8" diameter (16 mm diameter)
Copper and Aluminum Cable:	1500 kcmil (MCM) (800 mm ²)

Soft Steel Bolts: 5/8" diameter (16 mm diameter)

Length 15-1/2" (394 mm)

Height 12-1/2" (318 mm)

Weight 12.8 lbs. (5.8 kg)

Battery 12V, 2.6 Ah, NIMH

Battery Charge Time - 1 hour

Hydraulic ACSR Cable Cutter





- Hydraulic cutter takes the effort out of cutting tough cables.
- Flip-open head provides strength while making it easy to cut long lengths.
- Head rotates 180°.
- Thumb release lever for quick blade retraction.

SPECIFICATIONS

Capacity	ACSR: 336.4 kcmil (MCM) Standard Guy Wire, Ground Rod: 1/2" (13 mm) Soft Steel Bolts: 11/16" (17 mm) Wire Rope: 3/4" (19 mm) Rebar: 7/16" dia. (Schedule 60)
-----------------	--

Length 14.5" (368 mm)

Weight 5.7 lbs. (2.6 kg)

CAT. NO.	UPC NO.	DESCRIPTION
HK520	08031	Hydraulic ACSR Cable Cutter
00336	00336	 Cutter Blade
00301	00301	 Fixed Cutter Head

High Performance Ratchet ACSR Cable Cutter



- Two-speed mechanism saves cutting time by closing the blades rapidly and shifting to normal speed to perform the cut.
- Patented mechanism opens the blades automatically when the cut is complete. (U.S. Patent #6,766,581)
- Completely new ratchet mechanism provides excellent durability.
- Short length fits easily into truck bins.
- Durable, lightweight fiberglass handles.

CAT. NO.	UPC NO.	DESCRIPTION
776	02826	High Performance ACSR Cable Cutter
11397	11397	R Movable & Fixed Blade Set

SPECIFICATIONS

Capacity	Cuts ACSR through 636 kcmil with steel core diameters less than 0.32"
Specifically cuts:	All 336.4 and Smaller ACSR 397.5 - Brant, Chickadee, Ibis 477.0 - Pelican, Flicker, Hawk 556.5 - Osprey, Parakeet 605.0 - Peacock 636.0 - Kingbird, Swift, Rook
Length	20" (508 mm)
Weight	6.2 lb. (2.8 kg)

Ratchet ACSR/Cable Cutter



- Extra-thick blades, ground flat to reduce potential for breakage.
- Ratchet action for increased cutting power.
- Two cutting actions – fast scissor cutting for small cable; converts automatically to ratchet mode.
- Anti-slip mechanism for positive ratchet action.
- Rubber boot protects ratchet mechanism.

CAT. NO.	UPC NO.	DESCRIPTION
757	34084	Ratchet ACSR/Cable Cutter
757U	38794	Ratchet ACSR/Cable Cutter without rubber boot
34187	34187	R Cutter Head Unit (Includes 2 Blades)

SPECIFICATIONS

Capacity	954 kcmil (MCM) ACSR, 1/2" (12.7 mm) soft steel rod
Length	29-1/4" (743 mm)
Jaw opening	1.18" (30 mm)
Weight	12.22 lbs. (5.54 kg)

EHS Guy Wire Cutter



- Cuts 1/2" Extra High Strength (EHS) and standard guy wire.
- Cuts 1/2" (12.7 mm) mild steel rods and bolts.
- Has two cutting actions – single-motion cutting for small cable, ratchet action for heavy-duty cutting.
- Anti-slip mechanism for positive ratchet action.

CAT. NO.	UPC NO.	DESCRIPTION
758	01274	Heavy-Duty Ratchet Guy Wire Cutter
03548	03548	R Cutter Head Unit (Includes Blades, Blade Holder, Insert and Hardware)

SPECIFICATIONS

Capacity	1/2" EHS and standard Guy Wire, 1/2" Mild Steel Rods and Bolts
Length	27-3/4" (704 mm)
Weight	10 lbs. 12 oz. (4.8 kg)

Guy Wire Cutter Dies



- Works with any crimping tool that accepts 12-ton "U" type dies.
- Less costly than dedicated cutting tools.
- Simple to install in crimping tools.
- Requires no adjustments for cutting different materials.
- Will cleanly cut guy wire (including EHS), grade 60 rebar, ground rod, soft steel bolts up to 5/8" (16 mm) and up to 477 kcmil (MCM) (240 mm²) ACSR.
- U.S. Patent Number 5,775,158.

CAT. NO.	UPC NO.	DESCRIPTION
00949	00949	Cutting dies for 12-ton "U" die type crimping tools

SPECIFICATIONS

Capacity	Guy Wire: 5/8" (16 mm) dia. Ground Rod: 5/8" (16 mm) dia. EHS Guy Wire: 5/8" (16 mm) dia. Soft Steel Bolts: 5/8" (16 mm) dia. Rebar (grade 60): 5/8" (16 mm) dia. ACSR: 477 kcmil (MCM) (240 mm ²)
-----------------	---

KD6-27 Cutter Dies



- "W" style dies for cutting ACSR
- Now, with improved steel and heat treatment for better durability
- Can be used with any crimping tool that accepts "W" dies. Including: Greenlee K4250, K425BG, EK22GL, CK22GL, CCCX (with UAW adapters), ECCX (with UAW adapters), EK628 (with CJD3 jaws).
- Similar to Burndy W-28K.

CAT. NO.	UPC NO.	DESCRIPTION
KD6-27	10182	"W" Style Cutting Dies for ACSR


SPECIFICATIONS

Capacity	4/0 ACSR
-----------------	----------

ACSR Cable Cutter



- Precision-machined, forged steel blades.
- Cuts ACSR service entrance cable.
- Steel handles with rubber hand grips.

CAT. NO.	UPC NO.	DESCRIPTION
749	32913	ACSR Cable Cutter
04663	04663	 Bolt & Nut Set

SPECIFICATIONS

Capacity	ACSR Cable: 2/0, 7/16" (11.1 mm) Piano Wire: 1/8" (3.2 mm) Copper/Aluminum Cable: 350 kcmil (mcm) (150 mm ²)
Length	28" (711 mm)
Weight	5.66 lbs. (2.6 kg)

Steel Cable & Wire Rope Cutter



- Cuts small diameter wire rope & wire
- Heavy-duty forged steel blades and handles
- Heat treated, precision ground, shear action cutting blades
- Cushioned handle grips

CAT. NO.	UPC NO.	DESCRIPTION
722	19990	Wire Rope & Cable Cutter

SPECIFICATIONS

Capacity	Soft Wire Rope: 1/4" (6 mm) dia. Aircraft Cable: 3/16" (5 mm) dia. Hard Steel Wire: 3/16" (5 mm) dia. Copper/Aluminum Cable: 15/64" (6 mm) dia.
Length	7 7/8" (200 mm)
Weight	.75 lbs. (.34 kg)

COMMUNICATIONS AND UNDERGROUND POWER CABLE CUTTING

Gator® ESC85 Battery-Powered Cable Cutter



- Two-speed pump advances the ram quickly to start the cut.
- Blades open automatically when a cut is complete.
- Scissor-style blades are easy to fit around cables.
- Cutting head rotates 360° for making cuts in tight locations.
- Side handle enhances operator control.
- One-hour battery charger, carrying case, and two batteries included.
- Choice of 120V, 12V, or 230V battery charger.

SPECIFICATIONS

Capacity	3-3/8" dia. (85 mm) ¹ Communications, Cu & Al power cables
Length	14-1/4" (362 mm)
Height	14 lbs. (6.3 kg)
Battery	12V, 2.6 Ah, NIMH
Battery Charge Time	1 hour

¹ Lead sheathed communications cable: 2-1/2" (64 mm)

CAT. NO.	UPC NO.	DESCRIPTION
ESC8511	02741	Cable Cutter w/120V Charger
ESC8512	02742	Cable Cutter w/12V Charger
ESC8522	02743	Cable Cutter w/230V Charger
07063	07063	(R) 12V NIMH Battery
23483	23483	(R) Cutting Blade (2/tool)
20946	20946	(R) Carrying Case
12274	12274	(A) Carrying Strap
03046	03046	(R) 120V Charger
03048	03048	(R) 12V Charger
03047	03047	(R) 230V Charger

Gator® ES85 Battery-Powered Communications Cable Cutter



- Cuts 3" (76mm) diameter communications cable in under 8 seconds.
- Compact design permits use in tight locations such as trenches and pedestals.
- Extra-sharp hardened blades cut the cable without pulling individual strands and with minimal distortion.
- Capable of making approximately 90 cuts of 1800 pair 24 AWG cable per battery charge.
- Operator can switch between reverse and forward direction with one finger.
- Powerful 14.4 volt battery charges in less than one hour.
- Includes two batteries, battery charger and molded carrying case.
- Choice of 120 volt or 230 volt battery charger.

SPECIFICATIONS

Capacity	3-1/4" (82 mm) diameter communications cable Do not use to cut lead sheathed cable
Length	15-3/4" (400 mm)
Weight	6.8 lb. (3.1 kg)

CAT. NO.	UPC NO.	DESCRIPTION
ES85-11	11839	Battery Comm. Cable Cutter, 120V Charger
ES85-22	11854	Battery Comm. Cable Cutter, 230V Charger
11987	11987	Blade Kit
11851	11851	(R) 14.4V NiCd Battery
11845	11845	(R) Carrying Case
11976	11976	(R) Blade
11841	11841	(R) 120V Charger
11856	11856	(R) 230V Charger

Hydraulic Communications and Underground Power Cable Cutter Head



- Easily cuts large diameter communication cable and underground distribution cable.
- Swiveling handle allows for quick positioning for cuts.
- 3/8" male screw-type coupler.
- See page 385 for hydraulic hose and pump selection.

SPECIFICATIONS

CAT. NO.	UPC NO.	DESCRIPTION
SDK202GL	03137	Hydraulic Communications Cable Cutter Head

Capacity	3-1/2" (90 mm) diameter Al or Cu communications cable
Weight	27.5 lb. (12.5 kg).
Length	18-7/8" (480 mm)
Maximum Operating Pressure	10,000 psi (700 bar)

(R) = REPLACEMENT PART (A) = ACCESSORY

High Performance Communications Cable Cutter



- Two-speed mechanism saves cutting time by closing the blades rapidly and shifting to normal speed to perform the cut.
- No more pushing on stubborn release buttons - the blades open automatically when the cut is complete.
- Blades can be opened easily in mid-cut if repositioning is necessary.
- The short length and high-ratio ratchet mechanism are especially useful in tight locations.
- Complete new ratchet mechanism improves durability.
- Wide opening, scissor-style blades make it easy to get around large cables.
- Durable, lightweight, fiberglass handles.
- U.S. Patent #6,766,581.

CAT. NO.	UPC NO.	DESCRIPTION
778	02745	High Performance Communications Cable Cutter
10810	10810 R	Movable Blade
02744	02744 R	Fixed Blade

SPECIFICATIONS	
Capacity	3-3/8" (86 mm) dia. communications cable (1800 pair x 24 AWG.) Not for use with electrical power cable or cables with steel strands.
Length	18.3" (465 mm)
Weight	6.3 lb. (2.9 kg)

Ratchet Communications Cutter



Not for use on ACSR
or steel jacketed cable

This versatile cutter has a specially designed moving blade to handle the larger diameter telephone cable and soft drawn copper and aluminum.

- Cuts up to 2,700 pair 3" telephone cable.
- Blade release for safety and fast backout.
- Ratchet lock.
- Blades are manufactured from high carbon tool steel and heat-treated for long life.
- Rust-resistant, black oxide finish.

CAT. NO.	UPC NO.	DESCRIPTION
45240	45240	Telco Ratchet Cutter
45241	45241	Movable Blade
45242	45242	Fixed Blade

SPECIFICATIONS	
Length	11-1/2" (287 mm)
Weight	2.8 lbs. (1.3 kg)

Heavy-Duty Manual Communications Cable Cutter



- Forged and heat-treated blades specially designed for communications cable.
- Easily cuts cables up to 2-1/4" (57 mm) in diameter.
- Makes clean cuts with minimal distortion on lead, rubber, PVC and polyethylene-sheathed cables.
- Blades and handles are replaceable in case of damage.
- Precision-ground, shear-type blades.
- Fiberglass handles with non-slip rubber grips.

CAT. NO.	UPC NO.	DESCRIPTION
765	06011	Heavy-Duty Communications Cutter
05935	05935 R	Cutter Blade (765) (2 required)

SPECIFICATIONS	
Cutting Capacity	2-1/4" (57 mm) Communications Cable (900 pair, 24 AWG)
Length	37" (940 mm)
Weight	7.2 lbs. (3.3 kg)

Greenlee Crimping Tool Capacities

TOOL TYPE	4 TON	4.5 TON (4)	6 TON	12 TON (5)		15 TON	ROTATING DIE (1)				QUAD-POINT DIELESS		DIELESS			
	EK410	K4250 K425BG	EK628 (6) EK22GL CK22GL ECCX CCCX	RK1230 HK1230 EK1230 CK1230 HKL1230	RK1240 HK1240 EK1240 CK1240 E12CCX C12CCX	RK1550	K111	K05-1SPGL	K09-2.5SPGL	K09-3GL	RK06AT HK06AT EK06AT CK06AT	RK06FT HK06FT EK06FT CK06FT	1981	1989	1990	EK12ID CK12ID
CONNECTOR TYPE																
INDUSTRIAL																
Copper Lugs	8-300	8-500	8-600 (2)	8-750	8-750	8-1500	8-1	8-1/0	8-4/0	3/0-400	6-500	6-750	8-250	4-500	4-1000	4-1000
Copper Splices	8-300	8-500	8-600 (2)	8-400	8-750	8-1500	8-1	8-1/0	8-4/0	3/0-400	6-500	6-750	8-250	4-500	4-1000	4-1000
Aluminum Lugs	8-2/0	8-4/0	8-300 (3)	8-750	8-750	8-1000					6-400	6-750	8-4/0	6-500	6-1000	6-1000
Aluminum Splices	8-2/0	8-4/0	8-300 (3)	8-400	8-750	8-1000					6-400	6-750	8-4/0	6-500	6-1000	6-1000
Copper "C" Taps		10-2	12-2 (4)	12-400	12-400	8-1000										
Aluminum "H" Taps				6-500	6-500	6-1000										
Aluminum Pin Adapters		6-1/0	6-1/0 (3)	6-500	6-750	6-750							6-500	6-750		
GROUNDING																
Ground Grid Connectors			6-3 (4)	6-500	6-500	6-500										
Copper "E" Taps				6-500	6-500	6-500										
OVERHEAD																
5/8" Service Ent. Connectors	10-1/0	10-1/0	10-1/0 (4)	10-1/0	10-1/0	10-1/0					8-1/0	8-1/0				
.840 Service Ent. Connectors	1/0-4/0	1/0-4/0	1/0-4/0 (4)	1/0-4/0	1/0-4/0	1/0-4/0					4-350	4-350				
Aluminum "H" Taps		6-4/0	6-4/0 (4)	6-500	6-500	6-900										
Copper "H" Taps		10-2	12-2 (4)	12-4/0	12-4/0	12-4/0										
Copper Tension Splice		6-2/0	6-2/0 (4)	6-500	6-500	6-500					6-4/0	6-4/0				
All Aluminum Tension Splice		6-4/0	6-4/0 (4)	6-587.5	6-587.5	6-587.5										
One Piece ACSR Tension Splice		4-1/0	4-1/0 (4)	4-556.5	4-556.5	4-556.5					4-477	4-477				
Two Piece ACSR Tension Splice		2-477	2-4/0 (4)	2-556.5	2-556.5	2-900										
Aluminum Jumper Splice		4-266.8	4-266.8 (4)	4-556.5	4-556.5	4-795										
Stirrups		2-4/0	6-4/0 (4)	6-500	6-500	6-500										
Aluminum Lugs		2-1/0	4-4/0 (4)	4-556.5	4-556.5	4-795										
Copper Lugs		6-1/0	1/0-2/0 (4)	1/0-500	1/0-500	1/0-500										

NOTES: (1) Die wheels are rotated to match the cable size. Dies are color coded and marked with the cable size.
 (2) Capacity using Greenlee KC22 dies.
 (3) Capacity using Greenlee KA22 dies.
 (4) Capacity using "W" dies.
 (5) Capacity using "U" dies.
 (6) Not for use with Burndy 400, 500, and 600 kcmil splices and Penn-Union 600 kcmil splices. The EK628 can be used with all sizes of Burndy & Penn-Union lugs from 8AWG to 600 kcmil.

Wire & Cable Termination

USA Tel: 800.435.0786
Fax: 800.451.2632

Canada Tel: 800.435.0786
Fax: 800.524.2853

International Tel: +1.815.397.7070
Fax: +1.815.397.9247

DIE-TYPE CRIMPING

Gator® Plus Battery-Powered 4-Ton Crimping Tool



- New breakthrough hydraulic pump design results in an extremely compact battery-powered crimping tool with capacity to 300 kcmil (MCM) copper color-coded connectors. Also crimps 5/8 and 840 service entrance connectors.
- Special compact 9.6 volt NiCd battery reduces weight and size.
- Slim profile and light weight provide for one-hand operation.
- Can complete approximately 85 crimps per battery charge with 4/0 copper connectors.
- Ram automatically retracts to signal that crimp is complete.
- Ram can be retracted in mid-cycle to adjust connector.
- Flip-open crimping head rotates 360°.
- Includes two batteries, battery charger and molded carrying case.
- Choice of 120 volt, 230 volt or 12 volt battery charger.

SPECIFICATIONS

Capacity	8 AWG to 300 kcmil (MCM) copper color-coded connectors 8 AWG to 2/0 AWG aluminum color-coded connectors 5/8" service entrance connectors 840 service entrance connectors
Crimping Force	7,900 lb. (35 kN)
Length	14" (356 mm)
Width	3-1/8" (79 mm)
Weight	3.6 lbs. (1.6 kg)
Crimp Cycle Time	~4 seconds
Battery	9.6 volt NiCd
Battery Charge Time	1 Hour

Crimping dies on page 213

CAT. NO.	UPC NO.	DESCRIPTION
EK41011	02033	4-Ton Battery-Powered Crimping Tool, 120V Charger
EK41012	02034	4-Ton Battery-Powered Crimping Tool, 12V Charger
EK41022	02035	4-Ton Battery-Powered Crimping Tool, 230V Charger
89188	89188	R 9.6 V NiCd Battery
02019	02019	R Carrying Case
12722	12722	R 120V Charger
23076	23076	R 12V Charger
12723	12723	R 230V Charger

*UL and cUL classified with Anderson®, Blackburn®, Burndy®, ILSCO®, Panduit®, Penn-Union® and Thomas & Betts® copper and aluminum color-coded connectors. The products listed above are registered trademarks of Anderson®, Blackburn®, FCI Burndy®, ILSCO®, Panduit®, Penn-Union® and Thomas & Betts®.

EK628 Battery-Powered 6-Ton Crimping Tool



- Slim profile and light weight permit one-hand operation.
- Crimping jaws automatically open to signal that crimp is complete.
- Crimping jaws can be opened in mid-cycle to adjust connector.
- Interchangeable crimping jaws rotate 350 degrees.
- Two batteries, battery charger, and molded carrying case included.
- Choice of 120 volt, 12 volt, or 230 volt battery charger.
- Equipped with CJ22 crimping jaws that accept Greenlee K22 series crimping dies.
- When equipped with CJD3 crimping jaws, can be used with all industry "W" style crimping dies.
- When equipped with CJK crimping jaws, can be used with Thomas & Betts "6-Ton" crimping dies.

SPECIFICATIONS

Capacity*	8AWG to 600 kcmil copper color-coded connectors 8AWG to 350 kcmil aluminum color-coded connectors
Crimping Force	6 tons (53 kN)
Length	18-1/4" (465 mm)
Width (jaws open)	4-1/4" (108 mm)
Weight	5.4 lbs. (2.47 kg)
Battery	9.6 Volt, NiCd
Crimp Cycle Time	~6 seconds
Battery Charge Time	1 hour

Crimping dies on page 214

CAT. NO.	UPC NO.	DESCRIPTION
EK62811	23593	EK628 crimping tool w/120 V battery charger
EK628-D12	23594	EK628 crimping tool w/12 V battery charger
EK628-D22	23595	EK628 crimping tool w/230 V battery charger
K22S1GL	03078	A Die Kit for 8 AWG-600 kcmil Copper Connectors (Includes all copper die sets listed below and carrying case)
KD06AL	01631	A Die Kit for 8 AWG-350 kcmil Aluminum Connectors (Includes all aluminum die sets listed below and carrying case)
CJD3	03242	A Crimping jaw unit- "W" dies
CJK	04829	A Crimping jaw unit- Thomas & Betts "6-Ton" dies
56356	56356	R Carrying Case
89188	89188	R Battery - 9.6V NiCd
12722	12722	R 120V Charger
23076	23076	R 12V Charger
12723	12723	R 230V Charger

*UL and cUL classified from 8 AWG to 600 kcmil with Anderson®, Blackburn®, Burndy®, ILSCO®, Panduit®, Penn-Union® and Thomas & Betts® copper code color-coded connectors when used with Greenlee KC22 crimping dies. Not for use with Burndy 400, 500 or 600 kcmil splices and Penn-Union 600 kcmil splices.

UL & cUL classified from 8 AWG to 350 kcmil (MCM) with Anderson®, Blackburn®, Burndy®, ILSCO®, Panduit®, Thomas & Betts®, and Penn-Union aluminum code color-coded connectors when used with Greenlee KA22 crimping dies.

R = REPLACEMENT PART **A** = ACCESSORY

Gator® Plus Battery-Powered and Corded 6-Ton Crimping Tools



EK22GL11



CK22GL11

Battery-Powered and Corded Tool Features

- Ram automatically retracts after the cut is complete. No need to push a retract lever. Tool is automatically ready to perform the next cut.
- Flip-top style opens easily with a simple pull on the side piece and rotates 360°.
- Equipped with die adapters for “W” type dies. The adapters are equivalent to “D₃” dies.
- U.S. Patents #6,206,663 and #6,065,326.

Battery-Powered Tool Features

- A two-speed pump advances the ram quickly to start the crimp. Crimp times range from about 5 to 7 seconds depending on the connector.
- Powerful 12 volt 2.6 Ah battery provides up to 120 crimps per charge.
- Includes one-hour battery charger, carrying case and two batteries.
- Choice of a 120 volt, 230 volt or 12 volt battery charger.

Corded Tool Features

- Operates directly from 120 volt 60Hz or 230 volt 50 Hz electrical outlets. No need to charge batteries or worry about running out of power.
- Equipped with 15 foot (5 m) cord. Can be used with extension cords.
- A two-speed pump advances the ram quickly to start the crimp. Crimp completion time is reduced by over 25%. Crimp times range from about 5 to 7 seconds depending on the connector.
- Includes carrying case.

CAT. NO.	UPC NO.	DESCRIPTION
EK22GL11	03551	6-Ton Battery-Powered Crimping Tool 120 V charger
EK22GL12	03552	6-Ton Battery-Powered Crimping Tool 12 V charger
EK22GL22	03553	6-Ton Battery-Powered Crimping Tool 230 V charger
CK22GL11	01368	6-Ton Corded Crimping Tool, 120V
CK22GL22	01369	6-Ton Corded Crimping Tool, 230 V
07063	07063	R 12V NIMH Battery
05954	05954	R EK22GL Carrying Case
01618	01618	R CK22GL Carrying Case
12274	12274	A Carrying Strap
04292	04292	R Die Adapter for “W” Type Dies
03046	03046	R 120V Charger
03048	03048	R 12V Charger
03047	03047	R 230V Charger

SPECIFICATIONS	BATTERY POWERED	CORDED
Capacity	Color-coded copper lugs and splices, 600 kcmil (MCM). Color-coded aluminum lugs and splices, 350 kcmil (MCM). For capacity with other types of connectors, see chart on page 201.	
Crimping Force	12,000 lb (53 kN)	12,000 lb (53 kN)
Length	12-3/8" (314 mm)	12-3/8" (314 mm)
Height	11-3/4" (298 mm)	11-3/4" (298 mm)
Weight	9.7 lbs. (4.4 kg)	9.7 lbs. (4.4 kg)
Battery	12 V, 2.6 Ah, NIMH	N/A
Battery charge time	1 hour	N/A

Crimping dies on page 214

*UL and cUL classified with Anderson®, Blackburn®, Burndy®, ILSCO®, Panduit®, Penn-Union® and Thomas & Betts® copper lugs and splices to 600 kcmil (MCM) and with aluminum lugs & splices to 350 kcmil (MCM). The products listed above are registered trademarks of Anderson®, Blackburn®, FCI Burndy®, ILSCO®, Panduit®, Penn-Union® and Thomas & Betts®.

Gator® Plus 12-Ton Battery-Powered Crimping Tools



- Three crimping head choices: EK1230 for industry “U” type dies with 1.20” (30 mm) opening, EK1240 for industry “U” type dies with 1.65” (42 mm) opening and EK1240K for Kearney PH2 type dies.
- New head designs result in lower weight and improved durability – tested to 50,000 crimp cycles.
- Two-speed pump to reduce cycle time.
- Ram automatically retracts when crimp cycle is complete – a Greenlee exclusive.
- Retraction stop feature permits the operator to stop the ram retraction at any point by pulling the trigger. The subsequent crimp cycle starts from this partially retracted position saving time and battery life.
- Crimping heads rotate 360°.
- Covered head models have two layers of PVC that total approximately 3/16” (4.8 mm) thick. The outer layer is black and the inner layer is red.
- Powerful 12 volt 2.6 Ah battery provides up to 35 crimps per charge.
- Includes one-hour battery charger, carrying case, and two batteries.
- U.S. Patents #6,206,663 and #6,065,326.

CAT. NO.	UPC NO.	DESCRIPTION
EK123011	06429	12-Ton Battery-Powered Crimping Tool, 1.2” (30 mm) opening, 120 V Charger
EK123012	06431	12-Ton Battery-Powered Crimping Tool, 1.2” (30 mm) opening, 12 V Charger
EK123022	06432	12-Ton Battery-Powered Crimping Tool, 1.2” (30 mm) opening, 230 V Charger
EK1230C11	07190	12-Ton Battery-Powered Crimping Tool, 1.2” (30 mm) opening, PVC covered, 120 V Charger
EK1230C12	07191	12-Ton Battery-Powered Crimping Tool, 1.2” (30 mm) opening, PVC covered, 12 V Charger
EK1230C22	07192	12-Ton Battery-Powered Crimping Tool, 1.2” (30 mm) opening, PVC covered, 230 V Charger
EK124011	06436	12-Ton Battery-Powered Crimping Tool, 1.65” (42 mm) opening, 120 V Charger
EK124012	06437	12-Ton Battery-Powered Crimping Tool, 1.65” (42 mm) opening, 12 V Charger
EK124022	06439	12-Ton Battery-Powered Crimping Tool, 1.65” (42 mm) opening, 230 V Charger
EK1240C11	07193	12-Ton Battery-Powered Crimping Tool, 1.65” (42 mm) opening, PVC covered, 120 V Charger
EK1240C12	07194	12-Ton Battery-Powered Crimping Tool, 1.65” (42 mm) opening, PVC covered, 12 V Charger
EK1240C22	07195	12-Ton Battery-Powered Crimping Tool, 1.65” (42 mm) opening, PVC covered, 230 V Charger
EK1240K11	06443	12-Ton Battery-Powered Crimping Tool, Kearney head, 120 V Charger
EK1240K12	06444	12-Ton Battery-Powered Crimping Tool, Kearney head, 12 V Charger
EK1240K22	06445	12-Ton Battery-Powered Crimping Tool, Kearney head, 230 V Charger
EK1240KC11	07196	12-Ton Battery-Powered Crimping Tool, Kearney head, PVC covered, 120 V Charger
EK1240KC12	07197	12-Ton Battery-Powered Crimping Tool, Kearney head, PVC covered, 12 V Charger
EK1240KC22	07198	12-Ton Battery-Powered Crimping Tool, Kearney head, PVC Covered, 230 V Charger
07063	07063	(R) 12V NIMH battery
06712	06712	(R) EK1230 & EK1240 Carrying Case
12274	12274	(A) Carrying Strap
03046	03046	(R) 120V Charger
03048	03048	(R) 12V Charger
03047	03047	(R) 230V Charger

SPECIFICATIONS

Capacity*	EK1230 & EK1240 – 8 AWG to 750 kcmil copper color-coded lugs and splices See crimping tool capacity chart on page 201, for additional capacities EK1240K – ACSR terminals 1033 kcmil (MCM), ACSR tension fittings 477 kcmil (MCM)
Crimping Force	24,000 lb (106 kN)
Length	EK1230 – 14-5/8” (371 mm); EK1240 – 15-1/4” (387 mm); EK1240K – 15-3/4” (398 mm)
Weight	EK1230 – 14.1 lbs (6.4 kg) EK1240 & EK1240K – 14.9 lbs. (6.8 kg)

Crimping dies on page 215

* EK1230 and EK1240 are UL and cUL classified with Anderson®, Blackburn®, Burndy®, ILSCO®, Panduit®, Penn-Union® and Thomas & Betts® copper and aluminum color-coded lugs and splices when used with Greenlee KC12 and KA12 crimping dies. The products listed above are registered trademarks of Anderson®, Blackburn®, FCI Burndy®, ILSCO®, Panduit®, Penn-Union® and Thomas & Betts®.

Gator® Plus 12-Ton Corded Crimping Tools



- Operates directly from 120 volt 60 Hz or 230 volt 50 Hz electrical outlets. No need to charge batteries or worry about running out of power.
- Equipped with 15 foot (5 m) cord. Can be used with extension cords.
- Two crimping head choices: CK1230 for industry “U” type dies with 1.20" (30 mm) opening, and CK1240 for industry “U” type dies with 1.65" (42 mm) opening.
- New head designs result in lower weight and improved durability – tested to 50,000 crimp cycles.
- Two-speed pump to reduce cycle time.
- Ram automatically retracts when crimp cycle is complete – a Greenlee exclusive.
- Retraction stop feature permits the operator to stop the ram retraction at any point by pulling the trigger. The subsequent crimp cycle starts from this partially retracted position saving time and battery life.
- Crimping heads rotate 360°.
- Includes carrying case.
- U.S. Patents #6,206,663 and #6,065,326.

CAT. NO.	UPC NO.	DESCRIPTION
CK123011	01370	Corded 12-Ton Crimping Tool, 1.2" (30 mm) opening, 120V
CK123022	01372	Corded 12-Ton Crimping Tool, 1.2" (30mm) opening, 230V
CK124011	01373	Corded 12-Ton Crimping Tool, 1.65" (42 mm) opening, 120V
CK124022	01374	Corded 12-Ton Crimping Tool, 1.65" (42 mm) opening, 230V
01523	01523	Carrying Case
12274	12274	Carrying Strap

SPECIFICATIONS

Capacity*	CK1230 & CK1240 – 8 AWG to 750 kcmil copper color-coded lugs and splices. See Crimping Tool Capacity chart on page 201 for additional capabilities
Crimping Force	24,000 lb (106 kN)
Length	CK1230: 14-5/8" (371 mm); CK1240: 15-1/4" (387 mm)
Weight	CK1230: 14.1 lbs (6.4 kg); CK1240: 14.9 lbs (6.8 kg)

Crimping dies on page 219

*CK1230 and CK1240 are UL and cUL classified with Anderson, Blackburn, FCI Burndy, ILSCO, Panduit, Penn-Union and Thomas & Betts copper and aluminum color-coded lugs and splices when used with Greenlee KC12 and KA12 crimping dies. The products listed above are registered trademarks of Anderson®, Blackburn®, FCI Burndy®, ILSCO®, Panduit®, Penn-Union® and Thomas & Betts®.

12-Ton Manual Hydraulic Crimping Tools



- Two crimping head choices: HK1230 for Industry “U” type dies with 1.20" (30 mm) opening, and HK1240 for industry “U” type dies with 1.65" (42 mm) opening.
- New head designs result in lower weight and improved durability – tested to 50,000 crimp cycles.
- Two-speed pump to reduce cycle time.
- Ram automatically retracts when crimp cycle is complete – a Greenlee exclusive.
- Crimping heads rotate 360°.
- Smaller and lighter than competitive tools.
- Covered head models have two layers of PVC that total approximately 3/16" (4.8 mm) thick. The outer layer is black and the inner layer is red.
- Includes carrying case.
- U.S. Patent #6,206,663.

SPECIFICATIONS

Capacity*	HK1230 & HK1240 – 8 AWG to 750 kcmil copper color-coded lugs and splices. See crimping tool capacity chart on pg. 201;
Crimping Force	24,000 lbs (106 kN)
Length	HK1230 – 20-3/8" (518 mm); HK1240 – 21-1/2" (546 mm);
Weight	HK1230 – 12.2 lbs (5.5 kg); HK1240 – 13.2 lbs (6.0 kg)

Crimping dies on page 215

*HK1230 and HK1240 are UL and cUL classified with Anderson, Blackburn, FCI Burndy, ILSCO, Panduit, Penn-Union and Thomas & Betts copper and aluminum color-coded lugs and splices when used with Greenlee KC12 and KA12 crimping dies. The products listed above are registered trademarks of Anderson®, Blackburn®, FCI Burndy®, ILSCO®, Panduit®, Penn-Union® and Thomas & Betts®.

B = REPLACEMENT PART **A** = ACCESSORY

CAT. NO.	UPC NO.	DESCRIPTION
HK1230	06426	12-Ton Hydraulic Crimping Tool, 1.2" (30 mm) opening
HK1230C	07199	12-Ton Hydraulic Crimping Tool, 1.2" (30 mm) opening, PVC covered
HK1240	06427	12-Ton Hydraulic Crimping Tool, 1.65" (42 mm) opening
HK1240C	07202	12-Ton Hydraulic Crimping Tool, 1.65" (42 mm) opening, PVC covered

12-Ton Manual Hydraulic Crimping Tool

NEW



- Two-speed ram advances fast and shifts to lower speed to complete the crimp.
- Strong, lightweight fiberglass handles.
- Push button permits dies to be inserted and removed easily.
- The "C" style head has a 1.4" (32 mm) opening for easy placement on connectors.
- Tool is supplied in a durable, molded plastic carrying case.
- Accepts Greenlee and Industry "U" style dies for 12-ton tools.

SPECIFICATIONS

Capacity* 8 AWG to 750 kcmil copper color-coded lugs and splices.
See crimping tool capacity chart on page 201 for additional capacities.

Crimping Force 24,000 lbs (106 kN)

Length 24-1/4" (616 mm)

Crimping dies on page 215

*UL and cUL is classified with Anderson, Blackburn, FCI Burndy, ILSCO, Panduit, Penn-Union and Thomas & Betts copper and aluminum color-coded lugs and splices when used with Greenlee KC12 and KA12 crimping dies. The products listed above are registered trademarks of Anderson®, Blackburn®, FCI Burndy®, ILSCO®, Panduit®, Penn-Union® and Thomas & Betts®.

CAT. NO.	UPC NO.	DESCRIPTION
HKL1232	23521	12-Ton Hydraulic Crimping Tool, 1.4" (32 mm) opening

12-Ton Remote-Powered Crimping Heads



RK1230



RK1240



RK1240C

- Two crimping head choices: RK1230 for Industry "U" type dies with 1.20" (30 mm) opening, and RK1240 for Industry "U" type dies with 1.65" (42 mm) opening.
- New head designs result in lower weight and improved durability – tested to 50,000 crimp cycles.
- Boss included on each crimping head for use with hotsticks.
- Easy to get into tight locations, light weight makes them excellent choices for hotstick use.
- Single-acting tools require an external hydraulic pump capable of 10,000 psi (700 bar).
- Equipped with a 3/8" male screw-type coupler.
- Capable of crimping a wide range of lugs, C-taps, H-taps and overhead tension sleeves.
- Covered head models have two layers of PVC that total approximately 3/16" (4.8 mm) thick. The outer layer is black and the inner layer is red.
- Includes carrying case.
- See page 383-385 for hydraulic hose and pump selection.

CAT. NO.	UPC NO.	DESCRIPTION
RK1230	05350	12-Ton Remote-Powered Crimping Head, 1.2" (30 mm) opening
RK1240	05351	12-Ton Remote-Powered Crimping Head, 1.65" (42 mm) opening
RK1240C	07205	12-Ton Remote-Powered Crimping Head, 1.65" (42 mm) opening, PVC covered

SPECIFICATIONS

Capacity* RK1230 & RK1240 – 8 AWG to 750 kcmil copper color-coded lugs and splices.
See crimping tool capacity chart on pg. 201 for additional capabilities

Crimping Force 24,000 lbs (106 kN)

Length RK1230 – 10-3/4" (273 mm); RK1240 – 11-7/8" (302 mm)

Weight RK1230 – 8.7 lbs (3.9 kg);
RK1240 – 9.7 lbs. (4.4 kg)

Max. Operating Pressure 10,000 psi (700 bar)

Crimping dies on page 215

*RK1230 and RK1240 are UL and cUL classified with Anderson, Blackburn, FCI Burndy, ILSCO, Panduit, Penn-Union and Thomas & Betts copper and aluminum color coded lugs and splices when used with Greenlee KC12 and KA12 crimping dies. The products listed above are registered trademarks of Anderson®, Blackburn®, FCI Burndy®, ILSCO®, Panduit®, Penn-Union® and Thomas & Betts®.

15-Ton Crimping Tool



- Interchangeable adapters permit the use of a wide variety of die types for all common crimping applications.
- Accepts Kearney PH4/PH14 dies without adapters.
- Zinc-plated head resists corrosion better than other finishes.
- Hot stick attachment point is standard.
- Operates with most 10,000 psi (700 bar) hydraulic sources.
- Equipped with 3/8" male screw-type 10,000 psi (700 bar) coupler.
- Includes carrying case.
- See pages 383-385 for hose and pump selection.

SPECIFICATIONS		CAT. NO.	UPC NO.	DESCRIPTION
Capacity*	Color-Coded copper lugs and splices: #8 to 1500 kcmil (MCM) Color-Coded aluminum lugs and splices: #8 to 1000 kcmil (MCM) For other connector types, see the capacity chart on page 201	RK1550	05353	15-Ton Single-Acting Remote-Powered Crimping Tool
Crimping Force at 10,000 psi (700 bar)	30,000 lbs (133 kN)	48820	48820	Die Adapters – Burndy P dies (Y46), IlSCO ILD-P dies
Length	15" (380 mm);	48788	48788	Die Adapters – T&B 15600 dies, Blackburn 15600 dies
Width	3" (76 mm)	48802	48802	Die Adapters – Greenlee U dies, Burndy U dies, IlSCO ILD dies, T&B 15500 dies, Blackburn 15500 dies
Height	5-3/8" (135 mm)	48824	48824	Die Adapters – Kearney PH2/WH2 dies
Weight	14.1 lbs. (6.4 kg)			
Operating Pressure	10,000 psi (700 bar)			

*UL and cUL classified with Anderson, Blackburn, FCI Burndy, ILSCO, Panduit, Penn-Union and Thomas & Betts copper and aluminum color-coded lugs and splices up to 750kcmil using 48802 die adapters when used with Greenlee KC12 and KA12 crimping dies. The products listed above are registered trademarks of Anderson®, Blackburn®, FCI Burndy®, ILSCO®, Panduit®, Penn-Union® and Thomas & Betts®.

Crimping Tool 8-1 AWG



- Small size and light weight make this an ideal tool for crimping small lugs and splices.
- Easily fits in tool pouches.
- Full-cycle mechanism assures that crimps are complete.
- Jaws can be opened in mid-cycle if necessary to adjust connector.
- Wide grips make crimping easy on the hands.

CAT. NO.	UPC NO.	DESCRIPTION
K111	10763	Crimping Tool

SPECIFICATIONS	
Capacity*	8 AWG – 1 AWG copper color-coded connectors
Length	10" (273 mm)
Weight	1.4 lbs. (0.6 kg)

*UL and cUL classified with Anderson, Blackburn, Burndy, ILSCO, Panduit, Penn-Union and Thomas & Betts copper color-coded connectors. The products listed above are registered trademarks of Anderson®, Blackburn®, FCI Burndy®, ILSCO®, Panduit®, Penn-Union® and Thomas & Betts®.

Wire & Cable Termination

USA Tel: 800.435.0786
Fax: 800.451.2632

Canada Tel: 800.435.0786
Fax: 800.524.2853

International Tel: +1.815.397.7070
Fax: +1.815.397.9247

K-Series Crimping Tool 8-1/0 AWG




- Crimps smaller copper connectors.
- Small, light weight, easy to handle.
- Easy to get in tight locations.
- Color-coded, hexagonal rotating dies.
- Full cycle mechanism releases only after full crimp cycle is completed.

CAT. NO.	UPC NO.	DESCRIPTION
K05-1GL	02624	Crimping Tool
K05-1SPGL	02625	Crimping Tool, full cycle mechanism
02694	02694	R Die Set

SPECIFICATIONS	
Capacity*	8 AWG – 1/0 AWG Copper
Length	15.4" (390 mm)
Weight	2.4 lbs. (1.1 kg)

*UL and cUL classified with Anderson, Blackburn, Burndy, ILSCO, Panduit, Thomas & Betts and Penn-Union copper connectors. The products listed above are registered trademarks of Anderson®, Blackburn®, FCI Burndy®, ILSCO®, Panduit®, Penn-Union® and Thomas & Betts®.

K-Series Crimping Tool 8-4/0 AWG




- Crimps all the popular small to mid-range copper connector sizes.
- Long length results in low handle efforts.
- Color-coded, hexagonal rotating dies.
- Full cycle mechanism releases only after full crimp cycle is completed.

CAT. NO.	UPC NO.	DESCRIPTION
K09-2GL	02628	Crimping Tool
K09-2SPGL	02629	Crimping Tool, full cycle mechanism
02912	02912	R Die Set

SPECIFICATIONS	
Capacity*	8 AWG – 4/0 AWG Copper
Length	25.5" (650 mm)
Weight	6.4 lbs. (2.9 kg)

*UL and cUL classified with Anderson, Blackburn, Burndy, ILSCO, Panduit, Thomas & Betts and Penn-Union copper connectors. The products listed above are registered trademarks of Anderson®, Blackburn®, FCI Burndy®, ILSCO®, Panduit®, Penn-Union® and Thomas & Betts®.

K-Series Crimping Tool 3/0-400



- Crimps the larger copper connector sizes all the way to 400 kcmil (MCM).
- Color-coded, hexagonal rotating dies.

CAT. NO.	UPC NO.	DESCRIPTION
K09-3GL	02630	Crimping Tool
02913	02913	R Die Set

SPECIFICATIONS	
Capacity*	3/0 AWG – 400 kcmil (MCM) Copper
Length	25.5" (650 mm)
Weight	6.4 lbs. (2.6 kg)

*UL classified and CSA certified with Anderson, Blackburn, Burndy, ILSCO, Panduit, Thomas & Betts and Penn-Union copper connectors. The products listed above are registered trademarks of Anderson®, Blackburn®, FCI Burndy®, ILSCO®, Panduit®, Penn-Union® and Thomas & Betts®.

Manual Crimping Tool



K425BG

- Designed for crimping a wide range of overhead service entrance connections, overhead splices, and overhead taps.
- Easy-to-use MD-6 type "pop" tool.
- K425-Equipped with D, die groove and either a "BG" or "O" die groove.
- K425K tools are equipped with a die groove for Kearney® "O" dies and either a 5/8" or "O" die groove
- The D, die groove serves as a die seat for all Greenlee and industry "W" type dies. Page 214.
- Bent fiberglass handles provide a solid grip, good leverage and better durability than wood.
- Teflon-impregnated bushings at pivot joints provide smooth operation and long life.
- Complete crimps are assured with an over-center cam mechanism.
- Tool can easily be checked visually for proper adjustment and can be adjusted with Allen wrenches.

CAT. NO.	UPC NO.	DESCRIPTION
K4250	02064	Crimping Tool with D, and O die grooves
K425BG	02065	Crimping Tool with D, and BG die grooves
K425K58	08160	Crimping Tool with Kearney® O and 5/8 die grooves
K425K0	08161	Crimping Tool with Kearney® D and O die grooves

SPECIFICATIONS	
Capacity*	See capacity chart on page 201
Crimping Force	9,000 lb. (40 kN)
Length	25-3/8" (645 mm)
Weight	7.1 lbs. (3.2 kg)

R = REPLACEMENT PART **A** = ACCESSORY

DIELESS CRIMPING

Gator® Plus Battery-Powered and Corded Quad-Point Dieless Crimping Tools

Wire & Cable Termination



EKO6AT

Battery-Powered and Corded Tool Features

- Two-speed pump advances the ram quickly to start the crimp, reducing crimp completion time. The ram automatically retracts after the crimp is complete.
- Lightweight, featuring an angled pistol grip and a 360° rotating head.
- Flip-top style uses a pull pin to open head for easy removal from the connector.
- U.S. Patents #6,206,663 and #6,065,326.

Battery-Powered Tool Features

- Utilizes four indentors to make the crimp.
- Includes two batteries, battery charger, carrying case, test gauge and test slugs.
- Choice of a 120 volt, 230 volt, or 12 volt one-hour battery charger.

Corded Tool Features

- Operates directly from 120 volt 60Hz or 230 volt 50 Hz electrical outlets. No need to charge batteries or worry about running out of power.
- Equipped with 15 foot (5 m) cord. Can be used with extension cords.
- 6.2-ton capacity. Utilizes four indentors to make the crimp.
- Includes carrying case, test gauge and test slugs.



EK06FT



CK06AT



CK06FT

CAT. NO.	UPC NO.	DESCRIPTION
EK06AT11	06069	Quad-Point Battery-Powered Crimping Tool, Open Head Dieless, 120 V Charger (12V NiCd Battery)
EK06AT12	06070	Quad-Point Battery-Powered Crimping Tool, Open Head Dieless, 12 V charger (12V NiCd Battery)
EK06AT22	06071	Quad-Point Battery-Powered Crimping Tool, Open Head Dieless, 230 V charger (12V NiCd Battery)
EK06ATC11	06203	Quad-Point Battery-Powered Crimping Tool, Open Rubber Covered Head Dieless, 120 V Charger (12V NiCd Battery)
EK06ATC12	06204	Quad-Point Battery-Powered Crimping Tool, Open Rubber Covered Head Dieless, 12 V Charger (12V NiCd Battery)
EK06ATC22	06206	Quad-Point Battery-Powered Crimping Tool, Open Rubber Covered Head Dieless, 230 V Charger (12V NiCd Battery)
EK06FT11	06072	Quad-Point Battery-Powered Crimping Tool, Flip-Top Head Dieless, 120 V Charger (12V NiCd Battery)
EK06FT12	06073	Quad-Point Battery-Powered Crimping Tool, Flip-Top Head Dieless, 12 V Charger (12V NiCd Battery)
EK06FT22	06074	Quad-Point Battery-Powered Crimping Tool, Flip-Top Head Dieless, 230 V Charger (12V NiCd Battery)
CK06AT11	01377	Corded Quad-Point Crimping Tool, Open Head, 120 V
CK06AT22	01378	Corded Quad-Point Crimping Tool, Open Head, 230 V
CK06FT11	01380	Corded Quad-Point Crimping Tool, Flip-Top Head, 120 V
CK06FT22	01381	Corded Quad-Point Crimping Tool, Flip-Top Head, 230 V
07063	07063	R 12V NIMH Battery
06333	06333	R Carrying Case for EK06AT & EK06FT
01598	01598	R Carrying Case for CK06AT & CK06FT
12274	12274	R Carrying Strap
03046	03046	A 120V Charger
03048	03048	R 12V Charger
03047	03047	R 230V Charger

SPECIFICATIONS	BATTERY POWERED	CORDED
Capacity*	See crimping tool capacity chart on page 201	See crimping tool capacity chart on page 201
Crimping Force	6.2 tons (55 kN)	6.2 tons (55 kN)
Length	EK06AT – 14"(355 mm), EK06FT – 14-7/8" (378 mm)	CK06AT – 14" (355 mm), CK06FT – 14-7/8" (378 mm)
Weight	EK06AT – 11.1 lbs. (5.0 kg), EK06FT – 10.8 lbs. (4.9 kg)	CK06AT – 11.1 lbs. (5.0 kg), CK06FT – 10.8 lbs. (4.9 kg)
Battery	12V, 2.6 Ah, NIMH	N/A
Battery Charge Time	1 hour	N/A
Operating Voltage	N/A	120 volts: CK06AT11, CK06ATC11, CK06FT11 230 volts: CK06AT22, CK06ATC22, CK06FT22

*FT tools are UL and cUL classified with #4AWG – 750 kcmil (MCM) copper color-coded connectors and #6AWG – 750 kcmil (MCM) aluminum color-coded connectors of the following brands: Anderson, Blackburn, FCI Burndy, IlSCO, Panduit, Penn-Union, and Thomas & Betts.
 AT tools are UL and cUL classified with #4 – 500 kcmil (MCM) copper color-coded connectors of the following brands: Anderson, Blackburn, FCI Burndy, ILSCO, Panduit, Penn-Union, & Thomas & Betts.
 The products listed above are registered trademarks of Anderson®, Blackburn®, FCI Burndy®, ILSCO®, Panduit®, Penn-Union® and Thomas & Betts®.

USA Tel: 800.435.0786
Fax: 800.451.2632

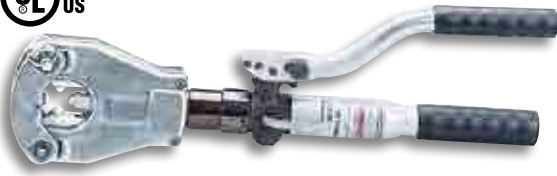
Canada Tel: 800.435.0786
Fax: 800.524.2853

International Tel: +1.815.397.7070
Fax: +1.815.397.9247

Manual Hydraulic Quad-Point Dieless Crimping Tools



HK06AT



HK06FT

- Utilizes four indentors to make the crimp.
- Two-speed pump advances the ram quickly to start the crimp, reducing crimp completion time. The ram automatically retracts after the crimp is complete.
- Flip-top style uses a pull pin to open head for easy removal from the connector.
- Compact, featuring a 360° rotating head.
- Includes carrying case, test gauge and test slugs.
- U.S. Patents #6,206,663 and #6,065,326.

CAT. NO.	UPC NO.	DESCRIPTION
HK06AT	06065	Hydraulic Quad-Point Crimping Tool, Open Head Dieless
HK06FT	06196	Hydraulic Quad-Point Crimping Tool, Flip-Top Dieless

SPECIFICATIONS

Capacity*	See crimping tool capacity chart on page 201.
Length	HK06AT – 20-3/4" (525 mm) HK06FT – 21-1/16" (535 mm)
Weight	9.0 lbs. (4.1 kg)

*FT tools are UL and cUL classified with #4AWG – 750 kcmil (MCM) copper color-coded connectors and #6AWG – 750 kcmil (MCM) aluminum color-coded connectors of the following brands: Anderson, Blackburn, FCI Burndy, IlSCO, Panduit, Penn-Union, and Thomas & Betts.

AT tools are UL and cUL classified with #4 – 500 kcmil (MCM) copper color-coded connectors of the following brands: Anderson, Blackburn, FCI Burndy, ILSCO, Panduit, Penn-Union, & Thomas & Betts.

The products listed above are registered trademarks of Anderson®, Blackburn®, FCI Burndy®, ILSCO®, Panduit®, Penn-Union® and Thomas & Betts®.

Quad-Point Dieless Remote-Powered Crimping Heads



RK06FT



RK06AT

- Utilize four indentors to make the crimp.
- Operates from 10,000 psi (700 bar) hydraulic pumping sources.
- Small and lightweight for difficult-to-reach locations.
- Equipped with 3/8 in. male screw-type couplers.
- Flip-top style uses a pull pin to open head for easy removal from the connector.
- Includes carrying case, test gauge and test slugs.
- See pages 383-385 for hose and pump selection.

CAT. NO.	UPC NO.	DESCRIPTION
RK06AT	06066	Remote Powered Quad-Point Crimping Tool, Open Head Dieless
RK06FT	06197	Remote Powered Quad-Point Crimping Tool, Flip-Top Head Dieless

SPECIFICATIONS

Capacity*	See crimping tool capacity chart on page 201.
Crimping Force	6.2 tons (55 kN)
Length	RK06AT – 10" (254 mm); RK06FT – 10-1/2" (267 mm)
Weight	6.2 lbs. (2.8 kg)

*FT tools are UL and cUL classified with #4AWG – 750 kcmil (MCM) copper color-coded connectors and #6AWG – 750 kcmil (MCM) aluminum color-coded connectors of the following brands: Anderson, Blackburn, FCI Burndy, IlSCO, Panduit, Penn-Union, and Thomas & Betts.

AT tools are UL and cUL classified with #4 – 500 kcmil (MCM) copper color-coded connectors of the following brands: Anderson, Blackburn, FCI Burndy, ILSCO, Panduit, Penn-Union, & Thomas & Betts.

The products listed above are registered trademarks of Anderson®, Blackburn®, FCI Burndy®, ILSCO®, Panduit®, Penn-Union® and Thomas & Betts®.

Gator® Plus Dieless Crimping Tools

NEW

CLASSIFIED
UL US



Battery-Powered and Corded Tool Features

- Two-speed pump advances the ram quickly to start the crimp, reducing crimp completion time. The ram automatically retracts after the crimp is complete.
- Retraction stop feature permits the operator to stop the ram retraction at any point by pulling the trigger. The subsequent crimp cycle starts from this partially retracted position saving time and battery life.
- Lightweight, featuring an angled pistol grip and a 350° rotating head.
- Flip open crimping head will allow crimping of 4 AWG – 1000 kcmil copper or 6 AWG – 1000 kcmil aluminum with no dies to change.
- Dieless indent style crimping head does not require interchangeable crimping dies.

Battery-Powered Tool Features

- Includes two batteries, battery charger, carrying case, test gauge and test slugs.
- Choice of a 120 volt, 230 volt, or 12 volt one-hour battery charger.

Corded Tool Features

- Operates directly from 120 volt 60Hz or 230 volt 50Hz electrical outlets. No need to charge batteries or worry about running out of power.
- Equipped with 15 foot (5 m) cord. Can be used with extension cords.
- Includes carrying case.

SPECIFICATIONS

EK12ID		CK12ID	
Length	16 7/8" (429 mm)	Length	16 7/8" (429 mm)
Height	14 3/4" (375 mm)	Height	14 3/4" (375 mm)
Weight	14 1/2 lb. (6.6 kg)	Weight	14 1/2 lb. (6.6 kg)

Battery 12 V, 2.6 Ah, NIMH

Battery Charge Time: 1 hour

Capacity*

- Copper Color Coded Lugs and Splices: 4 AWG to 1000 kcmil*
- Aluminum Color Coded Lugs and Splices: 6 AWG to 1000 kcmil*

CAT. NO.	UPC NO.	DESCRIPTION
EK12ID11	20503	Battery-Powered Dieless Crimping Tool, 115 V Battery Charger
EK12ID12	20504	Battery-Powered Dieless Crimping Tool, 12 V Battery Charger
EK12ID22	20505	Battery-Powered Dieless Crimping Tool, 230 V Battery Charger
CK12ID11	20506	Corded Dieless Crimping Tool, 120V
CK12ID22	20507	Corded Dieless Crimping Tool, 230V
03046	03046	R 120V Charger
03048	03048	R 12V Charger
03047	03047	R 230V Charger
07063	07063	R 12V NIMH Battery
MK20939	20939	R EK12ID & CK12ID Carrying Case

*UL and cUL classified with Anderson®, Blackburn®, Burndy®, ILSCO®, Panduit®, Thomas & Betts®, Penn-Union® and Tyco® color-coded connectors. The products listed above are registered trademarks of Anderson®, Blackburn®, FCI Burndy®, ILSCO®, Panduit®, Penn-Union® and Thomas & Betts® and Tyco®.

Dieless Crimping Tool to 500 kcmil (MCM)

CLASSIFIED
UL US



- Dieless crimping head, no dies to lose or replace.
- Patented pressure system automatically changes crimping force for each connector size and type. Eliminates errors.
- Seven indent profile requires fewer crimps per connector.
- Automatic two-speed pump for rapid advance. Minimizes crimping time and number of strokes.
- 8-1/2 ton (75.6 kN) maximum crimping force.
- Swivel head rotates 180° for maximum flexibility.
- Includes Pressure Test Kit and carrying case
- Not for use with "C" and "H" taps.

CAT. NO.	UPC NO.	DESCRIPTION
1989	35955	Dieless Crimping Tool to 500 kcmil (MCM)
36202	36202	R Pressure Test Kit includes 30 Test Slugs and Gauge

SPECIFICATIONS

Capacity*	Copper – 4 AWG - 500 kcmil (MCM) Aluminum – 6 AWG - 500 kcmil (MCM) (see chart on page 201)
Length	22-1/2" (572 mm)
Weight	14.75 lbs. (6.7 kg)

*UL and cUL classified for use with Anderson, Blackburn, FCI Burndy, ILSCO, Penn-Union and Thomas & Betts copper color-coded connectors 4 AWG-500 kcmil (MCM) and aluminum color-coded connectors 6 AWG-500 kcmil (MCM).

The products listed above are registered trademarks of Anderson®, Blackburn®, FCI Burndy®, ILSCO®, Panduit®, Penn-Union® and Thomas & Betts®.

R = REPLACEMENT PART **A** = ACCESSORY

Wire & Cable Termination

USA Tel: 800.435.0786
Fax: 800.451.2632

Canada Tel: 800.435.0786
Fax: 800.524.2853

International Tel: +1.815.397.7070
Fax: +1.815.397.9247

Dieless Crimping Tool to 1000 kcmil (MCM)



- Dieless crimping head; no dies to lose or replace.
- Patented pressure system automatically changes crimping force for each connector size/type. Eliminates errors.
- Seven indent profile requires fewer crimps per connector.
- Automatic two-speed pump for rapid advance.
- 15 ton (133.4 kN) maximum crimping force.
- Swivel head rotates 180° for maximum flexibility.
- Hinged head for easy connector loading and unloading.
- Includes Pressure Test Kit and carrying case.
- Not for use with "C" and "H" taps.

CAT. NO.	UPC NO.	DESCRIPTION
1990	32489	Dieless Crimping Tool to 1000 kcmil (MCM)
32891	32891	B Pressure Test Kit includes 30 test slugs and gauge

SPECIFICATIONS	
Capacity*	Copper – #4 AWG - 1000 kcmil (MCM) Aluminum – # 6 AWG - 1000 kcmil (MCM) For use with connectors up to a maximum of 1.815" (46.10 mm) diameter
Length	26.5" (673 mm)
Weight	16.5 lbs. (7.5 kg)

*UL and cUL classified for use with Anderson, Blackburn, FCI Burndy, ILSCO, Panduit, Penn-Union and Thomas & Betts copper color-coded connectors 4 AWG-1000 kcmil (MCM) and aluminum color-coded connectors 6 AWG-1000 kcmil (MCM).
The products listed above are registered trademarks of Anderson®, Blackburn®, FCI Burndy®, ILSCO®, Panduit®, Penn-Union® and Thomas & Betts®.

Utility Dieless Crimping Tool



- Self-contained hydraulic crimper/press designed to crimp compression sleeves and lugs in underground applications.
- Dieless crimping head; no dies to lose or replace.
- Automatic pressure setting, easy to use.
- Two-speed pump for rapid ram advance, 15 ton (133.4 kN) maximum crimping force.
- Hinged head opens for easy loading and unloading.
- Head rotates 180°.
- Includes Pressure Test Kit and carrying case.

CAT. NO.	UPC NO.	DESCRIPTION
44999	44999	Utility Dieless Crimping Tool
32891	32891	B Pressure Test Kit includes 30 test slugs and gauge

SPECIFICATIONS	
Capacity*	Copper – 1/0 - 1000 kcmil (MCM) Aluminum – 1/0 - 1000 kcmil (MCM) For use with connectors up to a maximum of 1.895" (48 mm) diameter
Weight	16.5 lbs. (7.5 kg)

Indenter Crimping Tool



- Simple screw adjustment for connector size.
- Forged body and handle for durability.

CAT. NO.	UPC NO.	DESCRIPTION
1981	06894	Indenter Crimping Tool

SPECIFICATIONS	
Capacity*	Copper color-coded connectors: 8 AWG-250 kcmil (MCM) Aluminum color-coded connectors: 8 AWG-4/0 kcmil (MCM)
Length	22-3/8" (568 mm)
Weight	6.8 lbs. (3.1 kg)

*UL and cUL classified for use with Anderson, Blackburn, FCI Burndy, ILSCO, Panduit, Penn-Union, and Thomas & Betts copper and aluminum color-coded lugs and splices.
The products listed above are registered trademarks of Anderson®, Blackburn®, FCI Burndy®, ILSCO®, Panduit®, Penn-Union® and Thomas & Betts®.

B = REPLACEMENT PART **A** = ACCESSORY

CRIMPING DIES

Crimping Dies for 4-Ton EK410 Tools



4-TON CRIMPING DIE KIT*

CAT. NO.	UPC NO.	DESCRIPTION
KC4CU	02037	Complete Die Set for copper connectors. Includes dies for #8 to 300 kcmil (MCM) copper connectors. (Dies can be stored in tool carrying case.)
KA4AL	12237	Complete die set for aluminum connectors. Includes dies for 8 AWG through 2/0 AWG. (Dies can be stored in tool carrying case.)

KC4 DIES FOR SERVICE ENTRANCE CONNECTORS

CAT. NO.	UPC NO.	DESCRIPTION
KD4-10	02021	Crimping Dies for 5/8" Service Entrance Connectors
KD4-840	02022	Crimping Dies for 840 Service Entrance Connectors
24163	24163	Blank Crimping Dies

DIES FOR CRIMPING COLOR-CODED COPPER & ALUMINUM LUGS & SPLICES*

CABLE SIZE	ALUMINUM			COPPER		
	CAT. NO.	UPC NO.	COLOR	CAT. NO.	UPC NO.	COLOR
8 AWG	KA4-8	12222	Blue	KC4-8	02075	Red
6 AWG	KA4-6	12223	Gray	KC4-6	02076	Blue
4 AWG	KA4-4	12225	Green	KC4-4	02077	Gray
2 AWG	KA4-2	12226	Pink	KC4-2	02078	Brown
1 AWG	KA4-1	12227	Gold	KC4-1	02079	Green
1/0 AWG	KA4-1/0	12228	Tan	KC4-1/0	02080	Pink
2/0 AWG	KA4-2/0	12229	Olive	KC4-2/0	02081	Black
3/0 AWG	—	—	—	KC4-3/0	02082	Orange
4/0 AWG	—	—	—	KC4-4/0	02083	Purple
250 kcmil (MCM)	—	—	—	KC4-250	02084	Yellow
300 kcmil (MCM)	—	—	—	KC4-300	10988	White

*Note: Connections are UL and cUL classified for copper and aluminum when used with Anderson, Blackburn, FCI Burndy, ILSCO, Panduit, Thomas & Betts and Penn-Union color-coded lugs and splices.

Crimping Dies for 6-Ton Tools



All dies on this page for use with EK628, ECCX, EK22GL, CK22GL, CCCX, HCCX, and RCCX tools.

6-TON CRIMPING KITS*

CAT. NO.	UPC NO.	DESCRIPTION
K22S1GL	03078	Die Kit for #8-600 Copper Connectors – Includes all copper die sets listed below and carrying case
KD06AL	01631	Die Kit for #8-350 Aluminum Connectors – Includes all aluminum die sets listed below and carrying case

DIES FOR CRIMPING COLOR-CODED COPPER & ALUMINUM LUGS & SPLICES* (Require UA22 adapter when used with ECCX, CCCX, HCCX, & RCCX tools)

22 SERIES CRIMPING DIES

CABLE SIZE	ALUMINUM			COPPER		
	CAT. NO.	UPC NO.	COLOR	CAT. NO.	UPC NO.	COLOR
8 AWG	KA22-8	06744	Blue	KC22-8	03079	Red
6 AWG	KA22-6	06745	Gray	KC22-6	03080	Blue
4 AWG	KA22-4	06746	Green	KC22-4	03081	Gray
2 AWG	KA22-2	06747	Pink	KC22-2	03082	Brown
1 AWG	KA22-1	06749	Gold	KC22-1	03083	Green
1/0 AWG	KA22-1/0	06750	Tan	KC22-1/0	03084	Pink
2/0 AWG	KA22-2/0	06751	Olive	KC22-2/0	03085	Black
3/0 AWG	KA22-3/0	06752	Ruby	KC22-3/0	03086	Orange
4/0 AWG	KA22-4/0	06753	White	KC22-4/0	03087	Purple
250 kcmil (MCM)	KA22-250	06754	Red	KC22-250	03088	Yellow
300 kcmil (MCM)	KA22-300	06755	Blue	KC22-300	03089	White
350 kcmil (MCM)	KA22-350	06756	Brown	KC22-350	03090	Red
400 kcmil (MCM)	—	—	—	KC22-400	03091	Blue
500 kcmil (MCM)	—	—	—	KC22-500	03092	Brown
600 kcmil (MCM)	—	—	—	KC22-600B	03094	Green

*Note: Connections are UL and cUL classified for copper and aluminum, when used with Greenlee tools on Anderson®, Blackburn®, FCI Burndy®, ILSCO®, Panduit®, Thomas & Betts® and Penn-Union® color-coded lugs and splices.

DIES FOR USE WITH SERVICE ENTRANCE CONNECTORS, C-TAPS, H-TAPS, OVERHEAD AND UNDERGROUND CONNECTORS (Require UAW adapter when used with ECCX and CCCX tools, Requires CJD3, CJD3BG, or CJD30 jaws when used with EK628 tools)

"W"-STYLE DIES

CAT. NO.	UPC NO.	BURNDY NO.	CAT. NO.	UPC NO.	BURNDY NO.
KD6-10	10165	W-BG	KD6-18	10173	W-166
KD6-11	10166	W-O	KD6-19	10174	W-243
KD6-12	10167	W-C	KD6-20	10175	W-247
KD6-13	10168	W-K840	KD6-21	10176	W-249
KD6-14	10169	W-161	KD6-22	10177	W-164
KD6-15	10170	W-162	KD6-24	10179	W-237
KD6-16	10171	W-163	KD6-25	10180	W-239
KD6-17	10172	W-165	KD6-27	10182	W-28K



Crimping Dies for 12-Ton Tools



All dies on this page for use with EK1230, EK1240, HK1230, HK1240, RK1230, RK1240, HKL1230, E12CCX tools and RK1550 equipped with 48802 die adapter.

12-TON CRIMPING KITS

"U" STYLE DIE KITS

CAT. NO.	UPC NO.	DESCRIPTION
KD12CU	10260	Die Kit for #6-750 Copper Connectors – Includes all copper die sets below except KC12-8
KD12AL	10261	Die Kit for #6-750 Aluminum Connectors – Includes all aluminum die sets below except 35776.

DIES FOR CRIMPING COLOR-CODED COPPER & ALUMINUM LUGS & SPLICES

"U" STYLE DIES

CABLE SIZE	ALUMINUM**			COPPER*		
	CAT. NO.	UPC NO.	COLOR	CAT. NO.	UPC NO.	COLOR
8 AWG	KA12-8	22084	Blue	KC12-8	10996	Gray
6 AWG	KA12-6	22085	Gray	KC12-6	10997	Blue
4 AWG	KA12-4	22086	Green	KC12-4	10998	Gray
2 AWG	KA12-2	22087	Pink	KC12-2	10999	Brown
1 AWG	KA12-1	22088	Gold	KC12-1	11003	Green
1/0 AWG	KA12-1/0	22089	Tan	KC12-1/0	11004	Pink
2/0 AWG	KA12-2/0	22090	Olive	KC12-2/0	11007	Black
3/0 AWG	KA12-3/0	22121	Ruby	KC12-3/0	11010	Orange
4/0 AWG	KA12-4/0	22122	White	KC12-4/0	11011	Purple
250 kcmil (MCM)	KA12-250	22123	Red	KC12-250	11012	Yellow
300 kcmil (MCM)	KA12-300	22124	Blue	KC12-300	11013	White
350 kcmil (MCM)	KA12-350	22125	Brown	KC12-350	11014	Red
400 kcmil (MCM)	KA12-400	22126	Green	KC12-400	11015	Blue
500 kcmil (MCM)	KA12-500	22127	Pink	KC12-500	11016	Brown
600 kcmil (MCM)	KA12-600	22128	Black	KC12-600	11018	Green
750 kcmil (MCM)	KA12-750	22129	Yellow	KC12-750	11020	Black

*Connections are UL and cUL classified for copper connectors when used with Greenlee tools on Anderson®, Blackburn®, FCI Burndy®, ILSCO®, Panduit®, Thomas & Betts® and Penn-Union® color-coded lugs and splices.

**Connections are UL and cUL classified for aluminum connectors when used with Greenlee tools on Anderson®, Blackburn®, FCI Burndy®, ILSCO®, Panduit®, Thomas & Betts® and Penn-Union® color-coded lugs and splices.



KA12-500




KC12-250

DIES FOR USE WITH SERVICE ENTRANCE CONNECTORS, C-TAPS, H-TAPS, OVERHEAD AND UNDERGROUND CONNECTORS

ADDITIONAL "U"-STYLE DIES

CAT. NO.	UPC NO.	BURNDY NO.	CAT. NO.	UPC NO.	BURNDY NO.
KD12-10	10188	U-BG	KD12-30	10200	U-D3
KD12-11	10189	U-O	KD12-31	10201	U-E
KD12-12	10190	U-C	KD12-32	10202	U-F
KD12-14	10192	U-161	KD12-33	10203	U-997
KD12-15	10193	U-162	KD12-35	10205	U-238
KD12-16	10194	U-163	KD12-36	10206	U-654
KD12-17	10195	U-165	KD12-37	10207	U-655
KD12-18	10196	U-166	KD12-38	10208	U-658
KD12-19	10197	U-243	KD12-39	10209	U-659
KD12-20	10198	U-247	KD12-40	10210	U-998
KD12-21	10199	U-249			



R = REPLACEMENT PART **A** = ACCESSORY

ACCESSORIES

EKST Battery Tool Stand



- Holds battery tools in a good position for workbench operation.
- Tool is held firmly, but is easily removed for hand-held use.
- Holes in bottom allow the test stand to be permanently attached to a workbench.
- For use with all Greenlee pistol grip battery-powered tools (except EK12ID).

CAT. NO.	UPC NO.	DESCRIPTION
EKST	08082	Battery Tool Stand

Crimping Die Carrying Case



- Holds 15 KC22, KA22, KC12, KA12 or "U" style crimping die sets.

CAT. NO.	UPC NO.	DESCRIPTION
01082	01082	Crimping Die Carrying Case (dies not included)

Crimping Tool Load Cell



- Test gauge measures the force output of Greenlee 1230 and 1240 crimping tools.
- Includes test gauge and blank die set.

CAT. NO.	UPC NO.	DESCRIPTION
35887	35887	Crimping Tool Load Cell – 12 Ton

Crimping Tool Test Meter



- Electronically measures the force output of crimping tools.
- Data can be transferred to computer files to develop tool histories.
- To take measurements, one TC1KIT, one tool adapter and one sensor are required.
- TC1 is battery powered and can be used in remote locations.
- Includes TC1 measuring unit, battery charger and carrying case.

CAT. NO.	UPC NO.	DESCRIPTION
TC1S KIT	01340	TC1 Unit
MA4	02086	Adapter for EK410
MA22	06576	Adapter for EK22GL, CK22GL, CCX, EK628
MA50	11798	Adapter for EK210
MA120	06577	Adapter for 1230, 1240, E12CCX, C12CCX
MA12ID	24054	Adapter for EK12ID, CK12ID
TF70	06574	Sensor for EK210, EK410, EK22GL, CCX, EK628
TF130	06575	Sensor for 1230, 1240, E12CCX, EK12ID, C12CCX, CK12ID

ADAPTER AND SENSING UNIT CHART		
CRIMPING TOOL	ADAPTER	SENSOR
EK410	MA4	TF70
EK22GL, CK22GL, All CCX Tools, EK628	MA22	TF70
All 1230 and 1240 Tools	MA120	TF130
EK12ID, CK12ID	MA12ID	TF130

AC Adapters for Battery-Powered Tools



- Operates all Greenlee battery-powered tools except the ES750, ES85, EK210 and EK410.
- Easily converts Greenlee battery-powered tools to corded tools.
- Same physical size and shape as Greenlee batteries, providing unlimited run-time without additional weight or bulk.
- Long 16.5 foot cord allows mobility. Can also be used with an extension cord.
- Provides the same power as a battery for consistent operating performance.

CAT. NO.	UPC NO.	DESCRIPTION
EAC120	01675	AC Adapter, 120 V
EAC230	01680	AC Adapter, 230 V

SPECIFICATIONS		
	EAC120	EAC230
Input	120 V AC 60 Hz 150W	230 V AC 50 Hz 150W
Output	12 V DC 6.5A	12 V DC 6.5A
Weight	1.6 lb (0.7 kg)	1.6 lb (0.7 kg)

Wire & Cable Termination

USA Tel: 800.435.0786
Fax: 800.451.2632

Canada Tel: 800.435.0786
Fax: 800.524.2853

International Tel: +1.815.397.7070
Fax: +1.815.397.9247

REFERENCE

Competitive Die Compatibility

All Dies Listed may be used with the appropriate Greenlee Tools

TOOL TYPE	GREENLEE	BURNDY	T & B	ILSCO	HUSKIE	PANDUIT	BLACKBURN	KEARNEY	PENN-UNION
EK410	KC4, KA4	—	—	—	—	—	—	—	—
EK628	KC22, KA22	W, X ⁸	6 TON ⁹	ND ⁸	HT58 ⁸	CD-2001 ⁸	BY ⁹	O ⁹	—
EK22GL, CK22GL	KC22, KA22, KD6	W, X	—	ND	HT58	CD-2001	—	—	—
CCX	KC22 ¹ , KA22 ¹ , KD6 ²	W ² , X ²	6 TON ³	ND ²	HT ³ , HT58 ²	CD-2001 ²	BY ³	O ³	—
1230	KC12, "U" STYLE, KD12	U	15500 SERIES	ILD	HT41	CD-920	B, H	—	T
1240, 12CCX	KC12, "U" STYLE, KD12	U	15500 SERIES	ILD	HT41	CD-920	B, H	—	T
1240K	—	—	—	—	HTK	—	—	PH2	—
1550	—	P ⁴ , U ⁵	15600 SERIES ⁶ , 15500 SERIES ⁵	ILD-P ⁴ , ILD ⁵	HT61 ⁴ , HT41 ⁵	CD-940 ⁴ , CD-920 ⁵	15600 SERIES ⁶ , B ⁵ , H ⁵	PH2 ⁷	—
K425BG, K4250	K06	W, X	—	ND	HT58	CD-2001	—	—	—

Notes: **BOLD** indicates that use of the proper die adapter is needed.

¹ Use UA22 die adapters

² UAW die adapters

³ Use UAK die adapters

⁴ Use 48820 die adapters

⁵ Use 48802 die adapters

⁶ Use 48788 die adapters

⁷ Use 48824 die adapters

⁸ Use CJD30 or CJD3BG Jaws ⁹ Use CJK Jaws

Crimping Die Cross Reference – Copper Color-Coded Lugs and Splices for 6-Ton Crimping Tools

CCX, EK22GL, CK22GL, EK628

CABLE SIZE	COLOR CODE	GREENLEE ¹	BURNDY ²	T & B ³	ILSCO ²	HUSKIE ²	PANDUIT ²	BLACKBURN ³
8 AWG	Red	KC22-8	W8CVT W8CRT X8CRT	6TON21	—	—	CD-2001-8	BY15C
6 AWG	Blue	KC22-6	W5CVT W5CRT X5CRT X8CART	6TON24	—	—	CD-2001-6	BY17C
5 AWG	Blue	NA	W5CVT W5CRT X5CRT	—	—	—	—	—
4 AWG	Gray	KC22-4	W4CVT W4CRT X4CRT	6TON29	—	—	CD-2001-4	BY19C
3 AWG	White	NA	W3CRT	—	—	—	—	—
2 AWG	Brown	KC22-2	W2CVT W2CRT X2CRT	6TON33	—	—	CD-2001-2	BY21C
1 AWG	Green	KC22-1	W1CVT X1CRT-1 W1CRT-1	6TON37	—	—	CD-2001-1	BY53C
1/0 AWG	Pink	KC22-1/0	W25VT W25RT X25RT	6TON42	—	—	CD-2001-1/0	BY23C
2/0 AWG	Black	KC22-2/0	W26VT W26RT X26RT	6TON45	—	—	CD-2001-2/0	BY28C
3/0 AWG	Orange	KC22-3/0	W27VT W27RT X27RT	6TON50	—	—	CD-2001-3/0	BY25C
4/0 AWG	Purple	KC22-4/0	W28VT W28RT X28RT	6TON54	—	—	CD-2001-4/0	BY31C
250 kcmil (MCM)	Yellow	KC22-250	W29VT W29RT X29RT	6TON62	—	—	CD-2001-250	BY27C
300 kcmil (MCM)	White	KC22-300	W30VT W30RT	6TON66	—	—	CD-2001-300	BY35C
350 kcmil (MCM)	Red	KC22-350	W31VT W31RT	6TON71	—	—	CD-2001-350	BY37C
400 kcmil (MCM)	Blue	KC22-400	W32VT W32RT	6TON76	—	—	CD-2001-400	—
500 kcmil (MCM)	Brown	KC22-500	W34VT W34RT	6TON87	—	—	CD-2001-500	—
600 kcmil (MCM)	Green	KC22-600	—	—	—	—	—	—

Notes for 6-ton dies: ¹ Can be used with 22 Series, CCX and EK628 tools. Use UA22 die adapters with CCX. Use without adapters with 22 Series and EK628.

² Can be used with 22 Series, CCX and EK628 tools. Use UAW die adapters with CCX. Use W die adapters with 22 Series. Use with CJK jaws with EK628.

³ Can be used with CCX and EK628 tools only. Cannot be used with 22 Series tools. Use UAK die adapters with CCX. Use with CJK jaws with EK628.

Crimping Die Cross Reference – Copper Color-Coded Lugs and Splices for 12-Ton Crimping Tools

ALL 1230, 1240 & C12CCX TOOLS*

CABLE SIZE	COLOR CODE	GREENLEE	BURNDY	T & B	ILSCO	HUSKIE	PANDUIT	BLACKBURN	PENN-UNION
8 AWG	Red	KC12-8	U8CRT	15520	ILD-1		CD-920-8	B71CH	
6 AWG	Blue	KC12-6	U5CRT U8CABT	15522	ILD-2	HT41AT	CD-920-6	B73CH	T-7/374
5 AWG	Blue		U5CRT						
4 AWG	Gray	KC12-4	U4CRT U6CABT	15527	ILD-3	HT41AU	CD-920-4	B74CH	T-8/346
3 AWG	White	NA	U3CRT						
2 AWG	Brown	KC12-2	U2CRT	15528	ILD-4	HT41AW	CD-920-2	B75CH	T-9
1 AWG	Green	KC12-1	U1CRT 4UCABT	15513	ILD-4	HT41AX	CD-920-1	B05CH	T-10
1/0 AWG	Pink	KC12-1/0	U25RT U2CABT	15508	ILD-5	HT41AY	CD-920-1/0	B06CHI	T-11/375
2/0 AWG	Black	KC12-2/0	U26RT	15526	ILD-6	HT41AZ	CD-920-2/0	B72CH	T-12/348
3/0 AWG	Orange	KC12-3/0	U27RT	15530	ILD-9	HT41BA	CD-920-3/0	B08CH	T-13
4/0 AWG	Purple	KC12-4/0	U28RT	15511	ILD-10	HT41BC	CD-920-4/0	B09CH	T-14
250 kcmil (MCM)	Yellow	KC12-250	U29RT	15510	ILD-11	HT41BE	CD-920-250	B26CH	T-15
300 kcmil (MCM)	White	KC12-300	U30RT U28ART	15534	ILD-12	HT41BF	CD-920-300	B10CH	T-16
350 kcmil (MCM)	Red	KC12-350	U31RT U29ART	15512	ILD-13	HT41BJ	CD-920-350	B11CH	T-17
400 kcmil (MCM)	Blue	KC12-400	U32RT U30ART	15512	ILD-14	HT41BK	CD-920-400	B11CH	T-18/324
500 kcmil (MCM)	Brown	KC12-500	U34RT U31ART	15506	ILD-15	HT41BL	CD-920-500	B12CH	T-19/470
600 kcmil (MCM)	Green	KC12-600	U36RT U32ART		ILD-16	HT41BM	CD920-600	B36CH	T-20/299
700 kcmil (MCM)	Pink	NA	U38RT	15505	ILD-16				T-20/299
750 kcmil (MCM)	Black	KC12-750	U39RT	15515	ILD-17	HT41BP	CD-920-750	B29CH	T-22/472

Notes for all 12-ton dies: * All 12-ton dies shown can be used with all 1230, 1240 and 12CCX Greenlee tools up to the capacity limits of the tool.

Crimping Die Cross Reference – Aluminum Color-Coded Lugs and Splices for 6-Ton Tools

CCX, EK22GL, CK22GL & EK628

CABLE SIZE	COLOR CODE	GREENLEE ¹	BURNDY ²	T & B ³	ILSCO ²	HUSKIE ²	PANDUIT ²	BLACKBURN ³
8 AWG	Blue	KA22-8	X8CART	6TON24				BY17C
6 AWG	Gray	KA22-6	X6CART	6TON29			CD-2001-4	BY19C
4 AWG	Green	KA22-4	X4CART	6TON37			CD-2001-1	BY53C
2 AWG	Pink	KA22-2	X2CART	6TON42			CD-2001-1/0	BY23C
1 AWG	Gold	KA22-1	X1CART	6TON45			CD-2001-2/0	BY24C
1/0 AWG	Tan	KA22-1/0	X25ART	6TON50			CD-2001-3/0	BY25C
2/0 AWG	Olive	KA22-2/0	X26ART	6TON54			CD-2001-4/0	BY31C
3/0 AWG	Ruby	KA22-3/0	X27ART	6TON60			CD-2001-250	BY32C
4/0 AWG	White	KA22-4/0	X28ART	6TON66			CD-2001-300	BY35C
250 kcmil (MCM)	Red	KA22-250		6TON71			CD-2001-350	BY37C
300 kcmil (MCM)	Blue	KA22-300		6TON76			CD-2001-400	BY35C
350 kcmil (MCM)	Brown	KA22-350		6TON87				BY37C

Notes for 6-ton dies:

¹ Can be used with 22 Series, CCX and EK628 tools. Use UA22 die adapters with CCX. Use without adapters with 22 Series and EK628.

² Can be used with 22 Series, CCX and EK628 tools. Use UAW die adapters with CCX. Use with W die adapters with 22 Series. Use CJO3 jaws with EK628.

³ Can be used with CCX and EK628 tools. Cannot be used with 22 Series tools. Use UAK die adapters with CCX. Use CJK jaws with EK628.

Crimping Die Cross Reference – Aluminum Color-Coded Lugs and Splices for 12-Ton Tools

ALL 1230, 1240 & 12CCX TOOLS*

CABLE SIZE	COLOR CODE	GREENLEE	BURNDY	T & B	ILSCO	HUSKIE	PANDUIT	BLACKBURN	PENN-UNION
8 AWG	Blue	KA12-8	U8CABT	15522	ILD-2	HT41GL		B73CH	T-7/374
6 AWG	Gray	KA12-6	U6CABT	15527	ILD-3	HT41GE	CD-920-4	B74CH	T-8/346
4 AWG	Green	KA12-4	U4CABTQ	15513	ILD-4	HT41GM	CD-920-1	B05CH	T-11/375
2 AWG	Pink	KA12-2	U2CABT	15508	ILD-7	HT41GF	CD-920-1/0	B06CHI	T-12/348
1 AWG	Gold	KA12-2	U1CART	15526	ILD-7		CD-920-2/0	B06CHI	T-471
1/0 AWG	Tan	KA12-1/0	U25ART	15530	ILD-8	HT41EX	CD-920-3/0	B06CH	T-296
2/0 AWG	Olive	KA12-2/0	U26ART	15511	ILD-10	HT41EY	CD-920-4/0	B09CH	T-297
3/0 AWG	Ruby	KA12-3/0	U27ART	15532	ILD-10	HT41GW	CD-920-250	B26CH	T-467
4/0 AWG	White	KA12-4/0	U28ART	15534	ILD-12	HT41EZ	CD-920-300	B10CHI	T-298
250 kcmil (MCM)	Red	KA12-250	U29ART	15514	ILD-13	HT41FW	CD-920-350	B11CH	T-18/324
300 kcmil (MCM)	Blue	KA12-300	U30ART	15512	ILD-14	HT41GZ	CD-920-400	B11CH	T-19/470
350 kcmil (MCM)	Brown	KA12-350	U31ART	15506	ILD-14	HT41FA	CD-920-500	B12CHI	T-20/299
400 kcmil (MCM)	Green	KA12-400	U32ART	15536	ILD-16	HT41HH	CD-920-600	B36CH	T-22/472
500 kcmil (MCM)	Pink	KA12-500	U34ART	15505	ILD-16A	HT41FB	CD-920-500A	B76CH	T-300
600 kcmil (MCM)	Black	KA12-600	U36ART	15515	ILD-17	HT41HG	CD920-750		T-24/473
700 kcmil (MCM)	Yellow		U39ART		ILD-17	HT41IJ			
750 kcmil (MCM)	Yellow	KA12-750	U39ART	15504	ILD-18	HT41IJ			

Notes for all 12-ton dies: * All 12-ton dies shown can be used with all 1230, 1240 and 12CCX Greenlee tools up to the capacity limits of the tool.

Crimping Die Cross Reference – Copper C-Taps for Copper Cables

CCX, EK22GL, CK22GL, EK628

RUN	TAP	GREENLEE ¹	BURNDY ²	T & B ³	ILSCO ²	HUSKIE ²	PANDUIT ²	BLACKBURN ³
10 AWG	10AWG		W238			HT58DG		
8 AWG	8 AWG	KD6-15	W162			HT58BZ		BY21
4-6 AWG	8 AWG	KD6-10	WBG		ND-BG	HT58G	CD-2001-BG	BY31
4-6 AWG	6 AWG	KD6-10	WBG		ND-BG	HT58G	CD-2001-BG	BY31
4-6 AWG	4 AWG	KD6-10	WBG		ND-BG	HT58G	CD-2001-BG	BY31
2-3 AWG	4-8 AWG	KD6-12	WC		ND-C	HT58J	CD-2001-C	BY33
2-3 AWG	2-3 AWG	KD6-12	WC		ND-C	HT58J	CD-2001-C	BY33
1/0-2/0 AWG	8-2 AWG	KD6-11	WO			HT58AK		OJB
1/0-2/0 AWG	1/0-2/0 AWG	KD6-11	WO			HT58AK		OJB
3/0-4/0 AWG	6-2 AWG	D ₃ ⁴						DBL
3/0-4/0 AWG	1/0-2/0 AWG	D ₃ ⁴						
3/0-4/0 AWG	3/0-4/0 AWG	D ₃ ⁴						

Notes for 6-ton dies:

¹ Can be used with 22 Series, CCX and EK628 tools. Use UAW die adapters with CCX. Use D3 adapters with 22 Series. Use CJD3 jaws with EK628.

² Can be used with 22 Series, CCX and EK628 tools. Use UAW die adapters with CCX. Use D3 die adapters with 22 Series. Use CJD3 jaws with EK628.

³ Can be used with CCX and EK628 tools. Cannot be used with 22 Series tools. Use UAK die adapters with CCX. Use CJK jaws with EK628.

⁴ Die adapters included with EK22GL have D3 profile. UAW adapters for CCX tools have D3 profile. CJD3 jaws for EK628 have D3 profile.

Crimping Die Cross Reference – Copper C-Taps for Copper Cables

ALL 1230,1240 & 12CCX TOOLS*

RUN	TAP	GREENLEE	BURNDY	T & B	ILSCO	HUSKIE	PANDUIT	BLACKBURN	PENN-UNION
10 AWG	10 AWG	KD12-35	U238			HT41DG			
8 AWG	8 AWG	KD12-15	U162			HT41BZ		B71AH	
4-6 AWG	8 AWG	KD12-10	UBG			HT41G	CD-920-BG	B58CS	T-BG
4-6 AWG	6 AWG	KD12-10	UBG			HT41G	CD-920-BG	B58CS	T-BG
4-6 AWG	4 AWG	KD12-10	UBG			HT41G	CD-920-BG	B58CS	T-BG
2-3 AWG	4-8 AWG	KD12-12	UC		ILD-C	HT41J	CD-920-C	HKBC	
2-3 AWG	2-3 AWG	KD12-12	UC		ILD-C	HT41J	CD-920-C	HKBC	
1/0-2/0 AWG	8-2 AWG	KD12-11	UO		ILD-0	HT41AK		HO	T-0
1/0-2/0 AWG	1/0-2/0 AWG	KD12-11	UO		ILD-0	HT41AK		HO	T-0
3/0-4/0 AWG	6-2 AWG	KD12-30	UD3		ILD-D3	HT41X	CD-920-D3	HD	T-D3
3/0-4/0 AWG	1/0-2/0 AWG	KD12-30	UD3		ILD-D3	HT41X	CD-920-D3	HD	T-D3
3/0-4/0 AWG	3/0-4/0 AWG	KD12-30	UD3		ILD-D3	HT41X	CD-920-D3	HD	T-D3

Notes for all 12-ton dies: * All 12-ton dies shown can be used with all 1230, 1240 and 12CCX Greenlee tools up to the capacity limits of the tool.

CABLE BENDING TOOLS

Ratchet Cable Bender



- Simplifies and speeds cable installation.
- 10" (254 mm) ratchet extension is furnished to simplify bending in deep enclosures.
- Includes ratchet wrench, L-wrench, ratchet extension, bending shoe assembly and storage box.

CAT. NO.	UPC NO.	DESCRIPTION
796	22590	Ratchet Cable Bender
22578	22578	R Ratchet Wrench with Grip
22579	22579	R L-Wrench with Grip
22682	22682	R 10" (254 mm) Ratchet Extension
22934	22934	R Bending Shoe
30236	30236	R Storage Box

SPECIFICATIONS

Capacity	Up through 500 kcmil (MCM) (240 mm ²), 600 volt, copper or aluminum cable
Weight	8.2 lbs. (3.7 kg)

Hydraulic Cable Bender

800F1725



- One-shot bends up to 90°; automatically unloads cable.
- Compact design bends in tight places.
- Unit with foot pump keeps both hands free to hold cable.

CAT. NO.	UPC NO.	DESCRIPTION
800	23892	Hydraulic Cable Bender only
802	24395	Hydraulic Cable Bender with High Pressure Hose Unit and Storage Box
800F1725	23893	Hydraulic Cable Bender with 1725 Foot Pump, High Pressure Hose Unit and Storage Box
37729	37729	R High Pressure Hydraulic Hose 1/4" x 10' (6.4 mm x 3 m)
1725	31353	R Hydraulic Foot Pump
23955	23955	R Metal Storage Box

SPECIFICATIONS

Capacity	350 - 1000 kcmil (MCM) (185-500 mm ²), 600 volt 350 - 750 kcmil (MCM) compact cable
Weight	800 - 7 lbs. (3.2 kg), 802 - 26 lbs. (11.8 kg) 800F1725 - 36 lbs. (16.4 kg)

WIRE AND CABLE STRIPPING TOOLS

Adjustable Cable Stripper



- For mid-span and end termination. Strips TW, THW, THWN, THHN and similar single-layer insulation.
- Fast-close jaws. Quick size and insulation adjustments.
- Snap action for same cutting depth time after time.

CAT. NO.	UPC NO.	DESCRIPTION
1905	21533	Adjustable Cable Stripper
21978	21978	Blade

SPECIFICATIONS

Capacity	1/0 - 1000 kcmil (MCM) (50 - 500 mm ² diameter); insulation rated 600 VAC Nominal
Weight	.9 lb. (408 g)

Pocket Cable Stripper



- Specifically designed for stripping power and telecommunications cables from 3/16" to 1-1/8" in diameter (4.5 mm to 29 mm).
- Easy blade depth adjustment.
- 90° blade rotation allows longitudinal, circular and spiral slitting of insulation.

CAT. NO.	UPC NO.	DESCRIPTION
1900	45824	Stripping Tool
07915	07915	Cutting Blade

Pocket Cable Stripper



- Specifically designed for stripping power and telecommunications cables from 3/4" to 1-1/2" in diameter (4.5 mm to 29 mm).
- Easy blade depth adjustment.
- 90° blade rotation allows longitudinal, circular and spiral slitting of insulation.

CAT. NO.	UPC NO.	DESCRIPTION
1901	45823	Pocket Cable Stripper
07915	07915	Cutting Blade

Kwik Stripper® Heavy-Duty Wire Stripper



- 18-6 AWG (1.0-4.1 mm dia.) stripping capacity.
- Front entry jaws for easy access to boxes, panels and tight spaces.
- Quick and easy adjustments.
- Tough metal alloy construction.

CAT. NO.	UPC NO.	DESCRIPTION
45019	45019	Kwik Stripper Heavy-Duty Wire Stripper
45020	45020	Heavy-Duty Jaws

Kwik Stripper® Wire Stripper



- 34-10 AWG (.08-6mm²) stripping capacity.
- 12 AWG (4 mm²) solid, 10 AWG (6 mm²) stranded cutting capacity.
- Strips and cuts flat and round cable.
- Self-adjusts to different wire gauges.
- Contoured and cushioned handles.
- Front entry jaws have an adjustable strip length guide.
- Lightweight reinforced nylon is chemical and corrosion resistant.

CAT. NO.	UPC NO.	DESCRIPTION
----------	---------	-------------

45000	45000	Kwik Stripper Wire Stripper
20243	20243	R Blade Cassette

Automatic Wire Stripper



- Production grade wire stripper strips insulation from most smaller gauge wire.
- Strips up to 7/8" (22.2 mm) length.
- Strips PVC and THHN insulation.
- For use with solid and stranded wire.

CAT. NO.	UPC NO.	DESCRIPTION
----------	---------	-------------

1935	37600	Automatic Wire Stripper
------	-------	-------------------------

SPECIFICATIONS

Capacity	20 - 10 AWG (.5 mm ² - 6 mm ²) with PVC or THHN insulation
Weight	.7 lb. (300 g)

International Tel: +1.815.397.7070
Fax: +1.815.397.9247

Canada Tel: 800.435.0786
Fax: 800.524.2853

USA Tel: 800.435.0786
Fax: 800.451.2632

WIRE CRIMPING TOOLS

Kwik Cycle® Crimping Tool



- For non-insulated terminals.
- Includes ratchet mechanism which releases only after full crimp cycle is completed.

SPECIFICATIONS

Capacity	22 AWG - 6 AWG
Length	12.8" (325 mm)
Weight	.3 lbs. (136 g)

CAT. NO.	UPC NO.	DESCRIPTION
K2-1BGL	02632	Kwik Cycle Crimping Tool

Kwik Cycle® 9



- Frames are manufactured from heat-treated, hardened tool steel for superior life and function.
- Tools feature a precision, full-cycle ratchet for accurate, repeatable crimps every cycle.
- Crimping dies are manufactured from hardened, heat-treated tool steel for superior life.
- Tension adjustment preset at the factory for optimum performance.
- Higher leverage force and ergonomically designed handle for improved comfort.
- Ideal for field installation of connectors as well as shop use.
- Die sets are easily interchangeable using a screwdriver.
- Uses all Kwik Cycle 9 crimping dies (see page 226).

SPECIFICATIONS

Capacity	Uses Kwik Cycle 9 Die Sets
Weight	1.1 lb. (500 g)

CAT. NO.	UPC NO.	DESCRIPTION
45504	45504	Kwik Cycle 9" Crimp Frame

Gator® Plus Terminal Crimping Tool



- Totally new hydraulic pump design results in an extremely compact, battery-powered crimping tool for crimping terminals and DSV connectors.
- Linear crimping action results in a completely symmetric crimp.
- Special compact 9.6 volt NiCd battery reduces weight and size.
- Slim profile and light weight provide for one-hand operation.
- Can complete approximately 150 crimps per battery charge.
- Ram can be retracted in mid-cycle to adjust connector.
- Crimping head rotates 360°.
- Uses all Kwik Cycle 9 crimping dies (see page 226).
- Two batteries, battery charger, and carrying case included.
- Choice of 120 volt, 230 volt, or 12 volt battery charger.

SPECIFICATIONS


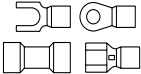

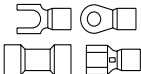

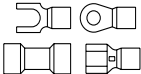

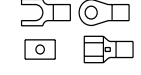

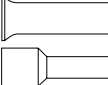

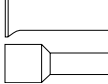
Capacity	Uses Kwik Cycle 9 Die Sets
Length	13-1/4" (337 mm)
Weight	2-3/4 lb. (1.3 kg)
Battery	9.6 volt NiCd battery
Crimping Force	2,900 lb. (13kN)
Width	3-1/8" (79 mm)
Crimp Cycle Time	~2 seconds
Battery Charge Time	1 hour

CAT. NO.	UPC NO.	DESCRIPTION
EK21011	02024	1.5-Ton Battery-Powered Crimping Tool w/120 volt charger
EK21012	02025	1.5-Ton Battery-Powered Crimping Tool w/12 volt charger
EK21022	02026	1.5-Ton Battery-Powered Crimping Tool w/230 volt charger
89188	89188	9.6 V NiCd Battery
02019	02019	Carrying Case
12722	12722	120V Charger
23076	23076	12V Charger
12723	12723	230V Charger

= REPLACEMENT PART = ACCESSORY

Kwik Cycle® 9

INTERCHANGEABLE DIE SETS FOR INSULATED AND NON-INSULATED TERMINALS

CAT./UPC NO.	CONNECTION	DESCRIPTION
 - KWIK CYCLE 9 TOOL W/ DIE 45500 - DIE ONLY 45509		22-10 AWG Color coded nests for easy identification Standard insulated terminals, ring tongue, spade lug, slide on and butt splices
 - KWIK CYCLE 9 TOOL W/ DIE 45501 - DIE ONLY 45570		22-10 AWG Color coded nests for easy identification For fully insulated slide on style connectors AMP Ultrafast™ style
 - DIE ONLY 45565		26-16 AWG For mini insulated terminals with smaller wire barrels Ring tongue, spade, slide on and butt splices
 - KWIK CYCLE 9 TOOL W/ DIE 45505 - DIE ONLY 45507		22-10 AWG For non-insulated terminals and splices
 - DIE ONLY 03283		26-10 AWG For non-insulated and insulated wire ferrules
 - DIE ONLY 03284		8-4 AWG For non-insulated and insulated wire ferrules

Note: Other dies see page 215.

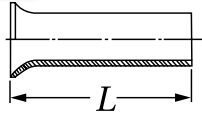
International Tel: +1.815.397.7070
Fax: +1.815.397.9247

Canada Tel: 800.435.0786
Fax: 800.524.2853

USA Tel: 800.435.0786
Fax: 800.451.2632

WIRE FERRULES

Non-Insulated Wire Ferrules



- For terminating stranded wire into terminal blocks.
- Electrolytic copper and tin plating provide maximum conductivity and low contact resistance.
- Meets DIN 46228, part 1, 0.5 - 50 mm².

SPECIFICATIONS

Material	Copper	Surface	Tin plated
----------	--------	---------	------------

CONDUCTOR SIZE AWG (mm ²)	CATALOG NUMBER	UPC CODE	DIMENSION L INCHES (mm)	RECOMMENDED CRIMPING TOOLS
24 - 23 (0.25)	69 / 5VZ*	04989	.197 (5)	K1GL, K32GL, K30GL, Die 03283
	69 / 7VZ*	04990	.276 (7)	
22 (0.34)	70 / 5VZ*	04991	.197 (5)	K1GL, K32GL, K30GL, Die 03283
	70 / 7VZ*	04992	.276 (7)	
20 (0.5)	71S / 6VZ	04993	.236 (6)	K1GL, K32GL, K36GL, K30GL, Die 03283
	71S / 8VZ*	04994	.315 (8)	
	71S / 10VZ	04995	.394 (10)	
18 (0.75)	71 / 6VZ	04996	.236 (6)	K1GL, K32GL, K36GL, K30GL, Die 03283
	71 / 8VZ*	04997	.315 (8)	
	71 / 10VZ	04998	.394 (10)	
	71 / 15VZ*	04999	.591 (15)	
18 - 17 (1)	72S / 6VZ	05000	.236 (6)	K1GL, K32GL, K36GL, K30GL, Die 03283
	72S / 8VZ*	05001	.315 (8)	
	72S / 10VZ	05002	.394 (10)	
	72S / 12VZ*	05003	.471 (12)	
	72S / 15VZ*	05004	.591 (15)	
16 (1.5)	72 / 7VZ	05005	.276 (7)	K1GL, K32GL, K36GL, K30GL, Die 03283
	72 / 10VZ	05006	.394 (10)	
	72 / 12VZ	05007	.471 (12)	
	72 / 15VZ*	05008	.591 (15)	
	72 / 18VZ	05009	.709 (18)	
	72 / 20VZ*	05010	.787 (20)	
14 (2.5)	73 / 7VZ	05011	.276 (7)	K1GL, K32GL, K36GL, K30GL, Die 03283
	73 / 10VZ	05012	.394 (10)	
	73 / 12VZ	05013	.471 (12)	
	73 / 15VZ*	05014	.591 (15)	
	73 / 18VZ	05015	.709 (18)	
12 (4)	74 / 9VZ	05016	.354 (9)	K32GL, K36GL, K30GL, Die 03283
	74 / 12VZ	05017	.471 (12)	
	74 / 15VZ	05018	.591 (15)	
	74 / 18VZ	05019	.709 (18)	
	74 / 20VZ*	05020	.787 (20)	
10 (6)	75 / 10VZ	05021	.394 (10)	K32GL, K34GL, K36GL, K30GL, Die 03283
	75 / 12VZ	05022	.471 (12)	
	75 / 15VZ	05023	.591 (15)	
	75 / 18VZ	05024	.709 (18)	
	75 / 20VZ*	05025	.787 (20)	
8 (10)	76 / 12VZ	05027	.471 (12)	K28GL, K34GL, Die 03284
	76 / 15VZ	05028	.591 (15)	
	76 / 18VZ	05029	.709 (18)	
	76 / 20VZ*	05030	.787 (20)	
	76 / 25VZ*	05031	.984 (25)	

CONDUCTOR SIZE AWG (mm ²)	CATALOG NUMBER	UPC CODE	DIMENSION L INCHES (mm)	RECOMMENDED CRIMPING TOOLS
6 (16)	77 / 12VZ	05032	.471 (12)	K28GL, K34GL, Die 03283
	77 / 15VZ	05033	.591 (15)	
	77 / 18VZ	05034	.709 (18)	
	77 / 20VZ*	05035	.787 (20)	
	77 / 25VZ	05036	.984 (25)	
4 (25)	77 / 32VZ	05037	1.260 (32)	K28GL, Die 03284
	78 / 12VZ*	05038	.471 (12)	
	78 / 15VZ	05039	.591 (15)	
	78 / 20VZ*	05041	.787 (20)	
	78 / 25VZ	05042	.984 (25)	
2 (35)	78 / 28VZ*	05043	1.102 (28)	K28GL
	79 / 15VZ*	05044	.591 (15)	
	79 / 18VZ	05045	.709 (18)	
	79 / 22VZ*	05046	.866 (22)	
1/0 (50)	79 / 25VZ	05047	.984 (25)	K28GL, K29GL
	79 / 30VZ*	05048	1.181 (30)	
	80 / 18VZ	05049	.709 (18)	
	80 / 22VZ*	05050	.866 (22)	
2/0 (70)	80 / 25VZ	05051	.984 (25)	K29GL
	80 / 30VZ*	05052	1.181 (30)	
	81 / 22VZ	05053	.866 (22)	
3/0 (95)	81 / 25VZ	05054	.984 (25)	K29GL
	81 / 30VZ	05055	1.181 (30)	
	82 / 25VZ	05056	.984 (25)	
	82 / 30VZ	05057	1.181 (30)	
4/0 (120)	82 / 32VZ	05058	1.260 (32)	22 Series Tool with AE 22/120 dies
	82 / 34VZ	05059	1.339 (34)	
	83 / 30VZ	05060	1.181 (30)	
	83 / 32VZ	05061	1.260 (32)	
	83 / 34VZ	05062	1.339 (34)	
300 KCMIL (150)	83 / 38VZ	05063	1.496 (38)	22 Series Tool with AE 22/150 dies
	83 / 40VZ	05064	1.575 (40)	
	84 / 32VZ	05065	1.260 (32)	
	84 / 34VZ	05066	1.339 (34)	
350 KCMIL (185)	84 / 38VZ	05067	1.496 (38)	22 Series Tool with AE 22/185 dies
	84 / 40VZ	05068	1.575 (40)	
	85 / 32VZ	05069	1.260 (32)	
	85 / 40VZ	05070	1.575 (40)	

*No applicable standard.
See pages 230-231 for recommended ferrule crimping tools.

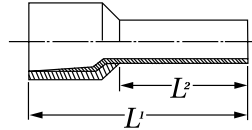
Insulated Wire Ferrules



- Terminate stranded wire into terminal blocks.
- Electrolytic copper and tin plating provide maximum conductivity and low contact resistance.

SPECIFICATIONS

Material	Copper
Surface	Tin-plated
Insulated	Polypropylene Plastic



COLOR CODE: OLD DIN STANDARD

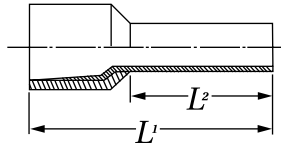
CONDUCTOR SIZE AWG (mm ²)	CATALOG NUMBER	UPC NUMBER	COLOR	DIMENSIONS INCHES (mm)		RECOMMENDED CRIMPING TOOLS
				L1	L2	
(0.14)	166 / GR	04835	Gray	.409 (10.4)	.236 (6)	K1GL, K32GL, Die 03283
	166 / GRL	04836		.488 (12.4)	.315 (8)	
24 (0.25)	167 / H	04837	Light Blue	.409 (10.4)	.236 (6)	K1GL, K32GL, K30GL, Die 03283
	167 / HL	04838		.488 (12.4)	.315 (8)	
22 (0.34)	168 / T	04839	Turquoise	.409 (10.4)	.236 (6)	K1GL, K32GL, K30GL, Die 03283
	168 / TL	04840		.488 (12.4)	.315 (8)	
20 (0.5)	169 / OK	04841	Orange	.471 (12)	.236 (6)	K1GL, K32GL, K36GL, K30GL, Die 03283
	169 / O	04842		.551 (14)	.315 (8)	
	169 / OH	04843		.630 (16)	.394 (10)	
18 (0.75)	170 / WK	04844	White	.488 (12.4)	.236 (6)	K1GL, K32GL, K36GL, K30GL, Die 03283
	170 / W	04845		.574 (14.6)	.315 (8)	
	170 / WH	04846		.645 (16.4)	.394 (10)	
	170 / WL	04847		.724 (18.4)	.471 (12)	
18 - 17 (1)	171 / GK	04848	Yellow	.488 (12.4)	.236 (6)	K1GL, K32GL, K36GL, K30GL, Die 03283
	171 / G	04849		.574 (14.6)	.315 (8)	
	171 / GH	04850		.645 (16.4)	.394 (10)	
	171 / GL	04851		.724 (18.4)	.471 (12)	
16 (1.5)	172 / RO	04852	Red	.574 (14.6)	.315 (8)	K1GL, K32GL, K36GL, K30GL, Die 03283
	172 / RH	04853		.645 (16.4)	.394 (10)	
	172 / RL	04854		.960 (24.4)	.709 (18)	
14 (2.5)	173 / B	04855	Blue	.598 (15.2)	.315 (8)	K1GL, K32GL, K36GL, K30GL, Die 03283
	173 / BH	04856		.748 (19)	.471 (12)	
	173 / BL	04857		.984 (25)	.709 (18)	
12 (4)	174 / GR	04858	Gray	.649 (16.5)	.394 (10)	K32GL, K36GL, K30GL, Die 03283
	174 / GRH	04859		.767 (19.5)	.471 (12)	
	174 / GRL	04860		1.003 (25.5)	.709 (18)	
10 (6)	175 / S	04861	Black	.787 (20)	.471 (12)	K32GL, K34GL, K36GL, K30GL, Die 03283
	175 / SL	04862		1.024 (26)	.709 (18)	
8 (10)	176 / E	04863	Ivory	.846 (21.5)	.471 (12)	K28GL, K34GL
	176 / EL	04864		1.082 (27.5)	.709 (18)	
6 (16)	177 / GR	04865	Green	.870 (22.2)	.471 (12)	K28GL, K34GL
	177 / GRL	04866		1.110 (28.2)	.709 (18)	
4 (25)	178 / BR	04867	Brown	1.181 (30)	.630 (16)	K28GL
	178 / BRL	04868		1.377 (35)	.866 (22)	
2 (35)	179 / B	04869	Beige	1.181 (30)	.630 (16)	K28GL
	179 / BL	04870		1.535 (39)	.984 (25)	
1/0 (50)	180 / O	04871	Olive	1.433 (36.4)	.787 (20)	K28GL, K29GL

COLOR CODE: DIN 46228, PART 4

CONDUCTOR SIZE AWG (mm ²)	CATALOG NUMBER	UPC NUMBER	COLOR	DIMENSIONS INCHES (mm)		RECOMMENDED CRIMPING TOOLS
				L1	L2	
20 (0.5)	469 / 6	04548	White	.471 (12)	.236 (6)	K1GL, K32GL, K36GL, K30GL, Die 03283
	469 / 8	04549		.551 (14)	.315 (8)	
	469 / 10	04550		.630 (16)	.394 (10)	
18 (0.75)	470 / 6	04551	Gray	.471 (12)	.236 (6)	K1GL, K32GL, K36GL, K30GL, Die 03283
	470 / 8	04552		.551 (14)	.315 (8)	
	470 / 10	04553		.630 (16)	.394 (10)	
	470 / 12	04554		.709 (18)	.471 (12)	
18 - 17 (1)	471 / 6	04555	Red	.471 (12)	.236 (6)	K1GL, K32GL, K36GL, K30GL, Die 03283
	471 / 8	04556		.551 (14)	.315 (8)	
	471 / 10	04557		.630 (16)	.394 (10)	
	471 / 12	04558		.709 (18)	.471 (12)	
16 (1.5)	472 / 8	04559	Black	.551 (14)	.315 (8)	K1GL, K32GL, K36GL, K30GL, Die 03283
	472 / 10	04560		.630 (16)	.394 (10)	
	472 / 12	04561		.709 (18)	.471 (12)	
14 (2.5)	473 / 8	04563	Blue	.551 (14)	.315 (8)	K1GL, K32GL, K36GL, K30GL, Die 03283
	473 / 12	04564		.709 (18)	.471 (12)	
	473 / 18	04565		.945 (24)	.709 (18)	
12 (4)	474 / 10	04566	Gray	.699 (17)	.394 (10)	K32GL, K36GL, K30GL, Die 03283
	474 / 12	04567		.787 (20)	.471 (12)	
	474 / 18	04568		1.024 (26)	.709 (18)	
10 (6)	475 / 12	04569	Yellow	.787 (20)	.471 (12)	K32GL, K34GL, K36GL, K30GL, Die 03283
	475 / 18	04570		1.024 (26)	.709 (18)	
8 (10)	476 / 12	04571	Red	.866 (22)	.471 (12)	K28GL, K34GL, Die 03284
	476 / 18	04572		1.102 (28)	.709 (18)	
6 (16)	477 / 12	04573	Blue	.945 (24)	.471 (12)	K28GL, K34GL, Die 03284
	477 / 18	04574		1.102 (28)	.709 (18)	
4 (25)	478 / 16	04575	Yellow	1.181 (30)	.630 (16)	K28GL, Die 03284
	478 / 18	04576		1.181 (30)	.709 (18)	
	478 / 22	04577		1.417 (36)	.866 (22)	
2 (35)	479 / 16	04578	Red	1.181 (30)	.630 (16)	K28GL
	479 / 18	04579		1.181 (30)	.709 (18)	
	479 / 25	04580		1.535 (39)	.984 (25)	
1/0 (50)	480 / 20	04581	Blue	1.417 (36)	.787 (20)	K28GL, K29GL
	480 / 25	04582		1.575 (40)	.984 (25)	

See pages 230-231 for recommended ferrule crimping tools.

Insulated Wire Ferrules



- Terminate stranded wire into terminal blocks.
- Electrolytic copper and tin plating provide maximum conductivity and low contact resistance.

SPECIFICATIONS

Material	Copper
Surface	Tin plated
Insulation	Polypropylene plastic


COLOR CODE: FRENCH STANDARD.

CONDUCTOR SIZE AWG (mm ²)	CATALOG NUMBER	UPC NUMBER	COLOR	DIMENSIONS INCHES (mm)		RECOMMENDED CRIMPING TOOLS
				L1	L2	
26 (0.14)	166 / 6 166 / 8	02971 02972	Brown	.409 (10.4) .488 (12.4)	.236 (6) .315 (8)	K1GL, K32GL, Die 03283
24 (0.25)	167 / 6 167 / 8	02973 02974	Light Yellow	.433 (11) .511 (13)	.236 (6) .315 (8)	K1GL, K32GL, K30GL, Die 03283
22 (0.34)	168 / 6 168 / 8	02975 02976	Light Green	.433 (11) .511 (13)	.236 (6) .315 (8)	K1GL, K32GL, K30GL, Die 03283
20 (0.5)	169 / 6 169 / 8	02977 02978	White	.433 (11) .511 (13)	.236 (6) .315 (8)	K1GL, K32GL, K30GL, Die 03283
18 (0.75)	170 / 6 170 / 8	02979 02980	Blue	.452 (11.5) .531 (13.5)	.236 (6) .315 (8)	K1GL, K32GL, K36GL, K30GL, Die 03283
18 - 17 (1)	171 / 6 171 / 8	02981 02982	Red	.452 (11.5) .531 (13.5)	.236 (6) .315 (8)	K1GL, K32GL, K36GL, Die 03283
16 (1.5)	172 / 6 172 / 8 172 / 18	02983 02984 02985	Black	.452 (11.5) .531 (13.5) .897 (22.8)	.236 (6) .315 (8) .688 (17.5)	K1GL, K32GL, K36GL, K30GL, Die 03283
14 (2.5)	173 / 8 173 / 18	02986 02987	Gray	.570 (14.5) .945 (24)	.315 (8) .688 (17.5)	K1GL, K32GL, K36GL, K30GL, Die 03283
12 (4)	174 / 12 174 / 18	02988 02989	Orange	.681 (17.3) 1.003 (25.5)	.452 (11.5) .688 (17.5)	K32GL, K36GL, K30GL, Die 03283
10 (6)	175 / 12 175 / 18	02990 02991	Green	.787 (20) 1.024 (26)	.452 (11.5) .688 (17.5)	K32GL, K34GL, K36GL, K30GL, Die 03283
8 (10)	176 / 12 176 / 18	02992 02993	Brown	.843 (21.5) 1.062 (27)	.471 (12) .688 (17.5)	K28GL, K34GL, Die 03284
6 (16)	177 / 12 177 / 18	02994 02995	Ivory	.925 (23.5) 1.141 (29)	.471 (12) .688 (17.5)	K28GL, K34GL, Die 03284
4 (25)	178 / 18	02996	Black	1.181 (30)	.688 (17.5)	K28GL, Die 03284

See pages 230-231 for recommended ferrule crimping tools.

B = REPLACEMENT PART **A** = ACCESSORY

Insulated Twin Wire Ferrules



- Use to compress two separate conductors together in one ferrule to make chain bridges easy to install.
- Electrolytic copper and tin plating provide maximum conductivity and low contact resistance.

SPECIFICATIONS

Material	Copper
Surface	Tin plated
Insulation	Polypropylene plastic

CONDUCTOR SIZE AWG (mm ²)	CATALOG NUMBER	UPC NUMBER	COLOR	DIMENSIONS INCHES (mm)		RECOMMENDED CRIMPING TOOLS
				L1	L2	
2 x 20 (2 x 0.5)	869 / 8	02954	White	.591 (15)	.315 (8)	K32GL, K36GL, K30GL
2 x 18 (2 x 0.75)	870 / 8 870 / 10	02955 02956	Gray	.591 (15) .669 (17)	.315 (8) .394 (10)	K32GL, K36GL, K30GL
2 x 17 (2 x 1)	871 / 8 871 / 10	02957 02958	Red	.591 (15) .669 (17)	.315 (8) .394 (10)	K32GL, K36GL, K30GL
2 x 15 (2 x 1.5)	872 / 8 872 / 12	02959 02960	Black	.630 (16) .787 (20)	.315 (8) .471 (12)	K32GL, K36GL, K30GL
2 x 13 (2 x 2.5)	873 / 10 873 / 13	02961 02962	Blue	.728 (18.5) .846 (21.5)	.394 (10) .512 (13)	K32GL, K36GL, K30GL
2 x 11 (2 x 4)	874 / 12	02963	Gray	.906 (23)	.471 (12)	K28GL, K34GL, K36GL
2 x 10 (2 x 6)	875 / 14	02964	Yellow	1.024 (26)	.551 (14)	K28GL, K34GL,
2 x 8 (2 x 10)	876 / 14	02965	Red	1.024 (26)	.551 (14)	K28GL
2 x 5 (2 x 16)	877 / 14	02966	Blue	1.181 (30)	.551 (14)	K28GL

See pages 230-231 for recommended ferrule crimping tools.

WIRE FERRULE CRIMPING TOOLS

Wire Ferrule Crimping Tool 26 - 13 AWG



- Makes trapezoidal crimps.
- Includes cutter and replaceable stripper blade set.

CAT. NO.	UPC NO.	DESCRIPTION
K1GL	02633	Wire Ferrule Crimper

SPECIFICATIONS

Range	26 - 13 AWG (.14 - 2.5 mm ²)
Length	6.9" (175 mm)
Weight	.4 lbs. (0.2 kg)

Wire Ferrule Crimping Tool 20 - 13 AWG



- Crimps single and twin cable wire ferrules.
- End-loading type tool that makes trapezoidal crimps.

CAT. NO.	UPC NO.	DESCRIPTION
K36GL	02639	Wire Ferrule Crimper

SPECIFICATIONS

Range	Single cable wire ferrules: 20 - 13 AWG (.5 - 2.5 mm ²) Twin wire ferrules: 2 x 20 - 2 x 15 AWG (2 x .5 - 2 x 1.5 mm ²)
Length	7.90" (200 mm)
Weight	.5 lbs. (0.2 kg)

Wire Ferrule Crimping Tool 26 - 10 AWG



- Makes trapezoidal crimps with full-cycle ratchet mechanism to assure complete crimps.
- Crimps single and twin cable wire ferrules.
- Adjusts automatically to correct crimp size.

CAT. NO.	UPC NO.	DESCRIPTION
K32GL	02637	Wire Ferrule Crimper

SPECIFICATIONS

Range	Single cable wire ferrules: 26 - 10 AWG (.14 - 6 mm ²) Twin wire ferrules: 2 x 20 - 2 x 13 AWG (2 x .5 - 2 x 2.5 mm ²)
Length	8.4" (213 mm)
Weight	1.1 lbs. (.4 kg)

Wire Ferrule Crimping Tool 10 - 6 AWG



- Makes trapezoidal crimp with full-cycle ratchet mechanism to assure complete crimps.
- Crimps single and twin cable wire ferrules.
- Adjusts automatically to correct crimp size.

CAT. NO.	UPC NO.	DESCRIPTION
K34GL	02638	Wire Ferrule Crimper

SPECIFICATIONS

Range	Single cable wire ferrules: 10 - 6 AWG (6 - 16 mm ²) Twin wire ferrules: 2 x 11 - 2 x 10 AWG (2 x 4 - 2 x 6 mm ²)
Length	8.9" (225 mm)
Weight	1.1 lbs. (0.4 kg)

Wire Ferrule Crimping Tool 25 - 10 AWG



- Makes square-shaped crimps.
- Full-cycle ratchet mechanism assures complete crimps.
- Adjusts automatically to correct crimp size.

CAT. NO.	UPC NO.	DESCRIPTION
K30GL	02636	Wire Ferrule Crimper

SPECIFICATIONS	
Range	25 - 10 AWG (0.14 - 6 mm ²)
Length	6.9" (175 mm)
Weight	1.1 lbs. (0.4 kg)

Wire Ferrule Crimping Tool 7 - 1/0 AWG



- Makes trapezoidal crimps with full-cycle ratchet mechanism to assure complete crimps.
- Crimps single and twin cable wire ferrules.

CAT. NO.	UPC NO.	DESCRIPTION
K28GL	02634	Wire Ferrule Crimper

SPECIFICATIONS	
Range	Single cable wire ferrules: 7 - 1/0 AWG (10 - 50 mm ²) Twin wire ferrules: 2 x 11 - 2 x 5 AWG (2 x 4 - 2 x 16 mm ²)
Length	13.2" (335 mm)
Weight	1.8 lbs. (0.8 kg)

Wire Ferrule Crimping Tool 1/0 - 3/0 AWG



- Makes trapezoidal crimps with full-cycle ratchet mechanism to assure complete crimps.

CAT. NO.	UPC NO.	DESCRIPTION
K29GL	02635	Wire Ferrule Crimper

SPECIFICATIONS	
Range	1/0 - 3/0 AWG (50 - 90 mm ²)
Length	13.2" (335 mm)
Weight	1.8 lbs. (0.8 kg)

USA Tel: 800.435.0786
Fax: 800.451.2632

Canada Tel: 800.435.0786
Fax: 800.524.2853

International Tel: +1.815.397.7070
Fax: +1.815.397.9247

Voice • Data • Video

For industry-leading tools for datacom, telecom and fiber optic applications, Greenlee has the complete product line. Choose from a large line-up of premium installation tools, tone generators and tele-communication test sets, network certification instruments and fiber optic test equipment – produced and field-tested to perform from start to finish.

FEATURED Products

255



NEW
802K Digital LAN
Tracing Kit

257



NEW
NETcat® Pro
NC-500

271



Sidekick® Plus

288



NEW
920XC Handheld
Singlemode OTDR



COPPER TERMINATION

Center Conductor Cutter



- Precisely trims the center conductor of coaxial cable to a standard length of 3/16" (5 mm).
- Cushioned-grip handle for comfortable use.
- Heat-treated for long life.

CAT. NO.	UPC NO.	DESCRIPTION
45481	45481	Center Conductor Cutter

SPECIFICATIONS

Stamped from high-carbon tool steel
Rust-resistant black oxide finish

Cable Cutter, 8 AWG



- Designed to cut solid, stranded wire up to 8 AWG (10 mm²) and multi-conductor cable up to 1/2" (12.7 mm) in diameter.
- Curved cutting blades ensure an easy cut.
- Economically priced.
- Cushioned-grip handle for comfortable use.
- Heat-treated for long life.
- Stamped and precision ground from high-carbon tool steel.
- Return spring.
- Locking latch.
- Rust-resistant black oxide finish.

CAT. NO.	UPC NO.	DESCRIPTION
45482	45482	Cable Cutter



45471 Professional Installation Kit

This complete kit includes our 8 AWG Cable Cutter plus all the tools, connectors and tests for installing and maintaining most types of communications cabling. See page 263 for details on our Professional Installation Kit.


Cable Cutter



- Easily cuts heavier copper and aluminum cables up to 2/0 (70 mm²).
- Plastic coated, high-leverage handles for easier cuts.
- Heat-treated for long life.
- Made of heavy-duty forged steel.
- Precision-ground, shear-action, curved cutting blades.
- Rust-resistant black oxide finish.
- Made in the USA.

CAT. NO.	UPC NO.	DESCRIPTION
727	31291	Cable Cutter

Cable Splicer's Knife and Splicer's Snips



PT-K01



PT-T01



PT-T02

- Cuts cable, telephone wire and strips insulation.
- Tough, tempered steel knife blade holds its edge longer.
- Full-sized knife handle provides greater comfort.
- Knife has a short, coping-type blade made of the finest cutlery steel.
- Scissors have an upper blade with two stripping notches to strip most insulations from 19-24 AWG.

CAT. NO.	UPC NO.	DESCRIPTION
PT-K01	08704	Scissors and Knife Kit with Two-Pocket Pouch
PT-T01	08707	Cable Splicer's Knife
PT-T02	08708	Electrician's Snips
PT-C01	08702	Two-Pocket Leather Pouch

Wire Strippers/Cutter



1916

- Precision-ground blades ensure consistent stripping and cutting.
- Heat-treated for long life.
- Cushioned-grip vinyl handle for comfortable use.
- Serrated nose grip for wire pulling and straightening.
- Stamped from high-carbon tool steel.
- Pivot joints have hardened steel bushings.
- Rust-resistant black oxide finish.

CAT. NO.	UPC NO.	DESCRIPTION
1916	31891	20-10 AWG (0.8 to 2.6 mm dia.) Solid Wire
1917	31890	26-16 AWG (0.4 to 1.3 mm dia.) Solid Wire
1918	31889	30-22 AWG (0.25 to 0.64 mm dia.) Solid Wire

Pro Wire Strippers



1950



1955

- Strips the outer jacket off both solid and stranded wire.
- Machined stripping stations with a positive stop provide precise stripping diameters.
- Ergonomically designed, extra-long cushioned handles add superior comfort and reduce hand fatigue.
- Long curved cutter blades reduce force required by 25% and can cut NM in a single cut.
- Lock tab protects cutting edges during storage.
- Pliers nose for working with small nuts and pulling wire.
- Hole in jaws for looping wires.
- Opening stop prevents spring from disengaging.
- Easy-to-read graphics.
- Cuts screws.

CAT. NO.	UPC NO.	DESCRIPTION
1950	06852	Pro Wire Stripper 10-18 AWG
1951	06853	Pro Wire Stripper 22-32 AWG
1955	06857	Pro Plus Wire Stripper, 10-18 AWG
1956	10300	Pro Plus Stripper 8-16 AWG

Kwik Stripper Flat Telephone Cable Cutter/Stripper



- Designed to cut and strip flat modular telephone cables (Silver Satin).
- Built-in cable stop/guide for consistent strip length.
- Heat-treated for long life.
- Cushioned-grip vinyl handle for comfortable use.
- 2- to 10-conductor capacity.
- Stamped from high-carbon tool steel.
- Rust-resistant black oxide finish.

CAT. NO.	UPC NO.	DESCRIPTION
45480	45480	Kwik Stripper Flat Telephone Cable Cutter/Stripper



45480
Typically used for Modular Plug Connectors (See page 244)



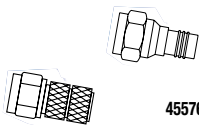
430-500 Poly Line
The 430-500 poly line is the same 210 lb. (934 N) breaking strength line used in the larger buckets, and it comes in a tube with a prepunched hole for dispensing the line without tangling. The line can be blown into conduit and then used to pull in a larger pulling rope, or it can be used directly to pull in smaller wires.

Kwik Stripper Coax Stripper — 2 level and 3 level

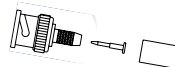
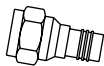


- Designed to provide precise, repeatable strips consistently.
- Prepares RG58, RG59, RG62, RG6 and many other types of coax cable.
- Strips braid and dielectric to 1/4" (6.4 mm).
- Blades are easily replaced in the field.
- Blade adjustment for cutting depth.
- Replaceable and interchangeable blade cassettes.

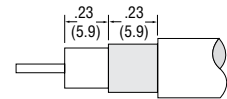
CAT. NO.	UPC NO.	DESCRIPTION
45576	45576	Kwik Stripper Coax Stripper - 2 Level
45577	45577	Kwik Stripper Coax Stripper - 3 Level
45040	45040	R Cartridge - 2 Level
45039	45039	R Cartridge - 3 Level



45576 2 Level
Typically used for F-type connectors (See pages 245).
Frame accepts only 2 level cartridges.



45577 3 Level
Typically used for BNC-type connectors (See page 246).
Frame accepts both 2 and 3 level cartridges.



Kwik Stripper Twisted Pair Stripper




- No tool is better for trimming the jacket from twisted pair cable without damaging the individual conductors.
- Blade depth adjustment ensures precise cutting depth.
- Blade penetration controlled by tension loop.
- Strip length gauge.
- Made in the USA.

CAT. NO.	UPC NO.	DESCRIPTION
45579	45579	Kwik Stripper Twisted Pair Stripper





45579
Typically used for Modular Plug Connectors (See page 244)

Kwik Stripper CATV Cable Stripper



- Designed for the professional CATV cable installer, this stripper is perfect for high volume and uses replaceable stripping cartridges for RG6, RG59, RG11 and RG7 CATV cables.
- Pre-measured stops eliminate time-consuming measuring and trimming.
- No adjustments needed.
- Spare cartridge holder is conveniently built into the tool.
- Included with the tool, the RG6/RG59 cartridge strips cable jacket and dielectric to 1/4" (6.4 mm).
- Included with the tool, the RG11/RG7 cartridge strips cable jacket and dielectric to 1/4" (6.4 mm).
- Extra-large finger hole.
- Made in the USA.




CAT. NO.	UPC NO.	DESCRIPTION
45578	45578	Kwik Stripper CATV Cable Stripper
45580	45580	 Cartridge RG6/RG59
45581	45581	 Cartridge RG11/RG7

45578
Typically used for F-type Connectors (See page245)

Kwik Stripper CATV/UTP Stripper



- Used for both unshielded twisted pair (UTP) and coaxial cabling, this tool reduces the number of tools needed without any adjustments.
- Switching from four pair UTP to RG6 or RG59 is simple – just change cartridges.
- Cartridges are color-coded for quick identification; blue for UTP and black for coax.
- Pre-measured stops eliminate time-consuming measuring and trimming.
- UTP cartridge strips four-pair UTP without scoring the individual conductors.
- Spare cartridge holder is conveniently built into the tool.
- Included with the tool, the RG6/RG59 cartridge strips the cable jacket and dielectric to 1/4" (6.4 mm).
- Extra-large finger hole.
- Made in the USA.

CAT. NO.	UPC NO.	DESCRIPTION
45677	45677	Kwik Stripper CATV/UTP Stripper with Both Cartridges
45667	45667	 Cartridge UTP
45580	45580	 Cartridge RG6/RG59
45581	45581	 Cartridge RG11/RG7

45677
Typically used for F-type connectors (See page 245) and Modular Plug connectors (See page 244).
The most versatile stripper in the industry.

Pocket Cable Stripper



- Specifically designed for stripping power and telecommunications cables from 3/16" to 1-1/8" in diameter (4.5 mm to 29 mm).
- Easy blade depth adjustment.
- Blade rotates for circular, longitudinal and spiral cuts.

CAT. NO.	UPC NO.	DESCRIPTION
1900	45824	Pocket Cable Stripper
07915	07915	Cutting Blade

Pocket Cable Stripper



- Specifically designed for stripping power and telecommunications cables from 3/4" to 1-1/2" in diameter (19 mm to 40 mm).
- Strips solid conductor, stranded conductor and multiple conductor cables.
- Easy blade depth adjustment.
- Blade rotates for circular, longitudinal and spiral cuts.

CAT. NO.	UPC NO.	DESCRIPTION
1901	45823	Pocket Cable Stripper
07915	07915	Cutting Blade

Coax Connector Insertion Tool



45516
Use with F-style and BNC-style Connectors
(See pages 245 - 249).

- Used in CATV applications, the Insertion Tool holds F- and BNC-style connectors securely in place allowing the installer to seat the connector properly on the cable.
- Prevents damage to center conductor.
- Screwdriver bit can be removed to allow the ratcheting screwdriver to be used with standard bits.
- Screwdriver bit can be purchased separately for use in standard ratcheting screwdrivers.
- BNC screwdriver bit sold separately for use with BNC connectors.

CAT. NO.	UPC NO.	DESCRIPTION
45516	45516	Coax Connector Insertion Tool with F-style Connector Bit
45517	45517	Bit, F-style Connector
45518	45518	Bit, BNC-style Connector

Punchdown Tool



46023

- Inserts wire for a corrosion-resistant termination and trims off excess wire.
- Terminates 66, 110, BIX and Krone cross-connect and wall jacks.
- Spring-loaded for fast, low-effort wire seating and termination.
- Internal impact mechanism eliminates jamming for longer, trouble-free service life.
- Adjustable low- and high-impact force settings.
- Bayonet-style blade locking mechanism.
- Neoprene pad for shock absorption.
- Spare blade storage in the handle.
- Color-coded yellow on the cut side of tool.

CAT. NO.	UPC NO.	DESCRIPTION
46020	46020	Punchdown Tool Only
46021	46021	Punchdown Tool w/66 Blade
46023	46023	Punchdown Tool w/110 Blade

Replacement Blades for the Punchdown Tool



46022



46024

- Cut side labeled to eliminate costly punching errors.
- Made of high-carbon tool steel, heat-treated and precision-ground for long life.
- Reversible blades for seating/cut or seating only for jumper wires.
- Rust-resistant finish.

CAT. NO.	UPC NO.	DESCRIPTION
46022	46022	66 Style Blade
46024	46024	110 Style Blade



46010 Clip-On Twisted Pair Kit

Our Clip-On Twisted Pair Kit comes with all the tools necessary for terminating voice and data cable including a Punchdown Tool with 110 blade. See page 260 for details.

Voice • Data • Video

USA Tel: 800.435.0786
Fax: 800.451.2632

Canada Tel: 800.435.0786
Fax: 800.524.2853

International Tel: +1.815.397.7070
Fax: +1.815.397.9247

Telephone Ratchet Crimper



- Combination tool terminates 8-position, 6-position and 4-position (45575 only) modular style plugs.
- No need to change crimping dies.
- Full-cycle ratchet mechanism provides consistent, quality terminations every cycle.
- Straight action ensures uniform crimp.
- Small, compact design.
- Built-in wire cutter and stripper for flat cable.
- All-steel frame has rust-resistant, black oxide finish.

CAT. NO.	UPC NO.	DESCRIPTION
45553	45553	Telephone Ratchet Crimper
45575	45575	Telephone Ratchet Crimper



45553
Typically used for Modular Plug Connectors
(See page 244).



45469 Voice and Category 5 Data Termination Kit

This kit includes our Telephone Ratchet Crimper plus other tools and connectors necessary for installing a voice and data network. Everything is conveniently organized in a durable zipper case. See page 262 for details on our Voice and Category 5 Data Termination Kit.



45575
Typically used for Modular Plug Connectors
(See page 244). Our Telephone Ratchet Crimper was designed with a compact head to fit into tight spaces and ergonomic handles for operator comfort.

Compression Crimping Tool



- Requires less force than a traditional hex-style crimp.
- Ergonomic Sanoprene grips reduce hand fatigue.
- Terminates most compression-style connectors.
- Fully adjustable for crimping different coax connector types.

CAT. NO.	UPC NO.	DESCRIPTION
60807	60807	Compression Crimping Tool



Gator® Plus Terminal Crimping Tool



- Totally new hydraulic pump design results in an extremely compact, battery-powered crimping tool for crimping terminals and VDV connectors.
- Linear crimping action results in a completely symmetric crimp.
- Special compact 9.6 volt NiCd battery reduces weight and size.
- Slim profile and light weight provide for one-hand operation.
- Can complete approximately 150 crimps per battery charge.
- Ram can be retracted in mid-cycle to adjust connector.
- Crimping head rotates 360°.
- Uses all Kwik Cycle® 9 Crimping Dies (see charts on pages 242 and 243).
- Two batteries, battery charger, and carrying case included.
- Choice of 120 volt, 230 volt, or 12 volt battery charger.

CAT. NO.	UPC NO.	DESCRIPTION
EK21011	02024	1.5-Ton Battery-Powered Crimping Tool w/120 volt charger
EK21012	02025	1.5-Ton Battery-Powered Crimping Tool w/12 volt charger
EK21022	02026	1.5-Ton Battery-Powered Crimping Tool w/230 volt charger
RAM1	01975	9.6 V NiCd Battery
KK35SGL	02019	Carrying Case
02178	02178	120 V Charger
23076	23076	12 V Charger
02180	02180	230 V Charger

SPECIFICATIONS

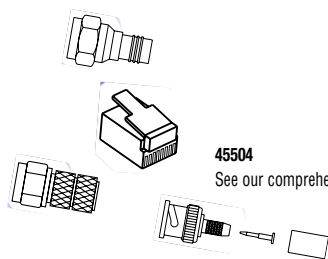
Capacity	Uses Kwik Cycle 9 Die Sets
Length	13-1/4" (337 mm)
Weight	2-3/4 lb. (1.3 kg)
Battery	9.6 volt 1.3 Ah NiCd battery
Crimping Force	2,900 lb. (13kN)
Width	3-1/8" (79 mm)
Crimp Cycle Time	~2 seconds
Battery Charge Time	1 hour

Kwik Cycle® 9" Crimp Frame




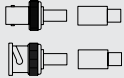







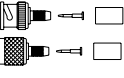















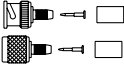







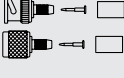







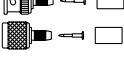















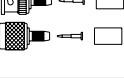






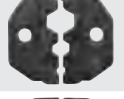
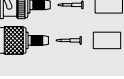







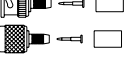







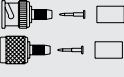






- Used to manually crimp a wide variety of connectors and terminals to factory specifications.
- Frame features a precision full-cycle ratchet for accurate, repeatable crimps every cycle.
- Crimp release lever improves throughput by eliminating rejected terminations due to improper connector positioning.
- Frame features a tension adjustment preset at the factory for optimum performance.
- High-leverage force and ergonomically-designed handle provides comfortable use.
- Frame and dies are manufactured from heat-treated, hardened tool steel for superior function and long life.
- All die sets are easily interchangeable with a simple screwdriver.

CAT. NO.	UPC NO.	DESCRIPTION
45504	45504	Kwik Cycle 9" Crimp Frame



45504
See our comprehensive line of connectors on pages 244-246.


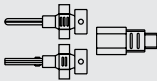
Kwik Cycle® 9" Interchangeable Die Sets for Coaxial Connectors

	DESCRIPTION		CRIMP PROFILE & DIMENSIONS				CAT. NO.	UPC NO.	CAT. NO.	UPC NO.		
			BRAID CRIMP		CENTER CONTACT						TOOL WITH DIE	DIE ONLY
	CABLE TYPE	CONNECTION										
	RG58/RG59/ RG59TFE/RG6	BNC/TNC Cambridge/ AIM, 2-piece 									45562	45562
	Belden 1694A	BNC/TNC 									45563	45563
	RG22B/U Twinax & others	Twinax 									45574	45574
	RG58/RG174/8218	BNC/TNC 50 and 75 OHM 									46826	46826
	RG6/RG59 & 8281	BNC/TNC & F, 50 and 75 OHM. Also 1695, 1505, 9259 and 9231 							45545	45545	46830	46830
	RG58/RG59/62AU	BNC/TNC 							46800	46800	46824	46824
	RG59, RG6	CATV F 							46801	46801	46808	46808
	RG58, RG59 Plenum & Non-Plenum Thinwire	BNC/TNC 50/75 OHM 									45556	45556
	RG6, RG174, 8281, AT&T 728	BNC/TNC/F 							45582	45582	45557	45557
	RG58/141/142/58 Teflon/ 58 Thinney/RG59	BNC/TNC/F 									45558	45558
	RG58/59/62 Teflon	BNC/TNC from Cambridge/AIM 									45559	45559











 International Tel: +1.815.397.7070
 Fax: +1.815.397.9247

 USA Tel: 800.435.0786
 Canada Tel: 800.435.0786
 Fax: 800.524.2853


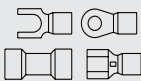

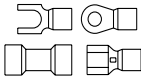

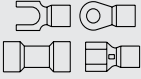

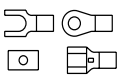
Kwik Cycle® 9" Interchangeable Die Sets for Open Barrel Contacts System

DESCRIPTION		CAT. NO.	UPC NO.	CAT. NO.	UPC NO.
CONNECTION	FEATURES	TOOL WITH DIE		DIE ONLY	
 <p>22-10 AWG (0.3 TO 6 MM²)</p> 	Open barrel, non-insulated terminals, ring tongue, spade and slide-on style			45508	45508

Kwik Cycle® 9" Interchangeable Die Sets for Modular Plugs

DESCRIPTION		CAT. NO.	UPC NO.	CAT. NO.	UPC NO.
CONNECTION	FEATURES	TOOL WITH DIE		DIE ONLY	
 <p>RJ11 2-, 4- and 6-position</p> 	Western Electric and Stewart style connectors			46116	46116
 <p>RJ45 8-position</p> 	AMP modular plug connectors	45540	45540	46117	46117
 <p>RJ11 4- and 6-position</p> 	AMP modular plug connectors	45541	45541	46118	46118
 <p>RJ45 10-position</p> 	Modular plug connectors			45571	45571
 <p>Hand set plug 4-position</p> 				45566	45566

Kwik Cycle® 9" Interchangeable Die Sets for Insulated and Non-Insulated Terminals

DESCRIPTION		CAT. NO.	UPC NO.	CAT. NO.	UPC NO.
CONNECTION	FEATURES	TOOL WITH DIE		DIE ONLY	
 <p>22-10 AWG</p> 	Color coded nests for easy identification Standard insulated terminals, ring tongue, spade lug, slide on and butt splices	45500	45500	45509	45509
 <p>22-10 AWG</p> 	Color coded nests for easy identification For fully insulated slide-on style connectors AMP Ultrafast™ style	45501	45501	45570	45570
 <p>26-16 AWG</p> 	For mini insulated terminals with smaller wire barrels. Ring tongue, spade, slide on and butt splices			45565	45565
 <p>22-8 AWG</p> 	For non-insulated terminals and splices	45505	45505	45507	45507

Voice • Data • Video

USA Tel: 800.435.0786
Fax: 800.451.2632

Canada Tel: 800.435.0786
Fax: 800.524.2853



International Tel: +1.815.397.7070
Fax: +1.815.397.9247

Modular Plugs

We offer modular plugs for a wide variety of installations – from simple tasks like connecting a telephone handset cord to the most demanding requirements of Category 5 wiring.

- Gold-plated contacts provide long life and reliable performance
- Manufactured to comply with FCC 68 guidelines

F-STYLE CONNECTORS

DESCRIPTION					RECOMMENDED TOOL					
					STRIPPER		CRIMPER		COMBO	
CONNECTOR TYPE	CABLE TYPE	QUANTITY	CAT. NO.	UPC NO.	CAT. NO.	UPC NO.	CAT. NO.	UPC NO.	CAT. NO.	UPC NO.
 Handset 4 Contact	Flat Cable Stranded Wire	25/Pack 50/Pack 100/Pack	45737 45750 45770	45737 45750 45770	45480	45480	45504 w/die 45566	45504 w/die 45566	45575	45575
 RJ11 6 Contact	Flat Cable Stranded Wire	25/Pack 50/Pack 100/Pack	45738 45751 45771	45738 45751 45771	45480	45480	45541	45541	45553 45575	45553 45575
 DEC MMJ 6 Contact	Flat Cable Stranded Wire	25/Pack	45739	45739	45480	45480	45504 w/die	45504 w/die		
 RJ45 8 Contact	Flat Cable Stranded Wire	25/Pack 50/Pack 100/Pack	45740 45753 45773	45740 45753 45773	45480	45480			45553 45575	45553 45575
 Handset 4 Contact	Round Cable Solid Wire	25/Pack 50/Pack 100/Pack	45742 45755 45775	45742 45755 45775	45579	45579	45504 w/die 45566	45504 w/die 45566	45575	45575
 RJ11 6 Contact	Round Cable Solid Wire	25/Pack 50/Pack 100/Pack	45743 45756 45776	45743 45756 45776	45579	45579	45541	45541	45553 45575	45553 45575
 DEC MMJ 6 Contact	Round Cable Solid Wire	25/Pack	45744	45744	45579	45579			45553 45575	45553 45575
 RJ45 8 Contact	Round Cable Solid Wire	25/Pack 50/Pack 100/Pack	45745 45758 45778	45745 45758 45778	45579	45579			45553 45575	45553 45575
 RJ45 Cat 5 8 Contact (2 Piece)	Round Cable Solid Wire	25/Pack 50/Pack 100/Pack	45747 45760 45780	45747 45760 45780	45579	45579			45553 45575	45553 45575

For the best tools to use with our modular plugs, see pages 277 to 278 for stripping, and pages 278 to 279 for crimping.

F-Style Coaxial Connectors System

• Nickel plated for corrosion resistance

F-STYLE CONNECTORS

DESCRIPTION						RECOMMENDED TOOL			
CONNECTOR TYPE		CABLE TYPE	QUANTITY	CAT. NO.	UPC NO.	STRIPPER		CRIMPER	
						CAT. NO.	UPC NO.	CAT. NO.	UPC NO.
	'F' Connector Twist-on	RG59	10/Pack 50/Pack	45735 45749	45735 45749	45576 45578 45677	45576 45578 45677		
	'F' Connector Crimp	RG59	10/Pack 50/Pack	45734 45748	45734 45748	45576 45578 45677	45576 45578 45677	46801	46801
	'F' Connector Twist-on	RG6	10/Pack 50/Pack	45327 45328	45327 45328	45576 45578 45677	45576 45578 45677		
	'F' Connector Crimp	RG6	10/Pack 50/Pack	45315 45316	45315 45316	45576 45578 45677	45576 45578 45677	46801	46801
	'F' Connector Crimp	RG59 Quad-shield	10/Pack 50/Pack	45321 45322	45321 45322	45576 45578 45677	45576 45578 45677	46801	46801
	'F' Connector Crimp	RG6 Quad-shield	10/Pack 50/Pack	45323 45324	45323 45324	45576 45578 45677	45576 45578 45677	46801	46801

F-STYLE ADAPTERS

DESCRIPTION				
ADAPTER/TERMINATOR TYPE	QUANTITY	CAT. NO.	UPC NO.	
	5/Pack	45325	45325	
	5/Pack	45326	45326	

For the best tools to use with our F-style connectors, see pages 277 to 278 for stripping and pages 278 to 279 for crimping.

XFC Series Weatherproof Compression F-Style Connectors



- Dual-protection with external sleeve and internal o-ring.
- 360-degree sleeve crimp prevents moisture migration.
- O-ring provides internal seal when the 7/16" nut is tightened.
- Use for both indoor and outdoor applications.
- Color-coded sleeves for easy identification of cable compatibility.
- 70 lbs pull-out strength exceeds SCTE cable retention standard IPS-SP-405.
- Terminates easily using any compression tool.





CAT. NO.	UPC NO.	DESCRIPTION
XFC-6-10	12578	RG6 - 10 Pack
XFC-6-50	12586	RG6 - 50 Pack
XFC-6-100	12587	RG6 - 100 Pack
XFC-6Q-10	12589	RG6 Quad - 10 Pack
XFC-6Q-50	12590	RG6 Quad - 50 Pack
XFC-6Q-100	12591	RG6 Quad - 100 Pack
XFC-59-10	12593	RG59 - 10 Pack
XFC-59-50	12594	RG59 - 50 Pack
XFC-59-100	12595	RG59 - 100 Pack

B = REPLACEMENT PART **A** = ACCESSORY



BNC Coaxial Connectors

- Gold-plated, captive center contact provides long life and reliable performance
- Precision manufactured from machined brass and nickel plated for corrosion resistance

BNC CONNECTORS


DESCRIPTION					RECOMMENDED TOOL			
					STRIPPER		CRIMPER	
CONNECTOR TYPE	CABLE TYPE	QUANTITY	CAT. NO.	UPC NO.	CAT. NO.	UPC NO.	CAT. NO.	UPC NO.
 BNC Crimp Plug	RG58 Thinnet PVC	5/Pack	45730	45730	45577	45577	46800	46800
 BNC Crimp Plug	RG58 Thinnet Plenum	5/Pack	45731	45731	45577	45577	46800	46800
 BNC Crimp Plug	RG59/62 PVC	5/Pack	45732	45732	45577	45577	46800	46800
 BNC Crimp Plug	RG59/62 Plenum	5/Pack	45733	45733	45577	45577	46800	46800

BNC ADAPTERS

DESCRIPTION			
ADAPTER TYPE	QUANTITY	CAT. NO.	UPC NO.
 BNC Tee-style Plug to Jack/Jack	1/Pack	45727	45727
 BNC Straight Jack to Jack	1/Pack	45728	45728

For the best tools to use with our BNC connectors, see pages 277 to 278 for stripping and pages 278 to 279 for crimping.

BNC TERMINATORS

DESCRIPTION			
ADAPTER TYPE	QUANTITY	CAT. NO.	UPC NO.
 BNC Terminator 93 OHM	1/Pack	45726	45726

VS1 Series Splitters



Designed for digital broadcast television, digital cable television, off-air antennas and RF distribution

- Bandwidth - 5 MHz to 1 GHz.
- Power Passive Port - designed to pass RF and DC power from one input to one output.
- Nickel-plated, zinc die-cast housing for excellent anti-corrosive protection.
- 100% solder-sealed tin backplate provides EMI/RFI shielding > -120dB.
- Low insertion loss.
- Printed circuit board construction ensures consistent RF performance and excellent port-to-port isolation.
- Precision machine threaded "F" ports for perfect connector fit.
- F-Ports spaced at 1" on center to allow application of security sleeves and window filters.
- F-Ports comply with SCTE outdoor standards.
- Mounting screws included.

CAT. NO.	UPC NO.	DESCRIPTION
VS1-2	46241	2-Way 1 GHz Splitter (1)
VS1-3	46242	3-Way 1 GHz Splitter (1)
VS1-4	46243	4-Way 1 GHz Splitter (1)
45326	45326	F-Terminator, 75 ohm (10)

SPECIFICATIONS

ELECTRICAL SPECIFICATIONS	Frequency - Range (MHz)	VS1-2, 2-Way	VS1-3, 3-Way	VS1-4, 4-Way
		3.6	4.0-7.2	7.5
Insertion Loss	47-470	4.0	4.1-7.8	8.0
	In-Out	4.3	4.3/8.2	8.5
	(max dB)	750-1000	4.5	4.5/8.5
Return Loss In (min dB)	5-47	15.0	15.0	15.0
	47-470	16.0	17.0	17.0
	470-750	15.0	15.0	15.0
Return Loss Out (min dB)	750-1000	15.0	15.0	15.0
	5-47	15.0	15.0	15.0
	47-470	16.0	17.0	17.0
Isolation Out-Out (min dB)	470-750	15.0	15.0	15.0
	750-1000	15.0	15.0	15.0
	5-47	20.0	20.0	20.0
Isolation Out-Out (min dB)	47-470	21.0	21.0	21.0
	470-750	20.0	20.0	20.0
	750-1000	20.0	20.0	20.0

LENGTH:	2.3" (58mm)	3.0" (76mm)	3.0" (76mm)
WIDTH:	1.9" (48mm)	1.9" (48mm)	1.9" (48mm)
HEIGHT:	0.6" (15mm)	0.6" (15mm)	0.6" (15mm)
HOUSING:	Nickel Plated Zinc Die Cast		
RF CONNECTOR	F-Type Female 75OHM		

WIRE & CABLE IDENTIFICATION

Classic 77 Series Tone Generators



77HP

Permits technicians to identify the conductor within a bundle, at a cross-connect point or at the remote end. Can be used on twisted pair wiring (telecom, datacom, etc.), single conductors, coaxial cables, de-energized AC wiring and most other wiring.

CAT. NO.	UPC NO.	DESCRIPTION
77HP	08687	77HP Tone Generator
77HP/6A	08688	77HP/6A Tone Generator
77HP/6AC	60480	77HP/6AC Tone Generator

Note: Not for use on energized AC wiring

CAT. NO.	UPC NO.	DESCRIPTION
77CS	08686	Leather Belt Holster for Classic 77 Series Tone Generators



77CS

Classic 77 Series Tone Generators

FEATURES / SPECIFICATIONS	77HP	77HP / 6A	77HP / 6AC
Selectable Warble Tone	✓	✓	✓
Continuity Testing	✓	✓	✓
Polarity Testing	✓	✓	✓
Talk Battery Supply	✓	✓	✓
Two-line Modular Test Lead (RJ-11)	✓	✓	✓
Three-color LED (identifies AC ring voltage)	✓	✓	✓
Weather-Resistant Design	✓	✓	✓
Bent Nose Clips with Bed-of-Nails Penetrator	✓	✓	✓
Cloth Test Leads	✓	✓	✓
Battery Operated (9V not included)	✓	✓	✓



77HP



77HP/6A



77HP/6AC

Replacement Piercing Clips



- These traditional telco-style clips can be used with almost any style cordsets.
- Clips feature bent nose design for use on 66 style punchdown blocks and bed-of-nails penetrator for use on insulated wires.
- Package of two clips with red and black boots.

CAT. NO.	UPC NO.	DESCRIPTION
RPC	08710	 Piercing Clips

Professional GX Series Tone Generators



- Microprocessor controlled circuitry for increased reliability.
- Two-line polarity indication for fast outlet identification.
- Automatic shutoff to prevent battery drain.
- Snag-proof boot prevents broken plug tabs.
- Convenient wrist/hanging lanyard.
- Three distinct, selectable tone signal outputs for multiple line identification.
- Two selectable tone power outputs for use on open and shorted pairs.
- Independent continuity test function.
- Independent talk battery supply with higher output voltage.
- Fixed alligator clips and removable modular plug for multiple connection options.
- 77GX2 includes premium telco-style bent nose clips with piercing pin and bed-of-nails connectors.

CAT. NO.	UPC NO.	DESCRIPTION
----------	---------	-------------

77GX	60556	77GX Tone Generator
77GX2	60560	77GX2 Tone Generator

Note: Not for use on energized AC wiring

AdapToner Modular Breakout Tone Generator



- The AT8 Tone Generator makes it simple to test continuity, polarity, send tone and even supply talk battery to any configuration of pairs in 8-position modular jacks and plugs.
- Combines the features of our tone generators and a modular breakout adapter.
- In-line testing is made simple with both a modular plug and jack on each unit.
- 8-position "snag-proof" modular plug.
- 8-position jack with protective cover.
- Quick reference guide with common wiring configurations.
- Selectable solid/warble tone signal.
- Tone, continuity and talk battery supply using alligator clips.
- Weather-resistant design.
- Battery operated (9V not included).

CAT. NO.	UPC NO.	DESCRIPTION
----------	---------	-------------

AT8	08693	AdapToner Modular Breakout Tone Generator
-----	-------	---

Note: Not for use on energized AC wiring

LAN Toner with HUB Blink and Detect



- The LAN Toner is designed for the network installation and maintenance professional and can be used on any wiring system including datacom, telecom, security/alarm, audio and CATV.
- Blinks HUB, Switch Port, and PC activity lights for fast identification.
- Detect LAN hubs & switches.
- Provides tone signaling, continuity testing and telephone line polarity indication combined with a modular breakout adapter.
- Selectable tone outputs for identifying multiple cable runs.
- Includes multiple connection options.

CAT. NO.	UPC NO.	DESCRIPTION
AT8L	60583	LAN Toner

Note: Not for use on energized AC wiring

Tone Test Set



- Our most comprehensive tone test set.
- Traditional alternating tone signal for wire identification.
- Audible line condition testing (level) indicates dead, working and off-hook lines.
- Line 1 and 2 polarity testing using 4-conductor modular plug.
- Improved talk battery supply for communication over inactive pairs.
- Tone and test functions using either modular plug or 24" alligator clip leads.
- Audible resistance level measurement.
- Audible capacitance level measurement.
- Battery operated (9V not included).

CAT. NO.	UPC NO.	DESCRIPTION
600LS	08680	Tone Test Set
600CS	08679	Leather Belt Holster for 600LS Test Set

Note: Not for use on energized AC wiring

Alarm Loop Verifier/Tone Generator



- Designed specifically for the security and alarm industry, the PE620 can be connected to a Normally Open or Normally Closed loop pair and provides a distinct audible tone when the alarm condition occurs.
- Latching feature provides a simple method for identifying intermittent failures ("swingers") and confirming operation of switches at remote locations.
- In the latching mode, the unit will catch the alarm condition and continue sounding until the tester is reset.
- As a tone generator, the unit provides a traditional variable tone that can be applied using the 24" red and black test leads or a convenient 6-position modular plug.
- Convenient magnetic back plate allows the PE620 to be mounted directly to the control panel cabinet or door.
- Battery operated (9V not included).

CAT. NO.	UPC NO.	DESCRIPTION
PE620	08665	Alarm Loop Verifier/Tone Generator

Note: Not for use on energized AC wiring

Data Mate® Precision Tracing Tone Generator



Trace wire or cable without interfering with digital two-way cable or ADSL services.

The model 7780 Data Mate Precision Tone Generator is intended to provide tone for tracing and troubleshooting communication circuits without disrupting digital traffic on the line or adjacent lines.

The high purity of the tracing tones combined with internal isolating filters allows safe tracing on circuits that carry digital services above the baseband (two-way cable and ADSL).

The high-power differential output of the 7780 makes tones easy to find, even over long distances. Also useful for continuity testing and polarity testing, the 7780 provides the standard warble tone and talk battery supply.

- High Power Tone Output.
- Line Voltage and Polarity Indication.
- High Purity Tone Signal.
- Low Crosstalk.
- Low Battery Indicator.
- Filter-isolated Circuitry.
- Two-way Broadband Compatible.
- Modular and Telco Pro Alligator Leads.
- ADSL Service Compatible.
- Long Range.
- Popular, Standard Warble Tone Frequencies Continuity Testing
- Compatible with existing tone.

CAT. NO.	UPC NO.	DESCRIPTION
PE7780	60777	Data Mate Tone Generator

Note: Not for use on energized AC wiring

SPECIFICATIONS

Electrical	
Output Power	+9dBm
Output Signal Frequency	877/982 Hz alternating
Output Impedance	3,500 ohms minimum, 25kHz to 1.1 MHz
Mechanical	
Length	5.5" (140 mm)
Depth	1.0" (25 mm)
Width	2.25" (57 mm)
Weight	0.38 lbs. (0.17 kg)

200 Series Inductive Amplifiers

MODEL NO.	200EP	200GX	200FP	200XP
Powerful 2" Speaker	✓	✓		
Powerful, Rear-fire Speaker			✓	✓
One-button Operation	✓	✓	✓	✓
Adjustable Volume Control	✓	✓	✓	✓
LED for Visual Signal Strength Indication	✓	✓	✓	✓
Recessed Tabs for Telephone Test or Headset Connection	✓	✓	✓	✓
Speaker Bypass When Using Telephone Test Sets		✓		
Noise Filtration			✓	✓
Improved Tip Design for Better Reception and Lower Risk of Shorting Terminals		✓	✓	✓
Continuous-On Feature			✓	✓
Five-Minute Auto Shutoff			✓	✓
Low-battery Indicator			✓	✓
Battery Operated (9V not included)	✓	✓	✓	✓
Patented			✓	✓



Inductive Amplifiers

- Used in conjunction with any tone generator, Inductive Amplifiers permit wire and cable identification without having to make direct metallic contact with the conductor.
- All models feature a powerful speaker for noisy environments, recessed on/off button control and high gain for accurate wire identification in congested cable bundles and equipment rooms.
- The 200EP also includes adjustable volume control for precise identification, an LED for visual signal strength indication and recessed telephone test set connectors.
- The 200GX includes all the features of the 200EP in a new rugged, ergonomically-designed housing.



CAT. NO.	UPC NO.	DESCRIPTION
200EP	08671	Inductive Amplifier
200GX	60557	Inductive Amplifier
200C	08670	Leather Belt Holster for 200 Series Inductive Amplifiers

Filter Probe



- By selectively filtering out 60Hz and its harmonics, the 200FP can be used with any tone generator for faster, more accurate, cable and wire identification.
- Slim, comfortable design for use in limited-space areas.
- Recessed on/off push-button control to conserve battery life.
- Adjustable sensitivity/volume control to increase accuracy.
- Blended carbon/plastic tip to reduce the risk of shorting terminals.
- Patented.

CAT. NO.	UPC NO.	DESCRIPTION
200FP	08672	Filter Probe


Multi-Filter Tone Probe



- Single button selects two kinds of powerful noise filters.
- Filtering means faster, more accurate pair tracing.
- Digital signal processor for accuracy and sensitivity.
- Durable, light weight.
- Audible and visible signal detection.
- Continuous, wide-range volume control.
- Butt set terminals.
- Field replaceable tip, spare tip included.
- Uses a single 9 V battery.
- One probe for many applications.
- Works with any tone generator.
- Especially well suited for 577Hz Telco tone sources and a version is available for 1kHz systems (983Hz).

CAT. NO.	UPC NO.	DESCRIPTION
200XP	60887	Multi-Filter Tone Probe

Replacement Plastic Tips for 200 Series Probes



- Plastic tips perform much the same as traditional metal tips while reducing the risk of shorting terminals.
- Specially formulated with a carbon powder and carbon fiber blended plastic.
- Tips fit 200B, 200EP, 200GX, 200FP and 200XP probes.
- RPT-1 comes with two pencil-style tips and two spade-style tips.

CAT. NO.	UPC NO.	DESCRIPTION
RPT-1	08711	Ⓡ Plastic Tips for 200B, 200EP, 200FP and 200XP
RPT-2	60561	Ⓡ Plastic Tips for 200GX

Replacement Metal Tips for 200B and 200EP Probes



- Metal tips provide maximum performance when probing insulated wires or making direct metallic contact.
- Made of nickel-plated brass.
- Tips fit 200B and 200EP probes.
- Package contains two pencil-style tips.

CAT. NO.	UPC NO.	DESCRIPTION
RMT-1	08709	Ⓡ Metal Tips for 200B and 200EP Probes

Classic Tone and Probe Kit



- Used to identify single conductors or cables within a bundle, at a cross-connect point or at remote ends.
- Kit includes the 77HP High Power Tone Generator and the 200EP Inductive Amplifier in a rugged, woven nylon carrying case. (700C)

CAT. NO.	UPC NO.	DESCRIPTION
701K	08684	Classic Tone and Probe Kit

Professional Tone and Probe Kit



- Designed for the telecom professional, this kit is for use on single conductors, twisted pairs, coax cables and de-energized electrical wiring.
- Housings are drop-tested to ensure durability.
- Kit includes the 77GX Tone Generator and 200GX Inductive Amplifier in a rugged carrying case. (711CS)

CAT. NO.	UPC NO.	DESCRIPTION
711K	60558	Professional Tone and Probe Kit


Premium Tone and Probe Kit



- Designed for more accurate wire identification, the 801K virtually eliminates power-related noise from the tone and probe operation.
- Kit includes the 77HP/6A High Power Tone Generator and 200 FP Filter Probe in a convenient Cordura® case. (700C)

CAT. NO.	UPC NO.	DESCRIPTION
801K	08690	Premium Tone and Probe Kit

AdapToner Kit



- Designed for fast, accurate wire identification by combining the features of our tone generators and modular breakout adapter.
- Kit includes the AT8 Modular Breakout Tone Generator and 200EP Inductive Amplifier in a convenient carrying case. (700C)

CAT. NO.	UPC NO.	DESCRIPTION
AT8K	08694	AdapToner Kit

802K Digital LAN Tracing Kit

NEW


- The 802K Digital LAN Tracing Kit is a powerful, unique troubleshooting and tracing solution for LANs and other types of VDV wiring. The industry standard 200FP filter probe is designed to eliminate hum from fluorescent lights and AC power wiring that can obscure tracing tones.
- The AT8L LAN Toner not only generates multiple tracing tones and provides basic wiring tests, but indicates the presence of 10/100Base-T network service.

CAT. NO.	UPC NO.	DESCRIPTION
802K	36000	Digital LAN Tracing Kit

LAN Toner Kit







- Designed for the network installation and maintenance professional, the LAN Toner sends tone and blinks HUB, Switch Port, and PC activity lights for fast identification. This kit can be used on any wiring system including Datacom, Telecom, security/alarm, audio and CATV.
- Kit includes the AT8L LAN Toner and the 200GX Inductive Amplifier in a rugged, woven nylon carrying case. (700C)

CAT. NO.	UPC NO.	DESCRIPTION
AT8LK	60584	LAN Toner Kit

CATV Cable Tone Test Kit



- Designed specifically for the CATV industry, this kit allows you to tone through splitters, directional couplers and traps.
- Simple to use, the 402K provides accurate results and will eliminate long delays trying to figure out non-tagged or mis-tagged cable drops.
- Kit includes one transmitter, one receiver, one male F-to-F connector adapter cable, one male F-to-alligator clip adapter cable and a carrying case. (700C)
- Transmitter and receiver are equipped with female F-connectors.
- Three methods of signal reception: electrostatic pickup for non-terminated cables, electromagnetic pickup for terminated or shorted cables and direct connection when identifying in the presence of passive devices.
- In continuity mode, provides both audible tone and LED display.
- Identifies the presence of AC or DC voltage on the cable under test.
- Four selectable tone outputs for multiple line identification.

CAT. NO.	UPC NO.	DESCRIPTION
402K	08677	CATV Cable Tone Test Set
402T	60376	 Transmitter
402R	60377	 Receiver
CS9	60374	 Male to male F-connector adapter cable
CS19	60378	 F-connector to alligator clip

Security and Alarm Kit



- Designed specifically for the security and alarm industry, the 620K provides a simple method for identifying intermittent failures (swingers) and confirming operation of switches at remote locations.
- To better satisfy industry requirements, we've combined the Model PE620 Tone Generator with the popular Model 200EP Inductive Amplifier in a durable woven nylon pouch. (700C)

CAT. NO.	UPC NO.	DESCRIPTION
620K	08682	Security and Alarm Kit

Cabling Pouch



- Designed to hold a complete set of wiring tools including: any (one) 77 Series Tone Generator, any (one) 200 Series Inductive Amplifier, a punchdown tool, a cabling knife and scissors.
- Convenient loop to hold most telephone test sets.
- Removable "parts pouch" allows you to keep small components in reach.
- Made of a durable woven nylon.
- Fits belts up to 5" wide.

CAT. NO.	UPC NO.	DESCRIPTION
750C	08685	Cabling Pouch

Tone and Probe Carrying Case



- Allows you to build your own kit using any tone generator and 200 Series probe.
- Durable woven nylon.
- Fits belts up to 3" wide.

CAT. NO.	UPC NO.	DESCRIPTION
700C	08683	Tone and Probe Carrying Case
711CS	60559	Tone and Probe Carrying Case with belt hook

STRUCTURED WIRING TESTERS

NETcat® Pro NC-500

NEW



- Touch screen display with contrast adjustment and backlight.
- Tests shielded twisted pair (STP) unshielded twisted pair (UTP) and coaxial cables.
- 0-2000 foot cable length via TDR.
- Generate four distinct, precision tones for tracing low-loss cables like Cat 5.
- Identifies active network devices (PC or Hub) on 10/100 Base-T networks.
- Displays network device capabilities.
- Patch cable and remote jack wire-map.
- Detects shorts, opens, reversed, crossed and split pairs.
- Office identification using remote ID units.
- Troubleshoots and verifies a wide range of networks.
- Graphical touch-screen display.
- Remote jack ID and verification.
- Operates on a single 9V battery, with low battery indicator.
- Pulsed time domain reflectometer (TDR) shows length of all pairs.
- Compatible with Greenlee precision digital probes.

CAT. NO.	UPC NO.	DESCRIPTION
NC-500	23639	NETcat Pro Digital VDV Wiring Troubleshooter
NC-510	23640	A NETcat Pro Accessory Kit w/carry case



SPECIFICATIONS

Dimensions	3.3" x 1.4" x 6.7" (8.5 cm x 3.5 cm x 17 cm)
Weight	0.45 lb. (200 g)
Power	9V Alkaline battery (PP3)
Requirements	
User Interface	
Display LCD	Dot Pixels: 128 x 128 dots
Viewing Area	60.0 x 58.4
Backlight	White LED
Buttons	LCD touch-screen, Single momentary contact push button
Environmental	
Operating Temperature	0°C to 50°C
Storage Temperature	-20°C to 70°C
Interface	RJ45 shielded jacks
Connections	F-type threaded female coaxial connectors
TDR	User selectable based on a known cable length.
Calibration	Range: 50 to 2000 ft. - 40% to 100% in step of 1%
Length	2000 ft Maximum
Resolution	1 ft.
Accuracy to Open/Short	+4% or 2 ft. whichever is greater
Remote Identifier	2000 ft. (609.6 meters) maximum distance
Wiremap	358 ft (100 meters) maximum distance

Voice • Data • Video

USA Tel: 800.435.0786
Fax: 800.451.2632

Canada Tel: 800.435.0786
Fax: 800.524.2853

International Tel: +1.815.397.7070
Fax: +1.815.397.9247

NETcat® Micro NC-100

NEW



- Tests shielded twisted pair (STP), unshielded twisted pair (UTP) and coaxial cables.
- TIA/EIA standard wiring pair verification.
- Detects shorts, opens, reversed polarity, crossed and split pairs.
- Generates three distinct, selectable digital tone patterns for cable tracing and troubleshooting.
- Tracing modes can be adjusted for high performance LAN cables.
- Complete set of connector types standard (telephone, LAN and coax).
- Nested remote allows end-to-end testing of all wiring types.
- Simple testing of LAN wiring and phone lines.
- Detection of common wiring and connector errors.
- Warning of hazardous voltages.
- Checks for reversed telephone wires.

CAT. NO.	UPC NO.	DESCRIPTION
NC-100	23636	NETcat® Micro Digital Voice Data and Video Wiring Tester

SPECIFICATIONS

Dimensions	150 x 70 x 33mm
Weight	220g including remote unit and battery
Power Source	9V Alkaline battery (PP3)
User Interface	
Display LCD	Icon and seven segment type
Backlight	Green LED
Buttons	Four momentary contact push button
Environmental	
Operating Temperature	0°C to 50°C
Storage Temperature	-10°C to 60°C
Humidity	up to 95% non-condensing
Interface	RJ45 shielded socket
Connections	RJ12 6-way socket F-type threaded female coaxial connectors
Network Split Pair Detection	
Minimum cable length	2 to 3 meters (5 to 10 ft.) depending on cable type
Pair Tracing Tones	Alternating frequencies of 577Hz and 983Hz are produced at three user selectable rates. Designed for standard tone probes, but compatible with precision digital Greenlee tone probes.

PairMapper® Wiremap Kit



PM-400K

- Use to identify various wiring faults found in 10 BASE-T and other four-pair, twisted pair cables per TIA/EIA 568A and 568B.
- Tests and identifies up to four cables with unique Remote Terminators.
- Easy to use, compact.
- Checks twisted pair cable for shorts, opens, crossed pairs, reversed pairs and split pairs.
- Battery operated (4 x AAA not included).

CAT. NO.	UPC NO.	DESCRIPTION
PM-400K	11877	PairMapper Wiremap Kit

Sure Signal®



46060

- Designed for cable installers and communications technicians for testing four-pair data/voice cable links terminated with standard, modular eight-position RJ45-style jacks.
- Simplest tester available for identifying common wiring faults such as shorts, opens and miswires.
- Diagnosis can be completed at one end.
- Sequentially-lighting LEDs correspond to each wire allowing easier diagnosis of miswires than testers that check pairs.
- Can test more wiring configurations than other testers due to sequential wiremap testing.
- Shielded test ports allow extra versatility to test shielded and screened twisted pair.
- Optional patch cords allow the Sure Signal to be used as a coax tester, eliminating the need for a second tester.
- Optional remote unit can be used to check patch cords for wiring errors.
- Optional Accessory Kit includes two RJ45 patch cords, two RJ45 to BNC adapter cords, two RJ45 to RJ11 snap-in adapters and one BNC plug to BNC plug adapter.
- Battery operated (9V not included).
- Lifetime limited warranty.

CAT. NO.	UPC NO.	DESCRIPTION
----------	---------	-------------

46060	46060	Sure Signal Line Verifier and Patch Cord Tester
46070	46070	R Sure Signal Remote
45276	45276	R Carrying Case
46065	46065	R Sure Signal Accessory Kit
CSIO	60381	R Modular Adapter cable

Wiremap Tester



468

- Quickly identifies opens, shorts, reversals and transposed pairs.
- Economical tester includes all the basic functions.
- Connecting the receiver unit automatically activates the test process.
- Sequencing red and green LEDs provide fast, accurate and simple-to-understand results.
- Alerts the technician if connected to an active circuit without harming the unit.
- Connect any eight-position modular plug to the appropriate jack on the transmitter and a sweeping tone signal is applied to all pairs.
- At the far end of the cable, use any Tempo inductive amplifier (probe) to locate the corresponding plug or jack.
- Battery operated (9V not included).

CAT. NO.	UPC NO.	DESCRIPTION
----------	---------	-------------

468	08661	Wiremap Tester
468C	60382	R Carrying Case for the Wiremap Tester
468T	60379	R Transmitter
468R	60380	R Receiver
CSIO	60381	R Modular Adapter Cable

Coaxial Cable Tester



45055

- Provides quick verification of opens or shorts in either the conductor or the shield of coax cable.
- Simple one-button operation provides pass/fail indication.
- Remote terminator allows testing of cables before or after installation.
- Clear red/green LED indication of short or open conditions.
- Standard BNC- and F-type female connectors.
- Battery operated (9V included).
- Lifetime limited warranty.

CAT. NO.	UPC NO.	DESCRIPTION
----------	---------	-------------

45055	45055	Coaxial Cable Tester
-------	-------	----------------------

TERMINATION & TESTING

Clip-On Twisted Pair Kit



- Provides the most essential tools for terminating voice and data cabling right at the installer's side.
- Rugged Cordura® pouch is built to last, lowering replacement costs.
- Heavy-duty metal clip snaps over the installer's belt so that the kit can be removed without removing the belt.
- Side holsters allow the installer to carry a flashlight and a favorite screwdriver.

CAT. NO.	UPC NO.	DESCRIPTION
46010	46010	Clip-On Twisted Pair Kit

Kit contents may be purchased separately:

46023	46023	Punchdown Tool with 110 Blade
PT-T02	08708	Electrician's Scissors
45579	45579	Twisted Pair Stripper
46500	46500	Pocket-Light Flashlight
45272	45272	Pouch

Replacement Tools and Blades are also available:

46020	46020	Punchdown Tool
46021	46021	Punchdown Tool with 66 Blade
46022	46022	66 Style Punchdown Blade
46024	46024	110 Style Punchdown Blade

Cable TV Coax Termination Kit



- Contains the tools and connectors necessary for installing a Cable TV system.
- Durable Cordura Plus zipper case protects and organizes tools and includes a see-through pouch for storing connectors.
- Outside pockets provide convenient storage of instruction manuals or worksite documents.

CAT. NO.	UPC NO.	DESCRIPTION
45466	45466	Cable TV Coax Termination Kit

Kit contents may be purchased separately:

45482	45482	Cable Cutter
45578	45578	Kwik Stripper® CATV Stripper, 2 Level Stripper for RG6, RG59, RG7, RG11
46801	46801	Kwik Cycle® 9" Crimp Frame with Die Set for F-style Connectors on RG6 and RG59 Cable
45516	45516	F Connector Insertion Tool
45324	45324	F-style Crimp-on Connectors for Quad-shield RG6 (Qty. 50)
45476	45476	Zipper Case

Cable TV Coax Termination and Test Kit



- Contains the tools, connectors and tester for installing and testing a Cable TV system.
- Cable TV tone test set uses both electromagnetic and electrostatic pickup to tone through splitters, directional couplers and taps.
- Durable Cordura® Plus zipper case protects and organizes tools and includes a see-through pouch for storing connectors.
- Outside pockets provide convenient storage of instruction manuals or worksite documents.

CAT. NO.	UPC NO.	DESCRIPTION
45467	45467	Cable TV Coax Termination and Test Kit

Kit contents may be purchased separately:

45482	45482	Cable Cutter
45578	45578	Kwik Stripper® CATV Stripper, 2 level stripper for RG6, RG59, RG7, RG11
46801	46801	Kwik Cycle® 9" Crimp Frame with Die Set for F-style Connectors on RG6 and RG59 Cable
45516	45516	F Connector Insertion Tool
45323	45323	F-style Crimp-on Connectors for Quad-shield RG6 (Qty. 25)
402T	60376	Cable TV Tone Generator
402R	60377	Cable TV Tone Receiver
45477	45477	Zipper Case

Coax/Twisted Pair LAN Termination and Test Kit



- Provides the essential tools, connectors and testers necessary for maintaining a Local Area Network (LAN), twisted pair cabling and coax Ethernet (Thinnet) cabling.
- Durable Cordura Plus carrying case protects and organizes tools and includes a see-through pouch for storing connectors.
- Outside pockets provide convenient storage of instruction manuals or worksite documents.

CAT. NO.	UPC NO.	DESCRIPTION
45468	45468	Coax/Twisted Pair LAN Termination and Test Kit

Kit contents may be purchased separately:

45482	45482	Cable Cutter
45579	45579	Kwik Stripper® Twisted Pair Stripper
46023	46023	Punchdown Tool with 110 Blade
46022	46022	66 Style Punchdown Blade
45575	45575	Telephone Ratchet Crimper for 4-, 6- and 8-position Modular Plugs
45577	45577	Kwik Stripper Coax Stripper, 3 Level
46800	46800	Kwik Cycle 9" Crimp Frame with Die Set for BNC-style Connectors on Thinnet RG8 Cable
45481	45481	Center Conductor Cutter for Coax Cable
AT8	08693	AdapToner Modular Breakout Tone Generator
200EP	08671	Inductive Amplifier Probe
45760	45760	Category 5 Connectors RJ45, 8-Position (Qty. 50)
45478	45478	Carrying Case

Voice and Category 5 Data Termination Kit



- Includes the tools and connectors necessary for installing a voice and data network.
- Durable Cordura® Plus zipper case protects and organizes tools and includes a see-through pouch for storing connectors.
- Outside pockets provide convenient storage of instruction manuals or worksite documents.

CAT. NO.	UPC NO.	DESCRIPTION
----------	---------	-------------

45469	45469	Voice and Category 5 Data Termination Kit
-------	-------	---

Kit contents may be purchased separately:

45482	45482	Cable Cutter
45579	45579	Kwik Stripper® Twisted Pair Stripper
46023	46023	Punchdown Tool with 110 Blade
46022	46022	66 Style Punchdown Blade
45575	45575	Telephone Ratchet Crimper for 4-, 6- and 8-Position Modular Plugs
45760	45760	Category 5 Connectors RJ45, 8-Position (Qty. 50)
45751	45751	Flat Cable Connectors RJ12, 6-Position, 6-Conductor (Qty. 50)
45479	45479	Zipper Case

Category 5 Data Termination and Test Kit



- Includes the tools, connectors and testers necessary for installing a Cat 5 data network.
- Durable Cordura® Plus zipper case protects and organizes tools and includes a see-through pouch for storing connectors.
- Outside pockets provide convenient storage of instruction manuals or worksite documents.

CAT. NO.	UPC NO.	DESCRIPTION
----------	---------	-------------

45470	45470	Category 5 Data Termination and Test Kit
-------	-------	--

Kit contents may be purchased separately:

45482	45482	Cable Cutter
45579	45579	Kwik Stripper® Twisted Pair Stripper
46023	46023	Punchdown Tool with 110 Blade
45575	45575	Telephone Ratchet Crimper for 4-, 6- and 8-Position Modular Plugs
45760	45760	Category 5 Connectors RJ45, 8-Position (Qty. 50)
468T	60379	Modular Cable Tester Transmitter with Tone Generator
468R	60380	Modular Cable Tester Receiver
45485	45485	Zipper Case

Professional Installation Kit



- Includes all the tools, connectors and testers for installing and maintaining most types of communications cabling including voice, data, cable TV and coax Ethernet networks.
- Durable Cordura® Plus carrying case protects and organizes tools and includes see-through pouches for storing connectors.
- Outside pockets provide convenient storage of instruction manuals or worksite documents.

CAT. NO.	UPC NO.	DESCRIPTION
45471	45471	Professional Installation Kit

Kit contents may be purchased separately:

45482	45482	Cable Cutter
45579	45579	Kwik Stripper® Twisted Pair Stripper
46023	46023	Punchdown Tool with 110 Blade
46022	46022	66 Style Punchdown Blade
45575	45575	Telephone Ratchet Crimper for 4-, 6- and 8-position Modular Plugs
AT8	08693	AdapToner Modular Breakout Tone Generator
200EP	08671	Inductive Amplifier Probe
PM-400K	11877	PairMapper® with Remotes 1-4
45577	45577	Kwik Stripper Coax Stripper, 3 Level
45040	45040	Kwik Stripper 2-Level Coax Cartridge
46801	46801	Kwik Cycle® 9" Crimp Frame with Die Set for F-style Connectors on RG6 and RG59 Cable
46824	46824	Kwik Cycle Die Set for BNC-style Coax Connectors on Thinnest RG58 Cable
45481	45481	Center Conductor Cutter for Coax Cable
45516	45516	F Connector Insertion Tool
45324	45324	F-style Crimp-on Connectors for Quad-shield RG6 (Qty. 50)
45760	45760	Category 5 Connectors RJ45, 8-Position (Qty. 50)
45751	45751	Flat Cable Connectors RJ12, 6-Position, 6-Conductor (Qty. 50)
45486	45486	Carrying Case

Telecom Technician Kit



- Contains all the essential tools and testers to install and maintain the voice network.
- Durable woven nylon pouch fits any belt up to 5" wide and keeps all the tools conveniently accessible.

CAT. NO.	UPC NO.	DESCRIPTION
45472	45472	Telecom Technician Kit

Kit contents may be purchased separately:

46023	46023	Punchdown Tool with 110 Blade
46022	46022	66 Style Punchdown Blade
PT-T02	08708	Electrician's Scissors
PT-T01	08707	Cable Splicer's Knife
77HP	08687	Tone Generator
200EP	08671	Inductive Amplifier Probe
PE930	60487	Telephone Test Set
750C	08685	Cabling Pouch

Telecom Field Technician Kit



- Contains all the essential tools and testers to maintain a telecommunications network.
- Top quality digital multimeter and telephone test set make troubleshooting a voice network easy.
- DMM features an industry-leading lifetime warranty.
- Insulated screwdrivers protect the technician up to 10,000V.
- Durable Cordura® Plus carrying case protects and organizes tools and includes see-through pouches for storing connectors.
- Outside pockets provide convenient storage of instruction manuals or worksite documents.

CAT. NO.	UPC NO.	DESCRIPTION
45473	45473	Telecom Field Technician Kit

Kit contents may be purchased separately:

45482	45482	Cable Cutter
46023	46023	Punchdown Tool with 110 Blade
46022	46022	66 Style Punchdown Blade
PT-T02	08708	Electrician's Scissors
PT-T01	08707	Cable Splicer's Knife
77HP	08687	Tone Generator
200EP	08671	Inductive Amplifier Probe
PE930	60487	Telephone Test Set
46040	46040	TurTEL6 Modular Adapter and Polarity Tester
DM-800	07549	Digital Multimeter
46500	46500	Pocket-Light Flashlight
1955	06857	Wire Strippers/Cutter, 10-18 AWG Solid, 12-20 AWG Stranded
47439	47439	Screwdrivers, 6-piece Set.
45487	45487	Carrying Case

International Tel: +1.815.397.7070
Fax: +1.815.397.9247

Canada Tel: 800.435.0786
Fax: 800.524.2853

USA Tel: 800.435.0786
Fax: 800.451.2632

BURIED FACILITY LOCATING

Tracker II



HS-1 (08695)
Optional headset is available for use in high-traffic areas or other noisy environments.

- Traces the path and determines the depth of wires and metallic pipes on active or dead systems without having to deactivate the system.
- Lightweight receiver provides audible and visual indications of signal strength.
- Transmitter output and receiver sensitivity are fully adjustable for maximum accuracy.
- Transmitter offers three methods of connection: direct, inductive coupler and inductive antenna.
- Includes transmitter assembly, receiver assembly, inductive coupler (clamp), built-in inductive antenna, two 8' (2.4 m) test leads with heavy-duty alligator clips and durable polyethylene case.
- High frequency transmitter provides range up to 4,000' (1,219 m) and depths up to 7' (2 m).
- Receiver is 32" long (813 mm).
- Battery operated (eight AA and one 9V battery is included).
- Molded carrying case included.
- 1-year limited warranty.

CAT. NO.	UPC NO.	DESCRIPTION
501	08662	Tracker II
501T	60353	Transmitter
501R	60352	Receiver
IC1	60354	Inductive Clamp
CS16	60355	Transmitter Cord Set
500CA	60351	Case with Antenna

SPECIFICATIONS

Power Requirements	Transmitter – (8) AA batteries; Receiver – (1) 9V battery
Battery Life	Transmitter – 30 hours nominal; Receiver – 10 hours nominal
Transmitter Frequency	447.5kHz
Transmitter Power	40Vp-p (140mW) maximum
Voltage Protection	240VAC/500VDC
Automatic Shut Off	90 Min. Transmitter and Receiver
Construction	Transmitter/Receiver – powder coated aluminum Case – vacuum formed polyethylene
Dimensions	Transmitter – 4.25" x 3" x 3.25" (108 x 76.2 x 82.6 mm) Receiver – 32" x 2.75" x 4" (812.8 x 69.9 x 101.6 mm) Case – 33.5" x 8.25" x 3.75" (850.9 x 209.6 x 95.3 mm)
Weight	6.7 lbs. complete kit (3.04 kg)

Buried Line Locator



- LED and LCD signal strength indicators make it quick and easy to find exact line location.
- Lightweight and ergonomically balanced.
- Automatic signal boost makes it easy to trace lines, even those with very weak signals.
- Receiver may be used in active or passive mode.
- Receiver locates multiple passive frequencies with a single setting.
- Receiver automatically locks out passive range when it detects a transmitter signal, reducing the chance of tracing other lines carrying weaker signals.
- Microprocessor-based circuitry delivers increased accuracy and features auto-gain control in all environments.
- Traces 20' (6 m) underground and provides depth readings up to 15' (4.57 m).
- Transmitter can be connected to live lines up to 600V.
- Lifetime limited warranty.
- Molded carrying case included.

SPECIFICATIONS

Transmitter		Receiver	
Operating Voltage	0-600VAC, 0-300 VDC	Depth Range	Measures: 0-15 ft. Traces: 0-20 ft.
Current	13mA (open line) 150mA (live or shorted line)	Depth Resolution	±(10% reading + 0.2 ft.) 0.1 ft. increments
Frequency	33.3kHz	Passive Trace Frequency	12Hz-24kHz
Operating Temperature	0°F to 120°F (-17°C to 50°C)	Operating Temperature	0°F to 120°F (-17°C to 50°C)
Size	7.5" x 4" x 2.1" (190.5 mm x 101.6 mm x 53 mm)	Size	4.1" x 8.5" x 38" (104.1 mm x 215.9 mm x 965.2 mm)
Power	6 VDC (4 AA batteries)	Power	6 VDC (4 AA batteries)
Weight	15 oz. (425 g) (with batteries and clamp)	Weight	1 lb. 12 oz. (794 g)

CAT. NO.	UPC NO.	DESCRIPTION
BLL-200	07796	Buried Line Locator

Pulser Fault Locator








PE2003
Great complement to any buried line cable locator.

- Identifies the exact location of even the smallest breaks in insulation by “pulsing” a high-voltage signal that radiates into the earth at the location of the faults. With the A-frame mounted receiver, a visual analog meter points the way to the source of the voltage.
- Multiple faults on a single wire can be identified indicating the need to replace instead of repair.
- Extra-long test leads feature heavy-duty alligator clips for use on multiple cable types.
- Includes a rechargeable transmitter, receiver, A-frame, ground stake, 120V charger and a 12V DC (cigarette lighter) adapter.
- Battery operated (one 12V and one 9V battery are included).
- Molded carrying case included.
- 1-year limited warranty.

SPECIFICATIONS

Power Requirements	Transmitter: (1) 12V rechargeable battery Receiver: (1) 9V battery
Battery Life	Transmitter: 23 hours per charge; Receiver: 200 hours
Transmitter Power	2400VDC peak
Voltage Protection	240VAC/400VDC
Construction	Transmitter – aluminum housing in polyethylene case Receiver – powder coated aluminum
Dimensions	Transmitter – 17" x 8.5" x 6.5" (421 mm x 215 mm x 160 mm) in case Receiver – 33.5" x 21.75" x 3.25" (840 mm x 550 mm x 8 mm) on A-Frame
Weight	12.5 lbs. (5.7 kg) complete

CAT. NO.	UPC NO.	DESCRIPTION
PE2003	08666	Pulser
2000H	60357	 Transmitter (Includes CH1 & CH2)
2000R	60358	 Receiver
AF2	60482	 A-Frame
CH1	60360	 AC Charger
CH2	60361	 DC Charger





Wire Finder/Mini Locator



- Traces energized or degenerated wires in walls and drop ceilings.
- Provides reliable results on buried cables to depths of 3' (1 m) and lengths up to 1000' (308 m).
- Determines the approximate depth of the wire before digging.
- Compact design and easy-to-understand operations.
- Fully adjustable transmitter and receiver for accurate locating.
- Quick change test leads for use in any industry, even international power outlets.
- Voltage protection to allow use on live AC circuits.
- Automatic shut-off to prevent accidental battery discharge.
- Housed in a durable, molded carrying case with a quick reference operation guide on the inside of the lid.
- Battery-operated: (2) 9V batteries included.
- 1-year limited warranty.

SPECIFICATIONS

Power Requirements	(1) 9V each (transmitter and receiver, included)
Battery Life	Transmitter 35 hours nominal; Receiver 20 hours nominal
Transmitter Frequency	447.5kHz
Transmitter Power	9Vp-p (11mW)
Voltage Protection	240VAC/500VDC
Construction	Transmitter/Receiver – high-impact ABS plastic, Case – vacuum-formed polyethylene
Dimensions	Transmitter – 4" x 2.3" x 1" (101.6 x 58.4 x 25.4 mm), Receiver – 6" x 2.35" x 1" (152.4 x 59.7 x 25.4 mm), Case – 9.5" x 8" x 3" (241.3 x 203.2 x 76.2 mm)
Weight	2.6 lbs. (1.2 kg)

CAT. NO.	UPC. NO	DESCRIPTION
508S	08678	Wire Finder/Mini Locator
508ST	60363	 Transmitter
508SR	60364	 Receiver
CS14	60366	 Alligator Clip Cord set
CS15	60367	 AC Outlet Cord set

Wire and Valve Locator



- Adjustable transmit power allows you to select the best signal for maximum performance.
- Transmitter's high power output offers extended range and use on higher resistance wire paths that other locators can't touch.
- Receiver provides both audible and visual indications of signal strength.
- Lightweight receiver wand makes it easy for you to move along quickly to locate even the longest wire path.
- Rugged headphones block ambient noise and improve "feel" for the signal.
- Includes transmitter, receiver, headset, ground stake, and complete instructions.
- Battery-operated: (8) "D" Cells and (1) 9V.
- 1-year limited warranty.

SPECIFICATIONS

Power Requirements	Transmitter: (8) "D" Cell; Receiver: (1) 9V battery
Battery Life	Transmitter: 50 hours nominal Receiver: 100 hours nominal
Transmitter Frequency	1748Hz
Transmitter Power	750Vp-p 285Vrms
Voltage Protection	120VAC/250VDC
Construction	Powder-coated aluminum housing in polyethylene case
Case Dimensions	33.5" x 8.25" x 3.75"
Weight	12 lbs. complete

CAT. NO.	UPC NO.	DESCRIPTION
521A	86788	Wire and Valve Locator
521T	60368	Transmitter
521R	60352	Receiver
HS1	08695	Headset
GS1	60362	Ground Stake

Marker-Mate®



- Designed to locate buried electronic markers, including Omni Marker®, and Uni Marker™
- Five+ foot depth range
- Detects up to seven different marker types
- Scan mode provides simultaneous detection of all marker types
- User-adjustable Detection Threshold
- Digital signal processor accuracy
- Large-character display is easy to read
- Bar graph, numeric & audible signal strength indicators
- Speaker volume adjust
- Headphone jack
- Battery level indicator
- Low battery warning
- Adjustable time out feature prolongs battery life (and can be turned off)
- Weather resistant
- Rugged construction
- Patent pending

CAT. NO.	UPC NO.	DESCRIPTION
EML100	60798	Marker-Mate Electronic Marker Locator

SPECIFICATIONS

Electrical:	Twelve AA batteries Battery Life: 20 hours typical
Environment:	Operating Temperature: -4°F to 122°F (-20°C to 50°C) Storage Temperature: -40°F to 158°F (-40°C to 70°C) Weather Resistant
Physical:	Length: 30.7 in. (780 mm) Width: 7.8 in. (198 mm) Height: 12.8 in. (325 mm) Weight: 4.5 lbs. with batteries (2 kg)

= REPLACEMENT PART = ACCESSORY

Omni Marker®



- Electronically marks and relocates buried facilities.
- Unique design produces a uniform, spherical RF field in every direction.
- Easily located up to 5' away with any modern marker locator.
- Wider field with a signal peak directly above the marker provides precise location.
- Requires no particular orientation when buried.
- Greater range than standard 4" ball markers.
- High-reliability design lasts as long as your buried plant.
- Color coded by utility application.
- Lifetime limited warranty.
- Patented.

APPLICATION	COLOR	FREQUENCY	CAT NO.	UPC NO.
Power	Red	169.8kHz	0160-0001-1	60765
Water	Blue	145.7kHz	0161-0001-1	60766
Sanitary	Green	121.6kHz	0162-0001-1	60767
Telephone	Orange	101.4kHz	0163-0001-1	60768
Gas	Yellow	83.0kHz	0164-0001-1	60769
Cable TV	Orange/Black	77.0kHz	0165-0001-1	60770
Non-Potable Water	Purple	66.35 kHz	0168-0001-1	11050

Uni Marker™



- Electronically marks buried facilities for later relocation.
- Rugged polyethylene case ensures years of useful life.
- Small size and flat design attach easily to non-metallic utility box lids, hand holes and other buried enclosures.
- Location is simple with any modern marker locator.
- Range is 25% more than other similar-style markers.
- Signal peak ensures location within inches of the marker.
- Color coded by utility application.
- Lifetime limited warranty.

APPLICATION	COLOR	FREQUENCY	CAT NO.	UPC NO.
Power	Red	169.8kHz	0170-0001-1	60771
Water	Blue	145.7kHz	0171-0001-1	60772
Sanitary	Green	121.6kHz	0172-0001-1	60773
Telephone	Orange	101.4kHz	0173-0001-1	60774
Gas	Yellow	83.0kHz	0174-0001-1	60775
Cable TV	Orange/Black	77.0kHz	0175-0001-1	60776
Non-Potable/Gen I	Purple	66.35kHz	0178-0001-1	11059

Kwik Cycle® Cable Tie Guns



The Standard Cable Tie Gun is for use with 5/64" to 3/16" wide cable ties (2.2 mm to 4.8 mm), and the gun is made of molded nylon.

The Heavy-duty Cable Tie Gun is for use with cable ties up to 1/4" wide (6.35 mm), and the gun is made of durable metal.

- Tension adjustment allows the user to adapt the tool to the size of the tie.
- Automatic cut-off eliminates sharp edges on ties.

CAT. NO.	UPC NO.	DESCRIPTION
45306	45306	Standard Cable Tie Gun
45300	45300	Heavy-Duty Cable Tie Gun

CABLE & SERVICE TESTING

PE 900 Series Telephone Test Sets



PE961

- Waterproof tested to an IEC IP67 rating, these test sets are so impervious to water they can actually withstand submersion.
- The PE961 features our DigAlert™ over-voltage alarm and lock-out function to eliminate the danger of damaging or knocking out digital service lines.
- The new PE961 provides full ADSL compatibility.
- Ten-number speed dial memory (32 digits each).
- Last number redial.
- Precise hook flash.
- Microphone mute.
- Audible and visual mode indicators.
- Polarity test in any mode.
- Unique quick-release belt clip.
- Premium cord set with bed-of-nails and piercing pin clips.
- Three year warranty.

CAT. NO.	UPC NO.	DESCRIPTION
PE930	60487	Telephone Test Set
PE945	60489	Test Set with Two-Way Hands Free
PE961	60511	Test Set with Two-Way Hands Free and DigAlert
PE901	60492	Ground Start Cord Set
PE902	60493	Cord Set

FEATURE	PE930	PE945	PE961
Data Safe Monitor	✓	✓	✓
Adjustable Ringer	✓	✓	✓
Waterproof Design	✓	✓	✓
Loud Speaker Listening		✓	✓
Two-Way Hands Free		✓	✓
DigAlert™ Data Lock-out			✓
ADSL Compatible			✓

Tele-Mate® Communication Test Set



PE810

RPC
Replacement Piercing Clips (see page 248)

- Designed for communications wiring installation and repair to quickly verify the quality of a new installation.
- Affordable
- Headset for hands-free operation.
- Rugged design for demanding use.
- Compact design and durable belt clip make it easy to carry.
- Adjustable volume.
- Built-in ringer.
- Tone/Pulse dialing.
- Last number redial.
- Line polarity indication.
- Microphone mute.
- Data safe monitor mode.
- Replaceable premium cord set with telco-style clips.

CAT. NO.	UPC NO.	DESCRIPTION
PE810	60298	Tele-Mate® Communication Test Set
PE909	60785	Belt Clip

= REPLACEMENT PART = ACCESSORY

Tele-Mate® Pro Telephone Test Set



- The Tele-Mate Pro Telephone Test Set will help you deal with the increasing complexity of telecom installation and maintenance.
- Complete telephone set with ringer
- Phone-to-phone intercom
- Modular or alligator clip connection
- LCD Display in English, Spanish or French
- Caller ID with name display
- Call waiting Caller ID
- Missed call indication
- Line voltage and current display
- High voltage detect and lockout
- High current detect and lockout
- Amplified loudspeaker line monitor
- Headset or handset operation
- Tone and pulse dialing
- Large 10-location speed dialing memory
- Multi-memory redial

CAT. NO.	UPC NO.	DESCRIPTION
----------	---------	-------------

PE830	60299	Tele-Mate Pro Telephone Test Set
PE909	60785	Belt Clip

TurTEL Modular Adapters/Polarity Tester



- Use with tone generators, test sets and other test devices to troubleshoot and isolate problems with telephone circuits.
- Two jacks allow in-line testing without service interruption.
- The TurTEL 6 has two six-position, six-wire jacks.
- The TurTEL 8 has two eight-position, eight-wire jacks.
- Simple, push button operation to check polarity and power.
- Reduced chance of shorting adjacent alligator clips due to unique shape.
- Test contacts are perforated to provide sure grip for alligator clips or use of probes.
- The TurTEL 6 has an internal circuit to allow testing of polarity for either of two lines (pairs 4 to 5 or 3 to 6) – circuit allows verification of power and phone number assignments.
- Patch cord included.
- Heavy-duty stainless steel belt clip.
- Lifetime limited warranty.

CAT. NO.	UPC NO.	DESCRIPTION
----------	---------	-------------

46040	46040	TurTEL 6 Modular Adapter/Polarity Tester
46050	46050	TurTEL 8 Modular Adapter

Sidekick® Plus Advanced Cable Maintenance Test Set



1155-5000

- Complete metering of voltage, current and resistance on copper cables
- Patented stress balance test
- Measurement of distance to opens
- Line quality tests for noise, loss and power influence
- Multimode wire tracing tone
- Resistance fault locator (RFL) and calculator
- Powerful Time Domain Reflectometer (TDR)
- Built-in loudspeaker dialing with phone book memory
- Auto-test mode with Pass/Fail
- USB download of test results and upload of software
- Analog meter or digital display selectable
- Big, easy-to-read display with backlight
- Rechargeable (included) or replaceable batteries
- Advanced cable diagnosis and troubleshooting in a single test set
- Quick testing and fast repairs
- Test data capture for sharing and records
- Easy to learn, especially for Sidekick family users
- Field upgradeable software

CAT. NO.	UPC NO.	DESCRIPTION
1155-5000	60886	Sidekick Plus Test Set

SPECIFICATIONS	
Dimensions	11 x 4.75 x 3 inches
Weight	3 lbs.
Resistance	100 megohm max
Leakage	100 megohm max
DC Voltage	0 to 300 Volts DC
AC Voltage	0 to 250 Vrms
Stress Balance	0 to 82 dBmC
RFL	20 megohm, distance to 2 megohm
TDR Range	33 kilofeet
Operating Temp.	14°F to +120°F
Power	Rechargeable Battery Pack or Six AA batteries

Sidekick® T&N

1137-5002



- Five transmission and noise tests.
- Determines the stressed noise susceptibility of dry and working pairs.
- Measures resistance, AC/DC volts, and capacitive kick.
- Provides tone for twisted pair or crossed conductor identification.
- Single setup for testing Tip-Ring, Tip-Ground, and Ring-Ground.
- Minimal drying effect in all ranges.
- Field replaceable leads.
- Softcase with adjustable strand hook.
- Low Battery indicator light.

CAT. NO.	UPC NO.	DESCRIPTION
1137-5002	60526	Sidekick T&N
1134-1002	60752	Case

SPECIFICATIONS			
Dimensions	10.75" x 4.25" x 2.5"	Stress Test	0 to 82 dBmC
Weight	2 lbs.	Loop Current	0 to 100 mA
Resistance	Rx1: Reads 0 to 2000 Ω Rx1K: Reads 0 to 2 MΩ	Circuit Noise	0 to 75 dBmC
Leakage	Rx10K: Reads 0 to 20 MΩ	Circuit Loss	-15 to +1 dB
DC Voltage	0 to 300 volts DC	Power Influence	50 to 100 dBmC
AC Voltage	0 to 300 Vrms	Operating Temp.	-4°F to +140°F
		Power	Four AA batteries

Sidekick® T&Nd

1144-5000



- Easy-to-read digital LCD display.
- Internal Dialer for making Transmission Test connections.
- Autotest – performs 22 individual tests at the touch of a button.
- Determines the stressed noise susceptibility of dry and working pairs.
- Measures AC/DC Volts, Leakage, resistance, and loop current.
- Performs circuit loss, circuit noise (metallic noise), and power influence tests.
- Built-in open meter.
- Locates up to 4 load coils.
- Single set up for Tip-Ring, Tip-Ground, and Ring-Ground tests.
- Field replaceable test leads.
- On-screen display of "LOW BATTERY" when batteries are near failure.

CAT. NO.	UPC NO.	DESCRIPTION
1144-5000	60853	Sidekick T&Nd Test Set
1134-1002	60752	Case

SPECIFICATIONS

Weight	2 lbs.	Opens	0 to 60 kft.
Dimensions	10.75" X 4.25" X 2.5"	Loop Current	0 to 100 mA
AC Volts	300 Vrms max.	Load Coil	up to 4
DC Volts	± 300 Volts max.	Circuit Loss	+1 to -15 dB
Resistance	1 Megohm max.	Power Influence	40 to 100 dBmC
Leakage	100 Megohm max.	Circuit Noise	0 to 75 dBmC
Stress	0 to 82 dBmC	Power	Four AA Batteries

Sidekick® V.O.C.



- Identifies defective inside wire and jacks.
- Measures resistance, AC/DC volts, quasi square wave, and pair balance.
- Identifies shorts, opens, crosses and grounds.
- Replaces the need for other meters.
- Provides tone for twisted pair or crossed conductor identification.
- Single set-up for testing Tip-Ring, Tip-Ground, and Ring-Ground with ground connection.
- Field replaceable leads.
- Softcase with adjustable hook.
- Low Battery indicator light.

CAT. NO.	UPC NO.	DESCRIPTION
1143-5000	60527	Sidekick V.O.C.
1134-1002	60752	Case

SPECIFICATIONS

Dimensions	10.75 x 4.25 x 2.5 inches
Weight	2 lbs.
Resistance	Rx1: Reads 0 to 2000 Ω Rx1K: Reads 0 to 2 Megohms
Leakage	Rx10K: Reads 0 to 20 Megohms
DC Voltage	0 to 100 Volts DC
AC Voltage	0 to 200 Vrms
Stress Test	0 to 82 dBmC
Operating Temp.	-4°F to +140°F
Power	Four AA batteries

Sidekick® 7B



- Determines the stressed noise susceptibility of dry and working pairs.
- Measures resistance, AC/DC volts, and capacitive kick.
- Provides tone for twisted pair or crossed conductor identification.
- Single setup for testing Tip-Ring, Tip-Ground, and Ring-Ground.
- Minimal drying effect in all ranges.
- Field replaceable leads.
- Softcase with adjustable strand hook.
- Low Battery indicator light.

CAT. NO.	UPC NO.	DESCRIPTION
1134-5029	60525	Sidekick 7B
1134-1002	60752	Case

SPECIFICATIONS

Dimensions	10.75" x 4.25" x 2.5"
Weight	2 lbs.
Resistance	Rx1: Reads 0 to 2000 Ω; Rx1K: Reads 0 to 2 MΩ
Leakage	Rx10K: Reads 0 to 20 MΩ
DC Voltage	0 to 100 Volts DC
AC Voltage	0 to 200 Vrms
Stress Test	0 to 82 dBmC

Precision Tone Generator



- Used in the telecommunications industry for pair identification and fault locating.
- Supplies a precise 577.5Hz crystal controlled signal frequency.
- Variable output allows technicians to adjust signal strength to suit field conditions and improve accuracy.
- Designed to work with any common amplifier and exploring coil for aerial fault locating.
- For communications over inactive pairs, the unit supplies talk battery to power two telephone test sets (buttsets).
- Each of the three test leads is equipped with traditional bent nose piercing clips with “bed-of-nails” insulation piercing pins.
- The tone generator and test leads fit neatly in a durable, protective woven polyester carrying case with shoulder strap.
- 1-year warranty.
- Battery-operated (1 – 6V lantern included).

CAT. NO.	UPC NO.	DESCRIPTION
177	08657	Precision Tone Generator

SPECIFICATIONS

Power Requirements	One 6V lantern battery
Battery Life	40 hours nominal
Transmitter Frequency	577.5Hz pulsed at 1Hz, crystal controlled
Output Voltage	0.1 to 80Vp-p
Output Signal Level	0 to +30dBm
Construction	High impact ABS plastic in woven polyester case
Dimensions	7.25" x 5.5" x 4.5" in case
Weight	3 lbs. with battery

Load Coil Detector



- Designed for the telecommunications market, the 88 Load Coil Detector will identify the presence and count the number of load coils on an active or inactive circuit.
- No complicated screens or test instructions to decipher.
- Designed to withstand the rigors of daily use, the tester speeds troubleshooting dedicated data circuits. Simply connect the test leads and turn the switch.
- While gradually turning the control, the display will “kick” to signify each coil detected on the pair.
- Accurately identifies and counts up to four load coils on the circuit under test.
- 1-year warranty.

SPECIFICATIONS

Power Requirements	One 9V battery
Battery Life	100 hours nominal
Construction	High impact ABS plastic
Dimensions	4 x 2.25 x 1.5"
Weight	5.8 oz. with battery

CAT. NO.	UPC NO.	DESCRIPTION
88	08656	Load Coil Detector

T-Bug® Digital Signal Identifier




- Used to detect digital signals on twisted pair cables, identify and isolate digital pairs for special handling and help technicians avoid accidentally putting pairs out of service.
- Operation is non-invasive and does not involve metallic contact so there's no risk of service interruption.
- Simple to use – just place the probe between the pairs in question.
- Differential amplifier saves time by allowing the technician to determine whether the signal is truly present or is an induced signal from adjacent pairs.
- False readings due to noise are virtually eliminated.
- Continuous self test ensures that the unit is functioning properly.
- Emits both visible and audible indication when digital signals are present.
- Patented.

CAT. NO.	UPC NO.	DESCRIPTION
0134-0500	60764	T-Bug Digital Signal Identifier

TelScout® TS100



- Twisted Pair and Coax Testing in a Single Unit (optional).
- One-Step Setup.
- Automatic and Manual Instrument Control Mode.
- 45 kilofeet Fault Location Capability.
- Rugged – Survives 6 foot (2m) Drop.
- Powered from AC Mains or Rechargeable Internal Battery.
- Single-Button Zoom Function.
- Short Pulse Width Option (Includes Coax Testing Capability).
- Pair Comparison Mode.
- Splits/Crosstalk Mode.
- Intermittent Fault Location.
- Measures Distance to Fault in Feet, Meters, or Time.
- Configurable for Any Cable Type and Vp (0.300 to 1.000).
- Internal Memory Waveform Storage and Trace Upload to PC Software (MCTAP-Option).
- Serial Printer Output for Stored or Displayed Waveforms.
- Accurate (± 3 ft. at 10,000 ft.)
- On-line Tutorials.
- Large Backlit Display.

CAT. NO.	UPC NO.	DESCRIPTION
TS100-01	60520	TelScout TS100-01 Metallic TDR
650391700	60754	 Leads

SPECIFICATIONS

Environmental

Temperature –
 Operating: 17° F to 92° F (-15° C to +60° C).
 Non-operating: 12° F to 97° F (-20° C to +65° C).
 Humidity – 95% RH, non-condensing.
 Shock (test specification) – Survives drop of 2 m to concrete in standard soft case.
 Safety – EN 61010-1 and EN61010-031.
 EMC – EN61326.

Power

Mains Operation –
 Voltage Ranges: 110 V, 220 V, 240 V with appropriate AC to DC adapter.
 Battery Operation –
 Operating Time: 6 hrs. continuous.
 Battery Saver: Selectable for 5 to 30 minutes or disabled.

Physical

Dimensions	in.	mm
Height	12	30
Width	10	25
Depth	3.5	9
<hr/>		
Weight	lb.	kg
Net	6.4	3

TelScout® TS90



- Two Pair Test Capability
- One-Step Setup
- Automatic Instrument Control Mode
- 45,000' (15 km) Fault Location Capability
- Splash and Drip Proof
- Single-Button Zoom Function
- Pair Comparison Mode
- Splits/Crosstalk Mode
- Intermittent Fault Location
- Measures Distance to Fault in Feet, Meters, or Time
- Configurable for Any Cable Type and Vp (0.300 to 1.000)
- Accurate (±3 ft. at 10,000 ft.)
- On-line Tutorials
- Large Backlit Display

CAT. NO.	UPC NO.	DESCRIPTION
TS90	60522	TelScout TS90
012154500	60740	Leads
THM5BAT	60756	Rechargeable Battery Pack

SPECIFICATIONS

Environmental

Temperature –
 Operating: 32° F to 77°F (0° C to +45° C).
 Non-operating: 12° F to 92°F (-20° C to +60° C).
 Humidity – 95% RH, non-condensing.
 EMI Emissions –
 EN55011 class A.
 EN60555-2.

Power

Battery Operation –
 Battery Type: Six AA Alkaline.
 Operating Time: >4.5 hrs. with backlight off.
 Battery Saver:
 Selectable for 5 to 30 minutes or disabled.

Physical

Dimensions	in.	mm
Height	5.6	141
Width	8.3	211
Depth	1.8	43
Weight	lb.	kg
Net	2.2	1

CableScout™ TV90



- High performance easy to use, Time Domain Reflectometer for Coaxial testing applications.
- Employs optimized pulsing and sampling, coupled with advanced filtering and signal-processing techniques to ensure clean waveform and easy identification.
- Context-sensitive help screens for all functions
- Small, portable and lightweight 2.2 lbs. (1kg)
- Includes rechargeable battery pack
- Includes twisted pair adapter and test probe

CAT. NO.	UPC NO.	DESCRIPTION
TV90	12600	TV90 CableScout TDR
THM5BAT	60756	Rechargeable Battery Pack

SPECIFICATIONS

- Easy to operate (help screens available for all functions)
- Fast fault finding with automatic gain and vertical waveform positioning
- One-button Expand/Full View Function and zoom control.
- Precision accuracy 0-200 ft +/- 2 ft. 1% beyond.
- Range up to 4000 ft.
- High-resolution with optimizing pulse and sampling and advanced filtering
- Input Protection: 200 VDC + Peak AC.
- Rugged - designed for harsh environments
- Large 7.2-in. high-resolution backlit display.
- International power supply options

Environmental

Temperature:
 Operating: 32° F to 77°F (0° C to +45° C).
 Non-Operating: 12° F to 92°F (-20° C to +60° C).
 Durability: Survives Drop test of 6 foot (2m) to concrete in soft case
 Power: 110 V, 220 V, 240 V with appropriate power adapter
 Battery type: 6 AA Alkaline and NiCad rechargeable pack. 4.5 hours continuous operation with adjustable battery saver modes

Standards

Compliant: UL, FCC EMI, CAN/CSA, EN, and CE

= REPLACEMENT PART = ACCESSORY

CableScout™ TV220TDR



- CableScout TV220: High Performance Time Domain Reflectometer for Coaxial Applications.
- The TV220 is designed to quickly locate faults that effect digital services in the Cable TV Network.
- High Frequency acquisition system exposes faults invisible to other TDR's.
- High signal-to-noise ration (SNR) allows for precision multiple fault location accuracy.

CAT. NO.	UPC NO.	DESCRIPTION
TV220	12599	CableScout TV220TDR

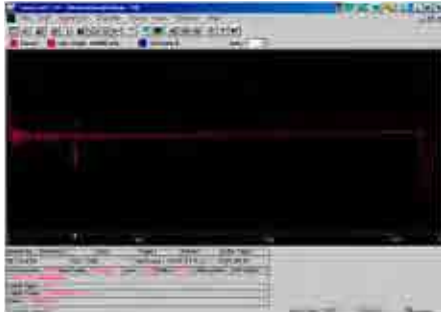
SPECIFICATIONS

Easy to operate with on-board Tutorials
 Automatic or manual test features
 One-button zoom control.
 Trace comparison mode
 Intermittent Fault location
 Automatic event return loss
 Input protection to 400 VDC + Peak AC
 Internal memory waveform storage and trace upload to PC Software (MCTAP- Option).
 Serial output connector - print directly from unit
 Precision accuracy to +/- 4 ft. at 12,000'
 High-resolution 1 (ns) short pulse width.
 Rugged - designed for harsh environments
 Large 7.2-in. high-resolution backlit display.
 International language and power supply options

Environmental

Temperature:
 Operating: 22° F to 72°F (-10° C to +40° C).
 Non-Operating: 12° F to 92°F (-20° C to +60° C).
Durability: Survives Drop test of 6 foot (2m) to concrete in soft case
Power: 110 V, 220 V, 240 V with appropriate power adapter
Battery type: Internal Lead Acid rechargeable. 8 hours continuous operation with adjustable battery saver modes
Standards Compliant: UL, FCC EMI, CAN/CSA, EN and CE

MCTAP Waveform Analysis Software for TS100/TV220



- Metallic Cable Trace Analysis Package (MCTAP) is a Windows based program for viewing and analyzing wave forms acquired by the Tempo TV220 and TS100 TDR. MCTAP may be installed on computers running Windows 95/98, Windows NT, Windows ME, 2000, XP.

CAT. NO.	UPC NO.	DESCRIPTION
MCTAP	60755	MCTAP Software

SPECIFICATIONS

- TDR waveforms that are saved in the field can be uploaded to a computer for data management and analysis
- Waveform data can be exported as BMP, JPEG, and TIF file formats for easy communication of data
- Waveform data can be exported as text or spreadsheet compatible files for use in word processors or spreadsheet programs

FIBER TERMINATION & TESTING

Fiber Optic Kevlar® Shears



- Easily cuts through DuPont Kevlar or other aramid yarn.
- Serrated blade prevents slipping.
- High-leverage handles facilitate cutting.
- Cushioned-grip handle for comfortable use.
- Manufactured from hot-forged, high-carbon steel for long life.

CAT. NO.	UPC NO.	DESCRIPTION
45586	45586	Fiber Optic Kevlar Shears

Kevlar is a registered trademark of E.I. DuPont, Inc.

Ceramic Kevlar® Cutter



- Quickly and precisely trims the Kevlar strength member in fiber optic cable.
- Ceramic blades never need sharpening and have a long life.
- Handle is tough and durable.

CAT. NO.	UPC NO.	DESCRIPTION
45483	45483	Ceramic Kevlar Cutter

Kevlar is a registered trademark of E.I. DuPont, Inc.

Fiber Optic Carbide-Tipped Scribe



- Provides consistently good cleaves.
- 30° wedge tip is made of carbide to ensure long life.
- Made in the USA.

CAT. NO.	UPC NO.	DESCRIPTION
45593	45593	Fiber Optic Carbide-Tipped Scribe

Pocket Cable Stripper



- Specifically designed for stripping power and telecommunications cables from 3/16" to 1-1/8" in diameter (4.5 mm to 29 mm).
- Easy blade depth adjustment.
- 90° blade rotation allows longitudinal, circular and spiral slitting of insulation.

CAT. NO.	UPC NO.	DESCRIPTION
1900	45824	Pocket Cable Stripper
07915	07915	Cutting Blade

Pocket Cable Stripper



- Specifically designed for stripping power and telecommunications cables from 3/4" to 1-1/2" in diameter (19 mm to 40 mm).
- Strips solid conductor, stranded conductor and multiple conductor cables.
- Easy blade depth adjustment.
- Blade rotates for circular, longitudinal and spiral cuts.

CAT. NO.	UPC NO.	DESCRIPTION
1901	45823	Pocket Cable Stripper
07915	07915	R Cutting Blade

Fiber Optic Buffer Stripper



- Easily removes the buffer from both 250 and 900 micron cables.
- Preset at the factory – no adjustments required.
- Cushioned-grip ergonomic handles for comfortable use.
- Will not scratch or nick glass or fiber.
- 1.0 mm diameter stripping hole strips most fiber jackets.
- Made in the USA.

CAT. NO.	UPC NO.	DESCRIPTION
45589	45589	Fiber Optic Buffer Stripper

Pro-Plus Wire Stripper



- Strips the outer jacket off fiber optic cable.
- Extra-long, curved and cushioned handles add comfort and reduce hand fatigue.
- Lock tab protects cutting edges during storage.
- Made in the USA.

CAT. NO.	UPC NO.	DESCRIPTION
1955	06857	Pro-Plus Wire Stripper, 10-18 AWG

Kwik Cycle® 8" Crimp Tool for Fiber Optic Connectors



- Features a smaller handle spread with a comfortable, ergonomically designed handle.
- Ideal for the hard to handle smaller connectors, such as fiber optic connectors and open barrel contacts.
- Die sets are easily interchangeable with a screwdriver.
- Includes die set.

CAT. NO.	UPC NO.	DESCRIPTION
45637	45637	8" Fiber Optic Connector Crimp Tool

		DESCRIPTION	CAT. NO.	UPC NO.
CONNECTION	FEATURES		TOOL WITH DIE	
		0.151" (3.84 mm) hex cavity 0.178" (4.52 mm) hex cavity 0.213" (5.41 mm) hex cavity universal fiber optic die	45637	45637

Kwik Cycle® 9" Crimp Tool for Fiber Optic Connectors



- Used to manually crimp a wide variety of connectors and terminals to factory specifications.
- Frame features a precision full-cycle ratchet for accurate, repeatable crimps every cycle.
- Crimp release lever improves throughput by eliminating rejected terminations due to improper connector positioning.
- Frame features a tension adjustment preset at the factory for optimum performance.
- High-leverage force and ergonomically-designed handle provides comfortable use.
- Frame and dies are manufactured from heat-treated, hardened tool steel for superior function and long life.
- All die sets are easily interchangeable with a simple screwdriver.

CAT. NO.	UPC NO.	DESCRIPTION
45504	45504	Kwik Cycle 9" Crimp Frame
45572	45572	Fiber Optic Die Set

DESCRIPTION		CAT. NO.	UPC NO.
CONNECTION	FEATURES	DIE ONLY	
	<p>0-style crimp cavities with dimensions of 0.131" x 0.162" x 0.196" (3.33 mm x 4.11 mm x 4.98 mm) For AMP Optimate SMA-style fiber optic connectors</p>	45572	45572



45658 Fiber Optic Termination Kit
This complete kit contains our Kwik Cycle® 9" Crimp Frame and all of the tools and consumables necessary for epoxy and polish connector terminations. See page 281 for more details about our Fiber Optic Termination Kit.

Fiber Optic Co-Polymer Polishing Puck



- Used for standard ST, SC and FC connectors with 2.5 mm ferrules.

CAT. NO.	UPC NO.	DESCRIPTION
45598	45598	Fiber Optic Co-Polymer Polishing Puck


Fiber Optic Stainless Steel Polishing Puck



- Used for standard ST, SC and FC connectors with 2.5 mm ferrules.
- Made of stainless steel to last for years of termination.
- Precision hole prevents even the slightest misalignment.
- Grooves in the puck's surface eliminate "sticking" during wet polishes.

CAT. NO.	UPC NO.	DESCRIPTION
45599	45599	Fiber Optic Stainless Steel Polishing Puck

Fiber Optic Polishing Pad



- Resilient pad is perfect for PC (physical contact) pre-radiused ferrules.
- 3" x 8" (7.6 x 203.2 mm)
- 70 durometer.

CAT. NO.	UPC NO.	DESCRIPTION
45612	45612	Fiber Optic Polishing Pad

Fiber Optic Inspection Microscope





- High-powered microscope is used to check a connector's endface for excess epoxy, core or cladding chips or other irregularities that degrade optical performance of the connector.
- Laser safety filter protects eyesight.
- Rubber eyecup for comfortable use.
- Rugged aluminum housing.
- 200X magnification.
- Universal adapter works with ST, SC or FC connectors.
- Includes padded nylon carrying case.

CAT. NO.	UPC NO.	DESCRIPTION
45651	45651	Fiber Optic Inspection Microscope


Connector Cleaning Systems



- Special lint-free fabric-on-a-reel quickly cleans ferrule endfaces of dust, oil and other contaminants.
- Cleaning system is completely self-contained.
- No need for alcohol.
- A single cleaning reel can be used for over 400 ferrule cleanings.
- ReelCleaner™ can be used on all connector types including MTP and MT-RJ.

CAT. NO.	UPC NO.	DESCRIPTION
948	60692	ReelCleaner Connector Cleaning System
948/2	10792	 Reel Set, 2/Package
945/ESD/1	24053	 Reel Set, 1/Package

Adapter Cleaning Wands



- Specially-created, lint-free materials clean hard-to-reach fiber optic interfaces, bulkhead adapters and ferrule alignment sleeves.

CAT. NO.	UPC NO.	DESCRIPTION
946	60571	2.5 mm Cleaning Wands, 10/Package
946K	60689	2.5 mm Cleaning Wands, 200/Box
947	60690	1.25 mm Cleaning Wands, 10/Package
947K	60691	1.25 mm Cleaning Wands, 200/Box

Fiber Optic Consumables Kit



- Contains the most commonly used consumables for epoxy and polish fiber optic terminations.

CAT. NO.	UPC NO.	DESCRIPTION
45656	45656	Fiber Optic Consumables Kit

Fiber Optic Hand Tools Kit



- Contains the most commonly used fiber optic termination tools in a durable Cordura® Plus zipper case.

CAT. NO.	UPC NO.	DESCRIPTION
45655	45655	Fiber Optic Hand Tools Kit

Kit contents may be purchased separately:

45586	45586	Fiber Optic Kevlar® Shears
1955	06857	Pro-Plus Wire Stripper, 10-18 AWG
45589	45589	Fiber Optic Buffer Stripper
45593	45593	Carbide-tipped Scribe
45637	45637	Kwik Cycle® 8" Crimp Frame with 0.151", 0.178", 0.213" Hex Cavities
45651	45651	Fiber Optic Inspection Microscope
45599	45599	Stainless Steel Polishing Puck
45612	45612	Resilient Polishing Pad, 3" x 8" (7.6 x 203.2 mm)
45644	45644	Zipper Case

Fiber Optic Termination Kit



- Contains all of the tools and consumable materials necessary for epoxy and polish connector terminations.
- Durable Cordura® Plus carrying case protects and organizes tools and includes see-through pouches for storing connectors.
- Outside pockets provide convenient storage of instruction manuals or worksite documents.

CAT. NO.	UPC NO.	DESCRIPTION
45658	45658	Fiber Optic Termination Kit

Kit contents may be purchased separately:

45586	45586	Fiber Optic Kevlar® Shears
1955	06857	Pro-Plus Wire Stripper, 10-18 AWG
45589	45589	Fiber Optic Buffer Stripper
45593	45593	Carbide-Tipped Scribe
45637	45637	Kwik Cycle® 8" Crimp Frame with 0.151", 0.178", 0.213" Hex Cavities
45651	45651	Fiber Optic Inspection Microscope
45599	45599	Stainless Steel Polishing Puck
45612	45612	Resilient Polishing Pad, 3" x 8" (7.6 x 203.2 mm)
45639	45639	Carrying Case

Kit includes the following consumable items which are not sold separately:

50 Sheets Polishing Paper, 0.3 micron	100 Lint-free Wipes
50 Sheets Polishing Paper, 1 micron	10 Alcohol Wipes
50 Sheets Polishing Paper, 5 micron	1 Alcohol Bottle
10 ml (0.34 oz.) Opticure Adhesive	1 Water Bottle
26 ml (0.9 oz.) Opticure Primer	1 Fiber Debris Disposal Container
1 Pair Safety Glasses	10 Syringes
1 Plastic Utility Box	10 Needle Tips
1 Felt-tipped Marker	

Fiber Optic Cut and Strip Kit



- Includes three basic tools for cutting and stripping optical fiber cables in a durable Cordura® Plus zipper case.

CAT. NO.	UPC NO.	DESCRIPTION
45657	45657	Fiber Optic Cut and Strip Kit

Kit contents may be purchased separately:

45586	45586	Fiber Optic Kevlar® Shears
1955	06857	Pro-Plus Wire Stripper, 10-18 AWG
45589	45589	Fiber Optic Buffer Stripper

525-90 PON Optical Loss Test Set



- 1310/1490/1550nm.
- Automated Insertion/Return Loss measurements.
- One button AUTOTEST.
- Stores 1000 measurement results.
- Cable acceptance software for report generation and fiber optic cable management.
- Optical power meter.
- Optical return loss meter.
- Rechargeable batteries.
- Rugged package for outside plant environment.

CAT. NO.	UPC NO.	DESCRIPTION
525-90	20945	PON Optical Loss Test Set (1310/1490/1550nm)

SPECIFICATIONS

AUTOTEST INSERTION LOSS

Test Port	40dB
Measurement Range	
Calibrated Wavelengths	1310, 1490, 1550nm

RETURN LOSS

Measurement Range	10 to 45dB
Accuracy	.5dB

GENERAL SPECIFICATIONS

Display Type	Graphics Liquid Crystal with Backlight
Fiber Type	Singlemode 9/125 um
Standard Connector Type	FC, SC, ST other connector options available
Laser Classification	Class 1 CFR 1040
Operating Temperature	0° C to +50° C
Storage Temperature	-20° C to +60° C
Relative Humidity	0 to 95% RH non-condensing
Size	7.6 x 4.3 x 2.3 in. (19.3 x 10.9 x 5.8 cm)
Weight	2.2 lbs. (1.0 kg)
Power	Internal rechargeable NiMH
Battery Life	> 8 hours

SPECIFICATIONS

POWER METER

Detector Type	InGaAs
Display Range	+10dBm to -70 dBm
Calibrated Wavelengths	850, 980, 1300, 1310, 1490, 1550, 1625
Absolute Accuracy	<±0.25 dB
Resolution	0.01 dB
Measurement Units	dBm, dB

SOURCE

Center Wavelength	1310nm ±30nm	1490nm ±30nm	1550nm ±30nm
Spectral Width	<5	<5	<5
Output Power	>-10dBm	>-10dBm	>-10dBm
Output Stability	<±0.15dB/8 hrs	<±0.15dB/8 hrs	<±0.15dB/8 hrs
Connector Type	UCI-APC polish adapter 9-125 SM SOC Adapter		

525-60 Smart Optical Loss Test Set



- Automated bi-directional testing.
- Optical return loss measurements.
- Dual wavelength insertion loss measurements.
- Multi-mode and Single-mode models feature user settable PASS/FAIL thresholds.
- Communications between units via messaging.
- Wide dynamic range optical power meter.
- Test record storage and data management software.
- Rugged outside plant instrument package.
- Universal connector interface.

CAT. NO.	UPC NO.	DESCRIPTION
525-60-PCX	20942	1310/1550nm Smart Optical Loss Test Set - PC Connectors
525-60-APC	20943	1310/1550nm Smart Optical Loss Test Set - APC Connectors
525-60RL-APC	20944	1310/1550nm Smart Optical Loss Test Set - APC Connectors

SPECIFICATIONS

	525-60-PCX		525-60-APC		525-60RL-APC	
Instrument Type	Singlemode Smart Loss Test Set		Singlemode Smart Loss Test Set		Singlemode Smart Loss Test Set	
Interface Connector	PC Connector Interface		APC Connector Interface		APC Connector Interface	
AUTOTEST measurements	AUTOTEST performs Insertion Loss Test and Manual Return Loss		AUTOTEST performs Insertion Loss Test and Manual Return Loss		AUTOTEST performs Insertion and Return Loss in one Test	
POWER METER SPECIFICATIONS						
Detector Type	InGaAs		InGaAs		InGaAs	
Display Range	+10dBm to -70dBm		+10dBm to -70dBm		+10dBm to -70dBm	
Calibrated Wavelengths	850, 980, 1300, 1310, 1550, 1480, 1625		850, 980, 1300, 1310, 1550, 1480, 1625		850, 980, 1300, 1310, 1550, 1480, 1625	
Absolute Accuracy	±0.25dB		±0.25dB		±0.25dB	
Resolution	0.01dB		0.01dB		0.01dB	
Measurement Units	dBm, dB, W		dBm, dB, W		dBm, dB, W	
Connector Type	UCI-UPC flat polish adapter 9/125SM		UCI-APC polish adapter 9/125 SM		UCI-APC polish adapter 9/125 SM	
SOURCE SPECIFICATIONS						
Center Wavelength	1310nm ±30nm	1550nm ±30nm	1310nm ±30nm	1550nm ±30nm	1310nm ±30nm	1550nm ±30nm
Spectral Width	<5	<5	<5	<5	<5	<5
Output Power	>-10 dBm	>-10 dBm	>-10 dBm	>-10 dBm	>-10 dBm	>-10 dBm
Output Stability	±0.15dB/8 hours	±0.15dB/8 hours	±0.15dB/8 hours	±0.15dB/8 hours	±0.15dB/8 hours	±0.15dB/8 hours
AUTOTEST INSERTION LOSS SPECIFICATIONS						
Test Port Measurement Range	40dB		40dB		40dB	
Calibrated Wavelengths	1310, 1550nm		1310, 1550nm		1310, 1550nm	
RETURN LOSS SPECIFICATIONS						
Measurement Range	10 to 45dB		10 to 65dB		10 to 65dB	
Accuracy	.5dB		.5dB		.5dB	
GENERAL DESCRIPTIONS						
Display Type	Graphics Liquid Crystal with Backlight		Graphics Liquid Crystal with Backlight		Graphics Liquid Crystal with Backlight	
Fiber Type	Singlemode 9/125 um		Singlemode 9/125 um		Singlemode 9/125 um	
Standard Connector Type	FC, SC, ST other connector options available		FC, SC, ST other connector options available		FC, SC, ST other connector options available	
Laser Classification	Class 1 CFR 1040		Class 1 CFR 1040		Class 1 CFR 1040	
Operating Temperature	0°C to +50°C		0°C to +50°C		0°C to +50°C	
Storage Temperature	-20°C to +60°C		-20°C to +60°C		-20°C to +60°C	
Relative Humidity	0 to 95% RH non-condensing		0 to 95% RH non-condensing		0 to 95% RH non-condensing	
Size	19.3 x 10.9 x 5.8 cm (7.6 x 4.3 x 2.3 in)		19.3 x 10.9 x 5.8 cm (7.6 x 4.3 x 2.3 in)		19.3 x 10.9 x 5.8 cm (7.6 x 4.3 x 2.3 in)	
Weight	1.0kg (2.2 lbs)		1.0kg (2.2 lbs)		1.0kg (2.2 lbs)	
Power	Internal rechargeable NiMH		Internal rechargeable NiMH		Internal rechargeable NiMH	
Battery Life	>8 hours		>8 hours		>8 hours	

525-30 Smart Optical Loss Test Set



- Automated bi-directional testing.
- Optical return loss measurements.
- Dual wavelength insertion loss measurements.
- Multi-mode and Single-mode models feature user settable PASS/FAIL thresholds.
- Communications between units via messaging.
- Wide dynamic range optical power meter.
- Test record storage and data management software.
- Rugged outside plant instrument package.
- Universal connector interface.

CAT. NO.	UPC NO.	DESCRIPTION
525-30-PCX	49981	850/1300nm Smart Optical Loss Test Set - PC Connectors

SPECIFICATIONS

POWER METER

Dector Type	InGaAs
Display Range	+10dBm to -70dBm
Calibrated Wavelengths	850, 980, 1300, 1310, 1550, 1480, 1625
Absolute Accuracy	<±0.25 dB
Resolution	0.01 dB
Measurement Units	dBm, dB, W

SOURCE

Center Wavelength	850nm ±30nm	1300nm ±30nm
Spectral Width	<170	<170
Output Power	>-21dBm	>-21dBm
Output Stability	<±0.10dB/8 hrs	<±0.10dB/8 hrs
HOMP		0.03dB to 0.80dB
Connector Type	UCI-APC flat polish adapter 62.5/125 SM	

AUTOTEST INSERTION LOSS

Test Port	
Measurement Range	25dB
Calibrated Wavelengths	850, 1300nm

GENERAL SPECIFICATIONS

Display Type	Graphics Liquid Crystal with Backlight
Fiber Type	Multimode 62.5/125 um
Standard Connector Type	FC, SC, ST or other connector options available
Operating Temperature	0° C to +50° C
Storage Temperature	-20° C to +60° C
Relative Humidity	0 to 95% RH non-condensing
Size	7.6 x 4.3 x 2.3 in. (19.3 x 10.9 x 5.8 cm)
Weight	2.2 lbs. (1.0 kg)
Power	Internal rechargeable NiMH
Battery Life	> 8 hours

Fiber Optic Power Meter



- Easy to use - three buttons control all functions.
- Loss measurements in (dB); power measurements in (dBm).
- 0.01dB measurement resolution.
- Multi-wavelength storage - store and recall reference power levels for faster, more efficient measurements.
- Snap-On connector interface adapts to FC, SC and ST connectors.
- Long battery life.
- User selectable auto shut-off.
- Rugged and splash-proof.
- Economically priced.

CAT. NO.	UPC NO.	DESCRIPTION
560XL	84485	Fiber Optic Power Meter

SPECIFICATIONS

OPTICAL

Calibration Wavelengths	850nm, 1300nm, 1310nm and 1550nm
Power Range	+3 dBm to -60 dBm
Accuracy	± 0.25dB
Linearity	
+3dBm to -3dBm	±0.5dB
-3dBm to -50dBm	±0.05dB
-50dBm to -60dBm	±0.5dB
Resolution	0.01dB
Power Requirements	Two AA size 1.5V batteries (approx. 100 hours continuous operation)
Connector interface	FC, SC or ST SOC Adapter

SPECIFICATIONS

ENVIRONMENTAL

Operating temperature	-15° C to +55° C
Storage temperature	-35° C to +70° C
Humidity	0 to 95% non-condensing
Dimensions	7.2 x 14.2 x 3.5 cm (2.8 x 5.6 x 1.4 in.)
Weight	241g (8.5 oz.)
CE	EN61010; EN50081-1: 1992; EN55011, Group 1, Class A EN50082-1: 1992 IEC 801-2, -3, -4

850/1300nm LED Source



- 850/1300nm wavelengths.
- Stable calibrated output.
- Easy to use.
- Continuous wave and modulated output.
- Fixed connector interface FC, SC or ST.
- Long battery life - approx. 80 hours.
- User selectable auto shut-off.
- Rugged and splash-proof.
- Economically priced.

CAT. NO.	UPC NO.	DESCRIPTION
570XL-FC	84486	850/1300nm LED source w/FC interface
570XL-SC	84487	850/1300nm LED source w/SC interface
570XL-ST	84488	850/1300nm LED source w/ST interface

SPECIFICATIONS

OPTICAL

Center Wavelengths	850nm	1300nm
Range (typical)	840nm to 880nm	1270nm to 1345nm
Max. spectral width	55nm	150nm
Stability (1 hour)	±0.05dB	±0.05dB
Typical power output		
100/140um	-13dBm	-20dBm
62.5/125um	-13dBm	-20dBm
50/125um	-14dBm	-21dBm
Modulation frequency	270 kHz, 1 kHz and 2 kHz	270 kHz, 1 kHz and 2 kHz
Power Requirements	Two AA size 1.5V batteries	Two AA size 1.5V batteries
<i>(approx. 80 hours continuous operation)</i>		
Connector interface	FC, SC or ST	FC, SC or ST

SPECIFICATIONS

ENVIRONMENTAL

Operating temp.	-15° C to +55° C
Storage temp.	-35° C to +70° C
Humidity	0 to 95% non-condensing
Dimensions	7.2 x 14.2 x 3.5 cm (2.8 x 5.6 x 1.4 in.)
Weight	241g (8.5 oz.)
CE	EN61010; EN50081-1: 1992; EN55011, Group 1, Class A EN50082-1: 1992 IEC 801-2, -3, -4

1310/1550nm Laser Source



- 1310/1550nm wavelengths.
- Stable calibrated output.
- Easy to use.
- Continuous wave and modulated output.
- Fixed connect interface FC, SC or ST.
- Long battery life - approx. 80 hours.
- User selectable auto shut-off.
- Rugged and splash-proof.
- Economically priced.

CAT. NO.	UPC NO.	DESCRIPTION
580XL-FC	84489	1310/1550nm Laser source w/FC interface
580XL-SC	84490	1310/1550nm Laser source w/SC interface
580XL-ST	84491	1310/1550nm Laser source w/ST interface

SPECIFICATIONS

OPTICAL

Center Wavelengths	1310nm	1550nm
Range (typical)	1280nm to 1340nm	1520nm to 1580nm
Max. spectral width	<5nm	<5nm
Stability (1 hour)	±0.05dB	±0.05dB
Typical power output (9/125)		
Minimum	-8dBm	-8dBm
Typical	-7dBm	-7dBm
Modulation frequency	270 kHz, 1 kHz and 2 kHz	270 kHz, 1 kHz and 2 kHz
Power Requirements	Two AA size 1.5V batteries	Two AA size 1.5V batteries
<i>(approx. 80 hours continuous operation)</i>		
Connector interface	FC, SC or ST	FC, SC or ST

SPECIFICATIONS

ENVIRONMENTAL

Operating temp.	-15° C to +55° C
Storage temp.	-35° C to +70° C
Humidity	0 to 95% non-condensing
Dimensions	7.2 x 14.2 x 3.5 cm (2.8 x 5.6 x 1.4 in.)
Weight	241g (8.5 oz.)
CE	EN61010; EN50081-1: 1992; EN55011, Group 1, Class A EN50082-1: 1992 IEC 801-2, -3, -4
CDRH Laser Class	Class 1

Visual Fault Finder



SPECIFICATIONS

ENVIRONMENTAL

Operating temp.	-10° C to +50° C
Storage temp.	-40° C to +60° C
Humidity	0 to 95% non-condensing
Dimensions	Length: 22 cm (9.0 in.); Diameter: 2.54 cm (1 in.)
Weight	200g (7 oz.)
CDRH Laser Class:	Class IIIa
CE	IEC 60-1-2 portion of the EN50082-1 ESD immunity requirement EN50082-1: 1992 IEC 801-2, -3, -4

- Continuous wave output mode for steady fault location.
- Find breaks to 3km.
- Blinking output mode increases viewing contrast.
- Easy to use quick interface fits all 2.5mm connector interfaces (FC, SC, ST).
- 1.0mW output power.
- Ergonomic rotary switch permits easy one-handed operation.
- Rugged, compact and splash-proof aluminum design.
- Two AA batteries provide 48 hours continuous operation.
- Nylon belt holster included.

CAT. NO.	UPC NO.	DESCRIPTION
----------	---------	-------------

170XL	84501	Visual Fault Finder
-------	-------	---------------------

SPECIFICATIONS

OPTICAL

Light source type	635nm red laser diode
Center wavelength	
Nominal	635nm
Range (typical)	630nm to 640nm
Spectral width (FWHM)	<2nm
Typical output power	
Max. into SMF-28 fiber	1.0mW (0dBm)
Min. CW output mode	316uW (-5 dBm)
Blink frequency in MOD mode	<3hz approximate)
Power Requirements	Two AA size 1.5V batteries (Battery life Approx. 48 hours continuous operation)
Connector interface	Standard "Quick Connect" universal 2.5 mm receptacle

Multimode Fiber Optic Test Set



- Insertion loss test set for multimode fiber.
- 850/1300nm loss measurements.
- Connector for FC, SC or ST.
- Rugged package design.
- Easy to use portable package.
- Economically priced.

CAT. NO.	UPC NO.	DESCRIPTION
----------	---------	-------------

5670-FC	84492	Multimode Fiber Optic Test Set w/FC interface
5670-SC	84493	Multimode Fiber Optic Test Set w/SC interface
5670-ST	84494	Multimode Fiber Optic Test Set w/ST interface

KIT SPECIFICATIONS

5670-FC INCLUDES:

- 560XL Optical Power Meter
- 570XL-FC 850/1300nm LED Source w/FC Connector
- T1020 FC/PC SOC Adapter
- 914B Carrying Case

5670-SC INCLUDES:

- 560XL Optical Power Meter
- 570XL-SC 850/1300nm LED Source w/SC Connector
- 1062 SC/PC SOC Adapter
- 914B Carrying Case

5670-ST INCLUDES:

- 560XL Optical Power Meter
- 570XL-ST 850/1300nm LED Source w/ST Connector
- T1030 ST/PC SOC Adapter
- 914B Carrying Case

Singlemode Fiber Optic Test Set



- Insertion loss test set for singlemode fiber.
- 1310/1550nm loss measurements.
- Connector for FC, SC or ST.
- Rugged package design.
- Easy to use portable package.
- Economically priced.

CAT. NO.	UPC NO.	DESCRIPTION
5680-FC	84495	Singlemode Fiber Optic Test Set w/FC interface
5680-SC	84496	Singlemode Fiber Optic Test Set w/SC interface
5680-ST	84497	Singlemode Fiber Optic Test Set w/ST interface

KIT SPECIFICATIONS

5680-FC INCLUDES:

- 560XL Optical Power Meter
- 580XL-FC 1310/1550nm Laser Source w/FC Connector
- T1020 FC/PC SOC Adapter
- 914B Carrying Case

5680-SC INCLUDES:

- 560XL Optical Power Meter
- 580XL-SC 1310/1550nm Laser Source w/SC Connector
- 1062 SC/PC SOC Adapter
- 914B Carrying Case

5680-ST INCLUDES:

- 560XL Optical Power Meter
- 580XL-ST 1310/1550nm Laser Source w/ST Connector
- T1030 ST/PC SOC Adapter
- 914B Carrying Case

Multimode and Singlemode Fiber Optic Test Set



- Insertion loss test set for multimode and singlemode fiber.
- 850/1300nm Loss measurements.
- 1310/1550nm Loss measurements.
- Connector for FC, SC or ST.
- Rugged package design.
- Easy to use portable package.
- Economically priced.

CAT. NO.	UPC NO.	DESCRIPTION
5890-FC	84498	Multimode and Singlemode Fiber Optic Test Set w/FC interface
5890-SC	84499	Multimode and Singlemode Fiber Optic Test Set w/SC interface
5890-ST	84500	Multimode and Singlemode Fiber Optic Test Set w/ST interface

KIT SPECIFICATIONS

5890-FC INCLUDES:

- 560XL Optical Power Meter
- 570XL-FC 850/1300nm LED Source w/FC Connector
- 580XL-FC 1310/1550nm Laser Source w/FC Connector
- T1020 FC/PC SOC Adapter
- 915B Carrying Case

5890-SC INCLUDES:

- 560XL Optical Power Meter
- 570XL-SC 850/1300nm LED Source w/SC Connector
- 580XL-SC 1310/1550nm Laser Source w/SC Connector
- 1062 SC/PC SOC Adapter
- 915B Carrying Case

5890-ST INCLUDES:

- 560XL Optical Power Meter
- 570XL-ST 850/1300nm LED Source w/ST Connector
- 580XL-ST 1310/1550nm Laser Source w/ST Connector
- T1030 ST/PC SOC Adapter
- 915B Carrying Case

920XC Handheld Singlemode OTDR

NEW



- Economical
- Compact handheld design
- Easy to use
- Fast automated testing
- Up to 35db dynamic range
- Large backlight LCD display
- Measure length and defects of coiled fiber
- Fiber analysis software for data management and report generation
- RS-232/USB interface
- NiMH batteries for 5 hours continuous use

CAT. NO.	UPC NO. DESCRIPTION				
MODEL	POLISH	POWER	CONN	SUPPLY TYPE	
920XC-20C	UPC	NA	FC	89872	Singlemode 13101550nm
920XC-20C	UPC	EU	FC	89873	Singlemode 13101550nm
920XC-20C	UPC	JA	FC	89874	Singlemode 13101550nm
920XC-20C	UPC	UK	FC	89875	Singlemode 13101550nm
920XC-20C	UPC	AU	FC	89876	Singlemode 13101550nm
920XC-20C	UPC	NA	FC	89877	Singlemode 13101550nm
920XC-20C	UPC	EU	ST	89878	Singlemode 13101550nm
920XC-20C	UPC	JA	ST	89879	Singlemode 13101550nm
920XC-20C	UPC	UK	ST	89880	Singlemode 13101550nm
920XC-20C	UPC	AU	ST	89881	Singlemode 13101550nm
920XC-20C	UPC	NA	SC	89882	Singlemode 13101550nm
920XC-20C	UPC	EU	SC	89883	Singlemode 13101550nm
920XC-20C	UPC	JA	SC	89884	Singlemode 13101550nm
920XC-20C	UPC	UK	SC	89885	Singlemode 13101550nm
920XC-20C	UPC	AU	SC	89886	Singlemode 13101550nm
920XC-20C	APC	NA	FC	89887	Singlemode 13101550nm
920XC-20C	APC	EU	FC	89888	Singlemode 13101550nm
920XC-20C	APC	JA	FC	89889	Singlemode 13101550nm
920XC-20C	APC	UK	FC	89890	Singlemode 13101550nm
920XC-20C	APC	AU	FC	89891	Singlemode 13101550nm
920XC-20C	APC	NA	SC	89892	Singlemode 13101550nm
920XC-20C	APC	EU	SC	89893	Singlemode 13101550nm
920XC-20C	APC	JA	SC	89894	Singlemode 13101550nm
920XC-20C	APC	UK	SC	89895	Singlemode 13101550nm
920XC-20C	APC	AU	SC	89896	Singlemode 13101550nm

CAT. NO.	UPC NO. DESCRIPTION				
MODEL	POLISH	POWER	CONN	SUPPLY TYPE	
920XC-13A	UPC	NA	FC	89822	Singlemode 1310nm
920XC-13A	UPC	EU	FC	89823	Singlemode 1310nm
920XC-13A	UPC	JA	FC	89824	Singlemode 1310nm
920XC-13A	UPC	UK	FC	89825	Singlemode 1310nm
920XC-13A	UPC	AU	FC	89826	Singlemode 1310nm
920XC-13A	UPC	NA	ST	89827	Singlemode 1310nm
920XC-13A	UPC	EU	ST	89828	Singlemode 1310nm
920XC-13A	UPC	JA	ST	89829	Singlemode 1310nm
920XC-13A	UPC	UK	ST	89830	Singlemode 1310nm
920XC-13A	UPC	AU	ST	89831	Singlemode 1310nm
920XC-13A	UPC	NA	SC	89832	Singlemode 1310nm
920XC-13A	UPC	EU	SC	89833	Singlemode 1310nm
920XC-13A	UPC	JA	SC	89834	Singlemode 1310nm
920XC-13A	UPC	UK	SC	89835	Singlemode 1310nm
920XC-13A	UPC	AU	SC	89836	Singlemode 1310nm
920XC-13A	APC	NA	FC	89837	Singlemode 1310nm
920XC-13A	APC	EU	FC	89838	Singlemode 1310nm
920XC-13A	APC	JA	FC	89839	Singlemode 1310nm
920XC-13A	APC	UK	FC	89840	Singlemode 1310nm
920XC-13A	APC	AU	FC	89841	Singlemode 1310nm
920XC-13A	APC	NA	SC	89842	Singlemode 1310nm
920XC-13A	APC	EU	SC	89843	Singlemode 1310nm
920XC-13A	APC	JA	SC	89844	Singlemode 1310nm
920XC-13A	APC	UK	SC	89845	Singlemode 1310nm
920XC-13A	APC	AU	SC	89846	Singlemode 1310nm
920XC-15A	UPC	NA	FC	89847	Singlemode 1550nm
920XC-15A	UPC	EU	FC	89848	Singlemode 1550nm
920XC-15A	UPC	JA	FC	89849	Singlemode 1550nm
920XC-15A	UPC	UK	FC	89850	Singlemode 1550nm
920XC-15A	UPC	AU	FC	89851	Singlemode 1550nm
920XC-15A	UPC	NA	ST	89852	Singlemode 1550nm
920XC-15A	UPC	EU	ST	89853	Singlemode 1550nm
920XC-15A	UPC	JA	ST	89854	Singlemode 1550nm
920XC-15A	UPC	UK	ST	89855	Singlemode 1550nm
920XC-15A	UPC	AU	ST	89856	Singlemode 1550nm
920XC-15A	UPC	NA	SC	89857	Singlemode 1550nm
920XC-15A	UPC	EU	SC	89858	Singlemode 1550nm
920XC-15A	UPC	JA	SC	89859	Singlemode 1550nm
920XC-15A	UPC	UK	SC	89860	Singlemode 1550nm
920XC-15A	UPC	AU	SC	89861	Singlemode 1550nm
920XC-15A	APC	NA	FC	89862	Singlemode 1550nm
920XC-15A	APC	EU	FC	89863	Singlemode 1550nm
920XC-15A	APC	JA	FC	89864	Singlemode 1550nm
920XC-15A	APC	UK	FC	89865	Singlemode 1550nm
920XC-15A	APC	AU	FC	89866	Singlemode 1550nm
920XC-15A	APC	NA	SC	89867	Singlemode 1550nm
920XC-15A	APC	EU	SC	89868	Singlemode 1550nm
920XC-15A	APC	JA	SC	89869	Singlemode 1550nm
920XC-15A	APC	UK	SC	89870	Singlemode 1550nm
920XC-15A	APC	AU	SC	89871	Singlemode 1550nm

When ordering, combine Model - Polish - Power Supply - Connector Type (ie. 920xc-13A-UPC-NAFC)
NA - North American EU - Europe JA - Japanese UK - United Kingdom AU - Australia

R = REPLACEMENT PART **A** = ACCESSORY

920XC Handheld Singlemode OTDR (cont.)

SPECIFICATIONS

OPTICAL

	920XC-13A	920XC-15A	920XC-20C	
Fiber Type	9/125 SM	9/125 SM	9/125 SM	
Wavelength (\pm 20nm)	1310	1550	1310	1550
Dynamic Range (dB)	27	27	35	35
Event deadzone (m)	3.5	3.5	2.5	2.5
Attenuation Deadzone (m)	20	20	14	14
Emitter Type	Laser			
Pulsewidth (ns)	12ns, 25ns, 100ns, 275ns, 1us, 2.5us		5ns, 10ns, 30ns, 100ns, 300ns, 1us, 2.5us, 10us, 20us	
Selectable Ranges (km)	1.3, 2.5, 5, 10, 20, 40, 80, 120		0.3, 1.3, 2.5, 5, 10, 20, 40, 80, 120, 160, 240	
Average Time	15s/30s/1 min/2 min/3 min			
Distance measurement accuracy	$\pm(1m + 5 \times 10^5 \times \text{distance} + \text{sampling space})$			
Linearity	<0.03 dB/dB			
Connector Type	PC or APC (interchangeable FC, SC, ST)			

VISUAL FAULT LOCATOR (920XC-20C ONLY)

Wavelength	n/a	650 nm
Peak power output	n/a	3 mw
Connector interface	n/a	(interchangeable FC, SC, ST)

FIBER ANALYSIS SOFTWARE


Reflection detect accuracy	± 4 dB
Attenuation detect accuracy	± 0.05 dB/dB
Measurement data storage	300 test curves
Data transmission	RS-232/USB port

GENERAL


Power Supply	NiMH chargeable battery/AC adapter
Battery Life	Support over 5 hours operating on one charge or over 20 hours standby
Operating Temperature	-10° to 50° C
Storage Temperature	-20° to 60° C
Relative Humidity	0 to 95% (non-condensing)
Weight	1.9 lbs. (0.87 kg)
Dimensions	7.7" H x 3.9" W x 2.4" L (196mm x 100mm x 64mm)

Optical Loss Test Sets


MODEL NO.	523B-13/15	105202K	6052B2K	60556MT	253B+557B
PACKAGE	Handheld	Palm-sized	Palm-sized	Palm-sized	Palm-sized
SOURCE TYPE	Laser	Laser	LED	LED	LED
CALIBRATION WAVELENGTHS (nm)	1310/1550	1310/1550	850/1300	850/1300	650
MEASUREMENT RANGE	+3 to -75dBm	+3 to -60dBm	+3 to -60dBm	+3 to -60dBm	+3 to -60dBm
MEASUREMENT UNITS	dB, dBm, W	dB, dBm	dB, dBm	dB, dBm	dB, dBm
Storage Capability	✓				
Single-mode	✓	✓			
Multimode (glass)			✓	✓	
Multimode (POF)					✓
Talk Function					




523B-13/15




105202K



6052B2K



60556MT



253B + 557B

Advanced Single-Mode Optical Loss Test Set



- Incorporates a stable dual 1310nm/1550nm laser source and optical power meter in a convenient self-contained package to perform insertion loss and link loss testing.
- Large, backlit LCD makes it easy to view power levels and calibration wavelengths.
- Operation is simple due to the user-friendly keypad and intuitive controls.
- Remote operation permits the automation of tedious or repetitive measurements.
- Rubber boot protects against dropping.
- Rugged and splashproof.
- Indium-gallium-arsenide (InGaAs) photodetector.
- 1310/1550nm dual laser source.
- +3dBm to -75dBm measurement range.
- PASS/FAIL testing with audible signal.
- Manual or timer-driven data logging for periods from one second to one hour.
- Data storage for 1,000 measurements.
- RS232 interface for instrument configuration and data transfer to a PC-compatible workstation or serial printer.
- Powered by a rechargeable nickel-metal hydride (NiMH) battery pack, four alkaline batteries or AC adapter.
- Built-in NiMH battery charger with external power supply.

CAT. NO.	UPC NO.	DESCRIPTION
523B-13/15	60550	Advanced Single-Mode Optical Loss Test Set

Requires one SOC and one UCI connector adapter (See pages 306 and 308). Source output is directly compatible with PC connectors. For APC use hybrid cable approach (See page 310).

fiberTOOLS® Single-Mode Optical Loss Test Sets



- These conveniently packaged test sets are used to test, troubleshoot and maintain Telco, CATV, LAN and other single-mode network applications. The Basic Set can be used to measure output power and certify end-to-end attenuation on deployed fiber spans.
- Easy to use, all-in-one prepackaged kit.
- Dual wavelength 1310/1550nm source covers all requirements.
- Source has stable, calibrated output.
- Rugged, splashproof instruments.
- Water- and air-tight hard carrying case.
- Meets the link certification requirements of TIA-568B and ISO/IEC-11801.
- 0.01dB measurement resolution.
- Two AA batteries provide power for over 100 hours in the optical power meters, over 50 hours in the LED sources and over 48 hours in the visual fault finder.

Basic Sets Include:

- 555B Optical Power Meter plus adapter.
- 262A Dual Wavelength 1310/1550nm Laser Source plus adapters.
- Hard carrying case (900B).

Deluxe Sets Include:

- Basic Set contents.
- Visual fault finder T160.
- Connector cleaner.
- Cleaning wands.

CAT. NO.	UPC NO.	DESCRIPTION
Basic Single-Mode Test Sets		
10520E2	60611	Basic SM Test Set E2000-PC
105202K	60608	Basic SM Test Set, FC-PC
105203K	60609	Basic SM Test Set, ST-PC
105206K	60610	Basic SM Test Set, SC-PC
1052011	60607	Basic SM Test Set, DIN
Deluxe Single-Mode Test Sets		
11520E2	60618	Deluxe SM Test Set E2000-PC
115202K	60615	Deluxe SM Test Set, FC-PC
115203K	60616	Deluxe SM Test Set, ST-PC
115206K	60617	Deluxe SM Test Set, SC-PC
115201U	60614	Deluxe SM Test Set, DIN
90ACK	60686	AC/Main Power Converter 120V (one required per handheld unit)



To accommodate other connector types, see our SOC/UCI adapters on pages 301 and 303 and reference cables on page 306.

Voice • Data • Video

USA Tel: 800.435.0786
Fax: 800.451.2632

Canada Tel: 800.435.0786
Fax: 800.524.2853

International Tel: +1.815.397.7070
Fax: +1.815.397.9247

fiberTOOLS® Multimode Optical Loss Test Sets



- These conveniently packaged test sets are used to test, troubleshoot and maintain LAN and other network applications.
- Easy to use, all-in-one prepackaged kit.
- Dual wavelength 850/1300nm LED source(s) covers all requirements.
- Rugged, splashproof instruments.
- Water- and air-tight hard carrying case.
- Meet the link certification requirements of TIA-568B and ISO/IEC-11801.
- 0.01dB measurement resolution.
- Two AA batteries provide power for over 100 hours in the optical power meters, over 24 hours in the LED sources and over 48 hours in the visual fault finder.

Basic Sets Include:

- 555B Optical Power Meter plus adapter.
- 252B Dual Wavelength 850/1300nm LED Source plus 2x adapters.
- Hard carrying case (900B).

Deluxe Sets Include:

- Basic Set contents.
- Visual fault finder T160L.
- Connector cleaner.
- Cleaning wands.

CAT. NO.	UPC NO.	DESCRIPTION	CAT. NO.	UPC NO.	DESCRIPTION
MM 50/125		BASIC MULTIMODE TEST SETS	MM 50/125		DELUXE MULTIMODE TEST SETS
5052BE2	60627	Basic MM Test Set, E2000-PC	5152BE2	60635	Deluxe MM Test Set E2000-PC
5052B2K	60624	Basic MM Test Set, FC-PC	5152B2K	60632	Deluxe MM Test Set, FC-PC
5052B3K	60625	Basic MM Test Set, ST-PC	5152B3K	60633	Deluxe MM Test Set, ST-PC
5052B6K	60626	Basic MM Test Set, SC-PC	5152B6K	60634	Deluxe MM Test Set, SC-PC
5052BIU	60623	Basic MM Test Set, DIN	5152BIU	60631	Deluxe MM Test Set DIN
90ACK	60686	AC/Main Power Converter 120V (one required per handheld unit)	90ACK	60686	AC/Main Power Converter 120V (one required per handheld unit)

fiberTOOLS® MT-RJ Optical Loss Test Sets



- Our MT-RJ Test Sets provide all the equipment required to test, troubleshoot and certify multimode optical links.
- Easy to use, all-in-one prepackaged kit.
- Both 850 and 1300nm LED sources available.
- Rugged, splashproof instruments.
- Conveniently packaged in a water- and air-tight hard case.
- Meets the link certification requirements of TIA-568B and ISO/IEC-11801.
- 0.01dB measurement resolution.
- Two AA batteries provide power for over 100 hours in the optical power meters, over 24 hours in the LED sources and over 48 hours in the visual fault finder.

Basic Single Wavelength Test Sets Include:

- 556MT Optical Power Meter plus MT-RJ adapter.
- 255MT (1300nm) or 257MT (850nm) LED Source.
- Hard carrying case (900B).

Dual Wavelength Deluxe Test Sets Include:

- 556MT Optical Power Meter plus MT-RJ adapter.
- 255MT 1300nm MT-RJ LED Source.
- 257MT 850nm MT-RJ LED Source.
- MTRJ connector cleaner.
- Hard carrying case (901B).
- 263MT MT-RJ visual fault finder.
- Cleaning wands.

CAT. NO.	UPC NO.	DESCRIPTION
Single Wavelength MT-RJ Test Sets		
60556MT	60555	Basic MM Test Set, 1300nm
60576MT	60727	Basic MM Test Set, 850nm
Dual Wavelength 850/1300nm MT-RJ Test Sets		
90ACK	60686	AC/Main Power Converter 120V (one required per handheld unit)

Optical Power Meters

MODEL NO.	522B	522B-HP	555B	556MT	557B	558B
PACKAGE	Handheld	Handheld	Palm-sized	Palm-sized	Palm-sized	Palm-sized
DETECTOR TYPE	1 mm InGaAs	Filtered 2 mm InGaAs	1 mm InGaAs	3 mm Ge	3 x 3.5 mm Silicon	Filtered 2 mm InGaAs
CALIBRATION WAVELENGTHS (nm)	850/980/1310/1480/1550/1625	850/980/1310/1480/1550/1625	850/1300/1310/1550	850/1300/1550	635/780/850	980/1310/1550
MEASUREMENT RANGE	+3 to -75dBm	+25 to -53dBm	+3 to -60dBm	+3 to -40dBm	+3 to -60dBm	+25 to -30dBm
MEASUREMENT UNITS	dB, dBm, mW	dB, dBm, mW	dB, dBm	dB, dBm	dB, dBm	dB, dBm
OPTICAL POWER METER INTERFACE TYPE	SOC Adapter	SOC Adapter	SOC Adapter	SOC Adapter	SOC Adapter	SOC Adapter
User-Selectable Auto Shutoff	✓	✓	✓	✓	✓	✓
Storage Capability	✓	✓				



522B



522B-HP



555B



556MT



557B



558B

Advanced Optical Power Meters



522B



To accommodate other connector types, see our SOC/UCI adapters on pages 302 and 303 and reference cables on page 306.

- Designed for insertion loss and link loss measurements using an external light source.
- Large, backlit LCD makes it easy to view power levels and calibration wavelengths.
- Operation is simple due to the user-friendly keypad and intuitive controls.
- Remote operation permits the automation of tedious or repetitive measurements.
- Rubber boot protects against dropping.
- Rugged and splashproof.
- 850nm, 980nm, 1310nm, 1480nm, 1550nm and 1625nm calibration wavelengths.
- InGaAs photodetector.
- +3dBm to -75dBm measurement range.
- PASS/FAIL testing with audible signal.
- Manual or timer-driven data logging for periods from one second to one hour.
- Data storage for 1,000 measurements.
- RS232 interface for instrument configuration and data transfer to a PC-compatible workstation or serial printer.
- Powered by a rechargeable nickel-metal hydride (NiMH) battery pack, four alkaline batteries or AC adapter.
- Built-in NiMH battery charger with external power supply.

CAT. NO.	UPC NO.	DESCRIPTION
522B	60548	Advanced Optical Power Meter, Medium Power to +3dBm
522B-HP	60549	Advanced Optical Power Meter, High Power to +27dBm

Requires one Snap-On Connector (SOC) interface (See pages 302 and 303). Compatible with both PC and APC connectors.

InGaAs Optical Power Meter



- Suitable for power measurements on both laser and LED based single-mode and multimode fiber optic systems.
- Easy to use; three buttons control all essential functions.
- Multi-wavelength reference stores and recalls reference power levels for faster, more efficient measurement.
- Rubber boot protects against dropping.
- Rugged and splashproof.
- 850nm, 1300nm, 1310nm and 1550nm calibration wavelengths.
- InGaAs detector.
- +3 to -60dBm measurement range.
- 0.01dB measurement resolution.
- Relative logarithmic dB and absolute logarithmic dBm units.
- User-selectable auto shutoff.
- Two AA batteries provide power for over 100 hours.
- Optional AC power converter/adaptor is available for prolonged or benchtop use.

CAT. NO.	UPC NO.	DESCRIPTION
555B	60567	InGaAs Optical Power Meter
90ACK	60686	AC/Main Power Converter 120V (one required per handheld unit)

Requires one Snap-On Connector (SOC) adapter (See pages 302 and 303). Compatible with both PC and APC connectors.

Ge MT-RJ Optical Power Meter



- Pair with an LED source to test insertion loss of multimode MT-RJ fiber optic cables and connectors or use independently to perform link loss testing of installed cable plants.
- Easy to use; three buttons control all essential functions.
- Multi-wavelength reference storage capability permits convenient insertion and link loss testing at different transmission windows.
- Wide area detector allows for testing of each channel individually, simultaneously or alternating between the two channels.
- Rubber boot protects against dropping.
- Rugged and splashproof.
- 850nm, 1300nm and 1550nm NIST traceable calibration wavelengths.
- Special extra-large area germanium detector.
- +3 to -40dBm measurement range.
- -0.01dB measurement resolution.
- Relative logarithmic dB and absolute logarithmic dBm units.
- User-selectable auto shutoff.
- Two AA batteries provide power for over 100 hours.
- Optional AC power converter/adaptor is available for prolonged or benchtop use.

CAT. NO.	UPC NO.	DESCRIPTION
556MT	60552	Ge MT-RJ Optical Power Meter
90ACK	60686	AC/Main Power Converter 120V (one required per handheld unit)

Requires one T13A2 for MT-RJ Snap-On Connector (SOC) adapter (See page 303). Compatible with both PC and APC connectors.

Silicon Optical Power Meter



- Optimized for power measurements on fiber optic systems based on single-mode, multimode, plastic or large core glass optical fibers and using near-infrared or visible light sources.
- Easy to use; three buttons control all essential functions.
- Multi-wavelength reference stores and recalls reference power levels for faster, more efficient measurement.
- Rubber boot protects against dropping.
- Rugged and splashproof.
- 635nm, 780nm and 850nm calibration wavelengths.
- 3 x 3.5 mm Silicon detector.
- +3 to -60dBm measurement range.
- 0.01dB measurement resolution.
- Relative logarithmic dB and absolute logarithmic dBm units.
- User-selectable auto shutoff.
- Two AA batteries provide power for over 100 hours.
- Optional AC power converter/adaptor is available for prolonged or benchtop use.

CAT. NO.	UPC NO.	DESCRIPTION
557B	60553	Silicon Optical Power Meter
90ACK	60686	AC/Main Power Converter 120V (one required per handheld unit)

Requires one Snap-On Connector (SOC) adapter (See pages 302 and 303). Compatible with both PC and APC connectors.



To accommodate other connector types, see our SOC/UCI adapters on pages 302 and 303 and reference cables on page 306.

High Intensity InGaAs Optical Power Meter



- Suitable for power measurements on high power single-mode and DWDM fiber optic systems.
- Easy to use; three buttons control all essential functions.
- Multi-wavelength reference stores and recalls reference power levels for faster, more efficient measurement.
- Rubber boot protects against dropping.
- Rugged and splashproof.
- 980nm, 1310nm and 1550nm calibration wavelengths.
- +25 to -30dBm measurement range at 1310/1550nm.
- 0.01dB measurement resolution.
- Relative logarithmic dB and absolute logarithmic dBm units.
- User-selectable auto shutoff.
- Two AA batteries provide power for over 100 hours.
- Optional AC power converter/adaptor is available for prolonged or benchtop use.

CAT. NO.	UPC NO.	DESCRIPTION
558B	60568	High Intensity InGaAs Optical Power Meter
90ACK	60686	AC/Main Power Converter 120V (one required per handheld unit)

Requires one Snap-On Connector (SOC) adapter (See pages 302 and 303). Compatible with both PC and APC connectors.

Voice • Data • Video

USA Tel: 800.435.0786
Fax: 800.451.2632

Canada Tel: 800.435.0786
Fax: 800.524.2853

International Tel: +1.815.397.7070
Fax: +1.815.397.9247

Fault Locators and Light Detectors

MODEL	170XL	263LX	263MT	510 LS SENSOLITE®	T160L
TYPE	Visible Laser	Visible Laser	Visible Laser	Light Detector (Ge)	Visible Laser
WAVELENGTH (NM)	635nm (red)	635nm (red)	635nm (red)	630 to 1600nm	635nm (red)
DISTANCE	Up to 3 km (very bright)	Up to 3 km (very bright)	Up to 1 km (bright)		Up to 3 km (very bright)
LIFE / BATTERY TYPE	48 hours (2 AA)	40 hours (2 AA)	24 hours (2 AA)	1 year (2 AA)	48 hours (2 AA)
OPTICAL INTERFACE TYPE	2.5 MM Universal Interface	Fixed FC-PC Interface	Fixed MT-RJ Interface	Universal Interface	2.5 MM Universal Interface
Single-mode	✓	✓			✓
Multimode		✓	✓	✓	✓



170XL



263LX



263MT



510LS



T160L

FC-PC and MT-RJ Visual Fault Finders



- Used to quickly locate bending loss and breaks in optical fibers, and to identify bad connectors.
- 635nm red laser makes fiber breaks and bending losses easily visible.
- Stable, calibrated output.
- Continuous wave output mode for steady fault illumination.
- Blinking output mode increases viewing contrast.
- Optional AC power converter/adaptor is available for prolonged or benchtop use.
- Proven, reliable and compact design.
- Economically priced.
- Rugged and splashproof.
- 263LX model includes fixed FC-PC interface, for use with optional FoPro® Adapter Cable (See page 289) or user-supplied hybrid cable (See page 306).
- 263MT model is designed for MT-RJ duplex connectors to test both fibers simultaneously.
- LX model has a range up to 3 km. MT model has a range up to 1 km.
- More than 40 hours of continuous operation.

CAT. NO.	UPC NO.	DESCRIPTION
263LX	60538	Visual Fault Finder
263MT	60539	MT-RJ Visual Fault Finder
90ACK	60686	AC/Main Power Converter 120V (one required per handheld unit)

SensoLITE® Visible/Invisible Light Detector



- Identifies live multimode and single-mode fibers.
- Helps prevent accidental eye exposure to hazardous laser radiation.
- Simple one-button test.
- Patented light baffle accepts all standard fiber optic connector types, bare fiber and even fiber loop.
- Includes both audible and visible indicators.
- Unique design permits testing in bright light conditions.
- Wide sensitivity from +25dBm to -55dBm.
- Detects visible and invisible light wavelengths from 630nm to 1600nm.
- Operates for approximately one year on two AA batteries.
- Automatic battery check.

CAT. NO.	UPC NO.	DESCRIPTION
510LS	60566	SensoLITE Visible/Invisible Light Detector

Visual Fault Finder



- Pinpoints cable breaks and bad connections in both single-mode and multimode fiber.
- Quick connect interface adapts to all standard PC and APC polished 2.5 mm ferruled connectors without adapters.
- Both continuous and pulsed operation aid in fault detection even in high ambient lighted areas.
- Pocket-sized.
- Rugged, waterproof design.
- Ultra-bright 635nm visible laser detects fiber breaks up to 3 km away.
- Operates for over 48 hours on two AA batteries.
- Includes integral dust cap and nylon, belt-mounted carrying pouch.
- Optional snap-on adapters permit attachment to ST, SC and FC connectors.

CAT. NO.	UPC NO.	DESCRIPTION
T160L	60562	Visual Fault Finder
1630	60580	ST SOC Adapter
1662	60581	SC SOC Adapter
1620	60582	FC SOC Adapter

Bare Fiber Adapter



- Allows temporary connection of 125 micron multimode or single-mode fiber to measuring equipment such as Sources, Optical Power Meters and Fault Locators with an FC-style connector. Connection to other common fiber optic connector styles can be accomplished with a hybrid test jumper.
- Short 5 mm minimum strip length provides easy insertion into the capillary and avoids fiber breakage.
- Reusable.
- Includes a durable 2.5 mm tungsten carbide ferrule and a ferrule cleaning tool.

CAT. NO.	UPC NO.	DESCRIPTION
55456	55456	Bare Fiber Adapter (125µm, FC-style connector)

Voice • Data • Video

USA Tel: 800.435.0786
Fax: 800.451.2632

Canada Tel: 800.435.0786
Fax: 800.524.2853

International Tel: +1.815.397.7070
Fax: +1.815.397.9247

LED Sources

MODEL	252B	253B	255MT	257MT
SOURCE TYPE	LED	LED	LED	LED
WAVELENGTHS (NM)	850/1300	650	1300	850
OPTICAL INTERFACE TYPE	SOC Universal	SOC Universal	Fixed MT-RJ	Fixed MT-RJ
Continuous and Modulated Output Modes	✓	✓	✓	✓
User-selectable Auto Shutoff	✓	✓	✓	✓
Single-mode	✓		✓	
Multimode (glass)	✓		✓	✓
Multimode (plastic)		✓		



252B



253B



255MT



257MT

Dual Wavelength LED Source



- Perform multimode insertion loss and link loss measurements on Local Area Networks (LAN), premises networks and Fiber Distributed Data Interface (FDDI) installations.
- Stable, calibrated output.
- Proven, reliable and compact design.
- Easy to use; three buttons control all essential functions.
- Rubber boot protects against dropping.
- Rugged and splashproof.
- Single unit combines 850nm and 1300nm calibrated wavelengths.
- Nominal output for 62.5/125 is -13dBm for 850nm and -20dBm for 1300nm.
- Continuous and modulated output modes.
- User-selectable auto shutoff.
- TIA-568B compliant.
- Two AA batteries provide power for over 24 hours.
- Optional AC power converter/adaptor is available for prolonged or benchtop use.

CAT. NO.	UPC NO.	DESCRIPTION
252B	60530	Dual 850/1300nm LED Source
90ACK	60686	AC/Main Power Converter 120V (one required per handheld unit)

Requires two Snap-On Connector (SOC) adapters (See pages 302 and 303).

Single Wavelength 650nm LED Source



- Performs multimode insertion loss and link loss measurements when paired with an optical power meter for POF testing.
- Stable, calibrated output.
- Proven, reliable and compact design.
- Easy to use; two buttons control all essential functions.
- Rubber boot protects against dropping.
- Rugged and splashproof.
- Nominal output into 200/230 is -15dBm.
- Continuous and modulated output modes.
- User-selectable auto shutoff.
- Two AA batteries provide power for over 24 hours.
- Optional AC power converter/adaptor is available for prolonged or benchtop use.

CAT. NO.	UPC NO.	DESCRIPTION
253B	60531	650nm LED Source
90ACK	60686	AC/Main Power Converter 120V (one required per handheld unit)

Requires one Snap-On Connector (SOC) adapter (See pages 302 and 303).



To accommodate other connector types, see our SOC/UCI adapters on pages 302 and 303 and reference cables on page 306.

MT-RJ Dual Channel LED Sources



255MT

- Test insertion loss of multimode MT-RJ fiber optic cables and connectors, or pair with an optical power meter for link loss testing of installed cable plants.
- Stable, calibrated output.
- Proven, reliable and compact design.
- Easy to use; two buttons control all essential functions.
- Rubber boot protects against dropping.
- Rugged and splashproof.
- 255MT model has a 1300nm wavelength.
- 257MT model has an 850nm wavelength.
- Nominal output for 62.5/125 is -20dBm for both 850nm and 1300nm.
- Continuous and alternating output modes.
- Fixed MT-RJ interface.
- User-selectable auto shutoff.
- Two AA batteries provide power for over 24 hours.
- Optional AC power converter/adaptor is available for prolonged or benchtop use.

CAT. NO.	UPC NO.	DESCRIPTION
255MT	60533	MT-RJ Dual Channel LED Source 1300nm
257MT	60536	MT-RJ Dual Channel LED Source 850nm
90ACK	60686	AC/Main Power Converter 120V (one required per handheld unit)

Laser Sources

MODEL	262A	265A
SOURCE TYPE	Fabry-Perot Laser	Fabry-Perot Laser
WAVELENGTHS (NM)	1310/1550	1310
OPTICAL INTERFACE TYPE	UCI Universal	UCI Universal
Continuous and Modulated Output Modes	✓	✓
User-selectable Auto Shutoff	✓	✓
Single-mode	✓	✓



262A



265A

1310/1550 Dual Wavelength Laser Source



- Performs single-mode insertion loss and link loss measurements when paired with an optical power meter.
- Single output interface simplifies dual wavelength measurements.
- Stable, calibrated output.
- Proven, reliable and compact design.
- Easy to use; three buttons control all essential functions.
- Rubber boot protects against dropping.
- Rugged and splashproof.
- Single unit toggles between 1310nm and 1550nm wavelengths.
- Fabry-Perot laser diodes.
- Calibrated output power is nominal -7.0dBm.
- Continuous and modulated output modes.
- User-selectable auto shutoff.
- Two AA batteries provide power for over 50 hours.
- Optional AC power converter/adaptor is available for prolonged or benchtop use.

CAT. NO.	UPC NO.	DESCRIPTION
262A	60564	Dual Laser Source
90ACK	60686	AC/Main Power Converter 120V (one required per handheld unit)

Requires one UCI adapter (See pages 301 and 303). For PC polished connectors only.
For APC connectors, use hybrid reference cables (See page 306).



To accommodate other connector types, see our SOC/UCI adapters on pages 302 and 303 and reference cables on page 306.

Single Wavelength Laser Sources



265A

- Performs single-mode insertion loss and link loss measurements when paired with an optical power meter.
- Stable, calibrated output.
- Proven, reliable and compact design.
- Easy to use; two buttons control all essential functions.
- Rubber boot protects against dropping.
- Rugged and splashproof.
- 265A has a 1310nm wavelength and -7dBm output for single-mode testing.
- Continuous and modulated output modes.
- User-selectable auto shutoff.
- The 265A model operates for over 36 hours on two AA batteries.
- AC power converter/adaptor is available for prolonged or benchtop use.

CAT. NO.	UPC NO.	DESCRIPTION
265A	60565	1310nm Laser Source, SM
90ACK	60686	AC/Main Power Converter 120V (one required per handheld unit)

Requires one UCI adapter (See pages 302 and 303). For PC polished connectors only. For APC connectors, use hybrid reference cables (See page 306).



To accommodate other connector types, see our SOC/UCI adapters on pages 302 and 303 and reference cables on page 306.

fiberTOOLS® Carrying Cases



Carry Case only

Designed to hold Tempo handheld instruments and a full range of test accessories.

900B and 901B Hard Carrying Cases

- Top tray holds up to 3 (900B) or 4 (901B) handheld instruments and a T160L Visual Fault Finder.
- Bottom compartment of both models stores additional instruments and test accessories.
- Compact, waterproof and lockable.
- Molded from black structural foam resin.

CAT. NO.	UPC NO.	DESCRIPTION
900B	60684	Hard Carrying Case, Holds 3 Handhelds
901B	60579	Hard Carrying Case, Holds 4 Handhelds






















900B
Instruments and accessories
not included

Fiber Optic Instrument Adapters – SOC and UCI

- Our SOC and UCI adapters provide direct connectivity for Tempo fiberTOOLS® to a wide range of industry-standard fiber optic connectors.
- Adapter design ensures maximum accuracy and repeatability when performing critical measurements on fiber optic systems.
- Easy to clean and use.
- Single-mode and multimode compatible.
- SOC adapters are compatible with both PC and Angled APC physical contact interfaces.
- UCI adapters feature durable phosphor bronze alignment sleeve.
- SOC (Snap-On Connector) adapter is used on all power meters and 250 “B” series LED Sources.
- UCI (Universal Connector Interface) adapter is used on all 250/260 “A” Series Sources and 330 Series Variable Optical Attenuators.

Fiber Optic Instrument Adapters – SOC and UCI

CONNECTOR TYPE DESCRIPTION	SOC ADAPTER		UCI ADAPTER	
	CAT. NO.	UPC NO.	CAT. NO.	UPC NO.
1.25 mm Quick-Connect Universal Adapter (LC, MU, etc.)		T1026 60588	Use hybrid cable only *	
2.5 mm SOC Quick-Connect Adapter (E2000, FC, SC, ST, etc.)		T1025 60587		AU-250 60703
Blank Adapter (for custom applications)		T1001 60585	N/A	
D4		T1089 60597	Use hybrid cable only *	
DIN 47256		T1010 60586		AD-108 60697
E-2000		T10E2 60599		AE2-10 60698
EC-Radiall		T10E0 60598	Use hybrid cable only *	
FC		T1020 60576		APC-108 60572
HMS-0		T1050 60592		AMS-00 60700
HMS-10/A (SMA-2.5 mm)		T1086 60595		AMT-10 60701
HMS-10/HP		T1040 60590		AHP-10 60699
LC		T10LC 60600	Use hybrid cable * or FoPro® ^x	

* FoPro ferrule options include 2.5 mm, 1.57 mm (MIL-style 16AWG optical contacts) and 1.25 mm.

* When using a Hybrid Adapter Cable, the instrument UCI adapter and one end of the Hybrid Adapter Cable should be a commonly available connector type. (i.e. FC, SC or ST)

Fiber Optic Instrument Adapters – SOC and UCI

CONNECTOR TYPE	SOC ADAPTER		UPI-PC ADAPTER		
	DESCRIPTION	CAT. NO.	UPC NO.	CAT. NO.	UPC NO.
MIL-T-29504/4 & /5 Termini		T1038	60589	Use hybrid cable * or FoPro® ^x	
Mini-BNC		T1047	60591	Use hybrid cable only *	
MT-RJ †		T13A2	60605 †	Use hybrid cable only *	
MT-RJ Ferrule Only †		T13AF	60606 †	Use hybrid cable only *	
MU		T10MU	60601	Use hybrid cable * or FoPro® ^x	
SC		1062	60575		ASC-108 60574
SMA 905/906		T1087	60596		ASM-90 60702
ST		T1030	60577		ATS-108 60573
STRATOS 430/ HOLTEK 38000		T1057	60593	Use hybrid cable only *	
TOSLINK – Simplex		T10TB	60602	Use hybrid cable only *	
TOSLINK – Duplex (Set of 2)		T10TD	60603	Use hybrid cable only *	
Versatile Link – V/Z PIN		T10ZP	60604	Use hybrid cable only *	
VFO – Radiall		T1081	60594	Use hybrid cable only *	

* FoPro ferrule options include 2.5 mm, 1.57 mm (MIL-style 16AWG optical contacts) and 1.25 mm.

* When using a Hybrid Adapter Cable, the instrument UCI adapter and one end of the Hybrid Adapter Cable should be a commonly available connector type. (i.e. FC, SC or ST)

† SOC adapter for use only with the 556MT Optical Power Meter on page 298.



90SOC (60687)
SOC adapter tool for easy installation and removal of SOC adapters from instrument interfaces.

Voice • Data • Video

USA Tel: 800.435.0786
Fax: 800.451.2632

Canada Tel: 800.435.0786
Fax: 800.524.2853

International Tel: +1.815.397.7070
Fax: +1.815.397.9247

fiberSAFE™ USA/Canada Telecom Adapter Kit — SOC and UCI



- Conveniently combines the most popular SOC, UCI and bulkhead mating adapters used in the North American telecommunications market. Enables direct connectivity for Tempo fiberTOOLS® to industry-standard fiber optic connectors.

USA/Canada Telecom Adapter Kit includes:

- FC-PC/APC (wide key) bulkhead/mating adapter.
- ST-PC/APC bulkhead/mating adapter.
- SC-PC/APC bulkhead/mating adapter.
- E2000-PC/APC bulkhead/mating adapter.
- FC/SC hybrid bulkhead adapter.
- FC/ST hybrid bulkhead adapter.
- FC/E2000 hybrid bulkhead adapter.
- Universal 2.5 mm Quick Connect SOC adapter.

CAT. NO.	UPC NO.	DESCRIPTION
956US	60695	USA/Canada Adapter Kit

fiberSAFE™ Worldwide Telecom Adapter Kit — SOC and UCI



- Conveniently combines the most popular SOC, UCI and bulkhead mating adapters used outside the USA and Canada. Enables direct connectivity for Tempo fiberTOOLS to industry-standard fiber optic connectors.

Worldwide Telecom Adapter Kit includes:

- DIN 47256-PC/APC bulkhead/mating adapter.
- FC-PC/APC (wide key) bulkhead/mating adapter.
- SC-PC/APC bulkhead/mating adapter.
- E2000-PC/APC bulkhead/mating adapter.
- FC/DIN hybrid bulkhead adapter.
- FC/SC hybrid bulkhead adapter.
- FC/E2000 hybrid bulkhead adapter.
- Universal 2.5 mm Quick Connect SOC adapter.

CAT. NO.	UPC NO.	DESCRIPTION
956WW	60696	Worldwide Adapter Kit

fiberSAFE™ LAN Adapter Kit — SOC and UCI



- Conveniently combines the most popular SOC, UCI and bulkhead mating adapters used for Local Area Networks (LAN). Enables direct connectivity for Tempo fiberTOOLS to industry-standard fiber optic connectors.

LAN Adapter Kit includes:

- FC-PC/APC (wide key) bulkhead/mating adapter.
- ST-PC/APC bulkhead/mating adapter.
- SC-PC/APC bulkhead/mating adapter.
- SMA 905/906 bulkhead/mating adapter.
- FC/ST hybrid bulkhead adapter.
- ST/SC hybrid bulkhead adapter.
- Universal 2.5 mm Quick Connect SOC Adapter.

CAT. NO.	UPC NO.	DESCRIPTION
956LN	60694	LAN Adapter Kit

Quick Reference Charts for Fiber Testing Applications

FIBER OPTICS MEASUREMENTS MATRIX

APPLICATION	SINGLE-MODE	PAGE NO.	MULTIMODE (GLASS FIBER)	PAGE NO.
Visual Fault Location	T160L	297	T160L	297
	263LX	296	263LX	296
	170XL	285	170XL	285
Visual Continuity	T160L	297	T160L	297
	263LX	296	263LX	296
	170XL	285	170XL	285
Measure Optical Power (to +3dBm) (to +27dBm)	522B / 555B	293, 294	522B / 555B / 557B	293, 294
	522B-HP / 558B	293, 295		293
	560XL	284	560XL	284
Measure Insertion Loss / Attenuation (Dual Wavelength)	262A + 555B	300, 295	252B + 555B	298
	523B-13/15	290		
	560XL +580XL	284-285	560XL +570XL	284
Data Storage Capability	522B / 522B-HP 523B-13/15	293 290	522B / 522B-HP	293

SPECIAL TEST EQUIPMENT FOR MT-RJ INTERCONNECTIONS

APPLICATION	SINGLE-MODE	PAGE NO.	MULTIMODE (GLASS FIBER)	PAGE NO.
Visual Fault Location	263MT	297	263MT	296
Visual Continuity	263MT	296	263MT	296
Measure Optical Power	556MT	294	556MT	294
Measure Insertion Loss	262A + 556MT	294, 300	255MT / 257MT + 556MT	299
			60576MT / 60556MT	292

SPECIAL TEST EQUIPMENT FOR PLASTIC OPTICAL FIBER (POF)

APPLICATION	MULTIMODE (1 MM POF)	PAGE NO.
Visual Fault Location	253B	299
Visual Continuity	253B	299
Measure Optical Power	557B	295
Measure Insertion Loss	253B + 557B	295, 299

Voice • Data • Video

USA Tel: 800.435.0786
Fax: 800.451.2632

Canada Tel: 800.435.0786
Fax: 800.524.2853

International Tel: +1.815.397.7070
Fax: +1.815.397.9247

TIA-568B and FOTP-171A Certified Reference Cables



572J

- Ensures accurate measurements for repeatable and reproducible testing to the latest industry standards.

Meets and/or exceeds the latest industry standards including:

- TIA/EIA-455-171 (FOTP-171A), issued June, 2001.
- TIA-568B, TIA-562-7 (OFSTP-7) and TIA-526-14 (OFSTP-14) for optical link testing.
- TIA-455-171 (FOTP-171, Attenuation) and TIA-455-8 (FOTP-8, Return Loss) for cable assembly testing.
- Corresponding IEC measurement standards.

SPECIFICATIONS

Ferrule OD	2.4990 ±0.0005 mm
Fiber to Ferrule	≤ 0.25µm (SM) and ≤ 3µm (MM)
Eccentricity	
Insertion Loss	≤ 0.15dB (SM, 1310/1550nm) and ≤ 0.25dB (MM, 850/1300nm)
Return Loss	≥ 55dB (SM, 1310/1550nm) and ≥ 40dB (MM, 850/1300nm)
Beam Exit Angle	≤ 0.25° (SM) and ≤ 0.5° (MM)
Standard Length	3 m

STANDARD REFERENCE CABLES (TYPE A TO TYPE B)

DESCRIPTION	CAT NO.	UPC NO.	DESCRIPTION	CAT NO.	UPC NO.	CAT NO.	UPC NO.
Single-mode Reference Cables:			Multimode Reference Cables: 50/125		62.5/125		
FC-PC to FC-PC	562K-101	60658	FC-PC to FC-PC	562K-105	60659	562K-106	60660
ST-PC to ST-PC	563K-101	60661	ST-PC to ST-PC	563K-105	60662	563K-106	60663
SC-PC to SC-PC	566K-101	60664	SC-PC to SC-PC	566K-105	60665	566K-106	60666
E2000-PC to E2000-PC	56E2-101	60667	E2000-PC to E2000-PC	56E2-105	60668	56E2-106	60669
LC-PC to LC-PC	56LC-LSM	60670	LC-PC to LC-PC	56LC-LM5	60671	56LC-LM6	60672
MU-PC to MU-PC	56MU-LFM	60676	MU-PC to MU-PC	56MU-LM5	60674	56MU-LM6	60675

HYBRID REFERENCE CABLES (FC-PC TO TYPE A)

DESCRIPTION	CAT NO.	UPC NO.	DESCRIPTION	CAT NO.	UPC NO.	CAT NO.	UPC NO.
Single-mode Reference Cables:			Multimode Reference Cables: 50/125		62.5/125		
FC-PC to FC-APC	572J-101	60680					
FC-PC to SC-APC	576J-101	60681					
FC-PC to E2000-APC	57E8-101	60682					
FC-PC to LC-PC	57LC-LSM	60733	FC-PC to LC-PC	57LC-LM5	60734	57LC-LM6	60735
FC-PC to MU-PC	57MU-LFM	60736	FC-PC to MU-PC	57MU-LM5	60737	57MU-LM6	60738



262A

To measure attenuation of SM links with APC polished connectors, use our 262A Dual Wavelength Laser Source (see page 300) with the APC-108 FC UCI Adapter (see page 302) and a Hybrid Reference Cable. Use same hybrid reference cable approach for LC-PC and MO-PC connectors.

Testing & Measurement

Greenlee is the leader in electrical testing and measurement – and has been for more than fifteen years. Our innovative products are designed to withstand the rigorous tasks and harsh elements known to be found on the jobsite. This means with Greenlee, you have tough and reliable tools that make your job faster, safer and easier.

Testing & Measurement

FEATURED Products

312



NEW
GT-16 Non-Contact
Low Voltage Detector

321



NEW
AM-6 Analog
Multimeter

330



NEW-CM450
True RMS
Clamp Meter

337



SF-780
Metal Locator





Meeting today's stringent safety standards is essential.

Greenlee's certification of selected instruments to both the most recent IEC and UL requirements brings you assurance of the highest level of protection currently available.

What you should know about Measurement Category ratings.

IEC Category standards specify protection levels that are far above a system's rated capacity. Without this additional protection, transient overvoltages, which are becoming increasingly common, can lead to serious injury or death.

Measurement Category I is the signal level for telecommunications and electronic equipment.

Measurement Category II is the local level for fixed or nonfixed powered devices – everything from lighting to appliances to office equipment such as copiers. May also be used in Category I areas.

Measurement Category III is the distribution level – fixed primary feeders or branch circuits. These circuits are usually separated from Category IV (whether utility service or other high-voltage source) by a minimum of one level of transformer isolation.

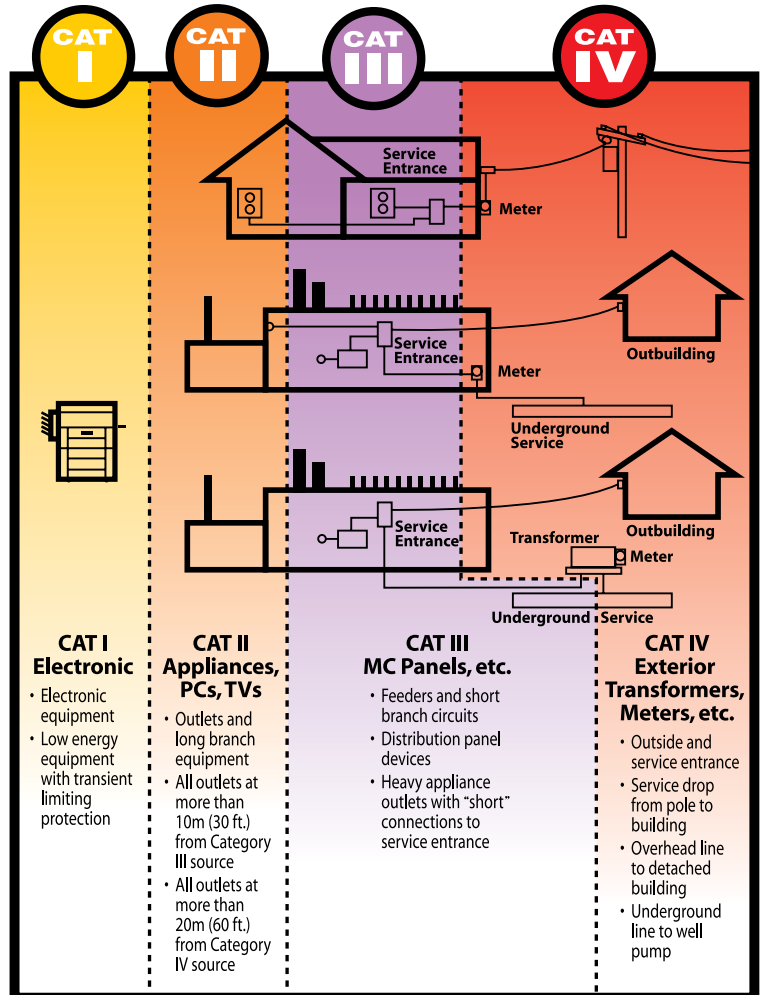
Measurement Category IV is the primary supply level. Greenlee is leading the way in offering protection certified to conform with the highest level of protection as specified by UL & IEC standards. May be used in all Category environments.

Greenlee Instruments – Independently tested and certified to meet the standards.

Throughout this catalog, you'll see Category designations for many Greenlee instruments indicating that they comply with UL & IEC Category II, III, IV. All of these designations reflect third-party testing by independent testing organizations such as UL and TUV – added assurance for you. While there is no requirement for independent verification, we believe you deserve it.

Get the right protection for the job.

Wherever you need overvoltage protection, choose at least the rating appropriate to the type of work you expect to be doing. If you have any questions on using Greenlee test instruments to help ensure user safety, please contact Greenlee.



International Tel: +1.815.397.7070
Fax: +1.815.397.9247

Canada Tel: 800.435.0786
Fax: 800.524.2863

USA Tel: 800.435.0786
Fax: 800.451.2632

ELECTRICAL TESTERS

Electrical Testers Comparison Guide

FEATURE	GT-95	GT-65	GT-540	GT-220	CSJ-100	CMT-90	CMT-80	2010	GT-16	GT-11	GT-15
VDC (V max)	1000	1000	1000	1000	1000	1000	600				
VAC (V max)	1000	1000	1000	1000	1000	1000	600	1000	1000	1000	90
AAC (A max)					200	600	400				
Continuity and beeper	•	•	•	•	•	•	•				
Resistance			•	•	•	•	•				
Data hold			•	•	•	•	•				
GFCI test	•										
Non-contact voltage detection	•	•	•	•				•	•	•	•
Adjustable sensitivity								•	•		
Display type	Digital	LED	Digital	Digital	Digital	Digital	Digital	LED	LED	LED	LED
Measurement Category	IV, 600V III, 1000V	IV, 600V III, 1000V	IV, 1000V	IV, 1000V	IV, 600V III, 1000V	IV, 600V III, 1000V	III, 600V	III, 1000V	IV, 1000V	IV, 1000V	III, 300V
UL/cUL	•	•	•	•	•	•	•	•	•	•	•
CE	•	•	•	•	•	•	•	•	•	•	•

GT-95 Voltage Tester



- AC/DC voltage and polarity measurement.
- LCD and dual color LEDs for convenience.
- Selectable SHAKER feature when measuring AC voltage.
- Overvoltage warning gives user visual notification that voltage levels have exceeded 1000V AC/ 380V DC.
- Auto-hold automatically activates when tester is removed from voltage reading.
- Continuity test and single probe detection of live conductors for added flexibility.
- Safe, non-contact voltage detection.
- GFCI test capability eliminates the need for additional testers.
- Visual and audible continuity.
- Accessories included: (2) 1.5V AAA batteries, test leads and carrying case
- Lifetime Limited Warranty.

CAT. NO. UPC NO. DESCRIPTION

GT-95	09027	Voltage Tester, LCD & GFCI
TSG-3	12034	Sure-Grip Test Leads
TC-5	07588	Carrying Case

SPECIFICATIONS

Voltage Detection	19 to 1000V AC, 5 to 1000V DC
Continuity Verification	0 to 50 kΩ
Frequency	DC, 45-65 Hz
GFCI	7.5 mA nominal at 120V AC
Measurement Category	CAT IV, 600V; CAT III, 1000V

GT-65 Voltage Tester



- AC/DC voltage and polarity measurement.
- Continuity test and single probe detection of live conductors for added flexibility.
- Overvoltage warning gives user visual notification that voltage levels have exceeded 1000V AC/ 380V DC.
- Safe, non-contact voltage detection.
- Auto-hold automatically activates when tester is removed from voltage reading.
- Visual and audible continuity.
- Accessories included: (2) 1.5V AAA batteries and test leads
- Lifetime Limited Warranty.

CAT. NO. UPC NO. DESCRIPTION

GT-65	09025	Voltage Tester
TSG-3	12034	Sure-Grip Test Leads

SPECIFICATIONS

Voltage Detection	19 to 1000V AC, 5 to 1000V DC
Continuity Verification	0 to 50 kΩ
Frequency	DC, 45-65 Hz
Measurement Category	CAT IV, 600V; CAT III, 1000V

R = REPLACEMENT PART **A** = ACCESSORY

Testing & Measurement



USA Tel: 800.435.0786
Fax: 800.451.2632

Canada Tel: 800.435.0786
Fax: 800.524.2853

International Tel: +1.815.397.7070
Fax: +1.815.397.9247



Electrical Tester



GT-540



GT-540



GT-220

GT-220 features:

- Hassle-free, automatic measurement of voltage and resistance.
- Low impedance eliminates stray or "ghost" voltage readings.
- AC/DC voltage measurements.
- Autoranging for quick, convenient measurements.
- Non-contact voltage detection for identifying live lines without contacting conductors.
- Auto off for longer battery life.
- Low battery indicator.
- Resistance measurement.
- Audible continuity test.
- Data hold to capture measurements.
- U.S. Patent D491,084.
- Accessories included: (1) 9V battery, test leads and carrying case.
- Lifetime Limited Warranty.

GT-540 also features:

- High impedance AC/DC voltage measurement capability for load-sensitive circuits.
- Capacitance measurement.
- Diode test.
- Low resistance range with fast continuity test.
- Enhanced accuracy.
- Auto and manual range selection.

CAT. NO.	UPC NO.	DESCRIPTION
GT-540	07749	Multifunction Electrical Tester
GT-220	07748	Electrical Tester
TSG-3	12034	Sure-Grip Test Leads

SPECIFICATIONS

Voltage Measurement	6.000, 60.00, 600.0, 1000V
Resistance Measurement	6.0, 60.00, 600.0kΩ; 6.000 MΩ
Capacitance	100.0, 1000.0 nF; 10.00, 100.0, 2000 μF
Display	6000-count LCD
Measurement Category	CAT IV, 1000V

AC Open Jaw Clamp Meter



- AC amperage, AC/DC voltage measurement.
- Open jaw design eases AC current measurement.
- Slim profile with build-in probe storage on back.
- Measures resistance up to 20MΩ.
- Audible continuity and diode test.
- Bright LED and audible alarm for non-contact voltage detection.
- Auto power off for longer battery life.
- Data hold to capture measurements.
- 2000 count LCD.
- Accessories included: (2) 1.5V AAA batteries, test leads and carrying case.
- Lifetime Limited Warranty

CAT. NO.	UPC NO.	DESCRIPTION
CSJ-100	87136	Clamp, Open Jaw
11372	11372	Test Leads

Note: See page 358 for replacement case

SPECIFICATIONS

Amperage Measurement	200.0 AC
Voltage Measurement Range	200.0, 1000V
Resistance Measurement	200.0Ω; 2.000, 20.00, 200.0 KΩ; 2.000, 20.00 MΩ
Display	2000-count LCD
Jaw Opening	0.63" (16mm)
Measurement Category	CAT IV 600V, CAT III 1000V

Automatic Electrical Tester



- Hassle-free, automatic measurement of amperage, voltage and resistance.
- True RMS for the most accurate measurement when harmonics are present.
- High resolution, auto-illuminating LCD backlit display.
- Auto off for longer battery life.
- Resistance measurement.
- Audible continuity test.
- Data hold to capture measurements.
- Accessories included: (1) 9 V battery, test leads and carrying case.
- Lifetime Limited Warranty.

CAT. NO.	UPC NO.	DESCRIPTION
CMT-90	12123	Electrical Tester, 1000V, 600A
TSG-3	12034	Test Leads
TLK-1	12035	Test Lead Kit
TC-10	07534	Carrying case

SPECIFICATIONS

Amperage Measurement	AC A 0.6 to 600.0
Voltage Measurement	AC V: 1.3 to 999.9; DC V: 1.8 to 999.9; -0.6 to -999.9
Resistance	2000Ω
Display	10,000-count LCD
Jaw Opening	1.34" (34 mm)
Measurement Category	CAT IV, 600 V; CAT III, 1000 V

Automatic Electrical Tester



- Hassle-free, automatic measurement of amperage, voltage, and resistance.
- Compact design for measuring in tight spaces.
- 400A AC, 600V AC/DC measurement.
- Data hold to capture important readings.
- Auto off for longer battery life.
- Accessories included: (1) 9 V battery, test leads, carrying case.
- Lifetime Limited Warranty.

CAT. NO.	UPC NO.	DESCRIPTION
CMT-80	07735	Electrical Tester
11372	11372	Test Leads
TC-5	07588	Carrying case

SPECIFICATIONS

Amperage Measurement	0.6 - 400.0A AC
Voltage Measurement	AC V: 1.3-600.0V; DC V: 1.8-600.0; -0.6 to -600.0V
Resistance	2000Ω with continuity beeper
Display	6000-count LCD
Jaw Opening	1.06" (27 mm)
Measurement Category	CAT III, 600V

Touchless AC Voltage Indicator



- Bright LED and audible alarm if voltage is present.
- Fast, easy, non-contact voltage detection.
- Adjustable sensitivity.
- Identifies hot and neutral conductors.
- Checks individual breakers for power.
- Accessories included: (1) 9V battery.
- Lifetime Limited Warranty.

CAT. NO.	UPC NO.	DESCRIPTION
2010	34470	Touchless AC Voltage Indicator
TC-10	07534	Carrying Case

SPECIFICATIONS

Voltage Measurement	AC V 24-1000
Frequency	50-500Hz
Measurement Category	CAT III, 1000V





Adjustable Non-Contact Voltage Detector

NEW



- Adjustable to safely detect power and low voltage.
- Safely detects AC voltage without touching the bare conductor.
- Adjustable for use on power wiring plus lighting, thermostats and other low voltage circuits.
- Use to detect voltage in outlets, lighting fixtures, wires and cables.
- Finds breaks in wires.
- Identifies hot and neutral conductors.
- Low battery indication.
- Accessories included: (1) 1.5V AAA battery.
- Lifetime Limited Warranty.

CAT. NO.	UPC NO.	DESCRIPTION
GT-16	12727	Adjustable Non-Contact Voltage Detector

SPECIFICATIONS

Voltage Detection:	AC V 5-1000
Frequency:	50-500Hz
Measurement Category:	CAT IV, 1000V

Non-Contact Voltage Detector



- Fast, easy, non-contact voltage detection.
- Bright LED and audible alarm if voltage is present.
- ON/OFF switch for longer battery life.
- Use to detect the presence of voltage at outlets, lighting fixtures, circuit breakers, wires and cables or to find a break in a wire.
- Comfort grip to ease fatigue.
- Convenient pen size fits into pocket or tool pouch.
- Replace batteries quickly by pressing the release lever and twisting the top of the tester.
- Accessories included: (2) 1.5V AAA batteries.
- U.S. Patent D500,799.
- Canada Patent 105567.
- Lifetime Limited Warranty.

CAT. NO.	UPC NO.	DESCRIPTION
GT-11	09022	Non-Contact Voltage Detector

SPECIFICATIONS

Voltage Detection:	AC V 50-1000
Frequency:	50-500Hz
Measurement Category:	CAT IV, 1000V

Non-Contact Low Voltage Detector



- Use to detect voltage in low voltage applications ranging from 12-90 volts AC.
- Safe, non-contact voltage detection.
- Bright LED and audible alarm if voltage is present.
- ON/OFF switch for longer battery life.
- Convenient pen-size device easily fits into pockets or tool pouches.
- Accessories included: (2) 1.5 V AAA batteries.
- Lifetime Limited Warranty.

CAT. NO.	UPC NO.	DESCRIPTION
GT-15	09023	Non-Contact Low Voltage Detector

SPECIFICATIONS

Voltage Detection:	12-90VAC
Frequency:	50-500Hz
Measurement Category:	CAT III, 300V

MULTIMETERS

DMM Comparison Guide

FEATURE	DML-430	DML-54	DM-860	DM-820	DM-810	DM-800	DM-510	DM-500
True RMS	•	•	•	•	•	•	•	•
DCA (A max)	10	10	10	10	10	10	10	10
Maximum resolution (µA)	0.1	0.1	0.01	0.1	0.1	0.1	0.01	0.01
Best accuracy (%)	0.2	0.2	0.1	0.2	0.2	0.2	0.2	0.2
ACA (A max)	10	10	10	10	10	10	10	10
Maximum resolution (µA)	0.10	0.1	0.01	0.1	0.1	0.1	0.1	0.1
Best accuracy (%)	0.6	0.6	0.5	0.6	0.6	0.6	1.0	1.2
DCV (V max)	1000	1000	1000	1000	1000	1000	1000	1000
Maximum resolution (µV)	10	10	1	10	10	10	100	100
Best accuracy (%)	0.06	0.06	0.02	0.06	0.06	0.06	0.2	0.2
ACV (V max)	1000	1000	1000	1000	1000	1000	750	750
Maximum resolution (µV)	10	10	10	10	10	10	100	100
Best accuracy (%)	0.5	0.5	0.3	0.5	0.5	0.5	1.1	1.3
Resistance (MΩ)	50	50	50	50	50	50	40	40
Maximum resolution (mΩ)	10	10	10	10	10	10	100	100
Best accuracy (%)	0.1	0.1	0.07	0.1	0.1	0.1	0.5	0.5
Continuity and beeper	•	•	•	•	•	•	•	•
Diode test	•	•	•	•	•	•	•	•
Capacitance	•	•	•	•	•	•	•	•
Frequency	•	•	•	•	•	•	•	•
Frequency response (Hz)	40-500	40-500	20-100K	40-500	40-500	40-500	50-500	50-500
Temperature (T1)	•	•	•	•			•	•
Temperature (dual channel, T1, T2)			•				•	•
Display type	Digital	Digital	Digital	Digital	Digital	Digital	Digital	Digital
Display update X/sec	5	5	5	5	5	5	4	4
Count	5000	5000	50,000/500,000	5000	5000	5000	9999	9999
Backlit	•	•	•	•	•	•		
Analog bar graph	52 segments	52 segments	42 segments	52 segments	52 segments	52 segments	42 segments	42 segments
Analog update X/sec	60	60	60	60	60	60	20	20
Zoom				•				
RS-232 optical interface	•	•	•	•	•	•		
Auto and manual ranging	•	•	•	•	•	•	•	•
Auto power off	•	•	•	•	•	•	•	•
Non-contact voltage detection								
Peak hold			•	•				
Data hold	•	•	•	•	•	•	•	•
Min, max, avg			max, min only	max, min only			•	•
Relative offset mode			•	•			•	•
Harmonics (HAR)							•	
Process loop measurement			•				•	•
Data logging (point stored)	43000	5400						
Test lead calibration	•	•		•	•	•		
Duty cycle			•					
Measurement Category	IV, 600V III, 1000V	IV, 600V III, 1000V	IV, 600V III, 1000V	IV, 600V III, 1000V	IV, 600V III, 1000V	IV, 600V III, 1000V	III, 600V II, 1000V	III, 600V II, 1000V
UL	•	•	•	•	•	•	•	•
cUL or CSA	•	•	•	•	•	•	•	•
CE	•	•	•	•	•	•	•	•

B = REPLACEMENT PART **A** = ACCESSORY

Testing & Measurement



USA Tel: 800.435.0786
Fax: 800.451.2632

Canada Tel: 800.435.0786
Fax: 800.524.2853

International Tel: +1.815.397.7070
Fax: +1.815.397.9247



DMM Comparison Guide

FEATURE	DM-350	DM-330	DM-310	DM-300	DM-210	DM-200	DM-60	DM-40	DM-20	PDMM-20	AM-6
True RMS	•	•		•							
DCA (A max)	10	10	10		10	10	10	200mA	200mA		500mA
Maximum resolution (µA)	0.1	1000	1000		0.1	0.1	0.1	10	1		
Best accuracy (%)	0.9	0.9	0.9		0.8	0.8	1.0	1.5	2.5		
ACA (A max)	10	10	10		10	10	10				
Maximum resolution (µA)	0.1	1000	1000		.10	0.1	0.1				
Best accuracy (%)	1.2	1.2	1.2		1.0	1.0	1.0				
DCV (V max)	1000	1000	1000	1000	1000	1000	600	600	300	450	300
Maximum resolution (µV)	100	100	100	100	100	100	100	100	100	1000	
Best accuracy (%)	0.5	0.5	0.5	0.5	0.3	0.3	0.5	0.8	1.2	0.5	
ACV (V max)	1000	1000	1000	1000	750	750	600	600	300	450	300
Maximum resolution (µV)	100	100	100	100	100	100	100	0.1V	0.1V	1000	
Best accuracy (%)	1.0	1.0	1.0	1.0	1.0	1.0	1.0	1.2	1.5	1.5	
Resistance (MΩ)	60	60	60	60	25	25	20	20	2	6	1
Maximum resolution (mΩ)	100	100	100	100	100	100	100	100	100	1000	
Best accuracy (%)	0.7	0.7	0.7	0.7	0.4	0.4	0.8	0.8	1.5	1.0	
Continuity and beeper	•	•	•	•	•	•	•	•	•	•	
Diode test	•	•	•	•	•	•	•	•	•		
Capacitance	•	•	•		•					•	
Frequency	•	•	•	•	•		•			•	
Frequency response (Hz)	50-500	50-500	50-500	50-500	50-500	50-500	40-400	40-400	45-400	50-60	
Temperature (T1)					•			•			
Temperature (dual channel, T1, T2)											
Display type	Digital	Digital	Digital	Digital	Digital	Digital	Digital	Digital	Digital	Digital	Analog
Display update X/sec	5	5	5	5	3	3	2.5	2.5	2.5	5	
Count	6000	6000	6000	6000	2500	2500	2000	2000	2000	6000	
Backlit	•							•			
Analog bar graph											
Analog update X/sec											
Zoom											
RS-232 optical interface					•	•					
Auto and manual ranging	•	•	•	•	•	•					
Auto power off	•	•	•	•	•	•				•	
Non-contact voltage detection	•	•	•	•	•	•				•	
Peak hold											
Data hold	•	•	•	•	•	•	•	•			
Min, max, avg	min, max only	min, max only	min, max only	min, max only			max only				
Relative offset mode					•						
Harmonics (HAR)											
Process loop measurement											
Data logging (point stored)											
Test lead calibration											
Duty cycle					•						
Measurement Category	IV, 600V III, 1000V	IV, 600V III, 1000V	IV, 600V III, 1000V	IV, 600V III, 1000V	III, 600V II, 1000V	III, 600V II, 1000V	III, 300V II, 600V	III, 300V II, 600V	II, 300V	III, 300V II, 450V	II, 300V
UL	•	•	•	•	•	•	•	•	•	•	•
cUL or CSA	•	•	•	•	•	•	•	•	•	•	•
CE	•	•	•	•	•	•	•	•	•	•	•

Digital Logging Meters



- True RMS, autoranging, 3-5/6-digit, 5000-count display for greater accuracy.
- Selectable sampling intervals between 0.05 seconds – 480 seconds, 8-month max (DML-430) logging period.
- 0.05 second memory rate to capture fast transients.
- Backlit display for easy viewing.
- Frequency, temperature and capacitance measurements and diode and continuity tests standard.
- RS-232 capable, may be connected to a PC for extended measurement capability with optional interface DMSC-8L or DMSC-9.
- Accessories included: (1) 9V battery, bead temperature probe (400°F/ 204°C max.), test leads, protective boot, carrying case.
- Lifetime Limited Warranty.

CAT. NO.	UPC NO.	DESCRIPTION
DML-430	07553	Digital Logging Meter (43,000 data points)
DML-430-C*	07620*	Digital Logging Meter (43,000 data points)
DML-54	07552	Digital Logging Meter (5,400 data points)
DML-54-C*	07619*	Digital Logging Meter (5,400 data points)
TC-20	07535	(B) Carrying Case (included)
TSG-3	12034	(B) Sure-Grip Test Leads

* Includes Certificate of Calibration

SPECIFICATIONS

Voltage Measurement	50.00, 500.0mV; 5.000, 50.00, 500.0, 1000V
Amperage Measurement	500.0, 5000µA; 50.00, 500.0mA; 5.000, 10.00A
Resistance	50.00, 500.0Ω; 5.000, 50.00, 500.0kΩ; 5.000, 50.00MΩ
Capacitance	50.00, 500.0nF; 5.000, 50.00, 500.0, 9999µF
Frequency	10Hz-125kHz
Temperature	K type, -58°F to 1832°F (-50°C to 1000°C)
Measurement Category	CAT IV, 600V; CAT III, 1000V

Industrial 500,000-Count Digital Multimeter



DM-860 features:

- True RMS, 5-5/6-digit, 500,000-count display for greater accuracy.
- Audible input alert helps avoid damage to meter.
- Record max, min, and max-min and data hold.
- Crest capture (peak hold) max, min and max-min readings.
- Relative offset display mode makes monitoring relative measurement changes simple.
- Performs frequency, temperature and capacitance measurements, plus diode and continuity tests.
- Measures temperatures up to 1832°F.
- Autoranging for convenient operation – and to save you time.
- 42-segment analog bar graph display capability makes it easy to view quick changes.
- Bright, backlit display is easy to read under any light condition.
- RS-232 capable, may be connected to a PC for extended measurement capability with optional interface DMSC-9.
- Accessories included: (1) 9V battery, bead temperature probe (400°F/ 204°C max.), test leads, protective boot, carrying case.
- Lifetime Limited Warranty.

CAT. NO.	UPC NO.	DESCRIPTION
DM-860	07797	Industrial 500,000-Count Digital Multimeter
DM-860-C	07658	Industrial 500,000-Count Digital Multimeter
TC-20	07535	(B) Carrying Case (included)
TSG-3	12034	(B) Sure-Grip Test Leads

SPECIFICATIONS

Voltage Measurement	500.00mV; 5.0000, 50.000, 500.00, 1000.0V
Amperage Measurement	500.00, 5000.0µA; 50.000, 500.00mA; 5.0000, 10.000A
Resistance	500.00Ω; 5.0000, 50.000, 500.00kΩ; 5.0000, 50.000MΩ
Capacitance	50.00; 500.0nF; 5.000, 50.00, 500.0, 9999µF
Frequency	5Hz-200kHz sine wave; 5Hz-2MHz logic level square wave
Temperature	K type, -58°F to 1832°F (-50°C to 1000°C)
Measurement Category	CAT IV, 600V; CAT III, 1000V





Digital Multimeters

DM-800 features:

- Autoranging, 3-5/6-digit, 5000-count display for greater accuracy.
- Frequency and capacitance measurements plus diode and continuity tests standard.
- Data hold to capture measurements.
- RS-232 capable, may be connected to a PC for extended measurement capability with optional optically isolated interface DMSC-8L or DMSC-9, purchased separately.
- Low ohm range calibration, subtracts test lead resistance.
- Backlit display for easy viewing.

DM-810 also features:

- True RMS for no-compromise accuracy.

DM-820 also features:

- Record max, min and max-min readings.
- Crest capture (5ms peak hold) max, min and max-min readings.
- Relative offset display mode to see relative changes in measurements.
- Temperature measurement standard.

Accessories included: (1) 9V battery, protective boot, carrying case (DM-820, DM-810), bead temperature probe (DM-820 only, 400°F/204°C max), test leads.

- Lifetime Limited Warranty.

CAT. NO.	UPC NO.	DESCRIPTION
DM-820	07551	Digital Multimeter
DM-820-C*	07618*	Digital Multimeter
DM-810	07550	Digital Multimeter
DM-810-C*	07617*	Digital Multimeter
DM-800	07549	Digital Multimeter
DM-800-C*	07616*	Digital Multimeter
TC-20	07535	Carrying Case (included with DM-810, DM-820)
TSG-3	12034	Sure-Grip Test Leads

* Includes Certificate of Calibration

SPECIFICATIONS

Voltage Measurement	50.00, 500.0mV; 5.000, 50.00, 500.0, 1000V
Amperage Measurement	500.0, 5000µA; 50.00, 500.0mA; 5.000, 10.00A
Resistance	50.00, 500.0Ω; 5.000, 50.00, 500.0kΩ; 5.000, 50.00MΩ
Capacitance	50.00, 500.0nF; 5.000, 50.00, 500.0, 9999µF
Frequency	10Hz-125kHz
Temperature	K type, -58°F to 1832°F (-50°C to 1000°C)
Measurement Category	CAT IV, 600V; CAT III 1000V

International Tel: +1.815.397.7070
Fax: +1.815.397.9247

Canada Tel: 800.435.0786
Fax: 800.524.2853

USA Tel: 800.435.0786
Fax: 800.451.2632

Professional Plant Digital Multimeters



DM-500 features:

- Autoranging for convenient operation and to save you time.
- Record max, min, max-min and average readings and data hold.
- Relative offset display mode to see relative changes in measurements.
- Frequency, temperature, and capacitance measurements plus diode and continuity tests standard.
- Auto power off and low battery indicator.

DM-510 also features:

- HAR feature to measure harmonic content.
- True RMS for no-compromise accuracy.

- Accessories included:** (1) 9V battery, test leads, bead temperature probe.
- Lifetime Limited Warranty.

CAT. NO.	UPC NO.	DESCRIPTION
DM-510	07548	Professional Plant Digital Multimeter
DM-510-C*	07615*	Professional Plant Digital Multimeter
DM-500	07547	Professional Plant Digital Multimeter
DM-500-C*	07614*	Professional Plant Digital Multimeter
TC-20	07535	Deluxe Carrying Case
TSG-3	12034	Sure-Grip Test Leads

* Includes Certificate of Calibration

SPECIFICATIONS

Voltage Measurement	ACV – 999.9mV; 9.999, 99.99, 750.0V DCV – 999.9mV; 9.999, 99.99, 999.9V
Amperage Measurement	ACA – 400.0µA; 40.00mA; 10.0A DCA – 40.00, 400.0µA; 4.000, 40.00mA; 4.000, 10.00A
Resistance	999.9Ω; 9.999, 99.99, 999.9kΩ; 4.000, 40.00MΩ
Capacitance	1.000, 10.00, 100.0µF; 1.000, 10.00mF
Frequency	9.999, 99.99, 999.9Hz; 9.999, 50.00kHz
Temperature	K type, -4°F to 932°F (-20°C to 500°C)
Measurement Category	CAT III, 600V; CAT II, 750V AC/1000V DC

Digital Multimeters



DM-200 features:

- Autoranging for convenient operation, non-contact voltage detection and to save you time.
- Data hold to capture measurements.
- Auto power off and low battery indicator.
- RS-232 capable, may be connected to a PC for extended measurement capability with optional optically isolated interface DMSC-2.

DM-210 also features:

- Relative offset display mode to see relative changes in measurements.
- Frequency, temperature, and capacitance measurements.
- AC duty cycle.

- Accessories included:** (2) 1.5V AAA batteries, test leads, bead temperature probe (DM-210 only, 400°F/204°C max).
- Lifetime Limited Warranty.

CAT. NO.	UPC NO.	DESCRIPTION
DM-210	07546	Digital Multimeter
DM-210-C*	07613*	Digital Multimeter
DM-200	07545	Digital Multimeter
DM-200-C*	07612*	Digital Multimeter
TC-20	07535	Deluxe Carrying Case
TSG-3	12034	Sure-Grip Test Leads

* Includes Certificate of Calibration

SPECIFICATIONS

Voltage Measurement	ACV – 250.0mV; 2.500, 25.00, 250.0, 750V DCV – 250.0mV; 2.500, 25.00, 250.0, 1000V
Amperage Measurement	250.0, 2500µA; 25.00, 250.0mA; 2.500, 10.00A
Resistance	250.0Ω; 2.500, 25.00, 250.0kΩ; 2.500, 25.00MΩ
AC Detective Voltage Detection Range	30V-500V+
Capacitance	2.500, 25.00, 250.0nF; 2.500, 25.00µF
Frequency	30Hz-200kHz
Temperature	K type, -4°F to 572°F (-20°C to 300°C)
Measurement Category	CAT III, 600V; CAT II, 750V AC/1000V DC





TRMS Digital Multimeter



- True RMS for no-compromise accuracy when harmonics are present.
- Large LCD for easy viewing.
- AC/DC voltage, AC/DC amperage measurement.
- Non-contact voltage detection for identifying live lines without contacting conductors.
- Easy viewing, backlit display.
- Auto shut-off for longer battery life.
- Low battery indicator.
- Resistance measurement.
- Audible continuity and diode tests.
- Frequency measurement.
- Capacitance measurement.
- Data hold to capture measurement.
- 6000-count LCD for high resolution.
- Min/Max feature for added versatility.
- Audible input alert warns user if leads are in incorrect position.
- Lifetime Limited Warranty.

CAT. NO.	UPC NO.	DESCRIPTION
DM-350	11871	DMM, 1000V 10A RMS BL
DM-350-C*	22897*	DMM, 1000V 10A RMS BL
TSG-3	12034	Sure-Grip Test Leads

* Includes Certificate of Calibration Note: See page 358 for replacement case

SPECIFICATIONS

Amperage Measurement	600.0, 2000 μ A; 6.000, 10.00 A
Voltage Measurement	600.0 mV; 6.000, 60.00, 600.0, 1000V
Resistance Measurement	600.0 Ω ; 6.000, 60.00, 600.0 k Ω ; 6.000, 60.00 M Ω
Frequency Measurement	40 Hz minimum, 100 Hz to 60 kHz maximum, depending on function and range
Capacitance	600.0 nF; 6.000, 60.00, 600.0, 2000 μ F
Display	6000-count LCD
Measurement Category	CAT IV, 600V; CAT III, 1000V

TRMS Digital Multimeter



- True RMS for no-compromise accuracy when harmonics are present.
- Large LCD for easy viewing.
- AC/DC voltage, AC/DC amperage measurement.
- Non-contact voltage detection for identifying live lines without contacting conductors.
- Auto shut-off for longer battery life.
- Low battery indicator.
- Resistance measurement.
- Audible continuity and diode tests.
- Frequency measurement.
- Capacitance measurement.
- Data hold to capture measurement.
- 6000-count LCD for high resolution.
- Min/Max feature for added versatility.
- Audible input alert warns user if leads are in incorrect position.
- Lifetime Limited Warranty.

CAT. NO.	UPC NO.	DESCRIPTION
DM-330	11870	DMM, 1000V 10A RMS
DM-330-C*	22895*	DMM, 1000V 10A RMS
TSG-3	12034	Sure-Grip Test Leads

* Includes Certificate of Calibration Note: See page 358 for replacement case

SPECIFICATIONS

Amperage Measurement	6.000, 10.00 A
Voltage Measurement	600.0 mV; 6.000, 60.00, 600.0, 1000V
Resistance Measurement	600.0 Ω ; 6.000, 60.00, 600.0 k Ω ; 6.000, 60.00 M Ω
Frequency Measurement	40 Hz minimum, 100 Hz to 60 kHz maximum, depending on function and range
Capacitance	600.0 nF; 6.000, 60.00, 600.0, 2000 μ F
Display	6000-count LCD
Measurement Category	CAT IV, 600V; CAT III, 1000V

Averaging Digital Multimeter



- Use to measure voltage, resistance, current and continuity.
- Excellent for measuring AC voltage of electrical circuits.
- AC/DC voltage, AC/DC amperage measurement.
- Non-contact voltage detection for identifying live lines without contacting conductors.
- Auto shut-off for longer battery life.
- Low battery indicator.
- Resistance measurement.
- Audible continuity and diode tests.
- Frequency measurement.
- Capacitance measurement.
- Data hold to capture measurement.
- 6000-count LCD for high resolution.
- Min/Max feature for added versatility.
- Audible input alert warns user if leads are in incorrect position.
- Lifetime Limited Warranty.

CAT. NO.	UPC NO.	DESCRIPTION
DM-310	11869	DMM, 1000V 10A AVG
DM-310-C*	22894*	DMM, 1000V 10A AVG
TSG-3	12034 R	Sure-Grip Test Leads

* Includes Certificate of Calibration
Note: See page 358 for replacement case

SPECIFICATIONS

Amperage Measurement	6.000, 10.00 A
Voltage Measurement	600.0 mV; 6.000, 60.00, 600.0, 1000V
Resistance Measurement	600.0 Ω; 6.000, 60.00, 600.0 kΩ; 6.000, 60.00 MΩ
Frequency Measurement	40 Hz minimum, 100 Hz to 60 kHz maximum, depending on function and range
Capacitance	600.0 nF; 6.000, 60.00, 600.0, 2000 μF
Display	6000-count LCD
Measurement Category	CAT IV, 600V; CAT III, 1000V

TRMS Digital Multimeter



- Use to measure voltage, resistance, and continuity.
- Excellent for measuring AC voltage of electrical circuits.
- AC/DC voltage measurement.
- Non-contact voltage detection for identifying live lines without contacting conductors.
- True RMS for the most accurate measurement when harmonics are present.
- Auto shut-off for longer battery life.
- Low battery indicator.
- Resistance measurement.
- Audible continuity and diode tests.
- Data hold to capture measurement.
- 6000-count LCD for high resolution.
- Min/Max feature for added versatility.
- Lifetime Limited Warranty.



CAT. NO.	UPC NO.	DESCRIPTION
DM-300	11868	DMM, 1000V RMS
DM-300-C*	22893*	DMM, 1000V RMS
TSG-3	12034 R	Sure-Grip Test Leads

* Includes Certificate of Calibration
Note: See page 358 for replacement case

SPECIFICATIONS

Voltage Measurement	600.0 mV; 6.000, 60.00, 600.0, 1000V
Resistance Measurement	600.0 Ω; 6.000, 60.00, 600.0 kΩ; 6.000, 60.00 MΩ
Frequency Measurement	40 Hz minimum, 100 Hz to 60 kHz maximum, depending on function and range
Display	6000-count LCD
Measurement Category	CAT IV, 600V; CAT III, 1000V





Manual Ranging Multimeter



- A perfect choice for residential and light commercial use.
- Includes elastomer boot to protect meter from damage.
- AC/DC voltage, AC/DC amperage measurement.
- Resistance measurement.
- Audible continuity and diode tests.
- Frequency measurement in voltage mode.
- Data hold to capture measurement.
- Max feature for added versatility.
- Lifetime Limited Warranty.

CAT. NO.	UPC NO.	DESCRIPTION
DM-60	12040	DMM, 600V AC/DC
TSG-3	12034	Sure-Grip Test Leads

SPECIFICATIONS

Amperage Measurement	200.0 μ A; 2.000, 20.00, 200.0 mA; 10.00 A
Voltage Measurement	200.0 mV; 2.000, 20.00, 200.0, 600V
Resistance Measurement	200.0 Ω ; 2.000, 20.00, 200.0 k Ω ; 2.000, 20.00 M Ω
Frequency Measurement	2 k to 10 MHz
Measurement Category	CAT III, 300V; CAT II, 600V

Manual Ranging Multimeter



- Multi-purpose meter for most electrical needs.
- Includes elastomer boot to protect meter from damage.
- AC/DC voltage, DC amperage measurement.
- Temperature measurement using type K thermocouple.
- Audible continuity and diode tests.
- Tests 1.5V and 9V batteries.
- Lifetime Limited Warranty.

CAT. NO.	UPC NO.	DESCRIPTION
DM-40	12039	DMM, 600V AC/DC w/ temp
TSG-3	12034	Sure-Grip Test Leads

SPECIFICATIONS

Amperage Measurement	DC A: 20.00, 200.0 mA
Voltage Measurement	AC V: 200.0, 600 V; DC V: 200.0, 2000 mV; 20.00, 200.0, 600 V
Resistance Measurement	200.0, 2000 Ω ., 20.00, 200.0 k Ω .; 20.00 M Ω
Temperature Measurement	-40 to 1832° F (-40 to 1000° C)
Measurement Category	CAT III, 300V; CAT II, 600V

Manual Ranging Multimeter



- Use to measure voltage and check batteries.
- Great for measuring current of small electronic circuits.
- Includes elastomer boot to protect meter from damage.
- AC/DC voltage, DC amperage measurement.
- Resistance measurement.
- Audible continuity and diode tests.
- Tests 1.5V and 9V batteries.
- Lifetime Limited Warranty.

CAT. NO.	UPC NO.	DESCRIPTION
DM-20	12037	DMM, 300V AC/DC

SPECIFICATIONS

Amperage Measurement	DC A: 2000 μ A; 20.00, 200.0 mA
Voltage Measurement	AC V: 200.0, 300 V; DC V: 200.0, 2000 mV; 20.00, 200.0, 300 V
Resistance Measurement	200.0, 2000 Ω ; 20.00, 200.0, 2000 k Ω
Measurement Category	CAT II, 300V



PDMM-20 Pocket Multimeter



- Auto-select mode for hassle-free use.
- Low impedance eliminates stray or “ghost” voltage readings.
- AC/DC voltage measurement.
- Hassle-free, automatic measurement of voltage and resistance.
- Autoranging for quick, convenient measurements.
- Non-contact voltage detection for identifying live lines without contacting conductors.
- Intelligent Auto-Off for longer battery life.
- Low battery indicator.
- Resistance measurement.
- Audible continuity test.
- Frequency measurement in voltage mode.
- Capacitance measurement.
- 6000-count LCD for high resolution.
- Accessories included: (1) 3 V battery (CR2032), carrying case.
- Lifetime Limited Warranty.

SPECIFICATIONS

Voltage Measurement	6.000, 60.00, 450.0 V
Resistance Measurement	600.0Ω; 6.000, 60.00, 600.0 kΩ; 6.000 MΩ
Capacitance	100.0, 1000 nF; 10.00, 100.0 μF
Display	6000-count LCD
Measurement Category	CAT II, 450 V; CAT III, 300 V

CAT. NO.	UPC NO.	DESCRIPTION
PDMM-20	11689	Pocket Multimeter

Analog Multimeter



- Easy to read, multi-function display.
- AC/DC voltage, DC amperage measurement.
- Built-in test leads, no loose parts to lose.
- Resistance measurement.
- Tests 1.5 V and 9 V batteries.
- Accessories included: (1) 1.5 V AA battery.
- Lifetime Limited Warranty.

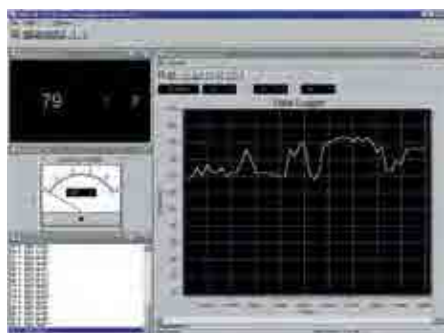
SPECIFICATIONS

Amperage Measurement	DC A: 30, 500 mA
Voltage Measurement	AC V: 15, 50, 150, 300 V; DC V: 5, 15, 50, 150, 300 V
Resistance Measurement	10, 100K Ω, 1 MΩ
Measurement Category	CAT II, 300V per UL; 61010B-1

CAT. NO.	UPC NO.	DESCRIPTION
AM-6	12725	Analog Multimeter

MULTIMETER ACCESSORIES

RS-232 Interface Kits



DMSC-8L

See both digital and analog meter readouts on-screen, plus a large, easy-to-read graph of logged values – in this case, a thermocouple monitoring air temperature in a forced-air furnace duct.

- Connects to a PC serial port for data storage and retrieval from Greenlee digital multimeters.
- Allows retrieval of stored data and real-time data logging and graphing.
- Retrieve stored data log from DML-series.
- Export data to disk for analysis with any spreadsheet.
- Lifetime Limited Warranty.

CAT. NO.	UPC NO.	DESCRIPTION
DMSC-2	07555	For 200-Series Digital Multimeters
DMSC-9	07755	For DM-800 Series and DML-Series Digital Multimeters

SPECIFICATIONS

Software Requirements	Windows ME/98/95 or Windows XP/2000/NT4
Hardware Requirements	CPU and memory – minimum Windows requirement. Monitor – at least 640 x 480, 800 x 600 recommended. Hard disk – at least 20 megabytes free space. Connection – free serial COM port with 9-pin connector.





CLAMP-ON METERS

Clamp-on Meter Comparison Guide

FEATURE	CMGRT-100	CMP-200	CMI-200	CMI-100	CM-1550	CM-1500	CM-1350	CM-1300
True RMS		•	•	•	•		•	
DCA (A max)		2000	2500	1000	1000	1000		
Maximum resolution (A)		0.1	0.1	0.1	0.1	0.1		
Best accuracy (%)		1.5	1.5	2.0	1.2	1.2		
ACA (A max)	30	2000	2100	1000	1000	1000	1000	1000
Maximum resolution (A)	1mA	0.1	0.1	0.1	0.1	0.1	0.1	0.1
Best accuracy (%)	2.5	1.5	1.5	2.0	1.9	1.9	1.9	1.9
DCV (V max)		600	600	600	1000	1000	1000	1000
Maximum resolution (V)		0.1	0.1mV	0.1mV	0.1	0.1	0.1	0.1
Best accuracy (%)		1.5	1.5	0.75	0.7	0.7	0.7	0.7
ACV (V max)		600	600	600	750	750	750	750
Maximum resolution (V)		0.1	0.1mV	0.1mV	0.1	0.1	0.1	0.1
Best accuracy (%)		1.5	1.5	1.2	1.0	1.0	1.0	1.0
Resistance (Ω)	1200		40M	40M	400	400	400	400
Maximum resolution (Ω)	0.01		0.1	0.1	0.1	0.1	0.1	0.1
Best accuracy (%)	1.5		1.5	1.0	1.0	1.0	1.0	1.0
Continuity and beeper			•	•	•	•	•	•
Diode test			•	•				
Capacitance								
Frequency		•	•	•	•	•	•	•
Frequency response (Hz)	47-800	40-400	40-1k	40-450	50-500	50-500	50-500	50-500
Temperature (T1)								
Jaw opening	1.25" (32 mm)	2.17" (55 mm)	2.17" (55 mm)	1.81" (46 mm)	2.0" (51 mm)	2.0" (51 mm)	1.85" (47 mm)	1.85" (47 mm)
Display type	Digital	Dual Digital	Digital	Digital	Digital	Digital	Digital	Digital
Display update X/sec		2	2	2	2.5	2.5	2.5	2.5
Count	3000	4000	4000	4000	4000	4000	4000	4000
Analog bar graph			40 segments	40 segments	42 segments	42 segments	42 segments	42 segments
Analog update X/sec			20	20	13	13	13	13
Zoom analog bar graph								
Low battery indicator		•	•	•	•	•	•	•
Autoranging	•	•	•	•	•	•	•	•
Auto power off	•		•	•	•	•	•	•
Peak hold				•	•	•	•	•
Data hold	•	•	•	•	•	•	•	•
Min, max			•	•	•	•	•	•
Data logging								
Power factor		•						
True power (kW)		1200						
Apparent Power (kVA)		1200						
Measurement Category	III, 150V	III, 600V	III, 600V	III, 600V	IV, 600V III, 1000V	IV, 600V III, 1000V	IV, 600V III, 1000V	IV, 600V III, 1000V
UL	•	•	•	•	•	•	•	•
cUL or CSA		•	•	•	•	•	•	•
CE	•	•	•	•	•	•	•	•

Clamp-on Meter Comparison Guide

FEATURE	CM-950	CM-900	CM-850	CM-800	CM-600	CMT-90	CMT-80	CM-450	CM-410	CM-330
True RMS	•		•			•		•		
DCA (A max)	600	600								
Maximum resolution (A)	0.1	0.1								
Best accuracy (%)	1.2	1.2								
ACA (A max)	600	600	600	600	600	600	400	600	400	400
Maximum resolution (A)	0.1	0.1	0.1	0.1	0.1	0.1	0.1	0.01	0.1	0.01
Best accuracy (%)	1.9	1.9	1.9	1.9	1.9	1.9	1.8	1.5	1.9	2.0
DCV (V max)	600	600	600	600	600	1000	600	600	600	
Maximum resolution (V)	0.1	0.1	0.1	0.1	1	0.1	0.1	0.1mV	0.1	
Best accuracy (%)	0.7	0.7	0.7	0.7	0.8	1.0	1.0	0.3	1.0	
ACV (V max)	600	600	600	600	600	1000	600	600	600	
Maximum resolution (V)	0.1	0.1	0.1	0.1	1	0.1	0.1	1mV	0.1	
Best accuracy (%)	1.0	1.0	1.0	1.0	1.2	1.5	1.5	1.5	1.5	
Resistance (Ω)	400	400	400	400	2000	2000	2000	40M	20M	
Maximum resolution (Ω)	0.1	0.1	0.1	0.1	1	0.1	1	0.1	0.1	
Best accuracy (%)	1.0	1.0	1.0	1.0	1.5	2.0	2.0	0.6	0.7	
Continuity and beeper	•	•	•	•	•	•	•	•	•	
Diode test								•		
Capacitance										
Frequency	•	•	•	•				•		
Frequency response (Hz)	50-500	50-500	50-400	50-400	40-500	50-500	50-60	50-60	50-500	50-60
Temperature (T1)										
Jaw opening	1.38" (35 mm)	1.38" (35 mm)	1.34" (34 mm)	1.34" (34 mm)	1.38" (35 mm)	1.34" (34 mm)	1.06" (27 mm)	1.02" (26 mm)	1.06" (27 mm)	1.18" (30 mm)
Display type	Digital	Digital	Digital	Digital	Digital	Digital	Digital	Digital	Digital	Digital
Display update X/sec	2.5	2.5	2.5	2.5	4		1 to 4	3	1.5	25
Count	4000	4000	4000	4000	2000	10,000	6000	4000	2000	2000
Analog bar graph	42 segments	42 segments	42 segments	42 segments						
Analog update X/sec	13	13	13	13						
Zoom analog bar graph										
Low battery indicator	•	•	•	•	•	•	•	•	•	•
Autoranging	•	•	•	•				•	•	
Auto power off	•	•	•	•	•	•	•	•	•	
Peak hold	•	•	•	•				•	•	
Data hold	•	•	•	•	•	•	•	•	•	•
Min, max	•	•	•	•						max only
Data logging										
Power factor										
True power (kW)										
Apparent Power (kVA)										
Measurement Category	III, 600V	III, 600V	III, 600V	III, 600V	III, 600V	IV, 600V III, 1000V	III, 600V	III, 600V	III, 600V	III, 600V
UL	•	•	•	•	•	•	•	•	•	•
cUL or CSA	•	•	•	•	•	•	•	•	•	•
CE	•	•	•	•	•	•	•	•	•	•

Testing & Measurement



USA Tel: 800.435.0786
Fax: 800.451.2632

Canada Tel: 800.435.0786
Fax: 800.524.2853

International Tel: +1.815.397.7070
Fax: +1.815.397.9247



Ground Resistance Tester



- Reads ground resistance down to 0.10Ω.
- Fully autoranging with data hold to capture readings.
- Convenient alarm and 99-point memory functions.
- Measures up to 30A RMS ground or leakage current.
- Measures currents down to 1mA.
- Accessories included: (1) 9V battery, molded carrying case, test resistance loop.
- Lifetime Limited Warranty.

CAT. NO.	UPC NO.	DESCRIPTION
CMGRT-100	07653	Ground Resistance Tester
CMGRT-100-C*	07730*	Ground Resistance Tester

* Includes Certificate of Calibration

SPECIFICATIONS

Ground Resistance Measurement	0.10 to 1200Ω
Ground/Leakage Current Measurement	299mA; 2.999A, 29.99A
Display	3-3/4-digit LCD, 2999-count
Jaw Opening	1.25" (32 mm)
Measurement Category	CAT III, 150V

2000A Power Clamp



- True RMS for accurate measurement when harmonics are present.
- Extra high capacity 2000A measurement.
- Measures True Power, Apparent Power, Reactive Power, Power Factor, voltage, current and frequency.
- Calculates total power and power factor on 3-phase, 3-wire, and 3-phase, 4-wire, and 1-phase, 3-wire circuits using stored measurement.
- Stores up to 4 sets of measurements for calculation on multi-phase and multi-wire circuits.
- Large, easy-to-read, dual 4-digit, 4000-count LCD display for high resolution.
- Instantly recall the calculated Power Factor.
- Accessories included: (1) 9V battery, test leads, carrying case.
- Lifetime Limited Warranty.

CAT. NO.	UPC NO.	DESCRIPTION
CMP-200	07568	2000A Power Clamp
CMP-200-C*	07635*	2000A Power Clamp
TLK-1	12035	Ⓡ Test Leads

* Includes Certificate of Calibration
Note: See page 358 for replacement case

SPECIFICATIONS

True Power	99.99, 999.9, 1200kW
Reactive Power	99.99, 999.9, 1200kVAR
Amperage Measurement	499.9, 2000A
Voltage Measurement	499.9, 600V
Frequency	10Hz-1000Hz
Jaw Opening	2.17" (55 mm)
Measurement Category	CAT III, 600V

2500A Industrial Clamp Meter



- True RMS for accurate measurement when harmonics are present.
- High capacity 2500A DC, 2100A AC amperage measurement.
- 600V AC/DC voltage, frequency, and resistance measurements for maximum versatility.
- Peak hold, min-max, relative offset and analog bar graph to help monitor power changes.
- Produces 1mV per amp output to allow use as a remote transducer, linked to a multimeter or oscilloscope.
- Auto power off for longer battery life.
- Accessories included: (1) 9V battery, test leads, carrying case.
- Lifetime Limited Warranty.

CAT. NO.	UPC NO.	DESCRIPTION
CMI-200	07567	2500A Industrial Clamp Meter
CMI-200-C*	07634*	2500A Industrial Clamp Meter
TLK-1	12035 B	Test Leads

* Includes Certificate of Calibration
Note: See page 358 for replacement case

SPECIFICATIONS

Amperage Measurement	AC – 400.0, 2100A; DC – 400.0, 2500A
Voltage Measurement	AC – 4.000, 40.00, 400.0, 600V DC – 400.0mV; 4.000, 40.00, 400.0, 600V
Display	3-3/4-digit, 4000-count (9999 for frequency)
Frequency	99.99, 999.9Hz; 9.999, 99.99, 999.9kHz
Resistance	400.0Ω; 4.000, 40.00, 400.0kΩ; 4.000, 40.00MΩ
Jaw Opening	2.17" (55 mm)
Voltage Output	1mV output per 1 amp input
Measurement Category	CAT III, 600V

Industrial Clamp Meter



- High capacity 1000A AC/DC amperage measurement.
- 600V AC/DC voltage, frequency, and resistance measurements for maximum versatility.
- Continuity and diode tests with audible and visual indicators.
- Accessories included: (1) 9V battery, test leads, carrying case.
- Lifetime Limited Warranty.

CAT. NO.	UPC NO.	DESCRIPTION
CMI-100	07564	Industrial Clamp Meter
CMI-100-C*	07631*	Industrial Clamp Meter
TLK-1	12035 B	Test Leads

* Includes Certificate of Calibration
Note: See page 358 for replacement case

SPECIFICATIONS

Amperage Measurement	400.0, 1000A
Voltage Measurement	AC - 4.000, 40.00, 400.0, 600V DC - 400.0mV; 4.000, 40.00, 400.0, 600V
Display	3-3/4-digit, 4000-count (9999 for frequency)
Frequency	Voltage Mode - 99.99, 999.9Hz; 9.999, 99.99, 800.0kHz Current Mode - 99.99, 999.9Hz
Resistance	400.0Ω; 4.000, 40.00, 400.0kΩ; 4.000, 40.00MΩ
Jaw Opening	1.81" (46 mm)
Measurement Category	CAT III, 600V

Testing & Measurement



USA Tel: 800.435.0786
Fax: 800.451.2632

Canada Tel: 800.435.0786
Fax: 800.524.2853

International Tel: +1.815.397.7070
Fax: +1.815.397.9247



1000A AC/DC True RMS Clamp Meter



- True RMS for the most accurate measurement when harmonics are present.
- AC/DC amperage, AC/DC voltage, frequency and resistance measuring capability.
- Dual Hall sensor for the most accurate measurements.
- Easy-to-read backlit display for use in low light conditions.
- Peak and data hold to capture measurement.
- MIN/MAX feature for added versatility.
- Analog bar graph to view quick changes.
- Audible continuity test.
- Selectable Auto Off for longer battery life.
- Accessories included: (1) 9V battery, test leads, carrying case.
- Lifetime Limited Warranty.

CAT. NO.	UPC NO.	DESCRIPTION
CM-1550	07799	True RMS Clamp Meter
CM-1550-C*	10863*	True RMS Clamp Meter
TLK-1	12035 R	Test Leads

* Includes Certificate of Calibration
Note: See page 358 for replacement case

SPECIFICATIONS	
Amperage Measurement	400.0, 1000A
Voltage Measurement	AC V: 400.0, 750V; DC V: 400.0, 1000V
Resistance	400.0Ω
Frequency	0.400kHz
Display	4000-count LCD display
Jaw Opening	2.0" (51 mm)
Measurement Category	CAT IV, 600V CAT III, 750V AC/1000V DC

1000A AC/DC Clamp Meter



- AC/DC amperage, AC/DC voltage, frequency and resistance measuring capability.
- Dual Hall sensor for the most accurate measurements.
- Easy-to-read backlit display for use in low light conditions.
- Peak and data hold to capture measurement.
- MIN/MAX feature for added versatility.
- Analog bar graph to view quick changes.
- Audible continuity test.
- Selectable Auto Off for longer battery life.
- Accessories included: (1) 9V battery, test leads, carrying case.
- Lifetime Limited Warranty.

CAT. NO.	UPC NO.	DESCRIPTION
CM-1500	07798	Clamp Meter
CM-1500-C*	10862*	Clamp Meter
TLK-1	12035 R	Test Leads

* Includes Certificate of Calibration
Note: See page 358 for replacement case

SPECIFICATIONS	
Amperage Measurement	400.0, 1000A
Voltage Measurement	AC V: 400.0, 750V; DC V: 400.0, 1000V
Resistance	400.0Ω
Frequency	0.400kHz
Display	4000-count LCD display
Jaw Opening	2.0" (51 mm)
Measurement Category	CAT IV, 600V per IEC 61010-1 CAT III, 750V AC/1000V DC

1000A AC True RMS Clamp Meter



- True RMS for the most accurate measurement when harmonics are present.
- AC amperage, AC/DC voltage, frequency and resistance measuring capability.
- Easy-to-read backlit display for use in low light conditions.
- Peak and data hold to capture measurement.
- MIN/MAX feature for added versatility.
- Analog bar graph to view quick changes.
- Audible continuity test.
- Selectable Auto Off for longer battery life.
- Accessories included: (1) 9V battery, test leads, carrying case.
- Lifetime Limited Warranty.

CAT. NO.	UPC NO.	DESCRIPTION
CM-1350	07733	True RMS Clamp Meter
CM-1350-C*	10861*	True RMS Clamp Meter
TLK-1	12035 B	Test Leads

* Includes Certificate of Calibration
Note: See page 358 for replacement case

SPECIFICATIONS

Amperage Measurement	0 - 400.0, 1000A
Voltage Measurement	AC V: 400.0, 750V DC V: 400.0, 1000V
Resistance	0-400.0Ω
Frequency	0.400kHz
Display	4000-count LCD display
Jaw Opening	1.85" (47 mm)
Measurement Category	CAT IV, 600V CAT III, 750V AC/1000V DC

1000A AC Clamp Meter



- AC amperage, AC/DC voltage, frequency and resistance measuring capability.
- Easy-to-read backlit display for use in low light conditions.
- Peak and data hold to capture measurement.
- MIN/MAX feature for added versatility.
- Analog bar graph to view quick changes.
- Audible continuity test.
- Selectable Auto Off for longer battery life.
- Accessories included: (2) 1.5 V AA batteries, test leads, carrying case.
- Lifetime Limited Warranty.

CAT. NO.	UPC NO.	DESCRIPTION
CM-1300	07732	Clamp Meter
CM-1300-C*	10860*	Clamp Meter
TLK-1	12035 B	Test Leads

* Includes Certificate of Calibration
Note: See page 358 for replacement case

SPECIFICATIONS

Amperage Measurement	0 - 400.0, 1000A
Voltage Measurement	AC V: 400.0, 750 V DC V: 400.0, 1000V
Resistance	0-400.0Ω
Frequency	0.400kHz
Display	4000-count LCD display
Jaw Opening	1.85" (47 mm)
Measurement Category	CAT IV, 600V CAT III, 750V AC/1000V DC

Testing & Measurement



USA Tel: 800.435.0786
Fax: 800.451.2632

Canada Tel: 800.435.0786
Fax: 800.524.2853

International Tel: +1.815.397.7070
Fax: +1.815.397.9247



600A AC/DC True RMS Clamp Meter



- True RMS for the most accurate measurement when harmonics are present
- AC/DC amperage, AC/DC voltage, frequency and resistance measuring capability.
- Dual Hall sensor for DC amperage accuracy.
- Easy-to-read backlit display for use in low light conditions.
- Peak and data hold to capture measurement.
- MIN/MAX feature for added versatility.
- Analog bar graph to view quick changes.
- Auto zero for DCA measurement.
- Selectable Auto Off for longer battery life.
- Accessories included: (1) 9V battery, test leads, carrying case.
- Lifetime Limited Warranty.

CAT. NO.	UPC NO.	DESCRIPTION
CM-950	07700	AC/DC True RMS Clamp Meter
CM-950-C*	10859*	AC/DC True RMS Clamp Meter
TLK-1	12035 R	Test Leads

* Includes Certificate of Calibration
Note: See page 358 for replacement case

SPECIFICATIONS

Amperage Measurement	400.0, 600A
Voltage Measurement	400.0, 600V
Resistance	400.0Ω
Frequency	0.400kHz
Display	4000-count LCD
Jaw Opening	1.38" (35 mm)
Measurement Category	CAT III, 600V

600A AC/DC Clamp Meter



- AC/DC amperage, AC/DC voltage, frequency and resistance measuring capability.
- Dual Hall sensor for DC amperage accuracy.
- Easy-to-read backlit display for use in low light conditions.
- Peak and data hold to capture measurement.
- MIN/MAX feature for added versatility.
- Analog bar graph to view quick changes.
- Auto zero for DCA measurement.
- Selectable Auto Off for longer battery life.
- Accessories included: (1) 9V battery, test leads, carrying case.
- Lifetime Limited Warranty.

CAT. NO.	UPC NO.	DESCRIPTION
CM-900	07699	AC/DC Clamp Meter
CM-900-C*	10858*	AC/DC Clamp Meter
TLK-1	12035 R	Test Leads

* Includes Certificate of Calibration
Note: See page 358 for replacement case

SPECIFICATIONS

Amperage Measurement	400.0, 600A
Voltage Measurement	400.0, 600V
Resistance	400.0Ω
Frequency	0.400kHz
Display	4000-count LCD display
Jaw Opening	1.38" (35 mm)
Measurement Category	CAT III, 600V

600A AC True RMS Clamp Meter



- True RMS for the most accurate measurement when harmonics are present.
- AC amperage, AC/DC voltage, frequency and resistance measuring capability.
- Easy-to-read backlit display for use in low light conditions.
- Peak and data hold to capture measurement.
- MIN/MAX feature for added versatility.
- Analog bar graph to view quick changes.
- Selectable Auto Off for longer battery life.
- Accessories included: (1) 9V battery, test leads, carrying case.
- Lifetime Limited Warranty.

CAT. NO.	UPC NO.	DESCRIPTION
CM-850	07666	True RMS Clamp Meter
CM-850-C*	10857*	True RMS Clamp Meter
TLK-1	12035 B	Test Leads

* Includes Certificate of Calibration
 Note: See page 358 for replacement case

SPECIFICATIONS

Amperage Measurement	AC - 400.0, 600A
Voltage Measurement	400.0, 600V
Resistance	400.0Ω
Frequency	0.400kHz
Display	4000-count LCD
Jaw Opening	1.34" (34mm)
Measurement Category	CAT III, 600V

Testing & Measurement



600A AC Clamp Meter



- AC amperage, AC/DC voltage, frequency and resistance measuring capability.
- Easy-to-read backlit display for use in low light conditions.
- Peak and data hold to capture measurement.
- MIN/MAX feature for added versatility.
- Analog bar graph to view quick changes.
- Selectable Auto Off for longer battery life.
- Accessories included: (2) 1.5 V AA batteries, test leads, carrying case.
- Lifetime Limited Warranty.

CAT. NO.	UPC NO.	DESCRIPTION
CM-800	07664	Clamp Meter
CM-800-C*	10856*	Clamp Meter
TLK-1	12035 B	Test Leads

* Includes Certificate of Calibration
 Note: See page 358 for replacement case

SPECIFICATIONS

Amperage Measurement	AC - 400.0, 600A
Voltage Measurement	400.0, 600V
Resistance	400.0Ω
Frequency	0.400kHz
Display	4000-count LCD display
Jaw Opening	1.34" (34mm)
Measurement Category	CAT III, 600V

USA Tel: 800.435.0786
 Fax: 800.451.2632

Canada Tel: 800.435.0786
 Fax: 800.524.2853

International Tel: +1.815.397.7070
 Fax: +1.815.397.9247



AC Clamp-on Meter



CM-600 features:

- Both AC amperage and AC/DC voltage measurement.
- Resistance measurement up to 2000Ω.
- Auto power off for longer battery life.
- Accessories included: (1) 9V battery, test leads, carrying case.
- Lifetime Limited Warranty.

CAT. NO.	UPC NO.	DESCRIPTION
CM-600	07593	AC Clamp-on Meter
CM-600-C*	07625*	AC Clamp-on Meter
TLK-1	12035	B Test Leads

* Includes Certificate of Calibration
Note: See page 358 for replacement case

SPECIFICATIONS

Amperage Measurement	600A AC
Voltage Measurement	600V
Display	3-1/2-digit LCD, 2000-count
Resistance	2000Ω
Jaw Opening	1.38" (35 mm)
Measurement Category	CAT III, 600V

True RMS Clamp Meter

NEW



- AC amperage, AC/DC voltage measurement.
- True RMS for the most accurate measurement where harmonics are present.
- Quick, easy operation.
- Auto power off for longer battery life.
- Resistance measurement.
- Audible continuity and diode tests.
- Frequency measurement.
- Data hold to capture measurement.
- 4000 count LCD.
- Accessories included: 3V Standard button battery (IEC-CR 2032; ANSI-NEDA 54004LC)
- Lifetime Limited Warranty.

CAT. NO.	UPC NO.	DESCRIPTION
CM-450	12726	AC Clamp-on Meter, True RMS

SPECIFICATIONS

Amperage Measurement	40.00, 400.0, 600 A AC
Jaw Opening	1.02" (26 mm)
Display	LCD, 4000-count
Voltage	4.000, 40.00, 400.0, 600 V AC 400.0 mV, 4.000, 40.00, 400.0, 600V DC
Resistance	400.0Ω; 4.000, 40.00, 400.0kΩ; 4.000, 40.00MΩ
Measurement Category	CAT III, 600V per UL 61010-1

AC Clamp-on Meter



- Measures to 600 volts AC and DC, and 400 amps AC.
- Data hold to capture important readings.
- Audible continuity test.
- Auto power off for longer battery life.
- Accessories included: (1) 1.5V AAA battery, test leads, carrying case.
- Lifetime Limited Warranty.

CAT. NO.	UPC NO.	DESCRIPTION
CM-410	73420	AC Clamp-on Meter, 400A
TLK-1	12035 B	Test Leads

Note: See page 358 for replacement case

SPECIFICATIONS	
Amperage Measurement	200.0, 400A AC
Jaw Opening	1.06" (27 mm)
Display	3-1/2-digit LCD, 2000-count
Voltage	200.0, 600V
Resistance	200.0Ω; 2.000, 20.00, 200.0kΩ; 2.000, 20.00MΩ
Measurement Category	CAT III, 600V

Clamp-on Meter



- AC current measuring capability up to 400 amps.
- Compact size, fits easily into tool pouch.
- Data hold and Max hold to capture important readings.
- 2000-Count LCD.
- Lifetime Limited Warranty.
- Accessories included: (1) 9V battery, carrying case.
- Lifetime Limited Warranty.

CAT. NO.	UPC NO.	DESCRIPTION
CM-330	11865	Clampmeter, 400A AC

Note: See page 358 for replacement case

SPECIFICATIONS	
Amperage Measurement	20.00, 200.0, 400 A AC
Display	2000-count LCD
Jaw Opening	1.18" (30 mm)
Measurement Category	CAT III, 600 V per UL 61010B-1

Testing & Measurement



USA Tel: 800.435.0786
Fax: 800.451.2632

Canada Tel: 800.435.0786
Fax: 800.524.2853

International Tel: +1.815.397.7070
Fax: +1.815.397.9247



CLAMP-ON ACCESSORIES

3000A Clamp-on Adapter



- Flexible clamp for easy “fishing” around a conductor.
- 3000A AC current measuring accessory.
- 24" long.
- Perfect for any multimeter that reads AC millivolts.
- Accessories included: (1) 9V battery.
- Lifetime Limited Warranty.

CAT. NO.	UPC NO.	DESCRIPTION
CMAF-3000	07533	3000A Clamp-on Adapter
CMAF-3000-C*	07608*	3000A Clamp-on Adapter

* Includes Certificate of Calibration

SPECIFICATIONS

Amperage Measurement	300, 3000A
Voltage Output	300A – 10mV output per 1 amp input 3000A – 1mV output per 1 amp input
Clamp Length	24" (610 mm)
Measurement Category	CAT III, 1000V

AC/DC Clamp-on Current Adapter



- AC/DC current measuring accessory.
- Measure up to 600 amps.
- Perfect for any multimeter that reads AC and DC millivolts.
- Accessories included: (1) 9V battery.
- Lifetime Limited Warranty.

CAT. NO.	UPC. NO.	DESCRIPTION
CMA-60	07531	AC/DC Clamp-on Current Adapter

SPECIFICATIONS

Amperage Measurement	0-600A
Voltage Output	100 amp range – 10mV output per 1 amp input 600 amp range – 1mV output per 1 amp input
Jaw Opening	1.38" (35 mm)
Measurement Category	CAT III, 300V; CAT II, 600V

Clamp-on Current Adapter



- AC current measuring accessory.
- Measures up to 400A AC.
- Perfect for any multimeter that reads AC millivolts.
- Lifetime Limited Warranty.

CAT. NO.	UPC. NO.	DESCRIPTION
CMA-40	07530	Clamp-on Current Adapter

SPECIFICATIONS

Amperage Measurement	0.1-400A
Voltage Output	1mV per 1 amp input
Jaw Opening	1.18" (30 mm)
Measurement Category	CAT III, 300V; CAT II, 600V

93-30 Line Splitter (NEMA 5-15)



- For use with all models of clamp-on meters.
- Splits lines for independent testing with clamp-on meter.
- Lifetime Limited Warranty.

CAT. NO.	UPC. NO.	DESCRIPTION
93-30	34452	93-30 Line Splitter (NEMA 5-15)

SPECIFICATIONS

Size	4-5/8" x 1-3/4" (118 mm x 45 mm)
Weight	0.1 lb. (45g)

CIRCUIT TRACING

Circuit Tracer Application Guide

FINDER	CIRCUIT SEEKER	OPEN CIRCUIT	CLOSED CIRCUIT	BREAKER FINDER	BREAKER FINDER
	2011	2008	2007	2072	2072K
Locate and identify breakers	•	• ¹	•	•	•
Locate and identify fuses	•	• ¹	•	•	•
Locate and identify blown fuses	•	•			
Trace concealed wiring in walls and floors	•	•	•		
Locate junction box relays and transformers	•	•	•		
Locate switch gear	•	•	•		
Find shorts to ground	•	•	•		
Trace wires in PVC (nonmetallic conduit)	•	•	•		
Find opens in a circuit	•	•			
Localize power and lighting panels	•	•	•		
Operate on energized circuits	•	• ¹	•	•	•
Operate on low voltage circuits	•	•	•		
Operate on high voltage circuits (600VAC)	•				
Operate on unenergized circuits	•	•	• ³		
Trace shielded cable	• ²	• ²			
Trace metal conduit	• ⁴		•		
Sort wires and trace coax cable	•	•			
Auto gain circuitry for improved accuracy	•				
AC voltage range	0-600V	0-480V	9-300V	110-120V	80-277V
DC voltage range	0-600V	0-480V	9-300V		
Distance – receiver from transmitter	300 ft.-4 mi. ⁵ (915 m-6.5 km)	3000-4000 ft. (915 m-1220 m)	3-4 miles (4.9 km-6.5 km)	300 ft. (91.4 m)	300 ft. (91.4 m)
Transmitter battery	9V	9V	—	—	—
Receiver battery	9V	9V	9V	9V	9V

1. Will operate on energized circuits in limited applications. Will not locate and identify a particular breaker or fuse, but will identify breakers or fuses that share a common bus.
 2. Good earth ground required. Attach one prong of transmitter to shield of the cable and the other prong to a good earth ground (such as water pipe, metal building frame, etc.).
 3. For circuits without power, hook-up a 9V battery in series with the circuit and transmitter to power the line.
 4. Closed circuit applications only.
 5. Depends on application – shorter distances for open circuit tracing, longer distances for closed circuit tracing applications.

Testing & Measurement



USA Tel: 800.435.0786
Fax: 800.451.2632

Canada Tel: 800.435.0786
Fax: 800.524.2853

International Tel: +1.815.397.7070
Fax: +1.815.397.9247



Power Finder® Circuit Seeker Microprocessor-Based Circuit Tracer



Features:

- Traces concealed wiring, locates junction boxes, and finds breakers for live or dead circuits—no need for power interruption.
- Finds breaks in wires and shorts to ground.
- Incorporates auto gain circuitry for enhanced accuracy.
- Locates and identifies blown fuses.
- Supports transmitter-to-receiver distances up to 4 miles (6.5 km) for closed circuit tracing.
- Accessories included: adapter lead, (2) 9V batteries, AC blades, instruction video, extension leads, carrying case.
- Lifetime Limited Warranty.

CAT. NO.	UPC NO.	DESCRIPTION
2011	00521	Power Finder Circuit Seeker Circuit Tracer
00523	00523 R	Transmitter
00524	00524 R	Receiver
00520	00520	Carrying Case
36928	36928 R	Adapter, 120V Female Receptacle with Clip
36929	36929 R	Receptacle Blades (2), AC
00522	00522 R	Test Lead Extension

SPECIFICATIONS

Capacity	0 to 600V AC/DC
Auto Off	Transmitter, 30 min.; Receiver, selectable
Case Size	14" x 12" x 4" (355 mm x 305 mm x 102 mm)
Weight	3.56 lbs. (1618 g)
Distance	3000 ft. to 4 mi. (varies with application)

Power Finder® Open Circuit Tracer



Features:

- Fast, simple, unenergized circuit tracing.
- Traces concealed wiring.
- Supports transmitter-to-receiver distances up to 4000 feet (1220 m).
- Accessories included: transmitter plug, (2) receptacle blades, extension leads, (2) 9V batteries, carrying case.
- Lifetime Limited Warranty.

CAT. NO.	UPC NO.	DESCRIPTION
2008	38786	Power Finder Open Circuit Tracer
38787	38787 R	Receiver
38788	38788 R	Transmitter
36928	36928 R	Transmitter Plug
36929	36929 R	Receptacle Blades (2), AC
38789	38789 R	Plastic Case
36930	36930 R	Test Lead

SPECIFICATIONS

Capacity	0 to 480V AC/DC
Case Size	12" x 8-3/4" x 2" (305 mm x 222 mm x 51 mm)
Weight	2.4 lbs. (1089 g)
Distance	3000 ft. - 4000 ft. (915 m-1220 m)

Power Finder® Closed Circuit Tracer



- Fast, simple energized circuit tracing.
- Traces circuits in nonmetallic conduit.
- Finds shorts to ground.
- Supports transmitter-to-receiver distances up to 4 miles (6.5 km).
- Accessories included: transmitter plug, (2) receptacle blades, test leads, (1) 9V battery, carrying case.
- Lifetime Limited Warranty.

CAT. NO.	UPC NO.	DESCRIPTION
2007	36924	Power Finder Closed Circuit Tracer
38583	38583	R High Voltage Adapter
36925	36925	R Receiver*
36926	36926	R Transmitter*
36928	36928	R Transmitter Plug*
36929	36929	R Receptacle Blades (2), AC*
36930	36930	R Test Lead*
36927	36927	R Plastic Case*

* 2007/36924 includes these items

SPECIFICATIONS

Capacity	9 to 300V AC/DC
Case Size	12" x 8-3/4" x 2" (305 mm x 222 mm x 51 mm)
Weight	2.4 lbs. (1089 g)
Distance	3000 ft. - 4000 ft. (915m - 1220m)

Breaker Finder



CS-2072

CS-2072K features:

- Convenient kit for residential circuit finding applications.
- Use with 50-60 Hz service from 80-277 Volts.
- Accessories for connecting transmitter to different outlet types.
- Compact receiver accurately locates AC breakers.
- Receiver belt clip for easy transport.
- Accessories included: (1) 120 VAC adapter plug, (1) light socket adapter, (2) blades, (2) clips, (1) 9V battery, (1) carrying case.
- Lifetime Limited Warranty.

CS-2072 features:

- Transmitter and receiver snap together for convenient storage.
- Compact receiver accurately locates AC breakers.
- Receiver belt clip for easy transport.
- Accessories included: (1) 9V battery.
- Lifetime Limited Warranty.



CS-2072K

CAT. NO.	UPC NO.	DESCRIPTION
CS-2072	12135	Breaker Finder
CS-2072K	12136	Kit, Breaker Finder

SPECIFICATIONS

Transmitter	
Voltage Range (CS-2072)	110-120V AC, 60 Hz
Voltage Range (CS-2072K)	80-277V AC, 50-60 Hz
Measurement Category:	CAT II (transmitter only)
Receiver	
Audible/Visual circuit indicator	✓
Power indicating LED	✓
On/Off switch	✓
Belt clip	✓

R = REPLACEMENT PART **A** = ACCESSORY



SENSORS & SCANNERS

SF-420AC Stud Sensor with AC Detection



- Reliable way to detect the presence of AC voltage and to find wood or metal studs.
- Finds the edges of wood or metal studs up to 3/4" (19 mm) deep, through typical drywall construction.
- DeepScan® mode finds the edges of wood or metal studs up to 1-1/2" (38 mm) deep for thick construction such as plywood, paneling, or tile over drywall.
- Non-contact detection of AC voltage.
- Senses the changes in subsurface densities to pinpoint studs and joists, while detecting unshielded AC voltage.
- Dual scanning for more flexibility.
- Accessories included: (1) 9V battery.
- 1 Year Limited Warranty

CAT. NO.	UPC NO.	DESCRIPTION
SF-420AC	12137	Stud Finder

SPECIFICATIONS

Battery Type	9 V alkaline (included)
Position Accuracy	Stud Scan Mode: Typically within 1/8" (3 mm) using the dual scan and mark procedure. DeepScan Mode: Typically within 3/16" (5 mm) using the dual scan and mark procedure.
Detection Depth	Stud Scan Mode: Typically up to 3/4" (19 mm) DeepScan Mode: Up to 1-1/2" (38 mm)
AC Position Accuracy	Typically 90 V to 250 V at 50 Hz to 60 Hz within 6" (150 mm) of a hot unshielded wire
AC Sensing Depth	In typical drywall with Romex® wiring, wires can be detected up to 3" (76 mm) deep.

SF-530 Multiscanner



- Reliable way to detect the presence of AC voltage, find wood or metal studs, metal pipes and rebar.
- Finds both wood and metal studs.
- AC scanning to trace hot wires.
- Metal scanning for finding pipes.
- Backlit display for easy viewing.
- Accessories included: (1) 9V battery.
- 1 Year Limited Warranty

CAT. NO.	UPC NO.	DESCRIPTION
SF-530	12138	Multiscanner

SPECIFICATIONS

Battery Type	9 V alkaline (included)
Position Accuracy	Stud Scan Mode: Typically within 1/8" (3 mm) using the dual scan and mark procedure. DeepScan Mode: Typically within 3/16" (5 mm) using the dual scan and mark procedure. Metal Scan Mode: Typically within 1/2" (13 mm)
Detection Depth	Stud Scan Mode: Typically up to 3/4" (19 mm) DeepScan Mode: Up to 1-1/2" (38 mm) Metal Scan Mode: Up to 1-1/2" (38 mm) for copper; up to 3" (76 mm) for rebar.
AC Position Accuracy	Typically 90 V to 250 V at 50 Hz to 60 Hz within 6" (150 mm) of a hot unshielded wire
AC Sensing Depth	Typically 2" (50 mm)

SF-780 Metal Locator



- Save time by eliminating rework, needless holes and broken bits and sawblades.
- Finds both ferrous and non-ferrous metal and indicates depth up to 6" (152 mm) deep.
- Easy to read LCD identifies target location and depth.
- Scans through concrete and most metallic materials.
- Indicates depth to nearest 1/2" (13 mm).
- Automatically indicates whether target is steel rebar or copper pipe (or any magnetic vs. non-magnetic material).
- Easy to use - simple two button operation.
- Accessories included: (1) 9V battery, carrying case.
- 1 Year Limited Warranty

CAT. NO.	UPC NO.	DESCRIPTION
SF-780	12139	Locator, Metal

SPECIFICATIONS

Battery Type	9 V alkaline (included)
Position Accuracy	Center of 1/2" (#4) rebar or 1/2" (13 mm) copper pipe at a minimum grid spacing of 6" (152 mm), typically within 1/2" (13 mm).
Detection Depth	Up to 6" ± 1" (152 mm ± 25 mm)

LOCATORS

Locators Application Guide

	BLL-200	501	PE2003	508S	521A
Trace concealed wiring in walls and floors		•		•	
Locate junction box relays and transformers	•				
Locate switch gear	•				
Find shorts to ground			• ²		• ¹
Trace wires in PVC (nonmetallic conduit)	•	•		•	
Find opens in a circuit			• ²		•
Localize power and lighting panels	•	•		•	
Operate on energized circuits	•	•		•	
Operate on low voltage circuits	•	•	•	•	
Operate on high voltage circuits (600VAC)	•				
Operate on unenergized circuits	•	•	•	•	•
Trace shielded cable	•	• ³		• ³	• ³
Trace buried metal conduit					
Trace coax cable	•	• ⁵		• ⁵	• ⁴
Auto gain circuitry for improved accuracy	•				
AC voltage range	0-600V	0-240V	0-240V	0-240V	0-120V
DC voltage range	0-300V	0-500V	0-400V	0-500V	0-250V
Distance—receiver from transmitter	5,000 ft.	• ⁷	5000 ft.	1000 ft.	• ⁶
Transmitter battery	(4) AA	(8) AA	12V rechargeable	(1) 9V	(8) D
Receiver battery	(4) AA	(1) 9V	(1) 9V	(1) 9V	(1) 9V

1. 10,000 ohms and less—both ends isolated from grounds.

2. Does not locate the path—has to be predetermined and only in direct burial applications. 5,000,000 and less.

3. Transmitter connected to metallic shield.

4. Will trace coax providing the b0nd is in place at the remote end—will disrupt service.

5. No sorting (high RF bleeds) can trace coax if transmitter connected to braid.

6. Low frequency locators need a "path to earth" (dirt), 5000 ft. on an open conductor and 2500 ft. on a metallic pipe at 3 ft. deep.

7. Direct Connection 4,000 ft at 7 ft deep
 Inductive Coupler 1,000 ft at 3 ft deep
 Inductive Antenna 700 ft at 3 ft deep

 International Tel: +1.815.397.7070
 Fax: +1.815.397.9247

 Canada Tel: 800.435.0786
 Fax: 800.524.2853

 USA Tel: 800.435.0786
 Fax: 800.451.2632

Buried Line Locator



- LED and LCD signal strength indicators make it quick and easy to find exact line location.
- Lightweight and ergonomically balanced.
- Automatic signal boost makes it easy to trace lines, even those with very weak signals.
- Receiver may be used in active or passive mode.
- Receiver locates multiple passive frequencies with a single setting.
- Receiver automatically locks out passive range when it detects a transmitter signal, reducing the chance of tracing other lines carrying weaker signals.
- Microprocessor-based circuitry delivers increased accuracy and features auto-gain control in all environments.
- Traces 20' (6 m) underground and provides depth readings up to 15' (4.57 m).
- Transmitter can be connected to live lines up to 600V.
- Lifetime limited warranty.
- Molded carrying case included.

SPECIFICATIONS

Transmitter		Receiver	
Operating Voltage	0-600VAC, 0-300 VDC	Depth Range	Measures: 0-15 ft. Traces: 0-20 ft.
Current	13mA (open line) 150mA (live or shorted line)	Depth Resolution	±(10% reading + 0.2 ft.) 0.1 ft. increments
Frequency	33.3kHz	Passive Trace Frequency	12Hz-24kHz
Operating Temperature	0°F to 120°F (-17°C to 50°C)	Operating Temperature	0°F to 120°F (-17°C to 50°C)
Size	7.5" x 4" x 2.1" (190.5 mm x 101.6 mm x 53 mm)	Size	4.1" x 8.5" x 38" (104.1 mm x 215.9 mm x 965.2 mm)
Power	6 VDC (4 AA batteries)	Power	6 VDC (4 AA batteries)
Weight	15 oz. (425 g) (with batteries and clamp)	Weight	1 lb. 12 oz. (794 g)

CAT. NO.	UPC NO.	DESCRIPTION
BLL-200	07796	Buried Line Locator

Tracker II



Headset (accessory)
CAT. No. HS-1
UPC No. 08695

- Traces the path and determines the depth of wires and metallic pipes on active or dead systems without having to deactivate the system.
- Lightweight receiver provides audible and visual indications of signal strength.
- Transmitter output and receiver sensitivity are fully adjustable for maximum accuracy.
- Transmitter offers three methods of connection: direct, inductive coupler and inductive antenna.
- Includes transmitter assembly, receiver assembly, inductive coupler (clamp), built-in inductive antenna, two 8' (2.4 m) test leads with heavy-duty alligator clips and durable polyethylene case.
- High frequency transmitter provides range up to 4,000' (1,219 m) and depths up to 7' (2 m).
- Receiver is 32" long (813 mm).
- Battery operated (eight AA and one 9V battery is included).
- Molded carrying case included.
- 1-year limited warranty.

SPECIFICATIONS

Power Requirements	Transmitter – (8) AA batteries; Receiver – (1) 9V battery
Battery Life	Transmitter – 30 hours nominal; Receiver – 10 hours nominal
Transmitter Frequency	447.5kHz
Transmitter Power	40Vp-p (140mW) maximum
Voltage Protection	240VAC/500VDC
Automatic Shut Off	90 Min. Transmitter and Receiver
Construction	Transmitter/Receiver – powder-coated aluminum Case – vacuum formed polyethylene
Dimensions	Transmitter – 4.25" x 3" x 3.25"; Receiver – 32" x 2.75" x 4" Case – 33.5" x 8.25" x 3.75"
Weight	6.7 lbs. (complete kit)

CAT. NO.	UPC NO.	DESCRIPTION
501	08662	Tracker II
501T	60353	Transmitter
501R	60352	Receiver
IC1	60354	Inductive Clamp
CS16	60355	Transmitter Cord Set
500CA	60351	Case with Antenna






Pulser Fault Locator



- Identifies the exact location of even the smallest breaks in insulation by "pulsing" a high-voltage signal that radiates into the earth at the location of the faults. With the A-frame mounted receiver, a visual analog meter points the way to the source of the voltage.
- Multiple faults on a single wire can be identified, indicating the need to replace instead of repair.
- Extra-long test leads feature heavy-duty alligator clips for use on multiple cable types.
- Includes a rechargeable transmitter, receiver, A-frame, ground stake, 120V charger and a 12V DC (cigarette lighter) adapter.
- Battery-operated: (1) 12V and (1) 9V battery included.
- Molded carrying case included.
- 1-year limited warranty.

SPECIFICATIONS

Power Requirements	Transmitter: (1) 12V rechargeable battery; Receiver: (1) 9V battery
Battery Life	Transmitter: 23 hours per charge; Receiver: 200 hours
Transmitter Power	2400VDC peak
Voltage Protection	240VAC/400VDC
Construction	Transmitter – aluminum housing in polyethylene case; Receiver – powder-coated aluminum
Dimensions	Transmitter – 17" x 8.5" x 6.5" (421 mm x 215 mm x 160 mm) in case Receiver – 33.5 x 21.75" x 3.25" (840 mm x 550 x 8 mm) on A-Frame
Weight	12.5 lbs. complete

CAT. NO.	UPC NO.	DESCRIPTION
PE2003	08666	Pulser
2000H	60357	 Transmitter (Includes CH1 & CH2)
2000R	60358	 Receiver
AF2	60482	 A-Frame
CH1	60360	 AC Charger
CH2	60361	 DC Charger





Wire Finder/Mini Locator



- Traces energized or de-energized wires in walls and drop ceilings.
- Provides reliable results on buried cables to depths of 3' (1 m) and lengths up to 1000' (308 m).
- Determines the approximate depth of the wire before digging.
- Compact design.
- Easy-to-understand operations.
- Fully adjustable transmitter and receiver for accurate locating.
- Quick change test leads for use in any industry, even international power outlets.
- Voltage protection to allow use on live AC circuits.
- Automatic shut-off to prevent accidental battery discharge.
- Housed in a durable, molded carrying case with a quick reference operation guide on the inside of the lid.
- Battery-operated: (2) 9V batteries included.
- 1-year limited warranty.

SPECIFICATIONS

Power Requirements	(1) 9V each (transmitter and receiver, included)
Battery Life	Transmitter 35 hours nominal; Receiver 20 hours nominal
Transmitter Frequency	447.5kHz
Transmitter Power	9Vp-p (11mW)
Voltage Protection	240VAC/500VDC
Construction	Transmitter/Receiver – high-impact ABS plastic, Case – vacuum-formed polyethylene
Dimensions	Transmitter – 4" x 2.3" x 1" Receiver – 6" x 2.35" x 1" Case – 9.5" x 8" x 3"
Weight	2.6 lbs.

CAT. NO.	UPC NO.	DESCRIPTION
508S	08678	Wire Finder/Mini Locator
508ST	60363	 Transmitter
508SR	60364	 Receiver
CS14	60366	 Alligator Clip Cord set
CS15	60367	 AC Outlet Cord set

Wire and Valve Locator



- Adjustable transmit power allows you to select the best signal for maximum performance.
- Transmitter's high power output offers extended range and use on higher resistance wire paths that other locators can't touch.
- Receiver provides both audible and visual indications of signal strength.
- Lightweight receiver wand makes it easy for you to move along quickly to locate even the longest wire path.
- Rugged headphones block ambient noise and improve "feel" for the signal.
- Includes transmitter, receiver, headset, ground stake, and complete instructions.
- Battery-operated: (8) "D" Cells and (1) 9V.
- 1-year limited warranty.

CAT. NO.	UPC NO.	DESCRIPTION
521A	86788	Wire and Valve Locator
521T	60368 R	Transmitter
521R	60352 R	Receiver
HS1	08695 R	Headset
GS1	60362 R	Ground Stake

SPECIFICATIONS

Power Requirements	Transmitter: (8) "D" Cell; Receiver: (1) 9V battery
Battery Life	Transmitter: 50 hours nominal Receiver: 100 hours nominal
Transmitter Frequency	1748Hz
Transmitter Power	750Vp-p 285Vrms
Voltage Protection	120VAC/250VDC
Construction	Powder-coated aluminum housing in polyethylene case
Case Dimensions	33.5" x 8.25" x 3.75"
Weight	12 lbs. complete

Station Master™ Pro



24B

- Troubleshoot irrigation systems.
- Activate and cycle solenoids.
- Test solenoids for continuity.
- Send tone to identify wires.
- Measure clock voltage.
- Low battery indication.
- Easy-to-understand LEDs.
- Test leads with "Bed-of-Nails" and piercing Pin Clips.
- 1-year limited warranty.

CAT. NO.	UPC NO.	DESCRIPTION
24B	86786	Station Master Pro
24BK	86787	Station Master Pro Kit

SPECIFICATIONS

Minimum Voltage for Clock LED	15 VAC (LED intensity increases as voltage increases)
Minimum Battery while Testing	10.5 VDC
Maximum Input Voltage between Test Leads	28 VAC
Solenoid Circuit Recharge Time	2.5 seconds
Maximum Distance Range to Activate one Solenoid	12 AWG Loop 3000-13000 feet 14 AWG Loop 2000-8500 feet 18 AWG Loop 500-3000 feet
Power Source	9V alkaline batteries
Battery Life	3 hours continuous
Operating/Storage Temp.	32°F - 122°F (0° - 50°C)



24BK



BASIC ELECTRICAL KITS

Basic Electrical Kit

TK-30



TK-30IR



DM-20

- Use to measure voltage and check 1.5 V and 9 V batteries.
- AC/DC voltage, DC amperage measurement.
- Built-in test leads, no loose parts to lose.
- Resistance measurement.
- Audible continuity and diode tests.
- Lifetime Limited Warranty.

GT-11

- Use to detect voltage in outlets, lighting fixtures, circuit breakers, wires and cables or to find a break in a wire.

GT-15

- Use to detect voltage in low voltage applications ranging from 12-90 volts AC.

GT-11 AND GT-15

- Safe, non-contact voltage detection.
- Bright LED and audible alarm sound if voltage is present.
- On/Off switch for longer battery life.
- Convenient pen-size device easily fits into pockets or tool pouches.
- Lifetime Limited Warranty

GT-10 AND GT-10GFI

- Use to troubleshoot 120V AC grounded outlets.
- Light sequence indicates correct / incorrect wiring.
- GT-10GFI also tests GFCI receptacles.
- Lifetime Limited Warranty.

CAT. NO.	UPC NO.	DESCRIPTION
TK-30	12127	Electrical Kit, Basic
TK-30IR	89799	Electrical Kit, Low Voltage

SPECIFICATIONS

DM-20	See Page 320
GT-11	See Page 312
GT-10	See Below
GT-10GFI	See Below
GT-15	See Page 312



CIRCUIT VERIFYING

Polarity Cubes



GT-10

- Use to troubleshoot 120 V AC grounded outlets.
- Light sequence indicates correct/incorrect wiring.
- Lifetime Limited Warranty

GT-10GFI

- Use to troubleshoot 120 V AC grounded outlets and test GFCI receptacles.
- Light sequence indicates correct/incorrect wiring.
- Lifetime Limited Warranty

CAT. NO.	UPC NO.	DESCRIPTION
GT-10	12124	Cube, Polarity
GT-10GFI	12125	Tester, Circuit GFI

Inspector GFCI and Circuit Tester



- Allows instant testing of GFCI receptacles or GFCI circuit breaker protected circuits.
- Indicates whether a GFCI will trip at 3, 5, 7 or 10mA.
- Checks 120VAC grounded outlets for correct/incorrect wiring.
- LED indicators signal correct wiring, open ground, open neutral, open hot, hot/ground reversed and hot/neutral reversed.
- Lifetime Limited Warranty

CAT. NO.	UPC NO.	DESCRIPTION
5708i	34524	Inspector GFCI and Circuit Tester
5708i-C*	07641*	Inspector GFCI and Circuit Tester

* Includes Certificate of Calibration

SPECIFICATIONS		
Capacity	120VAC, 3-wire systems	
Test Duration	Current (mA)	Time Duration (Sec.)
	3	15
	5	5
	6	4
	7	3
10	2	
Size	5-3/8" x 2-5/8" x 1-3/4" (137 mm x 67 mm x 44 mm)	
Cord Length	16" (406 mm)	
Weight	0.5 lb. (227 g)	
Accuracy	Current: 10% at nominal voltage; time: 1.5%	
Measurement Category	CAT II, 150V	

GFCI and Circuit Tester



- Allows instant testing of GFCI receptacles or GFCI circuit breaker protected circuits.
- Checks 120VAC grounded outlets for correct/incorrect wiring.
- LED indicators signal correct wiring, open ground, open neutral, open hot, hot/ground reversed and hot/neutral reversed.
- Lifetime Limited Warranty

CAT. NO.	UPC NO.	DESCRIPTION
5708	34523	GFCI and Circuit Tester
5708-C*	07640*	GFCI and Circuit Tester

* Includes Certificate of Calibration

SPECIFICATIONS		
Capacity	120VAC, 3-wire systems	
Time	4-second interval between mA test impulses; 200 ms pulse duration	
Size	5-3/8" x 2-5/8" x 1-3/4" (137 mm x 67 mm x 44 mm)	
Cord length	16" (406 mm)	
Weight	0.5 lb. (227g)	
Accuracy	Current: 10% at nominal voltage; Time: approx. 12%	
Measurement Category	CAT II, 150V	

Testing & Measurement



USA Tel: 800.435.0786
Fax: 800.451.2632

Canada Tel: 800.435.0786
Fax: 800.524.2853

International Tel: +1.815.397.7070
Fax: +1.815.397.9247



INSULATION TESTING

Insulation Testing Comparison Chart

	5990	5882	5880	5778
Test voltage	250V	•	•	•
	500V	•	•	•
	1000V	•	•	•
	2500V	•		
	5000V	•		
Range	250V	50k-2000MΩ		0-25MΩ
	500V	500k-500GΩ	100k-2000MΩ	0-50MΩ
	1000V	700k-500GΩ	200k-2000MΩ	0-100MΩ
	2500V	5M-500GΩ		
	5000V	20M-500GΩ		
Continuity		0-20Ω	0-20Ω	
Resistance		0-400kΩ	0-400kΩ	
Display type	Analog	Digital	Digital	Analog
Backlit		•	•	
Count		4000	4000	
Analog bar graph		•	•	
Measurement Category	III, 600V	II, 300V	II, 300V	
UL		•	•	
CE	•	•	•	

5kV Megohmmeter



- Four test voltages: 500V, 1000V, 2500V, and 5000V.
- Resistance measurement range up to 500GΩ.
- Extra-large analog display for easy viewing.
- Accessories included: (4) 1.5V D batteries, integrated carrying case, test leads, probes, snap-on test lead pouch.
- Lifetime Limited Warranty

CAT. NO.	UPC NO.	DESCRIPTION
5990	07665	5kV Megohmmeter
87121	87121	Probes
86999	86999	Leads

SPECIFICATIONS

Insulation Tests	
Test Voltage	500, 1000, 2500, 5000V
Range	500k to 500GΩ
Voltage Test Range	600V AC/DC
Measurement Category	CAT III, 600V

International Tel: +1.815.397.7070
Fax: +1.815.397.9247

Canada Tel: 800.435.0786
Fax: 800.524.2853

USA Tel: 800.435.0786
Fax: 800.451.2632



Digital/Analog Megohmmeter



5883



5880 features:

- Auto-ranging AC/DC default voltmeter with test inhibitor and warnings for enhanced user safety.
- Extra-large digital display with backlight and analog bar graph.
- Weather resistant against dust and water to IP44.
- Multiple test voltage ranges.
- Measure up to 2000MΩ resistance.

5882 adds:

- Tests three voltage ranges: 250, 500, and 1000V.
- Timer function for dielectric absorption and polarization index measurements.
- Accessories included: (6) 1.5V AA batteries, test leads, case.
- Lifetime Limited Warranty

SPECIFICATIONS

Insulation Tests

Test Voltage	5882: 250, 500, 1000V
	5880: 500, 1000V
Range	250V: 50k – 2000MΩ
	500V: 100k – 2000MΩ
	1000V: 200k – 2000MΩ

Automatic Discharge

Continuity Range	0-20Ω
Resistance Range	0-400kΩ
Voltage Test Range	0-600V AC/DC
Display	4000-count, backlit 34-segment analog bar graph
Measurement Category	CAT II, 300V

CAT. NO.	UPC NO.	DESCRIPTION
5882	07573	Digital/Analog Multimeter
5882-C*	07639*	Digital/Analog Multimeter
5880	07572	Digital/Analog Multimeter
5880-C*	07638*	Digital/Analog Multimeter
5883	07591 R	Remote Probe
87073	87073 R	Test Lead Kit

* Includes Certificate of Calibration

Manual-Crank Megohmmeter



- Compact, field-ready – does not require batteries or AC power.
- Hand-crank meter designed for non-destructive insulation tests of electrical installations, machines, equipment, transformers and electric motors.
- Features (3) test voltages and (3) measuring ranges.
- Leather case and leads included.
- Lifetime Limited Warranty

CAT. NO. UPC NO. DESCRIPTION

5778	34555	Manual-Crank Megohmmeter
5778-C*	07636*	Manual-Crank Megohmmeter
5778TL	34727	6' (1.83 m) Ext. Leads with Alligator Clamps

* Includes Certificate of Calibration

SPECIFICATIONS

Capacity	Megohm Ranges: 25, 50, 100 DC Voltage Ranges: 250, 500, 1000V
----------	--

MOTOR ROTATION & PHASE SEQUENCE

Non-contact Phase Sequence Indicator



- Non-contact detection of phase sequence.
- Self-adjusting to correct phase if line frequency varies.
- Auto shutoff for maximum battery life.
- Proximity sensor means safe, non-contact sequence.
- Accessories included: (1) 9V battery, case.
- Lifetime Limited Warranty

CAT. NO. UPC NO. DESCRIPTION

5712	07575	Non-contact Phase Sequence Indicator
------	-------	--------------------------------------

SPECIFICATIONS

Frequency Required	50/60Hz
Phase Lock	Holds phase for 12 seconds from last indications.

R = REPLACEMENT PART **A** = ACCESSORY

Motor Rotation and Phase Sequence Indicator Kit



5702



5123

- Assists in correct motor installation by identifying the phases of a three-phase circuit and the rotation of an unenergized motor to prevent damage to motor or electrical system.
- Identifies L1, L2, L3 phases and motor leads and indicates rotation of the motor before installation.
- Easy clockwise and counterclockwise indication.
- Accessories included: (1) 9V battery, carrying case.
- Lifetime Limited Warranty

CAT. NO.	UPC NO.	DESCRIPTION
----------	---------	-------------

5779	07576	Motor Rotation and Phase Sequence Indicator Kit
TC-20	07535	Carrying Case

SPECIFICATIONS

Phase Sequence Indicator (CAT. No. 5702)

Overvoltage Protection CAT III, 600V

Motor Rotation Indicator (CAT. No. 5123)

Two LEDs indicate motor rotation



Do not use Motor Rotation Indicator on live circuits.

Motor Rotation Indicator



- Tests unenergized 3-phase motor to determine sequence for desired motor rotation.
- Lifetime Limited Warranty

CAT. NO.	UPC NO.	DESCRIPTION
----------	---------	-------------

5123	34514	Motor Rotation Indicator
------	-------	--------------------------

SPECIFICATIONS

Indicators Two LEDs



Do not use Motor Rotation Indicator on live circuits.

Phase Sequence Indicator



- Identifies L1, L2, L3 phases and indicates phase rotation before installation.
- Clockwise and counterclockwise indication via neon lamps.
- Lifetime Limited Warranty

CAT. NO.	UPC NO.	DESCRIPTION
----------	---------	-------------

5702	07574	Phase Sequence Indicator
------	-------	--------------------------

SPECIFICATIONS

Live Phase Indicators Three neon lamps

Motor Rotation Indicators Two neon lamps

Measurement Category CAT III, 600V

Adjustable Time-Delay Restart Motor Protectors



- Monitor 3-phase power and help prevent damage to motors caused by undervoltage, phase imbalance, phase loss and phase reversal conditions.
- Adjustable voltage range.
- Microprocessor controlled.
- Adjustable time delay reset: manual and from 2 to 300 seconds.
- Lifetime Limited Warranty

CAT. NO.	UPC NO.	DESCRIPTION
5250	34960	Three-Phase Motor Protector with adjustable time delay restart

SPECIFICATIONS

Capacity	Adjustable voltage range – 190 to 480VAC
DPDT Relay	Pilot duty – 480VA at 240V AC General purpose – 10A at 240V AC
Size	2.2" x 4" x 2.8" (56 mm x 102 mm x 71 mm)
Weight	14 oz. (397g)

Testing & Measurement



Three-Phase Motor Protector



- Monitor 3-phase power and help prevent damage to motors caused by undervoltage, phase imbalance, phase loss and phase reversal conditions.
- Adjustable voltage range.
- Microprocessor controlled.
- Lifetime Limited Warranty

CAT. NO.	UPC NO.	DESCRIPTION
5102	34958	Three-Phase Motor Protector

SPECIFICATIONS

Capacity	Adjustable voltage range – 190-480 VAC
SPDT Relay	Pilot duty – 480VA at 240V AC General purpose – 10A at 240V AC
Size	2.2" x 4" x 2.8" (56 mm x 102 mm x 71 mm)
Weight	9 oz. (397 g)

USA Tel: 800.435.0786
Fax: 800.451.2632

Canada Tel: 800.435.0786
Fax: 800.524.2853

International Tel: +1.815.397.7070
Fax: +1.815.397.9247

Plug-in Motor Protector



- Three-phase protector helps prevent damage to motors caused by undervoltage, phase loss, phase imbalance and phase reversal conditions.
- Adjustable voltage range.
- Microprocessor controlled.
- Includes socket (5201SK).
- Lifetime Limited Warranty

CAT. NO.	UPC NO.	DESCRIPTION
5201	34959	Plug-in Motor Protector

SPECIFICATIONS

Capacity	Adjustable voltage range – 190 to 480 VAC
SPDT Relay	480VA at 120/240V AC
Size	3.5" x 2.4" x 1.8" (89 mm x 61 mm x 46 mm)
Weight	9 oz. (255 g)



TEMPERATURE

TG-600 Infrared Thermometer



- Safe, non-contact temperature measurement.
- Laser indicates approximate center of the target area.
- Displays temperatures in either Fahrenheit or Celsius.
- Auto power off for longer battery life.
- Easy-to-read backlit display for use in low light conditions.
- Accessories included: (1) 9V battery and carrying case.
- Lifetime Limited Warranty

CAT. NO.	UPC NO.	DESCRIPTION
TG-600	09031	Infrared Thermometer

SPECIFICATIONS

Optical Resolution	12:1 at focus point
Target Temperature Range:	-4°F to 932°F (-20°C to 500°C)
Accuracy:	±2% or 4°F (±2°C)
Repeatability:	Within ±1% of reading or ±2°F (1°C)
Response Time:	500 ms, 95% response
Emissivity:	Preset at 0.98

AVOID EXPOSURE - LASER RADIATION IS EMITTED FROM THIS APERTURE.	CAUTION LASER RADIATION - DO NOT STARE INTO BEAM OUTPUT < 1 mW WAVELENGTH 630-670 nm CLASS II LASER PRODUCT	COMPLIES WITH FDA 21 CFR SUBCHAPTER J
---	--	---

THH-100 Infrared Thermometer



- Safe, non-contact temperature measurement of terminals, lugs, motors and circuit breakers.
- Accurate, easy laser targeting makes it quick and easy to aim precisely.
- Convenient display hold.
- Reads in either Celsius or Fahrenheit.
- Accessories included: (2) 1.5V AAA batteries and carrying case.
- Lifetime Limited Warranty

CAT. NO.	UPC NO.	DESCRIPTION
THH-100	09030	Handheld Infrared Thermometer

SPECIFICATIONS

Target Temperature Range:	0°F-600°F (-18°C to 315°C)
Accuracy:	±2.5% of reading or ±5°F (±2.5°C), whichever is greater
Repeatability:	±1% of reading or ±2°F (±1°C), whichever is greater.
Response Time:	500ms, 95% response
Spectral Response:	7-14
Emissivity:	Fixed at 0.95
Optics:	6:1

AVOID EXPOSURE - LASER RADIATION IS EMITTED FROM THIS APERTURE.	CAUTION LASER RADIATION - DO NOT STARE INTO BEAM OUTPUT < 1 mW WAVELENGTH 630-670 nm CLASS II LASER PRODUCT	COMPLIES WITH FDA 21 CFR SUBCHAPTER J
---	--	---



Immersion Temperature Probe



- Suitable for liquids and gels.
- Measurement range: -40°F to 1472°F (-40°C to 800°C).
- Probe length: 4.72" ±0.2" (120 mm ±5 mm).
- Accuracy: ±2.2°C (4°F) or 0.75%, whichever is greater.
- Type K thermocouple.
- Lifetime Limited Warranty

CAT. NO.	UPC NO.	DESCRIPTION
TPI-1	06569	Immersion Temperature Probe

Bead Temperature Probe



- For surface and air/gas temperature measurement.
- Not suitable for liquids.
- Measurement range: -40°F to 399°F (-40°C to 204°C).
- Probe length: 39.4" ±0.2" (1 m ±5 mm).
- Type K thermocouple.
- Lifetime Limited Warranty

CAT. NO.	UPC NO.	DESCRIPTION
TPB	07592	Bead Temperature Probe

Surface Temperature Probe



- For flat or slightly convex surfaces, perfect for measurement of hot rollers and plates.
- Measurement range: -40°F to 932°F (-40°C to 500°C).
- Probe length: 4.72" ±0.2" (120 mm ±5 mm).
- Accuracy: ±2.2°C (4°F) or 0.75%, whichever is greater.
- Type K thermocouple.
- Lifetime Limited Warranty

CAT. NO.	UPC NO.	DESCRIPTION
TPSFC	06570	Surface Temperature Probe

SPECIALTY TESTERS

Sound Level Meter



- Noise measurement adapted to dB(A) weighting.
- Compact and light, easy to take to any site.
- Accessories included: (1) 9V battery.
- Lifetime Limited Warranty

CAT. NO.	UPC NO.	DESCRIPTION
93-20	34451	Sound Level Meter

SPECIFICATIONS

Capacity	Low – 35 to 80dB; High – 75 to 120dB
Audible Range	"A" Scale
Frequency	20-20,000Hz
Weight	8 oz. (227g)
Size	6-3/8" x 2-1/2" x 1-1/2" (162 mm x 64 mm x 38 mm)



Digital Light Meter



- Measures incandescent, fluorescent, metal halide, high-pressure sodium and halogen lamp output.
- Color and cosine-corrected for enhanced accuracy.
- Measures up to 50,000 lux.
- Peak and data hold means no lost measurements.
- Accessories included: (1) 9V battery and carrying case.
- Lifetime Limited Warranty

CAT. NO.	UPC NO.	DESCRIPTION
93-172	06060	Digital Light Meter
93-172-C*	07084*	Digital Light Meter
06200	06200	(R) Carrying Case
06061	06061	(R) Sensor
06083	06083	(R) Sensor Case

* includes Certificate of Calibration

SPECIFICATIONS

Ranges	
Foot Candles	0.01-5,000Fc (20/200/2,000/5,000)
Lux	0.1-50,000 lux (200/2,000/20,000/50,000)
Accuracy	
Incandescent Light Source	± 4%
Other Light Sources	± 7%
Temperature Range	0° to 40° C (32° to 104° F)
Sampling Rate	2.5 times per second

Gas Lamp Tester



SPECIFICATIONS

Capacity	Voltage – up to 500 VAC & VDC; Continuity – to 300 kΩ
Size	6" x 2-3/4" x 1-3/4" (152 x 70 x 45 mm); Antenna – 27" (686 mm)
Weight	2.4 lbs. (1.1 kg)
Batteries	2-9V, included

- Test most fluorescent lamps, low pressure sodium vapor, high pressure sodium discharge lamps, neon tubes, mercury vapor and metal halide lamps.
- Checks starters, resistors, ignitors, capacitors and photo cells.
- Indicates AC/DC voltage and continuity.
- Includes detachable antenna, batteries, leads, probes, clamps and holster.
- Lifetime Limited Warranty

CAT. NO.	UPC NO.	DESCRIPTION
5715	34529	Gas Lamp Tester
5713	34528	(R) Holster
35450	35450	(R) Battery Door
5710	34525	(R) Antenna
5786	34574	(R) Small Alligator Clamps (2)
5783	34556	(R) Push-on Probes (2)

Lamp Tester



- Tests HID and fluorescent lamps.
- Live conductor sensing.
- Compact, rugged housing with carrying case (included).
- Accessories included: (1) 9V Battery
- Lifetime Limited Warranty

CAT. NO.	UPC NO.	DESCRIPTION
LT-100	07541	Lamp Tester
TC-10	07534	Deluxe Carrying Case

SPECIFICATIONS

Live Conductor Indication	60-250VAC, 40-60Hz
Continuity Verification	0-5MΩ (test current: <7μA)
Lamp Tester Voltage	3kV/160kHz (test current:<200μA)
Measurement Category	CAT II, 250V

ACCESSORIES

Deluxe Electrical Test Lead Kit



- Kit contains: (2) modular test probes with sharp stainless steel tip, (2) 48" (1.2 m) flexible test leads with straight and right angle meter plugs, two each of Grabber clips with alligator tips (TGA-2), pincer tips (TGP-2), hook tips (TGH-2), large alligator clips, and a nylon carrying case.
- Measurement Category: CAT III, 1000V per IEC 61010.
- Maximum current 10 amps.
- Lifetime Limited Warranty

CAT. NO.	UPC NO.	DESCRIPTION
TDTLK	07524	Deluxe Electrical Test Kit

Industrial Test Lead Kit



- Kit contains: (2) modular test probes with sharp stainless steel tip, (2) 48" flexible test leads with straight and right angle meter plugs, Grabber clips with alligator tips (TGA-2), and a nylon carrying case.
- Measurement Category: CAT III, 1000V per IEC 61010.
- Maximum current 10 amps.
- Lifetime Limited Warranty

CAT. NO.	UPC NO.	DESCRIPTION
TITLK	07523	Industrial Test Lead Kit

Test Lead Kit



- Kit contains: (1) 48" (1.2 m) long insulated test leads (TTL-3), (2) modular test probes.
- Measurement Category: CAT III, 1000V; CAT IV, 600V per UL 61010.
- Maximum current 10 amps.
- Lifetime Limited Warranty

CAT. NO.	UPC NO.	DESCRIPTION
TLK-1	12035	Test Lead Kit



Medium Alligator Clips



- Insulated clip with sheathed receptacle.
- For use with test leads and test lead kits, CAT. Nos. TTL-3, TLK-1, TITLK, and TDTLK.
- Set of 2 clips, one black, one red.
- Jaw opens to 0.71" (18 mm).
- Measurement Category III, 600V per UL-61010
- Maximum current 10 amps.
- Lifetime Limited Warranty

CAT. NO.	UPC NO.	DESCRIPTION
TMA-3	12031	Medium Alligator Clips

Extra-Large Alligator Clips



- Insulated clip with sheathed receptacle.
- For use with test leads and test lead kits, CAT. Nos. TTL-3, TLK-1, TITLK, and TDTLK.
- Set of 2 clips, one black, one red.
- Jaw opens to 1" (25.4 mm).
- Measurement Category IV, 600V; Category III, 1000V per UL-61010.
- Maximum current 10 amps.
- Lifetime Limited Warranty

CAT. NO.	UPC NO.	DESCRIPTION
TLA-3	12032	Extra-Large Alligator Clips

Grabber with Alligator Tip



- Sheathed receptacle for protection.
- For use with test lead and test kits, CAT. Nos. TTL-3, TLK-1, TITLK, and TDTLK.
- Set of 2 clips, one black, one red.
- Overall length 6.2" (158 mm).
- Attaches to terminals up to 0.375" (9.5 mm) in diameter.
- Measurement Category III, 1000V per IEC 61010.
- Maximum current 10 amps.
- Lifetime Limited Warranty

CAT. NO.	UPC NO.	DESCRIPTION
TGA-2	07516	Grabber with Alligator Tip


Grabber with Hook Tip



- Sheathed receptacle for protection.
- For use with test lead and test kits, CAT. Nos. TTL-3, TLK-1, TITLK, and TDTLK.
- Set of 2 clips, one black, one red.
- Overall length 5.98" (152 mm).
- Hooks onto terminals up to 0.08" (2.2 mm) in diameter.
- Measurement Category III, 1000V per IEC 61010.
- Maximum current 10 amps.
- Lifetime Limited Warranty

CAT. NO.	UPC NO.	DESCRIPTION
TGH-2	07519	Grabber with Hook Tip

Insulated Test Leads



- 48" (1.2 m) long flexible silicon insulated wire.
- Straight and right-angle meter plugs.
- Set of 2 leads, one black, one red.
- For use with T-series Greenlee Test Instrument accessories.
- Measurement Category III, 1000V; CAT IV, 600V per UL-61010.
- Maximum current 10 amps.
- Lifetime Limited Warranty

CAT. NO.	UPC NO.	DESCRIPTION
TTL-2	07520	Insulated Test Leads

Sure-Grip Test Leads



- 39" (1 m) long flexible silicon insulated wire.
- Right-angle meter plugs.
- Comfort-grip overmolded probes.
- Gold plated tips for low contact resistance.
- Set of 2 leads, one black, one red.
- Measurement Category IV, 1000V per UL-61010
- Maximum current 10 amps.
- Lifetime Limited Warranty

CAT. NO.	UPC NO.	DESCRIPTION
TSG-3	12034	Sure-Grip Test Leads

Thermocouple Adapter



- Allows temperature probes with miniconnectors to be used with DMMs or clamp meters that are designed with a temperature measurement function via a banana jack input.
- Lifetime Limited Warranty

CAT. NO.	UPC NO.	DESCRIPTION
TA	07525	Thermocouple Adapter





DMM Boot



- For 200-series and 500-series Greenlee PRO Multimeters.
- Durable rubber construction protects your meter from damage.
- Lifetime Limited Warranty

CAT. NO.	UPC NO.	DESCRIPTION
TPBS	07579	DMM Boot (dark green)

DMM Boot



- For 800-series and DML-series Greenlee PRO Multimeters.
- Durable rubber construction protects your meter from damage.
- Lifetime Limited Warranty

CAT. NO.	UPC NO.	DESCRIPTION
TPBL	07580	DMM Boot (dark green)

Deluxe Carrying Case



- Durable nylon carrying case.
- Inside pocket for test leads.
- With carry strap and double-stitched belt loop.
- Lifetime Limited Warranty

CAT. NO.	UPC NO.	DESCRIPTION
TC-5	07588	Deluxe Carrying Case

SPECIFICATIONS

Size	7-3/4" x 3" x 1-1/2" (196.9 mm x 76.2 mm x 38.1 mm)
------	---

Deluxe Carrying Case



- Durable nylon carrying case.
- Inside pocket for test leads.
- With carry strap and double-stitched belt loop.
- Lifetime Limited Warranty

CAT. NO.	UPC NO.	DESCRIPTION
TC-10	07534	Deluxe Carrying Case

SPECIFICATIONS

Size	9-3/8" x 3-1/8" x 1-3/4" (240 mm x 80 mm x 45 mm)
------	---

Deluxe Carrying Case



- Durable nylon carrying case.
- Inside pocket for test leads.
- With carry strap and double-stitched belt loop.
- Lifetime Limited Warranty

CAT. NO.	UPC NO.	DESCRIPTION
TC-15	07595	Deluxe Carrying Case

SPECIFICATIONS

Size	11-1/4" x 3" x 2" (285.8 mm x 76.2 mm x 50.8 mm)
-------------	--

Deluxe Carrying Case



- Durable nylon carrying case.
- Inside pocket for test leads.
- With carry strap.
- Lifetime Limited Warranty

CAT. NO.	UPC NO.	DESCRIPTION
TC-30	07536	Deluxe Carrying Case

SPECIFICATIONS

Size	11-1/4" x 4-1/2" x 2 1/8" (285 mm x 115 mm x 55 mm)
-------------	---

Deluxe Carrying Case



- Durable nylon carrying case.
- Inside pocket for test leads.
- Elastic straps inside to hold multiple instruments.
- With carry strap.
- Lifetime Limited Warranty

CAT. NO.	UPC NO.	DESCRIPTION
TC-20	07535	Deluxe Carrying Case

SPECIFICATIONS

Size	7-3/4" x 6-1/4" x 2" (196.9 mm x 158.8 x 50.8 mm)
-------------	---

Testing & Measurement



USA Tel: 800.435.0786
Fax: 800.451.2632

Canada Tel: 800.435.0786
Fax: 800.524.2853

International Tel: +1.815.397.7070
Fax: +1.815.397.9247



Deluxe Carrying Case



- Durable nylon carrying case.
- Inside pocket for test leads.
- Elastic straps inside to hold multiple instruments.
- With carry strap.
- Lifetime Limited Warranty

CAT. NO.	UPC NO.	DESCRIPTION
TC-28	07715	Deluxe Carrying Case

SPECIFICATIONS

Size	9" x 6-1/4" x 2" (228.6 mm x 158.8 mm x 50.8 mm)
------	--

Deluxe Carrying Case



- Durable nylon carrying case.
- Velcro open/close flap for easy access.
- Inside pocket for test leads.
- With carry strap and double-stitched belt loop.
- Lifetime Limited Warranty

CAT. NO.	UPC NO.	DESCRIPTION
TC-50	07746	Deluxe Carrying Case

SPECIFICATIONS

Size	8-1/4" x 6" x 2" (210 mm x 152 mm x 51 mm)
------	--

Deluxe Carrying Case



- Durable nylon carrying case.
- Velcro open/close flap for easy access.
- Inside pocket for test leads.
- With carry strap and double-stitched belt loop.
- Lifetime Limited Warranty

CAT. NO.	UPC NO.	DESCRIPTION
TC-55	07747	Deluxe Carrying Case

SPECIFICATIONS

Size	11-1/2" x 6" x 2" (292.1 mm x 152.4 mm x 51 mm)
------	---

FUSE SELECTION GUIDE

	DMF-100	DMF-150	DMF-200	DMF-250	DMF-300	DMF-350	DMF-400	DMF-450	DMF-500	DMF-550	DMF-600	DMF-650	DMF-700	DMF-750	DMF-800
AM-600												✓			
AM-600T												✓			
AM-1000		✓													
DM-20															✓
DM-40															✓
DM-50			✓												
DM-55			✓												
DM-60									✓						✓
DM-100									✓						
DM-110										✓					
DM-200				✓	✓						✓				
DM-210				✓	✓										
DM-310						✓									
DM-330						✓									
DM-350						✓									
DM-500	✓					✓									
DM-510	✓					✓									
DM-800							✓								
DM-810							✓								
DM-820							✓								
DM-860							✓								
DML-430							✓								
DML-54							✓								
IPM-300							✓				✓				
IPM-400															
PDMM-10			✓											✓	
5878													✓		
5880													✓		
5882													✓		
93-502			✓												
93-606		✓							✓						
FUSE RATINGS															
AMPERAGE	160 mA	500 mA	200 mA	0.63 A	12.5 A	15 A	0.44 A	11 A	10 A	16 A	63 mA	500 mA	0.63 A	125 mA	315 mA
VOLTAGE	250 V	250 V	250 V	500 V	500 V	600 V	1000 V	1000 V	250 V	500 V	250 V	250 V	660 V	125 V	250 V
INTERRUPTING RATING (AMPS)	1,500	1,500	1,500	200,000	20,000	100,000	10,000	10,000	200	10,000	35	1,500	30,000	50	1,500
SUITABLE FUSES	Bussman GDA-160mA Littelfuse 216.160	Bussman GDA-500mA Littelfuse 216.500	Bussman GDA-200mA Littelfuse 216.200	Ferraz 500V FA 0.63A 6.3X32	Ferraz 500V FA 12.5A 6.3X32	Bussman KTK 15 Littelfuse KLK 15	Bussman DMM-B-44/100A Littelfuse FLU 44/100	Bussman DMM-B-11A Littelfuse FLU 011	Bussman AGC-10	Ferraz 500V FA 16A 6.3X32	Bussman GMA-63mA Littelfuse 217.063	Bussman AGC-1/2	Ferraz 660V FA 0.63A 6.3X32	Littelfuse R451.125	Bussman GDA-315mA Littelfuse 216.315

FUSE CROSS REFERENCE

Catalog Number	Bussman	Littelfuse	Ferraz	Amperage	Voltage	Interrupting Rating (Amps)
DMF-100	GDA-160mA	216.160		160 mA	250 V	1500
DMF-150	GDA-500mA	216.500		500 mA	250 V	1500
DMF-200	GDA-200mA	216.200		200 mA	250 V	1500
DMF-250			500V FA 0,63A 6,3X32	0.63 Amp	500 V	200,000
DMF-300			500V FA 12,5A 6,3X32	12.5 Amp	500 V	20,000
DMF-350	KTK 15	KLK 15		15 Amp	600V	100,000
DMF-400	DMM-B-44/100A	FLU.44		0.44 Amp	1000V	10,000
DMF-450	DMM-B-11A	FLU011		11 Amp	1000V	10,000
DMF-500	AGC-10			10 Amp	250V	200
DMF-550			500V FA 16A 6,3X32	16A	500V	10,000
DMF-600	GMA-63mA	217.063		63 mA	250V	35
DMF-650	AGC-1/2			500mA	250V	1500
DMF-700			660V FA 0,63A 6,3X32	0.63A	660V	30,000
DMF-750		R451.125		125 mA	125V	50

TEST LEAD KIT COMPATIBILITY

Catalog numbers TTL-3, TSG-3, TLK-1, TITLK, and TDTLK are compatible with all Greenlee instruments with IEC-compliant shrouded banana jacks. Note: Need to make sure Replacement leads match Category ratings.

	11372
CSJ-100	✓
CMT-80	✓

SOFTWARE COMPATIBILITY

	DMSC-2	DMSC-9
DM-200	✓	
DM-210	✓	
DM-800		✓
DM-810		✓
DM-820		✓
DM-860		✓
DML-54		✓
DML-430		✓




INSTRUMENT CASE COMPATIBILITY

	TC-5	TC-10	TC-15	TC-20	TC-28	TC-30	TC-50	TC-55
AM-600 Series						✓		
AM-1000						✓		
CM-300 Series	✓							
CM-410	✓							
CM-450	✓							
CM-600 Series		✓						
CM-700 Series		✓						
CM-800 Series		✓						
CM-900 Series		✓						
CM-1000 Series								
CM-1100						✓		
CM-1200						✓		
CM-1300 Series						✓		
CM-1500 Series						✓		
CMA-40		✓						
CMA-60		✓						
CMAF Series				✓	✓			
CMI-100						✓		
CMI-200								✓
CMP-200						✓		✓
CMT-80	✓							
CMT-60		✓						
CSJ-100	✓							
DM-200 Series				✓	✓			
DM-300 Series				✓	✓			
DM-500 Series				✓	✓			
DM-800 Series				✓	✓			
DML Series				✓	✓			
LT-100		✓						
2010		✓						
2012			✓	✓				
5702				✓				
5708		✓						
5708i		✓						
5723				✓				
5779				✓				
6701		✓						
93-606				✓	✓			
AF1100		✓						

BOOT/HOLSTER COMPATIBILITY

	TPBS	TPBL
DM-200	✓	
DM-210	✓	
DM-500	✓	
DM-510	✓	
DM-800		✓
DM-810		✓
DM-820		✓
DM-860		✓
DML-54		✓
DML-430		✓

Storage & Material Handling

Greenlee storage systems protect the tools you've invested in and use day in and day out. From our smallest chests to our large field office, our storage boxes are as tough as the trade. With our patented, dual-recessed lock enclosures, you'll prevent theft. And newly-designed ergonomic features make Greenlee's storage and handling systems easy to use and easy to move around the jobsite.

FEATURED Products

360



Chests

361



Slant-Top Boxes

362



Flat-Top Boxes

375



Armored Coiled Cable Dispenser/Transporter



STORAGE

Chests



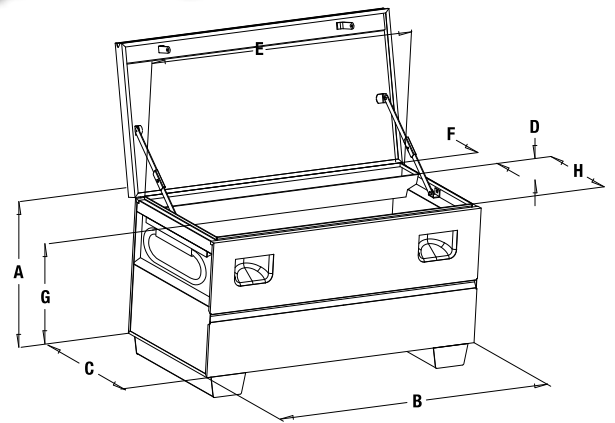
3048



2448



2460



- Recessed and concealed lock protectors for maximum security against drilling and cutting lock. (Model 1332 one lock protector only.)
- Enhanced lid bolster for added support and durability.
- Finger-groove lid handle for easy opening.
- Convenient storage tray on back wall for small items (except Models 1332, 1636 and 2142).
- Steel support arm(s) to hold lid in open position.
- Heavy-duty piano hinges with non-removable pin.
- Patented, ergonomically designed fold-down recessed handles.
- New angled 3-1/2" high support skids feature threaded holes for easy caster installation.
- Recommend #1 and #5 Masterlock padlocks or equivalent.



Optional casters available for increased mobility.
See page 368 for options

CAT. NO.	UPC NO.	CAPACITY FT ³	DIMENSIONS									WEIGHT	
			A	B	C	D	E	F	G	H	LBS.	kg	
1332	38717	4.9	14"	32"	19"	—	29.5"	—	—	14.5"	83	37.6	
1636	38718	6.7	17"	36"	19"	—	33.5"	—	—	14.5"	99	44.9	
2142	31651	9.7	20"	42"	20"	—	39.5"	—	—	15.5"	113	51	
2448	23273	16	24"	48"	24"	4"	45.5"	4"	17.5"	15.5"	156	66	
2460	23363	20	24"	60"	24"	4"	57.5"	4"	17.5"	15.5"	182	83	
3048	23362	25	30"	48"	30"	4"	45.5"	4"	23.5"	21.5"	183	83	
2472	07483	24	24"	72"	24"	4"	69.5"	4"	17.5"	15.5"	185	84	

R = REPLACEMENT PART A = ACCESSORY

International Tel: +1.815.397.7070
Fax: +1.815.397.9247

Canada Tel: 800.435.0786
Fax: 800.524.2853

USA Tel: 800.435.0786
Fax: 800.451.2632

Slant-Top Boxes



3660



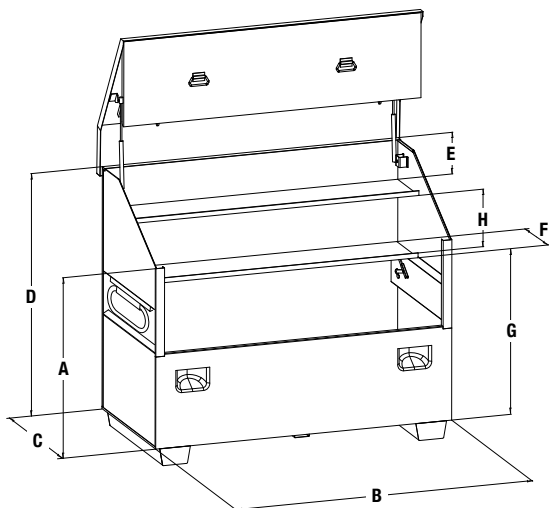
2260



3648



Hinged Lower Shelf



- Large capacity storage with traditional slant-top design.
- Recessed and concealed lock protectors provide maximum security against drilling and cutting locks.
- Channel reinforcements on lid, lock side panels into lid for added security when closed.
- Hinged lower shelf enables storage of larger items.
- Hemmed (reinforced) high-strength shelves.
- Continuous, non-removable hinge pins help prevent theft.
- Strategically located, easily accessible, durable gas-shocks provide for ease in opening lid (except Model 2260).
- New angled 3-1/2" high support skids feature threaded holes for easy caster installation.
- Angled handle recess prevents pinch points.
- Features two reinforced steel shelves with large lip to prevent items from rolling off (Model 2260, one shelf only).
- Double-hinged cover on Models 3648 and 3660 folds up and out of the way.
- Model 2260 comes with lid support to form waist-high, flat work area.
- Patented, ergonomically designed fold-down recessed handles.
- Recommend #1 and #5 Masterlock padlocks or equivalent.

CAT. NO.	UPC NO.	CAPACITY FT ³	DIMENSIONS								WEIGHT	
			A	B	C	D	E	F	G	H	LBS.	kg
2260	23270	32	22"	60"	32"	36"	12"	12"	21"	—	228	103
3648	23276	34	36"	48"	30"	48"	5"	12"	27"	11"	273	124
3660	23196	44	36"	60"	30"	48"	5"	12"	27"	11"	282	128

R = REPLACEMENT PART A = ACCESSORY



Optional casters available for increased mobility. See page 368 for options

Storage & Material Handling

USA Tel: 800.435.0786
Fax: 800.451.2632

Canada Tel: 800.435.0786
Fax: 800.524.2853

International Tel: +1.815.397.7070
Fax: +1.815.397.9247

Flat-Top Boxes



3360



4848



4860



Hinged Lower Shelf

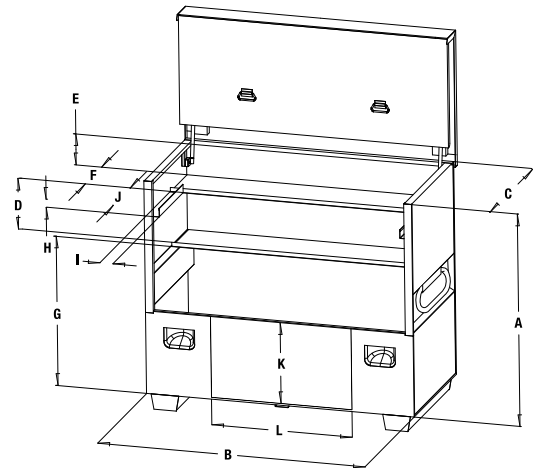


4872



4872R

- Flat-top design provides more storage capacity for tall, bulky items, plus a large work surface for jobsite plans.
- Recessed and concealed lock protector inhibits forced entry and corrosion to lock.
- Channel reinforcements on lid, lock side panels into lid for added security when closed.
- Hinged lower shelf allows for easy storage of larger objects (except Model 3360).
- Angled handle recess prevents pinch points.
- Hemmed (reinforced) high-strength shelves.
- Continuous, non-removable hinge pins help prevent theft.
- Side-wall storage (except Model 3360).
- Strategically located, easily accessible, durable gas springs provide for ease in opening lid.
- Double hinge cover folds up and out of the way.
- New angled 3-1/2" high support skids feature threaded holes for easy caster installation.
- Load ramp for storage of larger, heavier items (Model 4872R only).
- Patented, ergonomically designed fold-down recessed handles.
- Recommend #1 and #5 Masterlock padlocks or equivalent.



Optional casters available for increased mobility. See page 368 for options

CAT. NO.	UPC NO.	CAPACITY FT ³	DIMENSIONS											WEIGHT			
			A	B	C	D	E	F	G	H	I	J	K	L	LBS.	kg	
3360	38719	34.5	33"	60"	30"	—	12.5"	12"	20"	—	—	—	—	—	—	256	116
4848	35043	40	48"	48"	30"	11"	7"	12"	27"	2"	3"	17"	—	—	—	292	132
4860	35057	50	48"	60"	30"	11"	7"	12"	27"	2"	3"	17"	—	—	—	305	138
4872	07487	60	48"	72"	30"	11"	7"	12"	27"	2"	3"	17"	—	—	—	360	163
4872R	07488	60	48"	72"	30"	11"	7"	12"	27"	2"	3"	17"	18"	45"	—	375	170

R = REPLACEMENT PART A = ACCESSORY

Utility Cabinets

2-DOOR UTILITY CABINET



5660L

HALF-STORAGE/HALF CABINET BOX



5660LH

4-DOOR UTILITY CABINET

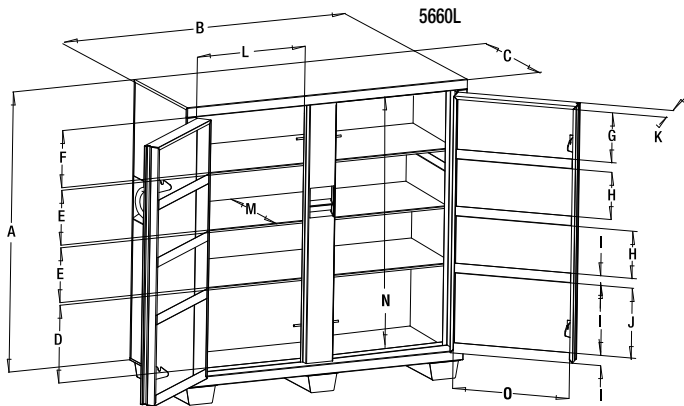


5760

2-DOOR, 30" DEPTH STORAGE CABINET



5760TD



Optional casters available for increased mobility. See page 368 for options

- Recessed and concealed lock protector inhibits forced entry and corrosion to lock.
- Flush-mounted doors.
- Finger-groove door handles.
- Front-door storage. (Rear-door storage also available on Model 5760 only.)
- Hemmed (reinforced) high-strength shelves.
- Large, lower storage areas for bigger items.
- Continuous, non-removable hinge pins to prevent theft.
- New angled 3-1/2" high support skids feature threaded holes for easy caster installation.
- Three 3-1/2" high support skids.
- Weather-resistant design.
- Open storage for shovels, picks, brooms and other long-handled tools. (Model 5660LH only.)
- Patented, ergonomically designed fold-down recessed handles.
- Recommend #1 and #5 Masterlock padlocks or equivalent.

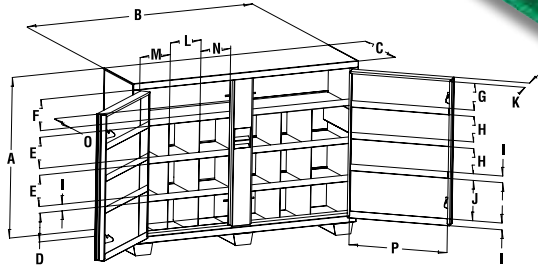
CAT. NO.	UPC NO.	CAPACITY FT ³	DIMENSIONS														WEIGHT		
			A	B	C	D	E	F	G	H	I	J	K	L	M	N	O	LBS.	kg
5660L	38659	46	56"	60"	24"	15"	10.5"	11.5"	10"	10"	2"	14"	3"	23.5"	20.5"	50.5"	24"	401	182
5660LH	07486	46	56"	60"	24"	15"	10.5"	11.5"	10"	10"	2"	14"	3"	23.5"	20.5"	50.5"	24"	408	185
5760	38722	58.3	56"	60"	30"	15"	10.5"	11.5"	10"	10"	2"	14"	3"	23.5"	23.5"	50.5"	24"	437	198
5760TD	07969	59.3	56"	60"	30"	15"	10.5"	11.5"	10"	10"	2"	14"	3"	23.5"	26.5"	50.5"	24"	467	212

R = REPLACEMENT PART A = ACCESSORY

Parts/Fittings Cabinet



2072



- Recessed and concealed lock protector inhibits forced entry and corrosion to lock.
- Flush-mounted doors.
- Finger-groove door handles.
- Front-door storage.
- Hemmed (reinforced) high-strength shelves.
- Continuous, non-removable hinge pins to prevent theft.
- Angled handle recess to prevent pinch points.
- Three 3-1/2" high support skids.
- Eighteen (18) individual separate parts storage compartments.
- Weather-resistant design.
- Recommend #1 and #5 Masterlock padlocks or equivalent.

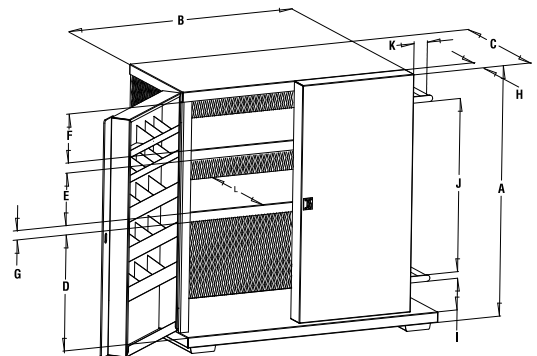
CAT. NO.	UPC NO.	CAPACITY FT ³	DIMENSIONS															WEIGHT LBS. kg		
			A	B	C	D	E	F	G	H	I	J	K	L	M	N	O		P	
2072	07484	40	48"	72"	20"	8.5"	9"	9"	8"	7.5"	2"	12"	3"	10"	10"	9.5"	16.5"	29	406	184

Mesh Cabinet

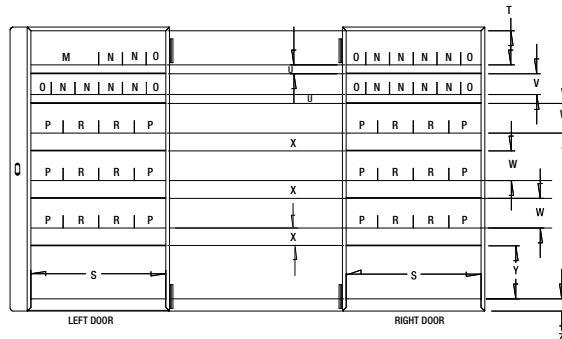


5060MESH

- High-visibility mesh screen on three (3) sides.
- Forty-eight (48) smaller, individual compartments, enabling storage of smaller tools and accessories.
- Platform for shovels, picks, brooms and other long-handle tools.
- Sturdy handle for mobility.
- Supplied with two (2) swivel casters and two (2) rigid 4" (102 mm) casters for easy mobility (Model 696).
- Recommend #1 and #5 Masterlock padlocks or equivalent.



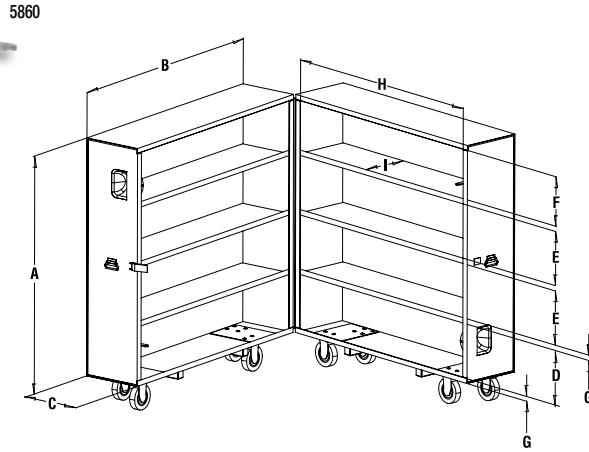
Included



CAT. NO.	UPC NO.	CAPACITY FT ³	DIMENSIONS																	WEIGHT LBS. kg									
			A	B	C	D	E	F	G	H	I	J	K	L	M	N	O	P	R		S	T	U	V	W	X	Y	Z	
5060MESH	04460	37.3	52"	48"	28"	22"	10.5"	10"	2"	4"	5"	35"	5.5"	23"	11.5"	4"	3"	5.5"	6"	23"	5.5"	1.5"	3.5"	5"	3"	9"	2"	401	182

R = REPLACEMENT PART A = ACCESSORY

Bi-Fold Cabinet



- Maximum storage capacity with minimum floor space requirements.
- Four (4) individual 15" d. x 14-1/2" h. x 60" w. (381 x 368 x 1524 mm) storage compartments on each side.
- Reinforced steel shelves welded in place for added strength and durability.
- All shelves feature large front lip to keep small items from rolling off.
- Each bi-fold section is mounted on four casters for easy opening and closing.
- Six (6) swivel and two (2) rigid 6" (152 mm) casters included for easy mobility (Models 503 and 603).
- Recommend #1 and #5 Masterlock padlocks or equivalent.

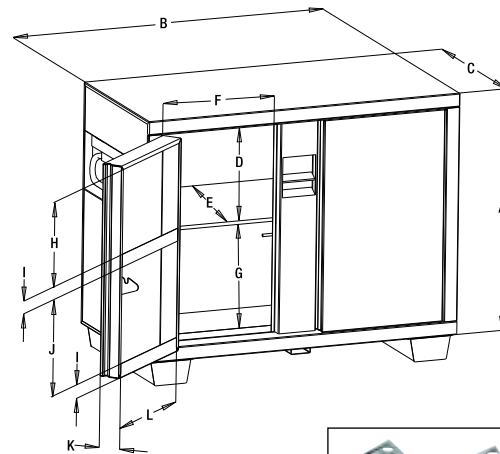
CAT. NO.	UPC NO.	CAPACITY FT ³	DIMENSIONS									WEIGHT	
			A	B	C	D	E	F	G	H	I	LBS.	kg
5860	35068	60.4	58"	60"	30"	13"	13"	12"	1"	57"	14.5"	548	249



Included

Cabinet/Workbench

3448



- Recessed and concealed lock protector inhibits forced entry and corrosion to lock.
- Flush-mounted doors with finger-groove door handles.
- New angled 3-1/2" high support skids feature threaded holes for easy caster installation.
- Front-door storage.
- Hemmed (reinforced) high-strength shelves.
- Large, lower storage areas for bigger items.
- Continuous, non-removable hinge pins to prevent theft.
- Angled handle recess to prevent pinch points.
- Patented, ergonomically designed fold-down recessed handles.
- Weather-resistant design.
- Recommend #1 and #5 Masterlock padlocks or equivalent.

CAT. NO.	UPC NO.	CAPACITY FT ³	DIMENSIONS												WEIGHT	
			A	B	C	D	E	F	G	H	I	J	K	L	LBS.	kg
3448	38720	22.5	34"	48"	24"	13.5"	20.5"	17.5"	15"	12.5"	2"	14"	3"	17"	201	91.2



Optional casters available for increased mobility. See page 368 for options

Field Office



8060 DLX

(Tools sold separately)

- Slanted work surface with lockable, concealed storage area.
- Concealed lock protectors protect locks from drilling and cutting.
- Weather stripping on doors to help protect documents and tools from the elements.
- Lid with heavy-duty gas spring and a locking arm for ease of opening and safety.
- Shelving throughout, for organizing and storing jobsite tools and supplies.
- Grooved front doors for ease of opening and storage compartment access.
- Patented, ergonomically designed fold-down recessed handles.
- Continuous, non-removable pin hinges.
- Overlapping corners, rolled edges, and strategically placed reinforcements for added strength.
- Recommend #1 and #5 Masterlock padlocks or equivalent.
- Welded 16-gauge steel construction for durability.
- Transportable with forklift.
- Optional casters available for increased mobility.



Tamper-proof lock protectors (for upper and lower doors).



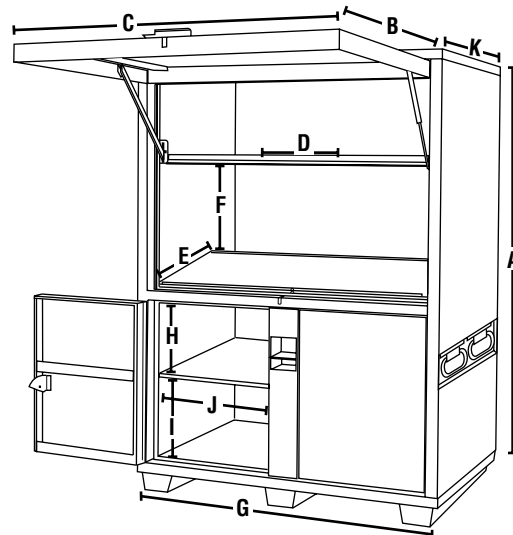
Slanted work surface with lockable, concealed storage area.



Door grooves provide a gripping surface for convenient opening.



Top door opens with a gas spring and is supported by a locking arm.



Optional casters available for increased mobility. See page 368 for options

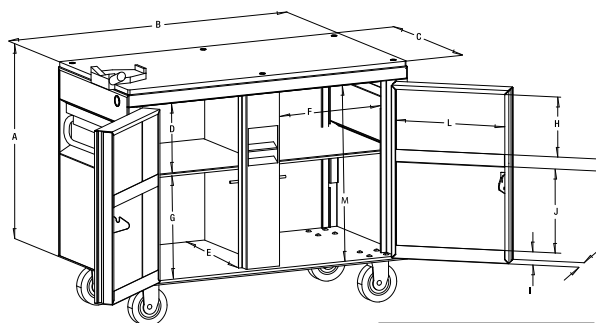
CAT. NO.	UPC NO.	CAPACITY FT ³	DIMENSIONS										WEIGHT		
			A	B	C	D	E	F	G	H	I	J	K	LBS.	kg
8060 DLX	04719	116.5	80"	41.6"	55.6"	20.6"	26.8"	19.2"	60"	14"	15.5"	24"	42"	632	286

Mobile Workbench



- Tough composition board work surface on top with built-in chain vise and telescoping wrench stop.
- Removable self-stored shelf enables storage of larger items.
- Supplied with two (2) locking swivel casters and two (2) rigid 6" (152 mm) casters for easy mobility (Model 703).
- Recessed and concealed lock protector inhibits forced entry and corrosion to lock.
- Flush-mounted doors.
- Finger-groove door handles.
- Front door storage.
- Hemmed (reinforced) high-strength shelves.
- Large lower storage areas for bigger items.
- Continuous, non-removable hinge to prevent theft.
- Angled handle recess to prevent pinch points.
- Patented, ergonomically designed fold-down recessed handles.
- Recommend #1 and #5 Masterlock padlocks or equivalent.

3548



CAT. NO.	UPC NO.	CAPACITY FT ³	DIMENSIONS											WEIGHT			
			A	B	C	D	E	F	G	H	I	J	K	L	M	LBS.	kg
3548	31229	23	30"	48"	24"	11"	20.5"	17.5"	15"	9.5"	2"	13"	3"	17"	27"	257	118



Included

Welder's Boxes

1230



1531




- Protects small tools and supplies.
Single lock hasp for use with padlock.
- Compact side handles for easy portability.
- Heavy-duty hinges, plus chain connector to hold lid in open position.
- Recommend #1 and #5 Masterlock padlocks or equivalent.

CAT. NO.	UPC NO.	CAPACITY FT ³	DIMENSIONS			WEIGHT	
			HEIGHT	WIDTH	DEPTH	LBS.	kg
1230	31510	3.3	12"	30"	16"	48	21.8
1531	23274	4.5	15"	31"	18"	51	23.1

R = REPLACEMENT PART **A** = ACCESSORY

Casters



- Caster bolt pattern 2-7/8" x 3-1/4".
- Polyolefin-injected molded hard casters: stain-resistant, chemical-resistant, and non-marking.

CAT. NO.	UPC NO.	DESCRIPTION	WHEEL		CAPACITY		SHIP WEIGHT	
			DIA. IN. (mm)	TREAD IN. (mm)	LBS.	kg	LBS.	kg
503*	28044	4 Swivel	6 (152)	2 (51)	2000	907	22	10
603*	23405	2 Rigid, 2 Swivel	6 (152)	2 (51)	2000	907	20	9
703†	08420	2 Rigid, 2 Locking Swivel	6 (152)	2 (51)	2000	907	20	9
803†	08414	4 Locking Swivel	6 (152)	2 (51)	2000	907	22	10
696*	15341	2 Rigid, 2 Swivel	4 (102)	2 (51)	1600	726	13	6
697*	89189	4 Swivel	4 (102)	2 (51)	1600	726	15	7

*Each caster set includes (16) 3/8-16 x 1" self-threading mounting screws.

†Each caster set includes (16) 3/8-16 x 1" carriage bolts; (16) 3/8-16 hex nuts; (16) 3/8 lockwashers.

CASTER SELECTION CHART

STORAGE BOX CAT. NO.	CASTER CAT. NO.					
	503	603	703	803	696	697
1332	✓	✓			✓	✓
1636	✓	✓			✓	✓
2142	✓	✓			✓	✓
2448	✓	✓			✓	✓
2460	✓	✓			✓	✓
3048	✓	✓			✓	✓
2472	✓	✓			✓	✓
1230						
1531						
5060MESH	✓	✓			Included	✓
3360	✓	✓			✓	✓
4848	✓	✓			✓	✓
4860	✓	✓			✓	✓
4872	✓	✓			✓	✓
4872R	✓	✓			✓	✓
2260	✓	✓			✓	✓
3648	✓	✓			✓	✓
3660	✓	✓			✓	✓
3448	✓	✓			✓	✓
2072						
5660L	✓	✓			✓	✓
5660LH	✓	✓			✓	✓
5760	✓	✓			✓	✓
5760TD	✓	✓			✓	✓
5860	Included	Included				
3548	✓	✓	Included	✓		
8060DLX	✓	✓			✓	✓

Replacement Parts

REPLACEMENT PARTS

CAT. NO.	UPC NO.	DESCRIPTION
06291	06291	Box Caster Bolt Set (16-Bolt Kit)
08426	08426	Box Caster Bolt Set 16-Bolt Kit (3548, 5860 only)
27472	50017144	Lid Support – (L) Side
27471	50017187	Lid Support – (R) Side
08428	08428	10 mm Gas Spring Ball Stud Replacement Kit (all Slant/Flat-Tops)
53950	53950	Gas Springs for 2260
53904	53904	Gas Springs for 3360, 4848 and 4860 Storage Boxes
53951	53951	Gas Springs for 3648 and 3660
04339	04339	Latch Repair Kit (5860)
54997	54997	Latch (5860)
54998	54998	Strike (5860)
55124	55124	Latch Threaded Rod (5860)
08427	08427	13 mm Gas Spring Ball Stud Replacement Kit (8060 DLX)
55294	55294	Replacement Gas Spring Kit – Shock and (2) Clips (8060 DLX)
01886	01886	Replacement Gas Spring Kit for 4872

Greenlee Green Spray Touch-up Paint



- Closely matches Greenlee painted products.

CAT. NO.	UPC NO.	DESCRIPTION	WEIGHT	
			LBS.	kg
22618	22618	13 oz. (384 ml) Aerosol Can of Greenlee Green Spray Paint	1.2	.5
10378	10378	13 oz. (384 ml) Aerosol Can of Greenlee Flat Green Spray Paint*	1.2	.5

NOTE: The color green is a registered trademark for Test Instruments, Job Boxes, Benders and Pulling Equipment.
*For Storage Boxes

WIRE AND CABLE HANDLING

Folding Hand Caddy



- Holds up to 6 spools of #10 wire.
- Folds down to 2-1/2" (63.5 mm) for easy storage.
- Pinless design eliminates loose parts.

CAT. NO.	UPC NO.	DESCRIPTION
9501	01202	Folding Hand Caddy

SPECIFICATIONS

Size	10" (254 mm) H x 18-1/2" (470 mm) W
Capacity	Six 500' (152.4 m) spools of #10 AWG Maximum Spool Diameter: 7.5" (190 mm) Maximum Spool Diameter (top spindle, with empty bottom spindle): 12.5" (317 mm) Maximum Spool Width: 8.5" (215 mm)
Weight	6 lbs. (2.7 kg)

Hand Caddy



- Holds four 500' (152.4 m) spools of #10 AWG (7" dia. by 6"-10" wide)
- Holds up to eight 500' (152.4 m) spools of #12 AWG (7" dia. x 5" wide)
- 3/8" (9.5 mm) diameter solid steel spool support spindles.
- Spool retaining washers on spindles.
- Pinless design eliminates loose parts.

CAT. NO.	UPC NO.	DESCRIPTION
9502	08187	Hand Caddy

SPECIFICATIONS

Size	10-1/2" (267 mm) H x 13-1/2" (343 mm) W x 21" (533 mm) L
Capacity	Eight 500' (152.4 m) spools of #12 AWG; Four 500' (152.4 m) spools of #10 AWG Maximum Spool Diameter: 9" (229 mm) Maximum Spool Width: 10.5" (266 mm)
Weight	4 lbs. (1.8 kg)

Data Cable Caddy



- Width is ideal for large diameter spools of coax, data and communications cable.
- Especially handy for 6" (152 mm) wide and up to 19" (483 mm) diameter spools.
- Folds down for easy storage.
- Pinless design eliminates loose parts.

CAT. NO.	UPC NO.	DESCRIPTION
9520	01228	Data Cable Caddy

SPECIFICATIONS

Size	21" (533 mm) L x 28-1/2" (724 mm) W x 11-1/2" (292 mm) H
Capacity	Maximum Total Spool Weight: 100 lbs. (45.4 kg) Maximum Spool Diameter: 19" (483 mm) Maximum Spool Width: 24.88" (632 mm)
Weight	11 lbs. (5 kg)

Wire Reel Support Frame



- 914 consists of one frame with 2 wheels only; 2 or more 914's and a spindle made of 1" rigid conduit are required to make a reel support setup.
- Easy to set up. Insert spindle in one 914 support frame, tighten locking screw, slide reels on spindle, insert spindle in second 914 support frame, tighten thumb screw and you're ready to go.
- Casters swivel and lock for ease of use.

CAT. NO.	UPC NO.	DESCRIPTION
914	26438	Wire Reel Support Frame

SPECIFICATIONS	
Size	17-1/2" (444 mm) W x 14" (355 mm) H
Capacity	1" Rigid Conduit for spindle; hold 500' (152.4 m) to 2500' (762 m) spools up to 18" (457 mm) in diameter
Weight	8.4 lbs. (3.8 kg)

Deluxe Wire Caddy



- All welded steel frame.
- 6 wire spool axles with spring clip locks.
- Collapsible wire guide.
- Swivel caster set with two (2) locking casters for easy use.

CAT. NO.	UPC NO.	DESCRIPTION
906	33026	Wire Caddy with Casters and Wire Guide
33405	33405 R	Caster Set (2 swivel, 2 swivel lock)
50303	50303 R	Hitch Clip

SPECIFICATIONS	
Size	16" (406 mm) L x 26" (660 mm) W x 17-1/2" (444 mm) H
Capacity	Six 500' (152.4 m) spools up to 8" (203 mm) in diameter of #6 thru #10 AWG Maximum Spool Width: 2 x 8.5" (215 mm), 4 x 12.13" (308 mm)
Weight	10 lbs. (4.5 kg)

6-Spindle Wire Caddy



- All steel welded frame with 6 reel spindles and feeding eye.
- Angled spindles keep reels in place without locks and help brake the reel while paying out.
- Mobile, two (2) fixed wheels and one (1) that swivels and locks, allow easy movement and control.
- Fits through a 30" (762 mm) doorway.

CAT. NO.	UPC NO.	DESCRIPTION
909	22875	Wire Dispenser
52284	52284 R	Swivel Caster (1)
52285	52285 R	Wheel (2)

SPECIFICATIONS	
Size	39" (990 mm) L x 30" (762 mm) W x 31" (787 mm) H.
Capacity	Six 2,500' (762 m) spools up to 18" (457 mm) in diameter. Maximum Spool Width: 13" (330 mm)
Weight	93 lbs. (42.2 kg)

6-Reel Caddy



- Spindle sleeves to facilitate easier pay-out of wire.
- Holds up to six (6) 2,500' (762 m) spools of #14, #12, or #10 AWG wire.
- Folds for easy storage.
- Two (2) fixed and two (2) locking swivel casters for easy portability.
- Pinless design eliminates loose parts.

CAT. NO.	UPC NO.	DESCRIPTION
----------	---------	-------------

9517	01225	6-Reel Caddy
01221	01221	Replacement Caster
01220	01220	Replacement Wheel

SPECIFICATIONS

Size	40-1/2" (1030 mm) H x 33" (838 mm) W
Capacity	Six (6) 2500' (762 m) spools of #10 AWG wire Maximum Total Spool Weight: 450 lbs. (204 kg) Maximum Spool Diameter: 15" (380 mm) Maximum Spool Width: 14.75" (375 mm)
Weight	60 lbs. (27.2 kg)

10-Reel Caddy



- Spindle sleeves to facilitate easier pay-out of wire.
- Holds up to ten (10) 2,500' (762 m) spools of #10 AWG wire.
- Folds down for easy storage.
- Two (2) fixed and two (2) locking swivel casters for easy portability.
- Pinless design eliminates loose parts.

CAT. NO.	UPC NO.	DESCRIPTION
----------	---------	-------------

9516	01222	10-Reel Caddy
01221	01221	Replacement Caster
01220	01220	Replacement Wheel

SPECIFICATIONS

Size	51-1/2" (1308 mm) H x 34-1/2" (876 mm) W
Capacity	Maximum Total Spool Quantity - Ten (10) 2500' (762 m) spools of #10 AWG wire Maximum Total Spool Weight: 750 lbs. (340 kg) Maximum Spool Diameter: 15" (380 mm) Maximum Spool Width: 14.63" (370 mm)
Weight	98 lbs. (44.5 kg)

500' Wire Cart



- Holds up to sixty (60) 500' (152.4 m) spools of #12 AWG wire.
- Folds for easy storage.
- Two (2) large wheels and two (2) swivel casters for easy portability.
- Pinless design eliminates loose parts.

CAT. NO.	UPC NO.	DESCRIPTION
----------	---------	-------------

9515	01218	Large 500' Spool Caddy
01221	01221	Replacement Caster
01220	01220	Replacement Wheel

SPECIFICATIONS

Size	45-1/2" (1156 mm) H x 34-1/2" (880 mm) W
Capacity	Sixty (60) 500' (152.4 m) spools of #12 AWG wire Maximum Total Spool Weight: 600 lbs. (272.2 kg) Maximum Spool Diameter: 7.5" (190 mm) Maximum Spool Width: 14.75" (375 mm)
Weight	92 lbs. (42 kg)

Wire Dispenser



- All welded steel construction.
- Includes two (2) fixed and two (2) swivel locking heavy-duty casters.
- The spool rack consists of ten (10) spindles and an adjustable guide loop, and can be turned 360° independent of the base.
- Spindles are angled to contain reels and act as a brake while paying out wire.
- Fits through a 36" (915 mm) opening.

CAT. NO.	UPC NO.	DESCRIPTION
----------	---------	-------------

910	21982	Wire Dispenser
51488	51488	R Caster (Rigid)
53259	53259	R Caster (Swivel)

SPECIFICATIONS

Size	36-1/4" (921 mm) L x 31-1/2" (800 mm) W x 59" (1499 mm) H.
Capacity	Ten (10) 2500' (762 m) spools up to 18" (457 mm) in diameter. Maximum Spool Width: 14.18" (360 mm)
Weight	213 lbs. (96.6 kg)

Hand Truck / Wire Cart



- Holds up to twelve (12) spools of #12 AWG wire or eight (8) spools of #10 AWG wire.
- 10" (254 mm) diameter pneumatic tires for jobsite portability.
- Pinless design eliminates loose parts.
- Four (4) solid steel 1/2" (13 mm) spindles included.
- Lay cart flat when dispensing wire. Upright for use as hand truck.

CAT. NO.	UPC NO.	DESCRIPTION
----------	---------	-------------

9505	01205	Hand Truck Caddy
01207	01207	R Spindle (9505/9510)

SPECIFICATIONS

Size	46-5/8" (1180 mm) L x 28-1/4" (718 mm) W
Capacity	Maximum Total Spool Weight: 200 lbs (90.7 kg) 4000' (1219.2 m) # 10 AWG wire Maximum Spool Diameter: 7.5" (190 mm) Dolly Lift (Maximum): 250 lbs. (113.4 kg) Maximum Spool Width: 18" (457 mm)
Weight	32 lbs. (14.5 kg)

Deluxe A-Frame Wire Cart



- Holds up to twenty for (24) spools of #12 AWG wire or sixteen (16) spools of #10 AWG wire.
- Folds for easy storage.
- 10" (254 mm) diameter pneumatic tires for jobsite portability.
- Pinless design eliminates loose parts.
- Eight (8) solid steel 1/2" (12.7 mm) spindles included.
- Optional Basket Caddy available to dispense metal-clad cable (see page 363).

CAT. NO.	UPC NO.	DESCRIPTION
----------	---------	-------------

9510	01214	Deluxe A-Frame Mobile Caddy
9527	01264	A Caddy Bracket and Basket
01207	01207	R Spindle (9505/9510)

SPECIFICATIONS

Size	47-7/8" (1216 mm) H x 28-1/4" (718 mm) W
Capacity	Maximum Total Spool Weight: 400 lbs. (181 kg) Maximum Spool Diameter: 7.5" (190 mm) Maximum Spool Width: 18" (457 mm)
Weight	47 lbs. (21.5 kg)


Hand Truck / Wire Cart



38733
With 10462 Expander Kit



38733



10462

- Heavy-duty wheels for durability and easy transporting.
- Dual heavy-duty wire guides for dispensing multiple wires in all directions.
- Only 23" (584 mm) wide to fit through narrow doorways.
- Comes with five 5/8" (16 mm) diameter reel spindles for storing and dispensing up to fifteen spools of #14 THHN wire.
- Storage space for three (3) spindles and clips eliminates loose parts when they are not in use.
- Expander kit available to increase capacity by 60%.

CAT. NO.	UPC NO.	DESCRIPTION
38733	38733	Hand Truck Wire Cart
10462	10462	Expander Kit
50303	50303	Hitch Clip
38774	38774	Spindle (38733)

SPECIFICATIONS

Size	38733	46" (1168 mm) H x 23" (584 mm) W x 22-1/2" (571 mm) D
	10462	41" (1041 mm) H x 12-5/8" (321 mm) W
Weight	38733	58 lbs. (26.3 kg)
	10462	15.7 lbs. (7.1 kg)

WIRE CAPACITY CHART

NUMBER OF SPOOLS		MAXIMUM SPOOL DIAMETER	MAXIMUM SPOOL WIDTH	TYPICAL WIRE LENGTH
38733 WIRE CART	WITH 10462 EXPANDER			
15	24	7" (178 mm)	5-3/8" (137 mm)	500 ft. (152 m)
10	16	7" (178 mm)	8" (203 mm)	500 ft. (152 m)
3	5	12" (305 mm)	16-3/8" (416 mm)	2,500 ft. (762 m)
3	3	14" (356 mm)	16-3/8" (416 mm)	2,500 ft. (762 m)
2	2	22" (559 mm)	16-3/8" (416 mm)	1,000 ft. (305 m)

Wire Cart



- Large capacity, excellent for storing, transporting or feeding wire.
- Save space, use and store vertically or horizontally.
- Five (5) strong reel axes with spring clip retainers plus two (2) positions for axle storage allows you to configure for large reels with no loose parts.
- Strong, yet lightweight, tubular steel welded construction with rugged 8" (203 mm) wheels.
- Built-in wire guide for horizontal dispensing.
- Will pass through a 28" (711 mm) opening.

CAT. NO.	UPC NO.	DESCRIPTION
911	31518	Wire Cart
31523	31523	Reel Shaft for 911 Wire Cart
50303	50303	Hitch Clip

SPECIFICATIONS

Size	54-1/2" (1384 mm) L x 27" (685 mm) W x 26-1/2" (673 mm) H when horizontal
Capacity	Six (6) 2,500' (762 m) spools up to 16" (406 mm) in diameter Fifteen (15) 500' (152.4 m) spools up to 8" (203 mm) in diameter Max. Spool Weight: 550 lbs. Maximum Spool Width: 24" (610 mm)
Weight	62 lbs. (28.1 kg)

Cable Reel Transporter



- All steel welded frame with heavy-duty wheels.
- Unique design provides easy setup for cable payout.
- Handle folds to save space when using as a dispenser.

CAT. NO.	UPC NO.	DESCRIPTION
916	32935	Cable Reel Transporter
33035	33035	R Spindle for 916 Transporter
52466	52466	R Wheel Kit (2)

SPECIFICATIONS

Size	63" (1600 mm) L x 29-7/8" (759 mm) W x 26-3/4" (679 mm) H when horizontal
Capacity	Reels of cable or BX up to 20" (508 mm) W and 40" (1016 mm) in diameter maximum total reel weight 300 lbs. (136 kg)
Weight	110 lbs. (49.9 kg)

Conduit and Pipe Storage Rack



- 7 individual bins allow you to sort by size and type.
- Folds down for storage.
- No. 603 Casters included.

CAT. NO.	UPC NO.	DESCRIPTION
668	15343	Mobile Conduit and Pipe Rack with 603 casters
503	28044	A 6" (152.4 mm) Diameter Caster Set, 4 Swivel
603	23405	R 6" (154.4 mm) Diameter Caster Set, 2 Swivel and 2 Rigid

SPECIFICATIONS

Capacity	1000 lbs. (454 kg)
Dimensions	58-1/2" (1486 mm) long x 34" (864 mm) wide x 63-1/2" (1613 mm) high
Folded Down	58-1/2" (1486 mm) long x 34" (864 mm) wide x 19" (483 mm) high
Weight	113 lbs. (51.3 kg)

Pipe Cart



- Easy, one-person operation saves time and money.
- Move standard 20 ft. (6.1 m) lengths of pipe.
- Large 4.80" x 8" (122 mm x 203 mm) wheels with 4-ply pneumatic tires.
- Heavy-duty steel construction for long service life.

CAT. NO.	UPC NO.	DESCRIPTION
36745	36745	Pipe Cart
02182	02182	R Wheel Replacement Kit (1)

SPECIFICATIONS

Capacity	20" (508 mm) Diameter – 1000 lbs. (454 kg)
-----------------	--

BX-Armored Coiled Cable Dispenser



- Dispense armored cable, flexible conduit, Greenfield® or NM-B cable fast and easy without twists or tangles.
- Base with adjustable tension control rotates to dispense the cable without overpulling.
- Large pulling eye rotates freely and can be used as a carrying handle when the dispenser is empty.

CAT. NO.	UPC NO.	DESCRIPTION
37218	37218	Armored Cable Dispenser

SPECIFICATIONS	
Size	13-1/2" (342.9 mm) H x 26" (660.4 mm) diameter
Capacity	One 250' (76.2 m) coil of 14/2, 14/3, 12/2, or 12/3 armored cable or romex.
Weight	31 lbs. (14.1 kg)

Armored Coiled Cable Dispenser/Transporter



- Dispense one (1) coil of armored cable, flexible conduit, Greenfield® or NM-B cable fast and easy without twists or tangles.
- Base with adjustable tension control rotates to dispense the cable without overpulling.
- Large pulling eye rotates freely.
- Transport up to three coils.

CAT. NO.	UPC NO.	DESCRIPTION
37202	37202	Armored Cable Dispenser/Transporter

SPECIFICATIONS	
Size	45" (1143 mm) H x 28-1/2" (724 mm) W x 29" (736 mm) D
Capacity	Dispense - One 250' (76.2 m) coil of 14/2, 14/3, 12/2, or 12/3 armored cable or romex. Transport - Three (3) Coils, maximum capacity 250 lbs. (113 kg).
Weight	45 lbs. (20.4 kg)

Storage & Material Handling

USA Tel: 800.435.0786
Fax: 800.451.2632


Canada Tel: 800.435.0786
Fax: 800.524.2853

International Tel: +1.815.397.7070
Fax: +1.815.397.9247

Caddy Basket Cable Dispenser



Fold for easy storage



Optional 9529F

9525F

9510 Wire Cart sold separately (see page 360)



9527

STUD MOUNT CADDY (9525F)

- Fits both 2x4 and 2x6 studs.
- Dispense coils of NM-B or armored cable.
- Swivel eyelet eliminates tangles.
- Add 9529F basket to double capacity.
- Folds for easy storage.

MOBILE MOUNT CADDY (9527)

- Optional caddy for 9510 Deluxe A-frame Mobile Caddy.
- Dispense one coil of NM-B or armored cable.
- Swivel eyelet eliminates tangles.

FLOOR MOUNT CADDY (9528)

- Dispense coils of NM-B or armored cable.
- Swivel eyelet eliminates tangles.
- Wide base for stable performance.

CAT. NO.	UPC NO.	DESCRIPTION
9525F	02070	Folding Stud Mount Caddy

Consists of:

9529F	02071	Optional Caddy Basket
-------	-------	-----------------------

CAT. NO.	UPC NO.	DESCRIPTION
9527	01264	Caddy Bracket and Basket

Consists of:

9532	01253	Mobile Mount Bracket
9529	01232	Caddy Basket

CAT. NO.	UPC NO.	DESCRIPTION
9528	01265	Floor Mount Caddy and Basket

Consists of:

9533	01259	Floor Mount Bracket
9529	01232	Caddy Basket

SPECIFICATIONS

9525F	9527	9528
Maximum Capacity 100 lbs. (45.4 kg)	Maximum Capacity 50 lbs. (22.7 kg)	Maximum Capacity 50 lbs. (22.7 kg)
Weight 10.5 lbs. (4.8 kg)	Weight 10.5 lbs. (4.8 kg)	Weight 10.5 lbs. (4.8 kg)
Size 29-1/2" (749 mm) H x 20-3/4" (527 mm) W	Size 15" (381 mm) H x 18" (457 mm) W	Size 15.5 (394 mm) H x 19" (483 mm) W
9532	9533	9529/9529F
Weight 5 lbs. (2.3 kg)	Weight 5 lbs. (2.3 kg)	Weight 5.5 lbs. (2.5 kg)
Size 5-1/2" (394 mm) H x 17-3/4" (451 mm) W	Size 15-1/2" (394 mm) H x 19" (483 mm) W	Size 12-3/4" (324 mm) H x 20-3/4" (527 mm) W

Screw-Type Reel Stands



- Wide, welded steel base for added stability with 5/8" holes.
- Roller bearings fit in the spindle groove to keep the spindle in place and turning freely.
- Two stands and a spindle are required for a complete setup.

CAT. NO.	UPC NO.	DESCRIPTION
683	15372	Reel Stand 22" - 54" (558.8 - 1372 mm)
687	17076	Reel Stand 13" - 28" (330.2 - 711.2 mm)
684	15375	A Spindle for 683 Reel Stand
647	15321	A Spindle for 687 Reel Stand
25591	25591	R Stop Pin (683 - 2; 687 - 1)

SPECIFICATIONS

Size	683 - 24" x 21" (610 x 533 mm) base; 54" (1372 mm) maximum height 687 - 15" x 15" (381 x 381 mm) base; 28" (711 mm) maximum height
Capacity	683 - 2,500 lbs. (1134 kg) each, 46" - 96" (1168 x 2438 mm) reel diameter 687 - 2,500 lbs. (1134 kg) each, 28" - 56" (711 x 1422 mm) reel diameter
Weight	683 - 42 lbs. (19.0 kg) 687 - 22 lbs. (9.9 kg)

Ratchet-Type Reel Stand



- Ratchet mechanism to easily raise or lower the height.
- Roller bearings fit in the spindle groove to keep the spindle in place and turning freely.
- Two stands and a spindle are required for a complete setup.

CAT. NO.	UPC NO.	DESCRIPTION
656	21979	Ratchet Reel Stand 28" - 46-5/8" (711 mm - 1184 mm)
657	21980	A Spindle for 656 Reel Stand
30291	30291	R Handle with Grip

SPECIFICATIONS

Size	24-1/2" x 23" (622 mm x 584 mm) base; 46-5/8" (711 mm - 1184 mm) maximum height
Capacity	3,750 lbs. (1701 kg) each 58" - 90" (1473 mm - 2286 mm) reel diameter
Weight	87 lbs. (39.3 kg)

Reel Stand Spindles




- Steel spindles with grooves to fit reel stand rollers.

SPECIFICATIONS


Size	647 - 2-3/8" diameter x 62" (60.3 x 1575 mm) 657 - 3-1/2" diameter x 100" (89 x 2540 mm) 684 - 2-3/8" diameter x 76" (60.3 x 1930 mm)
Capacity	647 - 5,000 lbs. (2268 kg) 59" (1500 mm) between grooves 657 - 7,500 lbs. (2388 kg) 94" (2540 mm) between grooves 684 - 5,000 lbs. (2268 kg) 73" (1854 mm) between grooves
Weight	647 - 42 lbs. (19.06 kg) 657 - 124 lbs. (56.25 kg) 684 - 50 lbs. (22.68 kg)

CAT. NO.	UPC NO.	DESCRIPTION
647	15321	Spindle for 687 Reel Stand
657	21980	Spindle for 656 Reel Stand (only)
684	15375	Spindle for 683 Reel Stand

Reel Rollers



39660



39666

- Heavy-duty welded steel construction.
- Built-in loading ramps.
- Adjustable to various reel widths and diameters. (21" dia. min.)
- Roller locks for unloading.
- Side ball rollers for centering.
- Fast, convenient ground-level setup for paying out large cable reels.

CAT. NO.	UPC NO.	DESCRIPTION
39660	39660	Reel Roller, single platform roller
39661	39661	Reel Roller, single (two required)
39664	39664	Spreader Kit, two 48" spreader bars
39666	39666	Reel Roller Kit, (includes two 39661 rollers and one 39664 spreader kit)

SPECIFICATIONS

Size	39660 - 32" (813 mm) L × 34" (864 mm) W, 87 lbs. (39 kg)
	39661 - 32" (813 mm) L × 11" (279 mm) W, 45 lbs. (20 kg)
	39664 - 48" (1067 mm) L, 9 lbs. (4 kg)
	39666 - 32" (813 mm) L × 48" (1219 mm) W, 99 lbs. (45 kg)
Capacity	39660 - 2,500 lbs. (1134 kg) 30" (762 mm) max reel width
	39661 - 2,000 lbs. (902 kg) per pair, 42" (1067 mm) max reel width
	39666 - 2,000 lbs. (902.2 kg) 42" (1067 mm) max reel width

International Tel: +1.815.397.7070
Fax: +1.815.397.9247

Canada Tel: 800.435.0786
Fax: 800.524.2853

USA Tel: 800.435.0786
Fax: 800.451.2632

Hydraulic Pumps & Miscellaneous

The professional contractor looks to Greenlee for exceptional bolt cutters, hydraulic pumps, accessories and a variety of rope. Each product is designed to make your job faster, safer and easier – get the job done right with Greenlee. To choose the right tool for your job, contact customer service or see your local Greenlee distributor.

FEATURED
Products

381



Bolt Cutters

382



767 Hydraulic Hand Pump

384



980 Electric Hydraulic Pump

385



Hydraulic Hose Units

Hydraulic Pumps & Miscellaneous



BOLT CUTTERS

Heavy-Duty Bolt Cutters with Fiberglass Handles



- Unique cam bolt blade adjustment for easy cutter alignment.
- Forged steel blades for long life.
- Clevis-mounted blades for greater strength.
- Custom rubber grips for maximum power.
- Fiberglass handles are tough and lightweight.





SPECIFICATIONS

CAPACITY	RB85*	RC40*
HDFBC18	5/16" (7.9 mm)	7/32" (5.6 mm)
HDFBC24	3/8" (9.5 mm)	9/32" (7.1 mm)
HDFBC30	1/2" (12.7 mm)	5/16" (7.9 mm)
HDFBC36	5/8" (15.9 mm)	11/32" (8.7 mm)

*Indicates bolt hardness in Rockwell units

WEIGHT

HDFBC18 – 3.4 lbs. (1.5 kg); HDFBC24 – 10.3 lbs. (4.7 kg)
 HDFBC30 – 4.9 lbs. (2 kg); HDFBC36 – 7.6 lbs. (3.4 kg)

CAT. NO.	UPC NO.	DESCRIPTION
HDFBC18	11277	Heavy-Duty Bolt Cutter with Fiberglass Handles 18 in. (457 mm) Long
HDFBC24	11278	Heavy-Duty Bolt Cutter with Fiberglass Handles 24 in. (610 mm) Long
HDFBC30	11279	Heavy-Duty Bolt Cutter with Fiberglass Handles 30 in. (762 mm) Long
HDFBC36	11280	Heavy-Duty Bolt Cutter with Fiberglass Handles 36 in. (914 mm) Long
11367	11367	 Blade Unit for HDFBC18
11342	11342	 Blade Unit for HDFBC24
11344	11344	 Blade Unit for HDFBC30
11346	11346	 Blade Unit for HDFBC36

Heavy-Duty Bolt Cutters



- Unique cam bolt blade adjustment for easy cutter alignment.
- Forged steel blades for long life.
- Clevis-mounted blades for greater strength.
- Custom rubber grips for maximum power.





SPECIFICATIONS

CAPACITY	RB85*	RC40*
HDBC24	3/8" (9.5 mm)	9/32" (7.1 mm)
HDBC30	1/2" (12.7 mm)	5/16" (7.9 mm)
HDBC36	5/8" (15.9 mm)	11/32" (8.7 mm)
HDBC42	3/4" (19.1 mm)	3/8" (9.5 mm)

*Indicates bolt hardness in Rockwell units

WEIGHT

HDBC24 – 5.8 lbs. (2.6 kg); HDBC30 – 8.9 lbs. (4 kg);
 HDBC36 – 13.3 lbs. (6 kg); HDBC42 – 19.8 lbs. (9 kg)

CAT. NO.	UPC NO.	DESCRIPTION
HDBC24	11273	Heavy-Duty Bolt Cutter - 24 in. (610 mm) Long
HDBC30	11274	Heavy-Duty Bolt Cutter - 30 in. (762 mm) Long
HDBC36	11275	Heavy-Duty Bolt Cutter - 36 in. (914 mm) Long
HDBC42	11276	Heavy-Duty Bolt Cutter - 42 in. (1067 mm) Long
11342	11342	 Blade Unit for HDBC24
11344	11344	 Blade Unit for HDBC30
11346	11346	 Blade Unit for HDBC36
11348	11348	 Blade Unit for HDBC42

Bolt Cutters



- Unique cam bolt blade adjustment for easy cutter alignment.
- Forged steel blades for long life.
- Clevis-mounted blades for greater strength.
- Custom rubber grips for maximum power.

SPECIFICATIONS

CAPACITY	RB85*	RC40*
BC14	1/4" (6.4 mm)	3/16" (4.8 mm)
BC18	5/16" (7.9 mm)	1/4" (6.4 mm)
BC24	3/8" (9.5 mm)	5/16" (7.9 mm)
BC30	1/2" (12.7 mm)	11/32" (8.7 mm)
BC36	5/8" (15.9 mm)	3/8" (9.5 mm)

*Indicates bolt hardness in Rockwell units

WEIGHT

BC14 – 2.4 lbs. (1.1 kg); BC18 – 3.4 lbs. (1.5 kg);
BC24 – 5.8 lbs. (2.6 kg); BC30 – 8.9 lbs. (4 kg);
BC36 – 13.3 lbs. (6 kg)

CAT. NO.	UPC NO.	DESCRIPTION
BC14	11267	Standard Bolt Cutter - 14 in. (356 mm) Long
BC18	11268	Standard Bolt Cutter - 18 in. (457 mm) Long
BC24	11269	Standard Bolt Cutter - 24 in. (610 mm) Long
BC30	11270	Standard Bolt Cutter - 30 in. (762 mm) Long
BC36	11271	Standard Bolt Cutter - 36 in. (914 mm) Long
11281	11281	Blade Unit for BC14
11301	11301	Blade Unit for BC18
11306	11306	Blade Unit for BC24
11316	11316	Blade Unit for BC30
11321	11321	Blade Unit for BC36

Threaded Rod Cutter



- One stroke cuts through threaded rod.
- Cuts clean, eliminating the need to grind or file before threading a nut onto cut end.
- Wide base for stable cutting. Includes mounting hole for fast and easy permanent mounting to work surface.
- Strong forged steel cutting head with tool steel cutting die for long life.
- Includes: Threaded Rod Cutter, 1/4" - 20 Cutting Die Set, 3/8" - 16 Cutting Die Set.

SPECIFICATIONS

Capacity	1/4" - 20 soft steel rod (6.4 mm); 3/8" - 16 soft steel rod (9.5 mm)
Weight	14.1 lbs. (6.4 kg)

CAT. NO.	UPC NO.	DESCRIPTION
36587	36587	Threaded Rod Cutter
37186	37186	1/4" - 20 Cutting Die Set
37187	37187	3/8" - 16 Cutting Die Set

HYDRAULIC PUMPS

High-Pressure Hydraulic Hand Pump



- Portable and powerful, for use with Greenlee Benders.
- Versatile, operates in any position.
- Steel pump body and handle with rubber grip.
- Wide base for stability.
- Mounting holes for permanent positioning.
- Includes 3/8" (9.5 mm) female hydraulic connector and dust cap.

SPECIFICATIONS

Operation	Manual – Hand
Capacity	10,000 psi (700 bar), .161 in, (26 mm,) per stroke
Length	25-1/2" (648 mm)
Width	7" (178 mm)
Height	6" (152 mm)

NOTE: See page 385 to select the proper hydraulic hose for this pump.

CAT. NO.	UPC NO.	DESCRIPTION	WEIGHT	
			LBS.	kg
755	15677	High-Pressure Hydraulic Hand Pump	18	8.2
18272	18272	R Seal Kit- Repair		

Hydraulic Hand Pump



- Lightweight and portable, for use with Greenlee Punch Drivers.
- Versatile, operates in any position.
- Single speed.
- Rugged steel pump body/reservoir with cast aluminum handle.
- Has mounting holes for easy, permanent mounting.

CAT. NO.	UPC NO.	DESCRIPTION	WEIGHT	
			LBS.	kg
767	13284	Hydraulic Hand Pump	6	2.7
04343	04343	R Seal Kit Repair for Serial Code ABM		
13800	13800	R *Seal Kit Repair for Serial Code 55D & Up		
13801	13801	R *Seal Kit Repair for Serial Code 61BG thru 67BG		
30242	30242	R *Seal Kit Repair for Serial Code 68BG TO BG33181628		
30242	30242	R Seal Kit Repair for Serial Code BG331816 & Up		

*NOTE: Must also purchase 30241 Follower

SPECIFICATIONS

Operation	Manual – Hand
Capacity	6,500 psi (448 bar), .0823 in, (13 mm,) per stroke
Length	13" (330 mm)
Width	4" (102 mm)
Height	4" (102 mm)

NOTE: See page 385 to select the proper hydraulic hose for this pump.

Hydraulic Foot Pump



- Free both hands to position and hold the working tool.
- Foot activated release lever.
- Hold-down pin keeps pedal down for storage and transport.
- Angled base bar keeps the pump upright and stable.
- Includes 1/4" (6.4 mm) female coupler with dust cap.

CAT. NO.	UPC NO.	DESCRIPTION	WEIGHT	
			LBS.	kg
1725	31353	Hydraulic Foot Pump	11	5
24496	24496	R Seal Kit w/ RD Serial Code		
25214	25214	R Seal Kit w/ RU Serial Code		
33336	33336	R Seal Kit w/ VK Serial Code		

SPECIFICATIONS

Operation	Manual – Foot
Capacity	6,500 psi (448 bar), .117 in. (19 mm.) per stroke
Length	16" (406 mm)
Height	Pedal down 6" (152 mm), Pedal up 12" (305 mm)
Width	8" (203 mm)

NOTE: See page 385 to select the proper hydraulic hose for this pump.

Hand-Operated Hydraulic Pump



- Two-speed hydraulic pump. Ideal for use with remote cutting and crimping tools.
- Compact and lightweight – easy to move around jobsites.
- Solid base with wide legs provides for good stability during operation.
- Built-in carrying handle.
- Large, easy-to-grasp, retraction wheel.
- Equipped with 3/8" female screw-type hydraulic coupler.

CAT. NO.	UPC NO.	DESCRIPTION	WEIGHT	
			LBS.	kg
7475H	07475	Hand-Operated Hydraulic Pump	18	8.2
07829	07829	R Seal Kit		

SPECIFICATIONS

Max output pressure	10,000 psi (700 bar)
Useable oil capacity	0.75 quart (0.74 liter)
1st stage oil volume (200 psi)	0.82 cu in/stroke
2nd stage oil volume (10,000 psi)	0.16 cu in/stroke
Length (including coupler)	25" (635 mm)
Width	5-5/8" (143 mm)
Height	5-1/2" (140 mm)

NOTE: See page 385 to select the proper hydraulic hose for this pump.

Electric Hydraulic Pump



- Useable oil volume: 3 quarts (2.8 liters).
- For use with Greenlee 2" capacity benders.
- Automatic or manual ram-return selector valve provides more control from the pendant switch.
- Molded enclosure protects pump, motor and circuitry in tough working environments.
- Use with single-hose hydraulic systems with spring-return rams.

CAT. NO.	UPC NO.	DESCRIPTION	WEIGHT	
			LBS.	kg
975	33516	Electric Hydraulic Pump	51	23
34369	34369	R Seal Kit		

SPECIFICATIONS

Operation	120 VAC 1/2 HP (.375 kW)
Capacity	10,000 psi (700 bar); 250 inch. (4 L) per minute rapid advance; 18 inch. (.32 L) per minute at full pressure
Length	12" (305 mm)
Width	10" (254 mm)
Height	15-1/2" (394 mm)

NOTE: See page 385 to select the proper hydraulic hose for this pump.

Electric Hydraulic Pump



- Useable oil volume: 6-1/4 quarts (5.9 liters)
- For use with all Greenlee benders.
- Solid state controls for added reliability.
- Low pressure for fast ram advance, automatically changes to low volume high pressure.
- Pendant control for advance, valve on pump for release.
- Use with single-hose hydraulic systems with spring-return rams.
- Equipped with four swivel casters.
- Cast aluminum reservoir for long life.

CAT. NO.	UPC NO.	DESCRIPTION	WEIGHT	
			LBS.	kg
960 SAPS	18297	Electric Hydraulic Pump	92	42
18416	18416	 Seal Kit		

SPECIFICATIONS


Operation	120 VAC 1-1/2 HP (1.12 kW)
Capacity	10,000 psi (700 bar); 300 inch ₃ (4.8 L) per minute rapid advance; 54 inch ₃ (.9 L) per minute at full pressure
Length	12" (305 mm)
Width	10-3/4" (223 mm)
Height	22-5/16" (567 mm)

NOTE: See page 385 to select the proper hydraulic hose for this pump.

Electric Hydraulic Pump



- Useable oil volume: 6 quarts (5.7 liters).
- For use with all Greenlee benders.
- Handy pendant advance control on 980 and 980-22PS. The 980-22FS has a foot-control switch.
- Low voltage pendant coupled to solid state motor controls eliminates contact arcing for greater reliability and longer life.
- Automatic or manual ram return selector valve provides more control from the pendant switch.
- Molded enclosure protects pump, motor and circuitry in tough working environments.
- Use with single-hose hydraulic systems with spring-return rams.

CAT. NO.	UPC NO.	DESCRIPTION	WEIGHT	
			LBS.	kg
980	33515	Electric Hydraulic Pump with Pendant	71	32
980-22	36314	Electric Hydraulic Pump	71	32
980-22PS	36313	Electric Hydraulic Pump with Pendant Switch	71	32
980-22FS	36315	Electric Hydraulic Pump with Foot Switch	71	32
34369	34369	 Seal Kit		

Note: 980-22 is 220V pump only, no control switch

SPECIFICATIONS

Operation	980 – 120 VAC 1-1/2 Hp (1.12 kW) 980-22PS – 220 VAC 50Hz 1-1/2 Hp (1.12 kW)
Capacity	10,000 psi (700 bar); 250 inch ₃ (4 L) per minute rapid advance; 54 inch ₃ (.9 L) per minute at full pressure
Length	12" (305 mm)
Width	12" (305 mm)
Height	17-1/2" (445 mm)

NOTE: See page 385 to select the proper hydraulic hose for this pump.

ACCESSORIES

Hydraulic Hose Selection Guide

TOOL CAT. NO./DESCRIPTION	TOOL COUPLER	PUMP CAT. NO.	HOSE CAT./UPC NO.
750 Cable Cutter	1/4" Female Coupler	767	38316
750 Cable Cutter	1/4" Female Coupler	1725	37729
750 Cable Cutter	1/4" Female Coupler	975	17707
777 Bender	3/8" Female Coupler	755, 975, 980 or 960SAPS	11289
782 Bender	3/8" Female Coupler	755 or 975	11289
800 Cable Bender	1/4" Female Coupler	1725	37729
880 Bender	3/8" Female Coupler	755 or 975	11289
881 Bender	3/8" Female Coupler	980 or 960SAPS	11289
882 Bender	3/8" Female Coupler	755 or 975	11289
884 Bender	3/8" Female Coupler	980 or 960SAPS	11289
885 Bender	3/8" Female Coupler	980 or 960SAPS	11289
1731 C-Frame Punch Driver	1/4" Female Coupler	767	38316
1731 C-Frame Punch Driver	1/4" Female Coupler	1725	37729
1731 C-Frame Punch Driver	1/4" Female Coupler	755 or 975	11289
SDK202GL Cable Cutter	3/8" Male Coupler	7475H, 975 or 980	05850, 05851, 05852
RK06AT, RK06FT	3/8" Male Coupler	7475H, 975 or 980	05850, 05851, 05852
RK1230, RK1240, RK1240K	3/8" Male Coupler	7475H, 975 or 980	05850, 05851, 05852
RCCX	3/8" Male Coupler	7475H, 975 or 980	05850, 05851, 05852
RK1550	3/8" Male Coupler	7475H, 975 or 980	05850, 05851, 05852

Hydraulic Hose Units



- High pressure hydraulic hose units for use with Greenlee hydraulic pumps.
- Equipped with couplers and dust caps.

CAT. NO.	UPC NO.	DESCRIPTION
05850*	05850	10' X 1/4" Hose With (1) 3/8" Male Coupler and (1) 3/8" Female Coupler
05851*	05851	10' X 1/4" Non-Conductive Hose with (1) 3/8" Male Coupler and (1) 3/8" Female Coupler
05852*	05852	25' X 1/4" Non-Conductive Hose with (1) 3/8" Male Coupler and (1) 3/8" Female Coupler
11289*	11289	6' X 3/8" Hose with (2) 3/8" Male Couplers
17707*	17707	10' X 1/4" Hose with (1) 3/8" Male Coupler and (1) 1/4" Male Coupler
37728	37728	6' X 1/4" Hose with (1) 1/4" Male Coupler and (1) 1/4" NPT Thread
37729*	37729	10' X 1/4" Hose with (2) 1/4" Male Couplers
38316	38316	3' X 1/4" Hose with (1) 1/4" Male Coupler and (1) 1/4" NPT Swivel Threaded Fitting
06302	06302	3' X 1/4" Hose with (1) 1/4" NPT Male Threaded Fitting and (1) 1/4" NPT Swivel Threaded Fitting

* Filled with hydraulic oil.

CAT. NO.	UPC NO.	DESCRIPTION	HOSE UNIT CAT./UPC NO.							COUPLER SET CAT./UPC NO.		
			05850	05851	05852	11289	17707	37728	37729	38316	37614	3548GB/20573
50386	50386	3' x 1/4" (.9 m x 6.4 mm) Hydraulic Hose								1		
3687GB	50760	6' x 3/8" (1.8 m x 9.5 mm) Hydraulic Hose				1						
51688	51688	6' x 1/4" (1.8 m x 6.4 mm) Hydraulic Hose					1					
52515	52515	10' x 1/4" (3 m x 6.4 mm) Hydraulic Hose	1				1		1			
48844	48844	10' x 1/4" (3 m x 6.4 mm) Hydraulic Hose		1								
48845	48845	25' x 1/4" (6.5 m x 6.4 mm) Hydraulic Hose			1							
54167	54167	1/4" (6.4 mm) Female Coupler without Dust Cap									1	
54168	54168	1/4" (6.4mm) Dust Cap for Female Coupler									1	
54169	54169	1/4" (6.4 mm) Male Coupler without Dust Cap					1	1	2	1	1	
54170	54170	1/4" (6.4 mm) Dust Cap for Male Coupler					1	1	2	1	1	
4018GB	50807	3/8" (9.6 mm) Female Coupler with Dust Cap										1
4033GB	50823	3/8" (9.6 mm) Male Coupler with Dust Cap					2	1				1
41877	41877	3/8" (9.6 mm) Female Coupler without Dust Cap	1	1	1							
41941	41941	3/8" (9.6 mm) Male Coupler without Dust Cap	1	1	1							
41834	41834	3/8" (9.6 mm) Dust Cap for 41941/41877 Couplers	2	2	2							

B = REPLACEMENT PART **A** = ACCESSORY

Hydraulic Pumps & Miscellaneous

USA Tel: 800.435.0786
Fax: 800.451.2632

Canada Tel: 800.435.0786
Fax: 800.524.2853

International Tel: +1.815.397.7070
Fax: +1.815.397.9247

Greenlee Green Spray Touch-up Paint



- Closely matches Greenlee painted products.

CAT. NO.	UPC NO.	DESCRIPTION	WEIGHT	
			LBS.	kg
22618	22618	13 oz. (384 ml) Aerosol Can of Greenlee Green Spray Paint	1.2	.5
10378	10378	13 oz. (384 ml) Aerosol Can of Greenlee Flat Green Spray Paint*	1.2	.5

NOTE: The color green is a registered trademark for Test Instruments, Job Boxes, Benders and Pulling Equipment.
*Storage Box

Hydraulic Oil



- Greenlee-approved hydraulic oil.
- Specially compounded for use with Greenlee hydraulic equipment.
- Refinery-filtered to give you the finest oil available.

CAT. NO.	UPC NO.	DESCRIPTION	WEIGHT	
			LBS.	kg
4016 GB	51059	Hydraulic Oil – 1 Gallon (3.8 l)	8.5	3.9
4017 GB	50806	Hydraulic Oil – 1 Quart (.9 l)	2.25	1.02

NOTE: For best operation of your Greenlee hydraulic-powered equipment, use Greenlee hydraulic oil only. (Do not use hydraulic brake fluid, shock absorber fluid, alcohol, glycerine, castor oil or other non-specified fluid—as they reduce performance and can cause damage to pumps and equipment.) Use of improper fluids waives the guarantee on Greenlee hydraulic equipment.

International Tel: +1.815.397.7070
Fax: +1.815.397.9247

Canada Tel: 800.435.0786
Fax: 800.524.2853

USA Tel: 800.435.0786
Fax: 800.451.2632

Polypro General Purpose Rope



405 Rope Stand sold separately. See page 170.

- **Not for cable pulling.** See the ropes listed with cable pullers for recommended cable pulling ropes.
- Highly-visible, bright yellow with green tracer, excellent for roping off areas on construction sites.
- Rot and mildew resistant.
- Weather resistant.
- Economical general purpose rope.



	ROPE LENGTH		CAT. NO.	UPC NO.	BREAKING STRENGTH		AVERAGE WEIGHT	
							LBS.	kg.
3/16" (4.8 mm)	250'	76 m	408	21467	720 lbs.	3.2 kN	3	1.4
	600'	182 m	409	21468	720 lbs.	3.2 kN	6	2.7
1/4" (6.4 mm)	250'	76 m	412	21471	1130 lbs.	5.0 kN	4	1.8
	600'	182 m	413	21472	1130 lbs.	5.0 kN	9	4.1
	1,000'	304 m	414	21474	1130 lbs.	5.0 kN	13	5.9
3/8" (9.5 mm)	250'	76 m	417	21477	2430 lbs.	10.8 kN	9	4.1
	600'	182 m	418	21520	2430 lbs.	10.8 kN	19	8.6
1/2" (12.7 mm)	250'	76 m	421	21480	3780 lbs.	16.8 kN	15	6.8
	600'	182 m	422	21521	3780 lbs.	16.8 kN	35	15.9
5/8" (15.9 mm)	600'	182 m	424	21524	5580 lbs.	24.8 kN	55	24.9

Hydraulic Pumps & Miscellaneous

USA Tel: 800.435.0786
Fax: 800.451.2632

Canada Tel: 800.435.0786
Fax: 800.524.2853

International Tel: +1.815.397.7070
Fax: +1.815.397.9247

Chain-Type Pipe Vise



- Use with a wide range of sizes of pipe or conduit.
- Built-in pipe rest.
- To prevent marring of plastic or plastic coated pipe, vise jaws can be rotated with smooth side up. Use serrated side for harder materials.
- Chain design holds pipe securely to prevent it from twisting or turning during threading.

CAT. NO.	UPC NO.	DESCRIPTION
467	27318	Chain-Type Pipe Vise

SPECIFICATIONS

Capacity	1/8" - 5" (3.2 mm x 127 mm) pipe
Weight	17 lbs. (7.7 kg)

Cutting/Threading Oil

- Premium quality, high lubricity for easier cutting and long tool life.
- Choice of light or dark.



CAT. NO.	UPC NO.	DESCRIPTION
462B	11412	Dark Cutting/Threading Oil - 1 Pt.
462-Q	28237	Dark Cutting/Threading Oil - 1 Qt.
462-1	26096	Dark Cutting/Threading Oil - 1 Gal
463-Q	28238	Light Cutting/Threading Oil - 1 Qt
463-1	28239	Light Cutting/Threading Oil - 1 Gal

SPECIFICATIONS

CAT. NO.	SIZE	WEIGHT
462-Q, 463-Q	1 Qt. (.9 l)	2.3 lbs. (1 kg)
462-1, 463-1	1 Gal. (3.8 l)	8.7 lbs. (4 kg)

NEW

Plumbing

Greenlee offers a full mix of plumbing and pipe-fitting tools through their joint venture with Rothenberger, a recognized global leader of tools and equipment to the plumbing industry. From sharp hand-held PVC cutters like the ROCUT to powerful pipe threaders like the SUPERTRONIC 2000, Rothenberger and Greenlee have teamed up to offer the best selection of tools for the job.

FEATURED Products

394



SUPERTRONIC 2SE/50R
Threading Machine

407



ROCUT 50TC
Professional PVC Shear

410



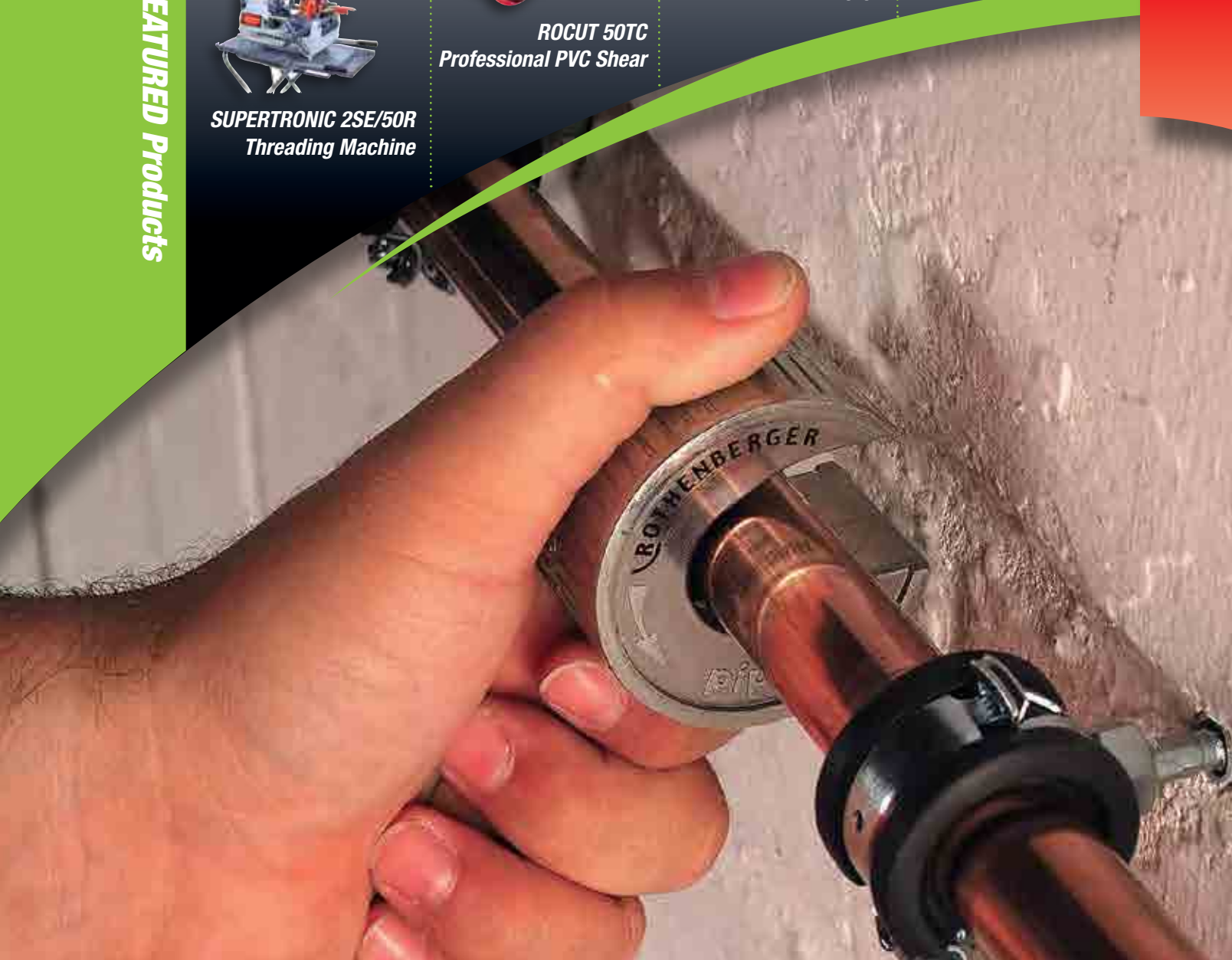
SUPER FIRE 3
Torch

412



ROCAM Drain
Inspection Camera

ROTHENBERGER
Plumbing



POWER BENDERS

ROBEND® 3000



Tough, portable power bender. Universal applications in plumbing, heating, refrigeration, climate control, and industrial systems. Eliminates purchase and storage of fittings.

Cold bending up to 180°, manually or automatically, of tubes made of:

- Soft, semi-hard, hard copper, DIN EN 1057, dia. 1/2" – 1-1/8" (12 mm – 28 mm)
 - Coated copper, precision steel, dia. 1/2" – 1-1/8" (12 mm – 28 mm)
 - Soft, half-hard, hard precision steel, DIN 2391/2393/2394, dia. 1/2" – 1-1/8" (12 mm – 28 mm)
 - Threaded steel, DIN 2440/2441, dia. 1/2" – 1-1/8" (12 mm – 28 mm)
 - Seamless stainless steel GW 541, wall thickness 0.04" – 0.05" (1.0mm – 1.2mm), dia. 1/2" – 1-1/8" (12 mm – 28 mm)
 - Coated steel tubes MPS-H heating type, DIN EN 2394, dia. 1/2" – 1-1/8" (14 mm – 30 mm)
- Forged aluminum former with bending radius scale
 - Special ROLUB guide shoe reduces friction for bending without deformation and wrinkles
 - Powerful 1010 W motor: Ideal for use on construction sites
 - Automatically shuts off when preset bending angle is obtained for fast batch production

Set includes basic ROBEND® unit, guide shoe axle (25743), bending formers and guide shoes for corresponding tube diameters, adapter for tri-pod base, plastic case.

CAT. NO.	DESCRIPTION	BENDING RADIUS	LB
25001	ROBEND® 3000 Set 1/2", 5/8", 3/4", 7/8", 1 1/8"		30.0
25652R	Bending Formers: 1/2" O.D. Copper	1.77"	5.0
25616	Bending Formers: 5/8" O.D. Copper	2.20"	5.0
25619	Bending Formers: 3/4" O.D. Copper	3.15"	5.0
25622	Bending Formers: 7/8" O.D. Copper	3.46"	6.0
25625	Bending Formers: 1" O.D. Copper	4.41"	5.0
25626	Bending Formers: 1 1/8" O.D. Copper	4.41"	6.0
25120	Bending spray 5.3oz (150 ml)		0.5
58182	Tripod		16.5



HAND THREADERS

SUPER CUT Ratchet Threader



70905X

- Convenient, lockable ratchet direction reversal
- Secure hold with locking retainer - simple insertion and removal of die heads
- Slim, compact shape with excellent overall size for difficult to reach positions
- Offset lever provides high leverage
- Fits all ROTHENBERGER hand and electric threaders
- Precision thread cutting to approved standards of NPT dia. 1/4" - 2"

Sets include ratchet handle, die heads, plastic case

CAT. NO.	DESCRIPTION	LB
70903X	SUPER CUT Set, 1/2", 3/4", 1" NPT	9.3
70901X	SUPER CUT Set, 1/2", 3/4", 1", 1 1/4" NPT	15.0
70905X	SUPER CUT Set, 1/2", 3/4", 1", 1 1/4", 1 1/2", 2" NPT	20.0
P70905C	SUPER CUT Set, 1/2", 3/4", 1", 1 1/4", 1 1/2", 2" NPT for plastic-coated pipe	20.0
70840X	Ratchet handle No. 1 1/4" - 1 1/4"	4.0
71272	Ratchet handle No. 2 1 1/2" - 2"	4.0
71273	Die Head Adapter for die heads up to 1 1/4"	2.0
65018	RONOL® Cutting Fluid, 6.7 oz (200 ml)	0.8

SUPER CUT Deluxe Threading Kit



70614

Set includes SUPER CUT Ratchet Handle (70840X), Quick Change die heads NPT (1/2" 70912X, 3/4" 70913X, 1" 70914X), SUPER 1-1/4" Steel pipe cutter (70040), Water Pump pliers 10" (70522), 14" Heavy Duty Pipe Wrench (70153), Teflon tape, plastic case

CAT. NO.	DESCRIPTION	LB
70614	SUPER CUT Deluxe Threading Kit	21.0

PORTABLE POWER THREADERS

SUPERTRONIC 1000 Portable Compact Threader



- Fast and steady production threading of NPT dia. 1/2", 3/4", 1"
- Electronic push-button forward/reverse control
- Compact dimensions and small head for use in hard to reach areas
- Lightweight, easy to handle
- Durable fiberglass-reinforced aluminum motor housing
- Motor: 34 rpm, 5 axle

CAT. NO.	DESCRIPTION	LB
71351	SUPERTRONIC 1000, 1/2", 3/4", 1" NPT	9.4
65018	RONOL® Cutting Fluid, 6.7 oz (200 ml)	0.8
71279	Forged Pipe Clamp, max. 1 1/4"	3.5

SUPERTRONIC 2000/ SUPERTRONIC 2000 Economy Power Threader



- Quick and effortless production of safe precision threaded joints to approved standards up to 2"
- Compact dimensions for use in difficult to reach positions
- Dust tight casing with sealed lubrication - Long lifespan, low maintenance
- High reduction gears with spur wheel teeth; 7 parallel gear shafts, each ball bearing mounted - High, consistent power transmission level when fully loaded
- Optimized gearing - High performance output with minimal energy consumption
- Motor: 1010 W Universal, double insulated with VDE and CEE, interference free
- Threading Speed: 15-25 rpm, 60 rpm rapid reverse

Inserting the die heads



Fits into tight spaces



Gearing



Use with ROGROOVER



SUPERTRONIC 2000 Set 1/2" - 2"

Set includes SUPERTRONIC 2000, forged pipe clamp (71280), ROFIX Adapter (71271), Precision Die Heads, plastic case

SUPERTRONIC 2000 Economy Set 1/2" - 1-1/4"

Set includes SUPERTRONIC 2000 Economy, forged pipe clamp (71280), Precision Die Heads, plastic case

CAT. NO.	DESCRIPTION	LB
71021	SUPERTRONIC 2000 Economy Set, 1/2", 3/4", 1", 1 1/4" NPT	32.0
71259L	SUPERTRONIC 2000 Set, 1/2", 3/4", 1", 1 1/4", 1 1/2", 2" NPT	42.1
P71259C	SUPERTRONIC 2000 Set for plastic-coated pipe, 1/2", 3/4", 1", 1 1/4", 1 1/2", 2" NPT	42.1
56514	Mounting Kit for ROGROOVER	8.5



71259L



71021

ACCESSORIES FOR HAND AND POWER THREADERS

Precision Die Heads And Dies

For SUPERTRONIC 1000, 2000, 2000 Economy and SUPER CUT models. Feature enlarged shaving discharge chambers for faster threading, strengthened locking plate and precise die seating.



NOTE: Die Head and Dies for sizes 1/4" - 1 1/4" are compatible with the RIDGID® 111-R Die Head.

NPT CAT. NO.	FOR PLASTIC COATED PIPE, NPT CAT. NO.	SIZE	LB
70907X	-	1/4"	1.3
70908X	-	3/8"	1.3
70912X	P70912C	1/2"	1.5
70913X	P70913C	3/4"	1.5
70914X	970914C	1"	2.0
70915X	P70915C	1 1/4"	2.3
70849X	P70849C	1 1/2"	5.5
70850X	P70850C	2"	6.0

CAT. NO.	DESCRIPTION	LB
71280	Clamp up to max. 2"	3.8
71279	Clamp up to max. 1 1/4"	3.5
71273	Monoblock adapter	2.0
71271	ROFIX Adaptor with locking ring	2.3

Precision Threading Dies



Gentle first cut, extreme long life, 4 pieces/pack.
Achieve optimal results with Original
ROTHENBERGER threading fluid!

CAT. NO.	DESCRIPTION	LB
70916X	1/4" NPT	0.3
70917X	3/8" NPT	0.3
70918X	1/2" NPT	0.3
70919X	3/4" NPT	0.3
70920X	1" NPT	0.3
70921X	1 1/4" NPT	0.3
70945X	1 1/2" NPT	0.3
70946X	2" NPT	0.4

POWER DRIVES

MINI-COLLINS®/Pneumatic MINI COLLINS® Power Drive

MINI-COLLINS®

Puts power back into power threading — thread up to 2" pipe or conduit, 1" bolt or rod, in seconds!



- Lightweight and engineered to go anywhere — requires only 1-3/4" clearance for working in trenches, overhead, and in tight quarters where only hand tools could be used before
- Built-in fill plug eliminates disassembly of gearbox for oiling
- Tightens nuts, drives cable pullers, turns hoists and jacks, opens and closes valves, or drives up to 6" geared threaders
- Shock-resistant handle and durable construction provide years of safe, dependable operation

PNEUMATIC MINI-COLLINS®

ROTHENBERGER's Pneumatic MINI-COLLINS weighs only 27 pounds and is the most portable air-powered threader available!



- For complete safety in hazardous environments such as petroleum and chemical plants, mines or tunnels
- Reversible, non-sparking air motor develops 500 foot-pounds of torque in either direction
- Cannot be damaged by overload, even when operated to point of stall

Threading Range:

- Pipe or conduit
- Bolt or rod
- With adapters & geared threader
- Motor

Switches:

- On/Off
- Directional

Dimensions:

- Overall length
- Cord length

MINI-COLLINS®

1/8" to 2"
1/4" to 1"
2-1/2" to 6"
115V, 15 amp or
230V, 9 amp,
universal AC-DC
reversible,
50-60 Hz

Deadman
Forward, reverse

28"
80"

PNEUMATIC MINI-COLLINS®

1/8" to 2"
1/4" to 1"
2-1/2" to 6"
Reversible air motor
develops 500 ft/lbs,
forward and reverse;
requires 90-120 PSI
(at 60-80 CFM) input
pressure

Safety lever throttle
(shuts off when released)
Forward, reverse

27"
—

CAT. NO.	DESCRIPTION	LB
00074	MINI-COLLINS® Drive, 115V	27.0
00078	Pneumatic MINI-COLLINS® Drive	29.0
13950	MINI-COLLINS® Drive, 230V	27.0
00119	Steel carrying case	5.0
00077	Safevise	5.0
13158	Adapter SUPER CUT	3.0
00110	Adapter Ridgid®* 00-R	3.5
00111	Adapter Ridgid®* 111-R	3.0
—	Ridgid®* 12-R (No adaptor needed)	
00116R	Adapter Square shaft 7/8"	3.0
00117	Adapter Square shaft 1" (for geared threader)	4.5
00118	Adapter Square shaft 1-1/4"	3.0



COMPACT THREADING MACHINES

SUPERTRONIC 2SE/ROPOWER 50R



Automatic die head with quick adjustment of thread size, thread lengths and fine thread depths without recentering.

ROTHENBERGER's portable 2" threading machines offer fast and steady, precision threading, cutting, de-burring, and grooving. The powerful 750-watt (1 HP) motor provides strong turning power with consistent torque for swift, effortless production of accurate, standard pipe and bolt threads. The optional foldable, wheeled workbench makes transport easy, whether on site or in the workshop.

SUPERTRONIC 2SE

The SUPERTRONIC 2SE uses quick-change dies with a ball-detent feature that makes aligning replacement dies in the die head fast and easy. The 2SE die head and dies are compatible with the SUPERTRONIC 4SE threading machine.

ROPOWER 50R

The ROPOWER 50R uses RIDGID®-compatible dies with the new quick-change ball detent feature. While other manufacturers' RIDGID® style dies may be used in the 50R die head (56265), only ROTHENBERGER's dies snap into position.

- Motor is double insulated for increased safety
- Stable high torque motor provides constant power
- Offset spindle lubrication: Easy to maintain
- Geared oil pump with filter system and adjustable fluid level ensures constant oil flow
- Large plastic chip collection tray is easy to clean
- Machine slightly angled: Reduced oil consumption, oil moistening in pipe interior is avoided
- NPT dia.: 1/4" - 2" capacity
- Motor Strength: 750 watts (1 HP)
- Speed: 40 rpm (No load)
- Dimensions: 21"x17"x13" (L x W x H)

CAT. NO.	DESCRIPTION	LB
63004	SUPERTRONIC 2SE with automatic die head 1/2" - 2" NPT, 1/2" - 3/4" NPT dies (89101), 1" - 2" NPT dies (89102)	97.0
63005	ROPOWER 50R with Automatic die head with NPT Alloy dies 1/2"-2", 1/2" - 3/4" NPT dies (89101), 1" - 2" NPT dies (89102)	97.0
56051	Wheeled folding stand	70.0
56511	Mounting kit for ROGROVER	4.0
04510R	Cutter Wheel	0.5

2SE DIE HEAD & DIE SELECTION CHART

DIE HEAD TYPE	DIE HEAD SIZE	NO.	NPT DIE SIZE	ALLOY NO.	
Automatic	1/2" - 2"	52500	1/2" - 3/4"	89101	
			1" - 2"	89102	
Manual	1/4" - 3/8"	00121	1/4" - 3/8"	89100	
			1/2" - 2"	1/2" - 3/4"	89101
				1" - 2"	89102

50R DIE HEAD & RIDGID® COMPATIBLE DIE SELECTION CHART

DIE HEAD TYPE	DIE HEAD SIZE	NO.	NPT DIE SIZE	ALLOY NO.	HIGH SPEED STEEL NO.	STAINLESS STEEL
Automatic	1/2" - 2"	56265	1/2" - 3/4"	89162	00125	00218
			1" - 2"	89163	00126	00219
				56383		
Manual	1/4" - 3/8"	00121	1/4" - 3/8"			

*RIDGID is a registered trademark of Ridge Tool Co.

SUPERTRONIC 1SE 1/2" to 1" Threading Machine



For threading up to 1", the 1SE machine is the perfect solution for cutting, threading and deburring. With automatic die head and through-the-head oiling, the 1SE is the easy-to-use job site threader.

- Ball detent dies
- Smooth action impact hammer chuck
- NPT dia.: 1/4"-1" capacity
- Motor Strength: 350 watts (1/2 HP)
- Speed: 52 rpm (No load)
- Dimensions: 15 3/4"x12 3/4"x12 5/8" (L x W x H)

CAT. NO.	DESCRIPTION	LB
63002	SUPERTRONIC 1SE with automatic die head 1/2" - 1" NPT	42.0
04510R	Cutter Wheel	0.10

1SE DIE HEAD & DIE SELECTION CHART

DIE HEAD TYPE	DIE HEAD SIZE	NO.	NPT DIE SIZE	ALLY NO.
Automatic	1/2" - 1"	52091	1/2" - 3/4"	89120
			1"	89121
Manual	1/4" - 3/8"	89109	1/4" - 3/8"	89119

SUPERTRONIC 4SE 1/2" to 4" Threading Machine



ROTHENBERGER's SUPERTRONIC 4SE offers fast and steady threading, cutting and de-burring up to 4 inches. The powerful, 2-speed, 1-1/2 HP. motor provides strong turning power with consistent torque for swift, consistent production of accurate pipe threads either on site or in the shop. The machine includes 2 automatic die heads, 3 sets of dies, safety foot switch, and set of 4 legs.

- Easy access to all components for quick repair
- Ball detent feature allows quick and easy replacement of dies without removing the die head
- Smooth action impact hammer chuck: Powerful, no-slip grip
- Chuck jaws are quick and easy to change
- Robust oil pump with flow adjustment and filter system: Keeps oil free of impurities
- Motor: 1140 watts (1 1/2 HP), Universal Single Phase, 115 Volt
- Threading Speed: 48/18 rpm (2 speed)
- Dimensions: 31"x21"x19" (L x W x H)
- Machine Capacity: Pipe 1/2"-4"; Bolt 3/8"-2"

CAT. NO.	DESCRIPTION	LB
63006	SUPERTRONIC 4SE 1/2" - 4" NPT	232.0
52500	Automatic die head 1/2" - 2"	18.0
64350	Automatic die head 2 1/2"-4"	18.0
89101	Alloy die set 1/2"-3/4" NPT	2.0
89102	Alloy die set 1" - 2" NPT	2.0
59912	Alloy die set for Die Head 64350 only 2 1/2"-4" NPT	3.0
01922R	ROCOOL Thread Cutting Oil 1 gallon	8.0
10640	SUPERJACK Pipe Stand for 1/2" - 8" pipe	25.0
56512	ROGROOVER Mounting Kit for 4SE	9.0
04510R	Cutter wheel	0.5
E-239	Enclosed, wheeled cabinet	165.0
00548A	Open wheeled stand (with tool tray)	56.0



E-239

RHINO® 1/2" to 4" Heavy Duty Threading Machine



Top-quality threading machine for standard use by plumbing and electrical contractors.

- Motor: Heavy Duty, 115 V, AC/DC 50/60 Hz. Develops up to 3 HP
- High speed threading — 25 rpm
- 85db max. noise level
- COLLINS® SUPER GRIP chucking system with 4 heavy duty jaws at both front and rear.
- Automatic die heads 2 1/2" to 4"
- Automatically adjusted thread length
- "Quick Shot" lubricating system
- 2-gallon oil reservoir
- Threading range with optional package: Pipe or conduit 1/2" to 4", Bolt or rod 5/8" to 2 1/4"
- Standard Supply: threading machine with built-in pipe cutter, reamer, foot operated safety switch, 2 1/2" - 4" die heads & dies

CAT. NO.	DESCRIPTION	LB
00550	RHINO® Threading Machine with 2 1/2" - 4" automatic die heads	340.0
P00551C	RHINO® Threading Machine with 2 1/2" - 4" automatic die heads & dies for plastic-coated pipe	340.0
00561	RHINO® optional 1/2" - 2" package with 1/2" - 2" automatic die heads and dies with 1/2" - 2" conical reamer	27.0
00097	Reamer 1/8" to 2" conical, 5-blade reamer assembly	5.5
01894	1/8" to 2" reamer cone only	5.5
00107	2 1/2" - 4" twin-edged blade	5.0
00551	2 1/2" - 4" reamer assembly	5.0
00106	Cutter assembly	40.0
00104	Spare cutter wheel, 1 pack	1.0
00105	Spare cutter wheel, 3 pack	1.0
00548A	Open wheel stand (with tool tray)	56.0
E-239	Threader storage cabinet with wheels	165.0
45004	Mounting kit for ROGROOVER	14.0

PANTHER® 300 1/8" to 4" Threading Machine



This machine packs a real punch on the construction site! Quick, effortless production of precise, quality pipe and bolt threads.

- Universal, 2-brush motor with powerful forward and reverse
- Smooth-action impact hammer chuck, with replaceable jaw inserts, for a powerful no-slip grip
- Automatic oil feed for optimal lubrication and cooling of dies
- Right hand threading range: Pipe 1/8" to 2", Pipe with geared threader 6" maximum, Bolt 3/8" to 2"
- Complete with rollers for steel pipe possessing with capacity to groove
- Removable carriage assembly with extendable lever

CAT. NO.	DESCRIPTION	LB
05470	PANTHER® 300 with Snap-O-Matic® Die Head and Automatic oiler on collapsible	248.0
05450	PANTHER® 300 with Uniquad® Die Head and hand oiler on Tri-Stand	198.0
05400	PANTHER® 300 with Uniquad® Die Head and Automatic oiler on Tri-Stand	215.0
05410	PANTHER® 300 with Snap-O-Matic® Die Head and Automatic oiler on Tri-stand	222.0
05100	PANTHER® Power Drive only (no cutter, carriage, reamer, oiling, oil tray, stand, die head or dies)	105.0
05405	Pneumatic PANTHER® Power Drive	105.0
05610	Heavy duty collapsible stand	75.0
05600	RIDGID® style die head - uses RIDGID® compatible dies	10.0
22140	Brackets for RIDGID®* 916 Roll Groover	4.0
45004	Mounting kit for ROGROOVER	4.0
00028R	Dies, 1" - 2" NPT	2.0
00031R	Dies, 1/2" - 3/4" NPT	2.0

Nipple Chucks

Nipple chucks convert unthreaded or short pipe lengths into useful close-threaded nipples. For 1/2" - 2" pipe, up to schedule 40. Faster and more economical to use than nipple chuck adapter systems.



CAT. NO.	DESCRIPTION	LB
00088	For use with PANTHER, 1SE, 2SE, 50R, 4SE: NIPPLE MAX Set, 1/2" - 2"	16.0
00089	For use with RHINO®, 22A, 33A, 44A, 66A	20.0



THREADING ACCESSORIES

RONOL® and RONOL SYN®

RONOL® High-performance cutting oil

- Mineral oil basis For threading of all materials, including stainless steel. *Mineral-based threading oils may not be permissible in drinking water installations – Please check the pertinent standards in your area.*

RONOL® SYN High-performance cutting fluid

- No mineral oils, purely synthetic. Developed and approved for drinking water and plumbing installations.



CAT. NO.	DESCRIPTION	LB
65018	RONOL® Spray 6.8 oz (200 ml)	0.6
65008	RONOL® Spray Can 20.3 oz (600 ml)	1.7
65013	RONOL® SYN Spray Can 20.3 oz (600 ml)	1.7

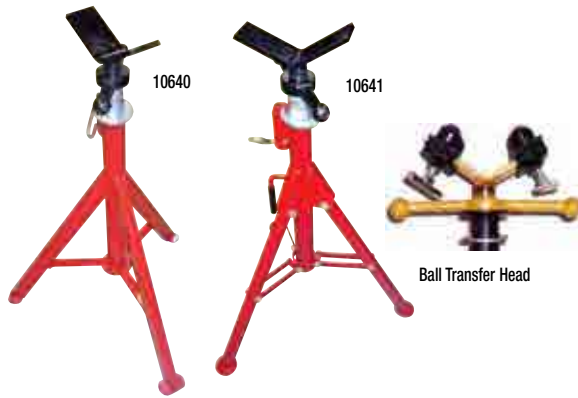
ROCOOL® Cutting Oil

Special blend of sulfo-chlorinated mineral oil assures long die life and superior quality threads. ROCOOL® cutting oil and automatic through-the-die-head oil flow makes it impossible to cut a dry thread.



CAT. NO.	DESCRIPTION	LB
01922R	ROCOOL® Cutting Oil (1 gallon)	8.0
00001	ROCOOL® Cutting Oil (six 1 gallon containers)	48.0
00002	ROCOOL® Cutting Oil (5 gallons)	40.0
00003	ROCOOL® Cutting Oil (55 gallons)	480.0

SUPERJACK Pipe Stands



Supports full lengths of pipe, 1/2"-8", when using pipe threading machines

- Height capacity: 27"-50"
- Weight capacity: 2,500 lb. max
- Folding stand includes carrying handle

CAT. NO.	DESCRIPTION	LB
10640	SUPERJACK with V-Head	25.0
00101	SUPERJACK with Ball Transfer Head	29.0
10641	Folding SUPERJACK with V-Head	26.0
10642	Folding SUPERJACK with Ball Transfer Head	30.0

PRODUCTION CUTTING MACHINES

COLLINS E-Z CUTTER®



- Universal AC/DC motor provides a full 1/2 HP for all-day production needs
- Gear-driven rollers turn the work for true perpendicular cutting
- Ball-bearing assembled cutter wheel revolves freely for even wear
- High-speed tool-steel cutter wheels provide thousands of cuts with no external burr — so clean that no further finishing is needed before applying fittings
- Foot switch provides operator safety while freeing both hands for high-volume production demands
- Drive Type: Gear-driven rollers
- Motor: 1/2 HP Universal AC/DC, 50-60 Hz; Optional 230V motor
- Dimensions: 19" x 10" x 19" (L x W x H)

FOR BENCH MOUNTING:

- Stationary Support #00036 mounts your 1 1/4" support pipe to the workbench surface
- Roller Bearing Support #00069 slides onto the support pipe and provides easy travel and rotation of work.

FOR FLOOR MOUNTING:

- E-Z CUTTER® Stand #00037 bolts to the floor for stationary support
- Pipe Support fitting #00071 (with 1" pipe legs) mounts onto 1 1/4" pipe also using the Roller Bearing Support on support pipe
- SUPERJACK Pipe Stand with Ball Transfer Head #00101 replaces complicated system of support pipe and fittings.

CAT. NO.	DESCRIPTION	LB
00032	E-Z CUTTER® Model A, 115V	121.0
00533	E-Z CUTTER® Model A, 230V	121.0
00033	E-Z CUTTER® Model C, 115V	125.0
00534	E-Z CUTTER® Model C, 230V	125.0
00034R	Steel pipe cutter wheel for galvanized, black, and stainless steel	1.0
00035R	Copper tube cutter wheel	1.0
00535	Soil pipe cutter wheel	1.0
00536	Plastic pipe cutter wheel	1.0
00036R	Stationary support	3.0
00037	E-Z CUTTER® Stand	40.0
00069	Roller bearing support	3.0
00071	Pipe support fitting	1.0
00079	Foot switch, 115V	8.0
02350	Foot switch, 230V	8.0

This high-volume, production cutter makes quick work of 1/4"- 4" pipe and 5/8"- 4 1/2" tubing. The lightweight E-Z CUTTER® is built to withstand everyday use.

All models include a heavy-duty footswitch and one pipe cutter wheel. C versions include two heavy-duty rollers and two stationary supports.

PRESS TOOLS

ROMAX® PRESSLINER



Press jaw fixture rotates 270°.



This high-quality, battery powered press tool with an innovative hydraulic drive and a controlled, fully automatic pressing sequence is light, handy, and perfectly suited for use on the construction site. For use with copper and brass press fittings up to 4" in diameter and connections for ASTM F1807 PEX tubing up to 1-1/4" in diameter.

- Safety locking mechanism: Requires 180° turn; jaw fixture cannot be unintentionally opened
- Controlled press cycle automatically returns piston upon completion of crimp ensures complete connections every time. Automatic shut-off signals successful crimp.
- CFT® (Constant Force Technology) provides constant axial 7,200 lbs. shearing force: Provides high degree of press reliability
- Emergency Stop Switch is easy to reach: Pressing cycle can be instantly interrupted any time ensuring maximum user safety
- Four (2 front, 2 rear) actuation switches for use in all orientations
- Very lightweight - even with jaws: Easy to use for longer periods of time
- Balanced weight distribution, with center of balance in handle: Reduces exhaustion; easy to hold in all positions - even overhead
- Secure grip: Ideal for one-handed operation and working in tight spaces such as along baseboards and between pipes
- LED displays: Cycle completion, Battery life, Calibration
- Powerful and sturdy 12V motor: Long service life
- 12V / 2.0Ah Rechargeable battery
- Crimping time: 8 sec.
- Machine weight (Incl. battery): 10.8 lbs
- Dimensions: (L x W x H) 16" x 3" x 6.5"
- Switch system: Quadro (4)
- Cycles before calibration: Annually or 10,000 Cycles
- Jaw weight (1/2"-2"): 4 to 9 lbs
- Jaw rotation: 270°



15424

CAT. NO.	DESCRIPTION	LB
15424	PRESSLINER Tool w/6 copper jaws, 1/2", 3/4", 1", 1 1/2", 1 3/4", 2", 2 batteries, charger, carry case	58.5
15423	PRESSLINER Tool w/3 copper jaws, 1/2", 3/4", 1", 2 batteries, charger, carry case	33.3
15940	PRESSLINER Tool w/3 PEX jaws, 1/2", 3/4", 1", 2 batteries, charger, carry case	33.3
15422	PRESSLINER Tool, 2 batteries, charger, case	19.0
15410	Battery	1.5
15416	Battery Charger	1.2
61370	Case, holds tool and up to 6 jaws	3.0

ROMAX® AC ECO



Press jaw fixture rotates 270°.



15720

This cost-effective, 110V powered press tool with an innovative electro-hydraulic drive is light, convenient, and well suited for use on the construction site. For use with copper and brass press fittings up to 4" in diameter and connections for ASTM F1807 PEX tubing up to 1-1/4" in diameter.

- Safety locking mechanism: Requires 180° turn; jaw fixture cannot be unintentionally opened
- Controlled press cycle automatically returns piston upon completion of crimp: Automatic cycle ensures complete connections every time. Automatic shut-off signals successful crimp.
- CFT® (Constant Force Technology) provides constant axial 7,200 lbs. shearing force: Provides high degree of press reliability
- Emergency Stop Switch is easy to reach: Pressing cycle can be instantly interrupted any time ensuring maximum user safety
- Two front actuation switches
- LED displays: Cycle completion, Calibration
- Very lightweight - even with jaws: Easy to use for longer periods of time
- Balanced weight distribution, with center of balance in handle: Reduces exhaustion; easy to hold in all positions - even overhead
- Secure grip: Ideal for one-handed operation and working in tight spaces such as along baseboards and between pipes
- Pressing Force: 7,200 lbs (32kN)
- Motor: 110V, 50/60 Hz
- Crimping time: 7 sec.
- Machine weight: 11.3 lbs
- Dimensions: (L x W x H) 16" x 3" x 6.5"
- Cord length: 16.4 ft
- Switch system: Duo (2)
- Cycles before calibration: Annually or 10,000 Cycles
- Jaw weight (1/2"-2"): 4 to 9 lbs
- Jaw rotation: 270°

CAT. NO.	DESCRIPTION	LB
15721R	AC ECO w/6 copper jaws, 1/2", 3/4", 1", 1 1/4", 1 1/2", 2", carry case	55.9
15720	AC ECO w/3 copper jaws, 1/2", 3/4", 1", carry case	31.4
15945	AC ECO w/3 PEX jaws, 1/2", 3/4", 1", carry case	31.4
15706	AC ECO Tool, case	18.6

Press Jaws



ROTHENBERGER press clamps are suitable for all press tools with a compatible press jaw fixture and a constant axial shearing force of 32 to 34 kN.

NOTE: Press jaws are subject to wear like all tools and should be examined periodically for damage. In order to ensure proper functionality of the jaws, we recommend regular maintenance at the time of annual press tool inspection, or every 10,000 crimps. If damage is evident, the press jaw should not be used until it can be sent to your nearest authorized press tool service center for inspection and any necessary repairs.

CAT. NO.	DESCRIPTION	LB
15222X	Press Jaw, 1/2" copper	4.4
15223X	Press Jaw, 3/4" copper	4.4
15224X	Press Jaw, 1" copper	4.4
15225X	Press Jaw, 1 1/4" copper	5.8
15226X	Press Jaw, 1 1/2" copper	7.4
15227X	Press Jaw, 2" copper	10.0
15251X	Press Jaw, 3/8" PEX	4.4
15252X	Press Jaw, 1/2" PEX	4.4
15253X	Press Jaw, 5/8" PEX	4.4
15254X	Press Jaw, 3/4" PEX	4.4
15255X	Press Jaw, 1" PEX	4.4
15256X	Press Jaw, 1 1/4" PEX	5.8
15013V	Case for ROMAX jaws only - holds 6	4.4

ROMAX® Compact



The ROMAX® Compact lightweight, battery-powered press tool weighs only 5.4 lbs. and connects 1/2", 3/4" and 1" copper tubing or 3/8" - 1 1/4" PEX tubing in about 6 seconds. A slim profile allows for one hand operation of the tool while the other hand is free to hold and position the fitting. Its straight design is like an extension of your arm that easily reaches into tight spaces. When a press is complete, the jaws automatically release signaling that the tool is ready for the next press.



- Length: 18-1/4" (465 mm)
- Width (jaws open): 4-1/2" (108 mm)
- Weight: 5.4 lbs (2.47 kg)
- Battery: 9.6 Volt, 1.3 Ah
- Crimp Cycle Time: Approx. 6 seconds
- Battery Charge Time: 1 hour
- Hydraulic jaw release button opens press jaws before crimp is completed, if needed.
- Jaw fixture rotates 350°.
- "Twist-to-release" jaw locking pin for added safety during crimp cycle
- 9.6 Volt, 1.3 Ah Ni-Cd battery provides cordless jobsite mobility
- Battery release button

CAT. NO.	DESCRIPTION	LB
15002V	ROMAX® Compact Press Tool, 1/2", 3/4", 1" jaws, 2 batteries, charger, carry case	16.0
15910	ROMAX® Compact Press Tool w/3 PEX Jaws 1/2", 3/4", 1", 2 batteries, charger, carry case	16.0
15001V	ROMAX® Compact Press Tool, 2 batteries, charger, carry case	10.0
15031V	Compact Press Jaw, 1/2" copper	4.4
15032V	Compact Press Jaw, 3/4" copper	4.4
15033V	Compact Press Jaw, 1" copper	4.4
15930	Compact Press Jaw, 3/8" PEX	4.4
15931	Compact Press Jaw, 1/2" PEX	4.4
15932	Compact Press Jaw, 5/8" PEX	4.4
15933	Compact Press Jaw, 3/4" PEX	4.4
15934	Compact Press Jaw, 1" PEX	4.4
15935	Compact Press Jaw, 1 1/4" PEX	5.4
15010V	Battery, Compact	1.5
15005V	Battery Charger, Compact	2.0
15013V	Carry Case, Compact	4.0

PLIERS & PIPE WRENCHES

ROGRIP® Self-Adjusting Multi-Purpose Pliers



For use on various forms of material. With a perfect grip and improved leverage, the ROGRIP® offers many advantages over conventional pliers. Made of drop forged chrome vanadium steel.

CAT. NO.	DESCRIPTION	LB
70558	ROGRIP® 10"	1.0
70558D	ROGRIP® Counter Display (6 pieces)	6.5
19236	ROGRIP® Clamshell Package	1.2

Grips hexagonal shapes



Grips pipes



Grips sheets



Grips fittings



ROLOCK®



A professional-grade water pump pliers with jaw locking system, provides a secure grip on round, square or hex-shaped items with the push of a button.

CAT. NO.	DESCRIPTION	LB
70532	ROLOCK® 9"	0.8
70533	ROLOCK® 12"	1.0

Water Pump Pliers



Complies with DIN 5231 D, with heavy duty box joint, chrome vanadium steel, drop forged, tempered, polished head and joint.

CAT. NO.	DESCRIPTION	LB
70521	7" (Max. O.D. 1")	0.5
70522	10" (Max. O.D. 1 1/4")	0.8
70523	12" (Max. O.D. 1 1/2")	1.1
70522D	10" Counter Display (12 pieces)	10.0

Heavy Duty Pipe Wrench



Monoblock cast body with high strength, double T profile, forged jaw and hook, fine-polished teeth set against turning direction, induction hardened, tempered, and anti-slip adjustment screw. Complies with US standard GGG-W-651 Type I Class A.

- Spring-supported hook: One-handed ratchet-like use, self-clamping
- Quick preset of tube diameter using scale on hook

CAT. NO.	DESCRIPTION	LB
70150	8" (Max. O.D. 1")	1.0
70151	10" (Max. O.D. 1 1/2")	2.0
70152	12" (Max. O.D. 2")	3.5
70153	14" (Max. O.D. 2")	4.5
70154	18" (Max. O.D. 2 1/2")	6.5
70155	24" (Max. O.D. 3")	10.5
70156	36" (Max. O.D. 5")	20.0
70157	48" (Max. O.D. 6")	37.0

Aluminum Pipe Wrench



Features similar to HEAVY DUTY
Complies with US standard GGG-W-651 Type I Class B

- Extremely light aluminum alloy with high strength: Approx. 40% lighter than steel
- ALUMINUM Pipe Wrench for PVC Coated Conduit has specially designed jaws for gripping coated pipe. Protects plastic coating

CAT. NO.	DESCRIPTION	LB
70159	10" (Max. O.D. 1 1/2")	2.0
70160	14" (Max. O.D. 2")	3.0
70161	18" (Max. O.D. 2 1/2")	4.0
70162	24" (Max. O.D. 3")	6.0
70163	36" (Max. O.D. 5")	11.5
70164	48" (Max. O.D. 6")	20.0
P70159C	10" Aluminum Pipe Wrench for PVC Coated Conduit (Max. O.D. 1 1/2")	2.0
P70160C	14" Aluminum Pipe Wrench for PVC Coated Conduit (Max. O.D. 2")	3.0
P70161C	18" Aluminum Pipe Wrench for PVC Coated Conduit (Max. O.D. 2 1/2")	4.0
P70162C	24" Aluminum Pipe Wrench for PVC Coated Conduit (Max. O.D. 3")	6.0

Heavy Duty End Pipe Wrench



Features similar to HEAVY DUTY
Complies with US standard GGG-W-651 Type IV

- Offset wrench head: Ideal for work in confined spaces or close to walls

CAT. NO.	DESCRIPTION	LB
70166	10" (Max. O.D. 1 1/2")	1.7
70167	14" (Max. O.D. 2")	3.2

Aluminum Offset Pipe Wrench



Complies with US standard GGG-W-651 Type I Class B

- Extremely light aluminum alloy with high strength: Approx. 40% lighter than steel
- Offset wrench head: Ideal for work in confined spaces or close to walls

CAT. NO.	DESCRIPTION	LB
70115	14" (Max. O.D. 2")	3.0
70116	18" (Max. O.D. 2 1/2")	4.0

Chain Pipe Wrench 4"



Profile handle made of drop forged, chrome vanadium steel, polished head and powerful chain made of tempered special steel.

- Double-sided teeth surface set against the turning direction: Works in both directions without re-inserting

CAT. NO.	DESCRIPTION	LB
70235	12" (Max. O.D. 4")	2.0

Heavy Duty Chain Pipe Wrench



Very tough design for the most demanding applications, tried and tested in pipeline construction. Forged jaws and handle; replaceable jaws.

- Strong chain made of tempered steel: Fits every cross-section
- Double-sided tooth system for ratchet-like use: For right and left-handed motion

CAT. NO.	DESCRIPTION	LB
70243	27" (Max. O.D. 2 1/2")	6.0
70244	37" (Max. O.D. 4")	12.0
70245	44" (Max. O.D. 6")	25.0
70246	50" (Max. O.D. 8")	33.0
70247	63" (Max. O.D. 12")	62.0

TUBE CUTTERS

PRO 35 / PRO 42 Tube Cutter



Cuts tubes made of:

- copper, brass, aluminum, thin-walled steel
- PE, PP, PVDF, plastic-coated tubes
- stainless steel

CAT. NO.	DESCRIPTION	LB
70027	PRO 35 (O.D. 1/4" - 1 3/8")	1.0
70029	PRO 42 (O.D. 1/4" - 1 5/8")	1.2
70017D	Cutter Wheel, 5 pack	0.3
21652B	Deburring Blades, 10 pack	0.3
70027D	PRO 35 Counter Display (10 pieces)	11.0
70029D	PRO 42 Counter Display (10 pieces)	13.0

MINICUT 2000



Tube cutter for copper tubes. Ergonomic design of body and knob with seating surface for the hand during turning.

- Large knurled knob, handy design: Fatigue-free pressure control
- Two guide rollers with recess: Cuts close to flares
- Handy design with small working radius of 1-3/4" (45 mm): Ideal for hard to reach places

CAT. NO.	DESCRIPTION	LB
70105	MINICUT 2000 (O.D. 1/8" - 7/8")	0.4
70017D	Cutter Wheel, 5 pack	0.6
70105D	MINICUT 2000 Counter Display (20 pieces)	4.5

MINI MAX



Tube cutter for copper tubes. Ergonomic design of body and knob with seating surface for the hand during turning.

- Large knurled knob, handy design: Fatigue-free pressure control
- Two guide rollers with recess: Cuts close to flares
- Handy design with small working radius of 1-3/4" (45 mm): Ideal for hard to reach places

CAT. NO.	DESCRIPTION	LB
70015	MINI MAX (O.D. 1/8" - 1 1/8")	0.8
70017D	Cutter Wheel, 5 pack	0.6
70015D	MINI MAX Counter Display (20 pieces)	8.5

Tube Cutter 30 / Tube Cutter 50



Tube cutter for copper tubes.

- Retractable internal deburrer and spare cutter wheel in handle: Always within reach
- Two guide rollers with recess: For cuts close to flares

CAT. NO.	DESCRIPTION	LB
71019	Tube Cutter 30 (O.D. 1/8" - 1 1/8")	0.7
70065	Tube Cutter 50 (O.D. 1/2" - 2")	0.8
70017D	Cutter Wheel, 5 pack	0.6
70056D	Stainless Steel Cutter Wheel, 5 pack	0.6

Automatic Tube Cutter



Ratchet telescopic cutter for copper, brass, aluminum, thin-walled steel, and plastic coated tubes.

- Ratchet telescopic guide with automatic spring-driven withdrawal: Quick adjustment, fast opening
- Retractable internal deburring tool and spare cutter wheel in handle: Always within reach

CAT. NO.	DESCRIPTION	LB
70030	Automatic size 1 (O.D. 1/8" - 2 5/8")	2.0
70017D	Size 1 Cutter Wheel, 5 pack	0.3
70142	Automatic size 2 (O.D. 2" - 5")	3.5
70143	Automatic size 3 (O.D. 4" - 6 5/8")	4.0
70057D	Spare cutter wheel sizes 2/3, 2 pack	0.1
21652B	Spare deburring blade sizes 1/2/3, 10 pack	0.3
70030D	Automatic size 1 Counter Display (4 pieces)	9.0

PIPESLICE



Cutting copper tubing has never been easier! Simply snap the cutter onto the tube and turn.

- Cut tubes with less turns
- Self-clamping and self-alignment: No re-adjustment necessary
- Less space required: Ideal for hard to reach places
- Cast aluminum casing

CAT. NO.	DESCRIPTION	LB
88807	PIPESLICE 1 (Nominal dia. 3/8"; O.D. 1/2")	0.6
88810	PIPESLICE 2 (Nominal dia. 1/2"; O.D. 5/8")	0.6
88808	PIPESLICE 3 (Nominal dia. 5/8"; O.D. 3/4")	0.6
88802	PIPESLICE 4 (Nominal dia. 3/4"; O.D. 7/8")	0.6
88814	PIPESLICE 5 (Nominal dia. 1"; O.D. 1 1/8")	1.0
88806	Spare cutter wheel for 1/2/3	0.1
88803	Spare cutter wheel for 4/5	0.1



ROTRAC Tube Cutters



High precision tube cutter for copper tubes.

- Smooth-running telescopic action for consistent working radius, blade advances faster
- ROTRAC Plus Cutters feature a large knurled knob
- Rolling stop protects cutter wheel
- Protected screw spindle prevents dirt ingress and jamming
- Cast aluminum design is compact and light

CAT. NO.	DESCRIPTION	LB
70010	ROTRAC 28 (O.D. 1/8" - 1 1/8")	1.0
70011	ROTRAC 42 (O.D. 1/4" - 1 5/8")	1.0
70007X	Cutter Wheel, 10 pack	0.1
70020	ROTRAC 28 Plus (O.D. 1/8" - 1 1/8")	1.0
70021	ROTRAC 42 Plus (O.D. 1/4" - 1 5/8")	1.0
70012	ROTRAC 20PL for plastic pipe (O.D. 1/8" - 3/4")	1.0
70013	ROTRAC 32PL for plastic pipe (O.D. 3/16" - 1 1/4")	1.0
70018	ROTRAC 42 for flexible gas pipe (O.D. 1/4" - 1 5/8")	1.0
90007	Cutter Wheel, stainless steel	0.1

Steel Pipe Cutters



- Hardened cutter wheel made of high alloy steel: Long service life
- Burr-free external cutting: Immediate thread cutting possible
- Optional cutter wheel for cast iron pipes

CAT. NO.	DESCRIPTION	LB
70040	1 1/4" Pipe Cutter (O.D. 1/8" - 1 1/4")	2.5
70046D	Cutter Wheel, 1 1/4", 3 pack	0.5
70045	2" Pipe Cutter (O.D. 1/8" - 2")	5.5
70051D	Cutter Wheel, 2", 3 pack	0.5
70054	Cutter Wheel for cast iron, 2"	0.3
P70045C	2" Pipe Cutter for Plastic Coated Pipe (O.D. 1/8" - 2")	5.5
70060	4" Pipe Cutter (O.D. 2" - 4")	17.0
70061D	Cutter Wheel, 4", 2 pack	0.5
70066	Cutter Wheel for cast iron, 4"	0.1
P70060C	4" Pipe Cutter for Plastic Coated Pipe	17.0

Chain Tube Cutter



For copper, brass, aluminum, thin-walled steel tubes, & plastic coated tubes.

- Stable chain with 15 mini cutter wheels, two-step adjustment: Ideal for working in confined spaces such as parallel-running tubes
- Chrome-plated with PVC handles

CAT. NO.	DESCRIPTION	LB
70285	MULTICUT 65 (O.D. 1" - 2")	1.3
70286	Cutter Wheel Chain	0.4

ROCUT® 26TC PEX Cutter



New direct cut action shear with a stainless steel blade for fast and accurate cuts on PEX, PE, PP, and PB plastic pipe.

CAT. NO.	DESCRIPTION	LB
52005	ROCUT 26TC (Max O.D. 1")	0.8
52005D	26TC Counter Display (10 pieces)	9.0

ROCUT® 32TC PEX Cutter



New light and sturdy cutter for PEX, PE, PP, PB, and multi-layer pipe. Blade is flat to "turn and cut."

CAT. NO.	DESCRIPTION	LB
52040	ROCUT 32TC (Max O.D. 1 1/4")	1.6
52041	Replacement Blade	0.3

ROCUT® Professional PVC Shears



For precise cutting of PVC, PP, PE, PEX, PB, and PVDF pipes.

- Double-sided blade and ratchet support: Precise force transfer and precise guided cutter feed
- Stainless steel blade with V-edge: Pin-point precision without deformation
- Releasing lever: Automatic, controlled opening of the blade at the push of a button
- Wide pipe support: Precise, right-angled cut
- Ideally meshed cutting curve: Minimum effort during cutting
- Safety lock

CAT. NO.	DESCRIPTION	LB
52000	ROCUT® 42TC (Max O.D. 1 5/8", Sch. 40 PVC 1 1/4")	1.0
52042	Replacement Blade, 42TC	0.3
52000D	42TC Counter Display (10 pieces)	10.5
52010R	ROCUT® 50TC (Max O.D. 2" Sch. 40 PVC 1 1/2")	1.4
52011	Replacement blade, 50TC	0.4
52015	ROCUT® 75TC (Max O.D. 3" Sch. 40 PVC 2 1/2")	3.6
52016	Replacement blade, 75TC	0.5

DEBURRING & REAMING TOOLS

Universal Internal/External Deburring Tools



Quick and easy deburring. For copper, steel and stainless steel, with polished cutting bit made of hardened special steel, smooth-running.

CAT. NO.	DESCRIPTION	LB
70075	For copper and stainless steel (O.D. 1/8" - 2")	0.4
11006X	Heavy Duty, For copper and stainless steel (O.D. 1/8" - 1 3/8")	0.3
11006R	For copper and plastic (O.D. 1/8" - 1 3/8")	0.3

Ratchet Pipe Reamer 1/4" - 2"



Rapid and clean deburring of steel tubes, with smooth-running ratchet; cutting bit made of tempered steel.

CAT. NO.	DESCRIPTION	LB
70289	Ratchet internal reamer (O.D. 1/4" - 2")	5.9
70296	Reamer blade	0.5

Deburring Tools



For fast deburring of edges, tubes and sheets; replaceable blades.

CAT. NO.	DESCRIPTION	LB
21660	Deburring tool with HSS deburring blade (blade not replaceable)	0.1
21655	Deburring tool with deburring blade no. 1	0.2
21652B	HSS deburring blade no. 1 universal, 10 pack	0.2

*HSS = High Speed Steel

INSTALLATION TOOLS

Strap and Fitting Wrench



Made of special aluminum alloy, with replaceable nylon strap.

- Safe to use on chrome-plated fittings: No damage to polished surfaces

CAT. NO.	DESCRIPTION	LB
70240	12" Strap Wrench (Max O.D. 3")	1.0
70241	12" Strap Wrench (Max O.D. 8")	1.3

EASYGRIP



Automatic Plastic Strap Wrench for gripping larger diameter plastic pipes.

- Quick clamping ratchet: Quick fitting onto the required tube diameter
- Central v-shaped support: No damage to tube surface, no deformation of tube
- Firm grip, special nylon strap

CAT. NO.	DESCRIPTION	LB
55075	EASYGRIP (3/4" - 6" O.D.)	2.2

VICES AND STANDS

Tri-Stand with 6" Chain Vice



- Collapsible, stable frame: Compact size
- Holes and slots: For attaching various tools
- With recesses: For bending tubes 3/8", 1/2", 3/4" O.D.
- Prepared for bench yoke vice (70710 and 70711), and chain tube vice (70713, 70714, and 70715): Universal vice attachment
- Ceiling brace for overhead support of the stand: Secure frame even during difficult work

CAT. NO.	DESCRIPTION	LB
00076	Tri-Stand with Chain Vice (1/8" - 6")	68.0

Top Screw Cam Lock Vice



Tough, powerful, bending device and tube support, forged and hardened, wear-resistant jaws, powerful chain

- V-shaped support: Prevents bending during clamping
- Prepared for bench yoke vice (70710 and 70711), and chain tube vice (70713, 70714, and 70715): Universal vice attachment
- Offset lever and pre-tensioning screw: Quick fastening

CAT. NO.	DESCRIPTION	LB
70713	Vise (1/8" - 2 1/2" O.D.)	8.4
70714	Vise (1/8" - 4" O.D.)	13.7
70715	Vise (1/8" - 6" O.D.)	20.5

Bench Yoke Vice



Foldable, with automatic closing hook, milled and hardened upper and lower support jaw, powerful smooth-running spindle.

CAT. NO.	DESCRIPTION	LB
70710	Bench Yoke Vice (1/8" - 2" O.D.)	10.0
70711	Bench Yoke Vice (1/8" - 4" O.D.)	25.0

PIPE FREEZING

FREEZE-PAK Instant Pipe Freezing Kit



Foam sleeves wrap pipe and are fastened with plastic ties.

Quick Freeze is sprayed into center of foam wraps until frost appears on outside, indicating pipe section is frozen.

Repair is made between 2 frozen pipe sections.

The FREEZE-PAK is the ideal way to make quick repairs without draining or interruption of water supply. Quick Freeze spray produces a temporary ice plug in plumbing and heating systems that will last up to 30 minutes.

- Produces an ice plug in 10 minutes
- Works on copper, iron, lead or plastic pipes
- Works vertically and horizontally
- Safe to use - CFC free
- Size range: 1/4" - 1" O.D.

CAT. NO.	DESCRIPTION	LB
64004	FREEZE-PAK Kit	1.7
64002	Foam pipe jacket replacement, 2 pieces	0.3
64001	Quick Freeze Spray replacement, 17.5 oz. (500 g)	1.4

Kit includes 1 can Quick Freeze spray (64001), 2 foam pipe jackets, 4 plastic ties

SOLDERING AND BRAZING TORCHES

SUPER FIRE 3



HEAVY-DUTY, ergonomic, brazing torch. The SUPER FIRE 3 premium torch is designed to provide convenience and safety to the user. The gas adjustment offers a precise flame adjustment and the swirl-flame "wraps" around the fitting for quick and even heating with MAP-Pro™ or propane. A built in regulator gives a consistent flame in all positions, even upside down!

CAT. NO.	DESCRIPTION	LB
35430R	SUPER FIRE 3 Set (Includes Swirl-flame burner, Pin-point burner, universal bottle stand, protective cap)	1.9
35431	SUPER FIRE 3 Torch Handle, Swirl-flame burner	1.5
35455	Pin-point burner	0.2
35456	Standard burner	0.2
35457	Swirl-flame burner	0.2
35458	Hot-air burner	0.5
35459	Soft-flame burner	0.8

- Heavy duty construction withstands exposure to dust, sand, water
- Torch only ignites if burner tip is securely locked in place
- Lightweight and easy to use
- Trigger on/off: Lights instantly; shuts off if dropped or released
- Locking button: Provides continuous flame for hands-free use
- Non-return safety valve: Immediately blocks the gas flow in both directions
- High-performance Piezo ignition: Reliable lighting up to 30,000 ignitions

Burner Tips

	35455	35456	35457	35458	35459
Flame type	Pin-point	Standard	Swirl-flame	Hot-air	Soft
Tip diameter, in. (mm)	0.59" (15mm)	0.63" (16mm)	0.63" (16mm)	1.50" (38mm)	0.95" (24mm)
Soft soldering (750°F/400°C) max. pipe dia.	3/8" (10mm)	3/4" (18mm)	1 1/2" (40mm)	—	7/8" (22mm)
Brazing (1320°F/720°C) max. pipe dia.	—	—	3/4" (18mm)	—	—
Length, in.	5.8"	5.8"	7.4"	10.5"	0.3"

SWEATBOX™ II



A handy kit that includes all the tools needed to sweat copper.

- SUPER FIRE 3 Heavy Duty Torch (35431)
Swirl-flame burner tip
Reliable Piezo ignition
MAP-Pro™/propane anti-flare
- PRO 35 Tube Cutter (70027)
Cuts 1/4" - 1-3/8" O.D. copper
Bearing designed for smooth action
Spare cutter wheel in handle
Retractable reamer
- MINI MAX Tube Cutter (70015)
Cuts 1/4" - 1-1/8" O.D. copper
Compact design
Smooth actuation
Small working radius for confined spaces
- Carry case

CAT. NO.	DESCRIPTION	LB
P20023	SWEATBOX™ II	2.8

Torch Reflector



Protects surrounding materials or walls when soldering pipes.

- Mounts onto most burner tips: Nothing separate to hold or attach to pipe
- Evenly heats pipe: Saves energy and time
- Durable stainless steel
- 2-1/2" wide

CAT. NO.	DESCRIPTION	LB
31043R	Torch Reflector (Mounting Dia. 5/8" - 7/8")	0.2


ROFIRE Swivel Torches



Torch heads swivel 360° to make reaching the soldering area easier.

CAT. NO.	DESCRIPTION	LB
35016	ROFIRE Swivel PRO Cyclone Piezo	1.0
35014	ROFIRE Swivel PRO Cyclone	1.0
35012	ROFIRE Swivel PRO Double Barrel	1.0

ROTORCH Brass and Steel Torches



Durable torches provide reliable and safe heating every time. Ergonomically-shaped Piezo switches are easy to ignite.

ROTORCH 90

- Sturdy, stainless steel burner
- Reliable Piezo ignition

ROTORCH 8

- Brass and stainless steel burner
- Sturdy

CAT. NO.	DESCRIPTION	LB
30090	ROTORCH 90	1.0
30008	ROTORCH 8	1.0

POWER FIRE Brazing Torch



For soft and hard soldering.

- Piezo ignition: Immediate flame at the push of a button
- Locking button: Continuous working
- Fine regulating valve: Precise flame adjustment
- Integrated constant pressure regulator: Even pressure at all times

CAT. NO.	DESCRIPTION	LB
30811	POWER FIRE Torch	2.0

PIPE AND DRAIN INSPECTION SYSTEMS

ROCAM® Mobile Cordless Drain Inspection Camera



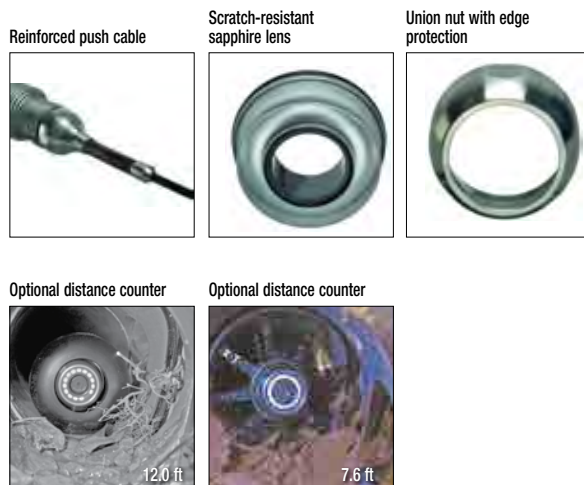
- Flexible camera head for excellent maneuverability
- One-man, single-handed device
- Continuously adjustable LED brightness
- Integrated storage compartment
- For hollow spaces and drains of 2" to 6" (50 to 150 mm)
- Camera head diameter 1-1/4" (33 mm)
- Push cable diameter 3/16" (4.5 mm)
- Push cable length 118 ft (36 m)
- Main operation 110 V / 50 - 60 Hz or 24 V battery
- On-board battery charger with charge status indicator: Battery is always charged
- Easy battery disconnect: Conserves battery power
- Fold down monitor cover: Acts as sun visor for best viewing of image
- Digital metering readout: For determining exact location of blockages
- Video In / Video Out: For optional video recording and playback
- Rugged tubular frame acts as handle: Stable positioning on any surface
Easy to carry
- ABS housing: Impact and splash resistant. Perfect for use on building sites

COLOR:

- CMOS lens with LED illumination: Brilliant image quality

BLACK & WHITE:

- Pinhole lens with LED illumination: Brilliant, clear image



ROCAM® Cordless models listed below include 2 guide skids, electrical adapter, cable.

CAT. NO.	DESCRIPTION	LB
69420NT	ROCAM® Mobile B/W	26.1
69435NT	ROCAM® Mobile B/W with Transmitter and distance counter	36.0
69620NT	ROCAM® Mobile color	27.6
69635NTF	ROCAM® Mobile color with Transmitter and distance counter	36.0
69550	ROCAM® Battery	2.0
H88953	Power Supply, replacement	2.0

DRAIN CLEANING EQUIPMENT

R600 Drain Cleaning Machine



For pipes 3/4" - 6" diameter, the R600 is ideal for installation and maintenance work in hospitals and municipal buildings.

- Reinforced guide hose sheathing with precision quick coupling: Safe, kink-free cable feed; prevents dirt ingress
- Die-cast aluminum frame and fiberglass reinforced side panels: Extremely light and sturdy
- Clamping device: For secure lengthening/shortening of cables
- Lockable drive lever: Serves as carrying handle
- Optional tri-pod stand: Provides safe, non-slip, higher position of machine when working on toilets and inspection holes
- Cable size 7/8" (22 mm) and 5/8" (16 mm)
- For pipe sizes: 3/4" - 6" (20 - 150 mm) dia.
- Maximum working length: 200 ft. (61 m) with 7/8" cables, 165 ft. (50 m) with 5/8" cables
- Rating: 0.4 kW (0.55 HP) RH and LH drive
- Speed: 467 rpm

Drive lever locked in stop position — serves as carrying handle



Manual feed is done by means of a working loop bend



58182

CAT. NO.	DESCRIPTION	LB
72869V	R600V machine only	46.0
72676	R600 with accessories	105.0
	Includes: 5 x cables 7/8" dia. (72441), cable basket (72112), guide hose (72541), guide glove (72120), separating pin (72101), straight auger (72221), bulb auger (72263), spade head cutter (72261), funnel auger (72222), serrated forked cutter (72250)	
72541	Guide Hose, 13 ft.	6.0
72638	Clutch Jaws with springs, R600	2.0
58182	Tri-pod Stand, collapsible	16.5
72949	Cable Set, 7/8"	5.0
	Includes: 6 x cables 7/8" dia. (72441), cable basket (72112)	
72955	Cable and Tools Set for R600	53.0
	Includes: 5 x cables 7/8" dia. (72441), cable basket (72112), guide hose (72541), guide glove (72120), separating pin (72102), straight auger (72221), bulb auger (72263), funnel auger (72222), spade head cutter (72261), serrated forked cutter (72250), ROWONAL cable spray (72142), metal carry case.	
72100	Cable Separating Key, 5/8"	0.1
72101	Cable Separating Key, 7/8", 1 1/4"	0.1

USA Authorized Service Centers*

ALABAMA

BIRMINGHAM

Alabama Jack Co.
1140 5th Ave. N 35203-1502
Telephone: 205-251-8156

DeWALT Factory Service
2412 Greensprings Hwy. 35209
Telephone: 205-942-0537

MOBILE

Bay City Tool & Repair Co.
4405 Halls Mill Rd., Ste. F4 36693
Telephone: 251-666-8406

ALASKA

FAIRBANKS

Aero Services, Inc.
1915 ADA St. 99706
Telephone: 907-479-6666

ARIZONA

PHOENIX

Arizona Armature Service
4641 S. 33rd St. 85040-2850
Telephone: 602-276-4434

Glendale Industrial Supply
2224 N. 23rd Ave. 85009
Telephone: 602-254-4666

Glenn's Tool Service
2149 East Indian School Rd. 85016
Telephone: 602-264-6203

TUCSON

Glendale Industrial Supply
3232 E. 36th St. 85713
Telephone: 520-620-1000

Western Tool
702 South Campbell St. 85719-6515
Telephone: 520-884-0504

ARKANSAS

LITTLE ROCK

Clark Hydraulic Service
2901 Confederate Blvd. 72206-3300
Telephone: 501-375-1252

CALIFORNIA

ANAHEIM

Jack-X-Change
1609 N. Orangethorpe Way 92801
Telephone: 714-871-4966

Westside Building Material Corp.
1111 E. Howell Ave. 92805-6407
Telephone: 714-385-1644

BAKERSFIELD

Bakersfield Tool Repair
210 Sumner St., Suite B 93305
Telephone: 661-327-2820

BUENA PARK

Titan Equipment Repair
7425 Orangethorpe Ave. #F 90621
Telephone: 714-739-2810

CORONA

We-Do Equipment Repair
299 E. Harrison 92879
Telephone: 951-808-9167

FALLBROOK

Mack's Tool Repair
341 Industrial Way #A 92028
Telephone: 760-451-1078

GARDENA

B & G Industrial Rentals
1627 W. 130th St. 90249
Telephone: 310-327-0804

HAYWARD

California Service Tool
26250 F Corporate Ave. 94545-3900
Telephone: 510-782-1000

NATIONAL CITY

A-1 Hydraulic Service
2100 Roosevelt Ave. 91950-6538
Telephone: 619-474-8491

SAN DIEGO

Tool Depot
3799 Gaines St. 92110
Telephone: 619-220-7111

S. SAN FRANCISCO

C.H. Bull Co.
233 Utah Ave. 94080
Telephone: 650-871-8440

COLORADO

BRIGHTON

Quest
812 Baseline Pl. #4 80603
Telephone: 720-685-9091

DENVER

Aviation Industrial Supply
3900 Ulster St. 80207-1729
Telephone: 303-355-2391

Hydraulic Energy Products
6800 Stapleton Dr. South 80216
Telephone: 303-333-7442

CONNECTICUT

EAST HARTFORD

Jossam Tool
411 Burnham St. 06108
Telephone: 860-289-4064

NEW HAVEN

Colony Hardware Supply
15 Stiles St. 06512-1710
Telephone: 203-466-5252

FLORIDA

FT. LAUDERDALE

Broward Hydraulic Jack Service
3907 S.W. 12th Ct. 33312-3483
Telephone: 954-583-2504

JACKSONVILLE

B C Industrial Supply
10592 Balmoral Cr. E. 32218
Telephone: 904-355-1935

LAKE WORTH

Mike's GIT-R-DONE Tool Repair
2202 7th Ave. N., Bay A 33461
Telephone: 561-588-7099

ORLANDO

Central Florida Hydraulics
333 S. Norton Ave. 32805-2422
Telephone: 407-422-4826

RIVIERA BEACH

Action Bolt and Tool Co.
2051 Blue Heron Blvd. West 33404
Telephone: 561-845-8800

TAMPA

Gator Repair
5128 Nebraska Ave. 33603-2364
Telephone: 813-234-8831

GEORGIA

ATLANTA

Power Tool Service Co.
1939 Hills Ave. NW 30318-2814
Telephone: 404-605-0101

HAWAII

HONOLULU

Air & Hydraulic Service
842 Ilaniwai St. 96813-5223
Telephone: 808-597-8051

IDAHO

BOISE

Twilann Hydraulics
95 W. 33rd St. 83714
Telephone: 208-344-4534

ILLINOIS

BERWYN

Jack's Inc.
6642 W. 26th St. 60402-2698
Telephone: 708-788-4300

BROADVIEW

Chicago Jack Service
2000 S. 25th Ave. 60155
Telephone: 708-681-1800

DECATUR

S & K Air Power Tool and Supply
2202 N. 40th St. 62526-5519
Telephone: 217-424-8500

ELK GROVE VILLAGE

Brock Tool Co.
1475 Louis Ave. 60007-2393
Telephone: 800-332-7625

LOVES PARK

Moline Service Center
7308 Forest Hills Rd. 61111-3984
Telephone: 815-877-1777

* List is accurate as of 4/08

MATTOON

HD Supply
 45-55 South Rte. 45 61938
 Telephone: 217-235-0546

MC COOK

Recco Tool & Supply
 8805 Joliet Rd. 60525-3218
 Telephone: 708-442-7850

PEORIA

Midwest Hydra-Line
 817 N.E. Adams 61603-3901
 Telephone: 309-682-1380

SCHAUMBURG

All Power Tool
 2130 Palmer Dr. 60173
 Telephone: 847-301-4000

INDIANA

EVANSVILLE

Bailey Tools & Supply Co.
 5716 E. Morgan Ave. 47715
 Telephone: 812-475-1618

FORT WAYNE

Mill Supplies
 5105 Industrial Rd. Door #1 46825
 Telephone: 219-484-8566

INDIANAPOLIS

Anderson Brothers Tool Repair
 3531 Southeastern Ave. 46203-1528
 Telephone: 317-356-6381

Eskew Enterprises
 1447 N. Harding St. 46202
 Telephone: 317-264-9028

IOWA

DAVENPORT

The Tool Hospital
 724 W. 2nd St. 52802
 Telephone: 563-386-1533

DES MOINES

3E Service Center
 1808 Delaware Ave. 50317-6341
 Telephone: 515-266-8890

The Tool Hospital
 1631 2nd Ave. 50314-3406
 Telephone: 515-282-3323

IOWA CITY

The Tool Hospital
 2003 S. Gilbert St. 52240-4373
 Telephone: 319-339-0641

KENTUCKY

LEXINGTON

Bluegrass Tool Warehouse
 1175 Brock McVey Dr. 40509-4116
 Telephone: 859-252-1849

LOUISVILLE

Bailey Tools & Supply Co.
 1338 S. Shelby St. 40217-1107
 Telephone: 502-635-6348

LOUISIANA

BATON ROUGE

Unlimited Supply
 17820 Sotile Dr. 70809
 Telephone: 225-752-3660

The Tool Shed
 7835 Tom Dr., Ste. A 70809
 Telephone: 225-926-6500

NEW ORLEANS

Beerman Precision, Inc.
 4206 Howard Ave. 70125-1327
 Telephone: 504-207-6000

MARYLAND

ANNAPOLIS JUNCTION

Tools & Accessories
 8975 Henkels Ln., Ste. 710 20701
 Telephone: 410-735-8800

BALTIMORE

Brock Tool & Supply
 1200 66th St. 21237-2541
 Telephone: 410-483-4300

UPPER MARLBORO

Diamond Tool Co.
 8051 Penn Randall Place 19146
 Telephone: 301-967-2844

MASSACHUSETTS

MEDWAY

Marathon Tool Industrial Supply
 106 D Main St. 02053
 Telephone: 800-821-4927

NEWTON

NEFCO
 281 Newtonville Ave. 02460
 Telephone: 617-464-4100

WESTFIELD

Toomey Associates
 1100 Russell Rd. 01086-0577
 Telephone: 413-562-5192

WOBURN

New England Hydraulic Service
 21-B 6th Rd. 01801-1757
 Telephone: 781-932-8880

MICHIGAN

ANN ARBOR

McCally Tool & Supply
 2445 S. Industrial Hwy. #1 48104
 Telephone: 734-747-8332

JENISON

Grand Valley Hydraulics
 6697 18th Ave. 49428
 Telephone: 616-662-1992

KINGSFORD

IDG
 1021 Pyle Dr. 49802
 Telephone: 906-774-3991

LIVONIA

Brock Tool
 31090 Industrial Rd. 48150-2033
 Telephone: 734-261-9333

MIDLAND

Mid-Michigan Repair Service
 680 Poseyville Rd. 48640
 Telephone: 989-835-6014

WARREN

H & P Technologies
 21251 Ryan Rd. 48091-4666
 Telephone: 586-758-0100

MINNESOTA

MINNEAPOLIS

Hydraulic Jack & Equipment Service
 2601 Aldrich Ave. S 55408-1308
 Telephone: 612-872-7177

ST. PAUL

Total Tool Supply
 315 N. Pierce St. 55104-5229
 Telephone: 800-444-4899

MISSISSIPPI

JACKSON

Stuart C. Irby
 815 S. State 39201-5806
 Telephone: 601-969-1811

MISSOURI

CUBA

Hoyt's Hydraulic
 1019 Basham Hills Dr. 65453
 Telephone: 573-885-3379

KANSAS CITY

Heath Sales & Service
 518-20 E. 16th St. 64108-1543
 Telephone: 816-421-3330

Shaw Supply Co.
 1066 E. 16th St. 64108-1553
 Telephone: 816-221-0060

ST. CHARLES

Tool Service Center
 2431 Raymond Dr. 63301
 Telephone: 636-940-2525

ST. LOUIS

Authorized Equipment Service
 3200 Chouteau Ave. 63103-2993
 Telephone: 314-772-8024

NEBRASKA

LINCOLN

The Tool House / Henkle & Joyce
 800 Q St. 68508-1388
 Telephone: 402-476-6673

The Tool Hospital
 1720 Adams St. 68521-1823
 Telephone: 402-435-2996

OMAHA

The Tool Hospital
 9950 S 134th St. 68138-6199
 Telephone: 402-592-5220

NEVADA**LAS VEGAS**

Tool Service
 3239 Industrial Rd. 89109-1140
 Telephone: 702-734-9161

RENO

Titan Construction Supply
 250 Edison Way 89502
 Telephone: 775-351-2201

NEW JERSEY**EAST ORANGE**

Von Rohr Equipment
 2 New Main St. 07018-4238
 Telephone: 973-673-6700

KEYPORT

Semcor Equipment & Mfg. Corp.
 18 Madison St. 07735-1194
 Telephone: 732-264-6080

NEWARK

Metro Hydraulic Jack
 1271 McCarter Hwy. 07104-3711
 Telephone: 973-350-0111

NEW MEXICO**ALBUQUERQUE**

Power Tool & Saw
 7136 Jefferson NE 87107-2006
 Telephone: 505-856-2158

NEW YORK**AMHERST**

Philipps Bros. Supply
 2525 Kensington Ave. 14226-4999
 Telephone: 716-839-4800

BROOKLYN

J & A Repair Shop
 6206 20th Ave. 11204-3023
 Telephone: 718-232-5746

BUFFALO

Buffalo Hydraulic Jack Service
 488 Walden Ave. 14211-2498
 Telephone: 716-893-6510

CHADWICKS

Mohawk Ltd.
 1 Newell Lane 13319
 Telephone: 315-737-7328

GARDEN CITY PARK

Eastern Industrial Equipment
 2231 Jericho Tpke. 11040-4797
 Telephone: 516-741-3198

HUNTINGTON STATION

A & T Power Tools
 515 E Jericho Tpke. 11746-7311
 Telephone: 631-271-2141

NEW YORK

T. P. Rental Service
 417 W. 50th St. 10019-6527
 Telephone: 212-713-1999

RENSSELAER

Albany Hydraulic & Lube Service
 98 A Columbia Tpke. 12144-3412
 Telephone: 518-462-5425

ROCHESTER

Hanes Supply Co.
 10 Cairn St. 14611-2416
 Telephone: 585-235-0160

SYRACUSE

Ace Hydraulic & Pneumatic
 6720 V.I.P. Pkwy. 13211-7326
 Telephone: 315-454-8989

Charles Haller Enterprises
 4079 New Court Ave. 13206-1640
 Telephone: 315-433-0011

WANTAGH

Ace Tool Repair
 2201 Wantagh Ave. 11793-3917
 Telephone: 516-783-8899

WOODSIDE

Bryant Tool & Supply
 61-10 34th Ave. 11377-2228
 Telephone: 718-672-1300

NORTH CAROLINA**BELMONT**

IDG
 2100 The Oakes Pkwy 28012
 Telephone: 704-398-5600

OHIO**CINCINNATI**

Contractors Choice
 2070 Schappelle Lane 45240-2713
 Telephone: 513-851-9070

CLEVELAND

A & A Hydraulic Repair
 5301 W. 161st St. 44142
 Telephone: 216-362-4000

Ohio Hydraulic Jack Service
 1408 E. 25th St. 44114-2123
 Telephone: 216-298-6900

COLUMBUS

J. J. Hammond Service
 1037 McKinley Ave. 43222-1136
 Telephone: 614-228-8448

ELIDA

Aircraft Dynamics
 418 E. Kiracope Ave. 45807
 Telephone: 419-331-0371

HARRISON

Brenco Inc.
 7780 Willey Rd. 45030-9764
 Telephone: 513-738-1808

F & M Mafco

9149 Dry Fork Rd. 45030-1901
 Telephone: 513-367-2151

NORTHWOOD

A & C Tool & Equipment Repair
 6949 Wales Rd., Suite #5 43619
 Telephone: 419-662-6560

YOUNGSTOWN

Pennsylvania Tool Sales & Service
 625 Bev Rd. 44512-6421
 Telephone: 330-758-0845

OKLAHOMA**OKLAHOMA CITY**

Whitton Supply
 1419 W. Reno 73106
 Telephone: 405-236-5561

TULSA

Mac's Hydraulic Jack Service
 10312 E. 52nd St. 74146-5809
 Telephone: 918-627-5505

OREGON**BEAVERTON**

Karn Repair Service, Inc.
 1800 N.W. 169th Place, Suite D300 97006
 Telephone: 503-690-9500

EUGENE

Les's Hydraulic
 2550 W. 5th Ave. 97402-2628
 Telephone: 541-343-4041

PENNSYLVANIA**BETHLEHEM**

Albarell Electric
 1523 Easton Ave. 18017-5934
 Telephone: 610-691-7030

MECHANICSBURG

Drivekore
 101 Wesley Dr. 17055
 Telephone: 717-697-8233

PHILADELPHIA

Auto Wheel and Rim
 2731 E. Castor Ave. 19134-5593
 Telephone: 215-288-9222

PITTSBURGH

CTS, Inc.
 3500 Liberty Ave. 15201-1325
 Telephone: 412-681-6673

RHODE ISLAND**WARWICK**

Tri-Power Sales & Service
 64 Minnesota Ave. 02888-6011
 Telephone: 401-732-3390

SOUTH CAROLINA**CHARLESTON**

Baldwin Brothers, Inc.
 2132 Spruill Ave. 29405
 Telephone: 843-744-6323

TENNESSEE

KNOXVILLE

Lubrication Equipment Service
 2501 Mitchell St. 37917-6139
 Telephone: 865-525-8401

MEMPHIS

Authorized Equipment Service
 812 Polk Ave. 38126-4198
 Telephone: 901-774-0850

NASHVILLE

DeWALT Factory Service
 746 Fesslers Ln. 37210
 Telephone: 615-242-1633

Reeves Power Tool Repair
 108 Lafayette St. 37210-3435
 Telephone: 615-256-8817

TEXAS

AUSTIN

Austin Tool
 210 Industrial 78745
 Telephone: 512-447-4905

CARROLLTON

FWB Rentals
 1419 Hutton Dr. 75006
 Telephone: 972-245-6017

DALLAS

Big D Tool Center
 2535 Irving Blvd. 75207-5911
 Telephone: 214-631-3731

Southwestern Jack Corp.
 149 Yorktown St. 75208-2135
 Telephone: 214-748-2844

FT. WORTH

FWB Rentals
 920 Foch St. 76107
 Telephone: 817-335-2895

HOUSTON

Hydraulic Equipment Service
 1011 Rothwell St. 77002-1162
 Telephone: 713-228-4073

J & T Tool Supply
 5317 Inker 77007
 Telephone: 713-880-8013

Tool Mart
 2412 Texas Ave. 77003-3196
 Telephone: 713-222-8665

LUBBOCK

Hydraulic Equipment Service
 328 Buddy Holly Ave. 79401-1434
 Telephone: 806-763-7621

SAN ANTONIO

Mueller Hydraulic & Tool Repair
 515 N. Hackberry St. 78202-2222
 Telephone: 210-224-5271

Tool Mart
 10568 Sentinel 78217
 Telephone: 210-655-6116

UTAH

MURRAY

Johnson Hydraulics
 4370 S. 500 West 84123
 Telephone: 801-972-0909

SALT LAKE CITY

Gustin Hydraulics
 151 W. Commonwealth Ave. 84115
 Telephone: 801-487-0624

VERMONT

ESSEX JUNCTION

Burlington Tool Repair
 3 Kellogg Rd. 05452-2801
 Telephone: 802-872-0051

VIRGINIA

ALEXANDRIA

D & S Repair Service
 20 S. Dove St. 22314-4699
 Telephone: 703-683-0009

RICHMOND

Staley Co.
 1000 W. Roberts St. 23220
 Telephone: 804-321-6595

SALEM

Capital Equipment Sales
 1451 Lakeside Circle 24153-4144
 Telephone: 540-387-0473

WASHINGTON

SEATTLE

Universal Repair Shop
 1611 Boylston Ave. 98122-2217
 Telephone: 206-322-2726

SPOKANE

Edge Construction Supply
 1503 E. Riverside 99202
 Telephone: 509-535-9841

WISCONSIN

CAMBRIDGE

C & M Hydraulic Tool Supply
 203 Commerce Ave. 53523-9133
 Telephone: 608-423-3507

GREEN BAY

Bay Verte Machinery Co.
 975 Parkview Rd. 54304-5556
 Telephone: 920-336-7440

NEENAH

Alferi Industrial Sales
 346 Smith St. 54956-2435
 Telephone: 920-722-6483

PEWAUKEE

Jensen Equipment Co.
 N27 W23015 Roundy Dr. 53072
 Telephone: 262-547-5548

PUERTO RICO

RIO PIEDRAS

Isla Supply Corp.
 Carretera 181, KM. 1.8 00929
 Telephone: 787-761-7355

SAN JUAN

Ferreteria Abraham
 Calle 16 So. 1534 Caparra Terr. 00922
 Telephone: 787-782-6033

Canada Authorized Service Centers*

ALBERTA

CALGARY

General Body & Equipment
 3773 19th St. N.E. T2E 6S8
 Telephone: 403-250-2115

EDMONTON

Celtic Industrial Supply
 OK Power Tool
 5736 103A St. T6H 2J5
 Telephone: 780-431-0970

BRITISH COLUMBIA

VANCOUVER

Hymach Industries Ltd.
 90 E 3rd Ave. V5T 1C3
 Telephone: 604-879-5418

MANITOBA

WINNIPEG

Athena Small Equipment Repair
 1125 Empress St. R3E 3H1
 Telephone: 204-786-1900

ONTARIO

HAMILTON

Hydraulic Equipment Sales
 495 Rennie L8H 3P6
 Telephone: 905-545-8211

KITCHENER

The Tool Doctor Ltd.
 30 Manitou Dr. N2C 1L3
 Telephone: 519-748-4780

LONDON

AC Jenkins Electric Repair Ltd.
 1188 Frances St. N5W 2M1
 Telephone: 519-451-4020

MISSISSAUGA

All Trade Equipment
 1145 Westport Cres. L5T 1E8
 Telephone: 416-798-6600

SCARBOROUGH

The Tool Doctor Ltd.
 70 Milner Ave. Unit 2 M1S 3P8
 Telephone: 416-292-2290

THUNDER BAY

Equipment World Inc.
 988 Alloy Dr. P7B 6A5
 Telephone: 807-623-9561

QUEBEC

MONTREAL

Inolec, Inc.
 100 Port-Royal St. East H3L 1H7
 Telephone: 514-384-9021

QUEBEC

Service D'Outillage, Inc.
 2410 Boul Central G1P 3N8
 Telephone: 418-682-0560

SASKATCHEWAN

SASKATOON

Ted's Power Tool Repair Ltd.
 426 44th St. East S7K 0W1
 Telephone: 306-934-6155

Test Instruments Only

ONTARIO

WOODBIDGE

Cal - Lab Instrumentation Co.
 4120 Steeles Ave. West, Unit 5 L4L 4V2
 Telephone: 905-850-8826

QUEBEC

STE-ANNE-DE-BELLEVUE

ITM Instruments, Inc.
 20800 Industriel Boulevard H9X 0A1
 Telephone: 514-457-7280

Alphabetical Product Index

A

Abrasion Shield.....	87
AC Adapters for Battery-Powered Tools.....	217
AC Clamp-on Meter.....	330
AC Open Jaw Clamp Meter.....	310
AC/DC Clamp-on Current Adapter.....	332
Accessories For Hand And Power Threaders.....	392
Accessories, Bending.....	125
Accessories, Cable Tray.....	169
Accessories, Clamp-On.....	332
Accessories, Crimping.....	216
Accessories, Hydraulic.....	385
Accessories, Multimeter.....	321
Accessories, PVC Bending.....	131
Accessories, Testing & Measurement.....	351
Accessories, Threading.....	397
Accessories, Tugger.....	162
ACSR Cable Cutter.....	198
ACSR, Guy Strand & Steel Cutting.....	195
AD-108.....	302
Adapter Cleaning Wands.....	280
AdapToner Kit.....	254
AdapToner Modular Breakout Tone Generator.....	249
Adjustable Cable Stripper.....	223
Adjustable Non-Contact Voltage Detector.....	312
Adjustable Time-Delay Restart Motor Protectors.....	347
Adjustable Wrench with Composite Handle.....	20
Adjustable Wrenches.....	20
Advanced Optical Power Meters.....	293
Advanced Single-Mode Optical Loss Test Set.....	290
AE 22/120.....	227
AE 22/150.....	227
AE 22/185.....	227
AE2-10.....	302
AF2.....	266
AF2.....	340
AF100.....	358
AHP-10.....	302
Alarm Loop Verifier/Tone Generator.....	251
Aluminum Offset Pipe Wrench.....	403
Aluminum Pipe Wrench.....	403
AM-1000.....	357-358
AM-6.....	307, 321
AM-600 Series.....	358
AM-600.....	357
AM-600T.....	357
AMS-00.....	302
AMT-10.....	302
Analog Multimeter.....	321
Anchors And Fasteners.....	102
APC-108.....	302
Arbors with Replacement High-Speed Steel Pilot Drill Bits.....	94
Armored Coiled Cable Dispenser/ Transporter.....	359, 375
ASC-108.....	303
ASM-90.....	303
AT8.....	249, 261, 263
AT8K.....	254
AT8L.....	250
AT8LK.....	255
ATS-108.....	303
AU-250.....	302
Auger Bits.....	80
Automatic Electrical Tester.....	311
Automatic Tube Cutter.....	405
Automatic Wire Stripper.....	9, 224
Averaging Digital Multimeter.....	319

B

Bag, 18" Heavy-Duty Multi-Pocket.....	32
Bag, 20" Electrician's Canvas.....	32
Ball-end Set.....	21
Band Saw Blades.....	101
Band Saws.....	101
Bare Fiber Adapter.....	297
Basic Electrical Kit.....	342
Basket-Type Pulling Grip Sets.....	179
Battery-Powered Knockout Punch Driver Kits Parts List.....	59
BC14.....	381
BC18.....	381
BC24.....	381
BC30.....	381
BC36.....	381
Bead Temperature Probe.....	349
Bench Yoke Vise.....	409
Bending.....	109
Bending Degree Indicator.....	128
Bending Degree Protractor.....	127
Bending Handbook and Slide Rule Bending Calculators.....	128
Bending Selection Guide.....	110
Bending Table.....	125-126
Bi-Fold Cabinet.....	365
Bi-Metal Hole Saw Kits.....	95
Bi-Metal Hole Saws.....	92-93
Bi-Metal.....	39
Bit Extensions.....	81
BLL-200.....	265, 338-339
BNC Coaxial Connectors.....	246
Bolt Cutters.....	379, 381
Bottle Opener.....	19
Breakaway Swivels.....	176
Breaker Finder.....	335
Bubble Level.....	30
Buried Line Locator.....	265, 339
Bushings for Metal Stud Punches.....	77
BX-Armored Coiled Cable Dispenser.....	375

C

C-Frame Punch Drivers, Portable.....	68
C12CCX.....	187, 219
C12CCX11.....	185
C12CCX22.....	185, 201
Cabinet Tip Screwdriver.....	12
Cabinet/Workbench.....	365
Cable Bending Tools.....	222
Cable Cutter.....	25-26, 193, 234
Cable Guide.....	167
Cable Lubricant Quantity Chart.....	172
Cable Preparation Instructions for Set Screw Clamp-Type Pulling Grips.....	177
Cable Puller Floor Mount.....	167
Cable Puller Set-Up.....	153
Cable Pulling.....	149
Cable Pulling Lubricant Selection Guide.....	172
Cable Pulling Lubricants.....	172
Cable Reel Transporter.....	374
Cable Ripper.....	9
Cable Splicer's Knife.....	235
Cable Tray Rollers.....	169
Cable TV Coax Termination and Test Kit.....	261
Cable TV Coax Termination Kit.....	260
CableCaster®.....	141
Cable-Cream® Cable Pulling Lubricant.....	173
Cable-Gel® Cable Pulling Lubricant.....	173
CableScout™ TV220TDR.....	276
CableScout™ TV90.....	275
Cabling Pouch.....	256
Caddy Basket Cable Dispenser.....	376
Cam Track® Benders and Shoe Groups.....	121

Cam Track® Conduit Benders for

EMT, IMC and Rigid.....	120
Canvas Bag.....	32
Canvas Work Apron, 2 Pocket.....	35
Canvas Zipper Bag.....	35
Carbide-Grit Hole Saws.....	93
Carbide-Tipped Hole Cutters.....	89
Casters.....	368
Category 5 Data Termination and Test Kit.....	262
CATV Cable Stripper.....	237
CATV Cable Tone Test Kit.....	255
CATV/UTP Stripper.....	237
Caulking Anchors.....	103
CCCX.....	184, 187, 201
CCCX11.....	185
CCCX22.....	185
CCX Tool Accessories.....	186
CCX.....	184, 218, 220-221
Center Conductor Cutter.....	234
Ceramic Kevlar® Cutter.....	277
Certified Reference Cables.....	306
C-FRAME Punches.....	68
CH1.....	266, 340
CH2.....	266, 340
Chain Pipe Wrench 4".....	403
Chain Tube Cutter.....	406
Chain-Type Pipe Vise.....	388
Chests.....	359-360
Circuit Tracing.....	333
Circuit Verifying.....	342
CJD3.....	202
CJK.....	202
CK06AT.....	201
CK06AT11.....	209
CK06AT22.....	209
CK06FT.....	201
CK06FT11.....	209
CK06FT22.....	209
CK123011.....	205
CK123012.....	201
CK123022.....	205
CK124011.....	205
CK124022.....	205
CK12ID.....	201, 217
CK12ID11.....	211
CK12ID22.....	211
CK22GL.....	201, 217-218, 220-221
CK22GL11.....	203
CK22GL22.....	203
Clamp Meter, 600A AC.....	329
Clamp Meter, 600A AC True RMS.....	329
Clamp Meter, 600A AC/DC.....	328
Clamp Meter, 600A AC/DC True RMS.....	328
Clamp Meter, 1000A AC.....	327
Clamp Meter, 1000A AC True RMS.....	327
Clamp Meter, 1000A AC/DC.....	326
Clamp Meter, 1000A AC/DC True RMS.....	326
Clamp Meter, 2500A Industrial.....	325
Clamp-On Adapter, 3000A.....	332
Clamp-On Current Adapter.....	332
Clamp-On Meter.....	331
Clamp-On Meters.....	322
Classic 77 Series Tone Generators.....	248
Classic Tone and Probe Kit.....	254
Clear Lube™.....	173
Clip-On Twisted Pair Kit.....	239, 260
CLR-1.....	173
CLR-5.....	173
CLR-0.....	173
CLS6011A.....	58-59
CLS6011B.....	58-59
CLS6022A.....	58-59
CLS6022B.....	58-59
CM-1000 Series.....	358

CM-1100.....	358
CM-1200.....	358
CM-1300.....	322, 327, 358
CM-1300-C.....	327
CM-1350.....	322, 327
CM-1350-C.....	327
CM-1500.....	322, 326, 358
CM-1500-C.....	326
CM-1550.....	322, 326
CM-1550-C.....	326
CM-300 Series.....	358
CM-330.....	323, 331
CM-400.....	323, 331, 357, 358
CM-450.....	330
CM-600 Series.....	358
CM-600.....	323, 330
CM-600-C.....	330
CM-700 Series.....	358
CM-800 Series.....	358
CM-800.....	323, 329
CM-800-C.....	329
CM-850.....	323, 329
CM-850-C.....	329
CM-900 Series.....	358
CM-900.....	323, 328
CM-900-C.....	328
CM-950.....	323, 328
CM-950-C.....	328
CMA-40.....	332, 358
CMA-60.....	332, 358
CMAF.....	358
CMAF-3000.....	332
CMAF-3000-C.....	332
CMGRT-100.....	322, 324
CMGRT-100-C.....	324
CMI-100.....	322, 325, 358
CMI-100-C.....	325
CMI-200.....	322, 325, 358
CMI-200-C.....	325
CMP-200.....	322, 324, 358
CMP-200-C.....	324
CMT-60.....	358
CMT-80.....	309, 311, 323, 357, 358
CMT-90.....	309, 311, 323
Coax Connector Insertion Tool.....	238
Coax Stripper.....	236
Coax/Twisted Pair LAN Termination and Test Kit.....	26
Coaxial Cable Tester.....	259
COLLINS E-Z Cutter®.....	398
Combination Drill/Tap Bits.....	78
Combination Ratcheting Wrenches.....	22-23
Combination Tool.....	10
Combination.....	3
Communications And Underground Power Cable Cutting.....	199
Compact Ratchet Cable Cutters.....	192
Compact Threading Machines.....	394
Composite Handle Adjustable Wrench.....	20
Compression Crimping Tool.....	240
Conduit and Pipe Bit Sets.....	82
Conduit and Pipe Storage Rack.....	374
Conduit Pistons.....	145
Conduit Reaming Screwdriver.....	18
Connector Cleaning Systems.....	280
Copper And Aluminum Cutting.....	187
Copper Termination.....	234
CR25.....	168
Crank Action Screwdriver.....	14
Crimping Die Carrying Case.....	216
Crimping Dies for 12-Ton Tools.....	215
Crimping Dies for 4-Ton EK410 Tools.....	213
Crimping Dies for 6-Ton Tools.....	214
Crimping Dies.....	213

Crimping Tool, 15-Ton..... 207
Crimping Tool 8-1 AWG..... 207
Crimping Tool Capacities..... 201
Crimping Tool Load Cell..... 216
Crimping Tool Test Meter..... 217
Crimping/Stripping Combination Tools .. 10-11
CRM-1..... 173
CRM-5..... 173
CRM-Q..... 173
CS14..... 266, 340
CS15..... 266, 340
CS16..... 265, 339
CS19..... 255
CS-2072..... 335
CS-2072K..... 335
CS9..... 255
CSG45GL..... 195
CSG45GL11..... 196
CSG45GL22..... 196
CSG50GL..... 187
CSG50GL11..... 189
CSG50GL22..... 189
CSIO..... 259
CSJ-100..... 310, 358
Cutting/Threading Oil..... 388

D

“D” Punches..... 70
D’VersiBIT® Starter Kit..... 85
D’VersiBIT® System..... 84-85
D’versibits & Accessories..... 84
Data Cable Caddy..... 369
Data Mate® Precision Tracing
Tone Generator..... 251
DBITKIT..... 85
Deburring & Reaming Tools..... 407
Deburring Tools..... 91, 408
Deluxe A-Frame Wire Cart..... 372
Deluxe Carrying Case..... 354-356
Deluxe Electrical Test Lead Kit..... 351
Deluxe Force Gauge..... 163
Deluxe Wire Caddy..... 370
Diagonal Cutting Pliers..... 5
Die Sets for Coaxial Connectors..... 242
Die Sets for Insulated and
Non-Insulated Terminals..... 243
Die Sets for Modular Plugs..... 243
Die Sets for Open Barrel Contacts System 243
Dieless Crimping Tool to
1000 kcmil (MCM)..... 212
Dieless Crimping Tool to
500 kcmil (MCM)..... 211
Dieless Crimping..... 209
Die-Type Crimping..... 202
Digital LAN Tracing Kit..... 255
Digital Light Meter..... 350
Digital Logging Meters..... 315
Digital Multimeters..... 316-317
Digital/Analog Megohmmeter..... 345
Dipped Handle Adjustable Wrench..... 20
DM-100..... 357
DM-110..... 357
DM-20..... 314, 320, 342, 357
DM-200 Series..... 358
DM-200..... 314, 317, 357, 358
DM-200-C..... 317
DM-210..... 314, 317, 357, 358
DM-210-C..... 317
DM-300..... 314, 319
DM-300-C..... 319
DM-310..... 314, 319, 357
DM-310-C..... 319
DM-330..... 314, 318, 357
DM-330-C..... 318
DM-350..... 314, 318, 357

DM-350-C..... 318
DM-40..... 314, 320, 357
DM-50..... 357
DM-500..... 313, 317, 357-358
DM-500-C..... 317
DM-510..... 313, 317, 357-358
DM-510-C..... 317
DM-55..... 357
DM-60..... 314, 320, 357
DM-800..... 264, 313, 316, 357-358
DM-800-C..... 316
DM-810..... 313, 316, 357-358
DM-810-C..... 316
DM-820..... 313, 316, 357-358
DM-820-C..... 316
DM-860..... 313, 315, 357-358
DM-860-C..... 315
DMF-100..... 357
DMF-150..... 357
DMF-200..... 357
DMF-250..... 357
DMF-300..... 357
DMF-350..... 357
DMF-400..... 357
DMF-450..... 357
DMF-500..... 357
DMF-550..... 357
DMF-600..... 357
DMF-650..... 357
DMF-700..... 357
DMF-750..... 357
DML..... 358
DML-430..... 313, 315, 357-358
DML-430-C..... 315
DML-54..... 313, 315, 357-358
DML-54-C..... 315
DMM Boot..... 354
DMSC-2..... 321
DMSC-9..... 321
Double “D” Punches..... 70
Double-Braided Composite Rope for
High Force Cable Pullers..... 171
Drain Cleaning Equipment..... 413
Draw Studs For Knockouts..... 72
Drill/Taps..... 78
Drop Anchors..... 103
DTAP1/4-20..... 78
DTAP3/8-16..... 78
DTAP5/16-18..... 78
DTAP10-24..... 78
DTAP10-32..... 78
DTAP12-24..... 78
DTAP6-32..... 78
DTAP8-32..... 78
DTAPKIT..... 78
DTAPKITM..... 78
DTAPM10C..... 78
DTAPM3C..... 78
DTAPM4C..... 78
DTAPM5C..... 78
DTAPM6C..... 78
DTAPM8C..... 78
Dual NM Cable Ripper..... 9
Dual Wavelength Laser Source..... 300
Dual Wavelength LED Source..... 298

E

E12CCX & C12CCCX Tool Capacities..... 184
E12CCX Battery-Powered
Cable Crimper..... 183
E12CCX..... 187
E12CCX11..... 185
E12CCX12..... 185, 201
E12CCX22..... 185
E-239..... 395-396

EAC120..... 217
EAC230..... 217
Easygrip..... 408
ECCX..... 184, 187, 201
ECCX11..... 185
ECCX12..... 185
ECCX22..... 185
EHS Guy Wire Cutter..... 197
EK06AT..... 201
EK06AT11..... 209
EK06AT12..... 209
EK06AT22..... 209
EK06ATC11..... 209
EK06ATC12..... 209
EK06ATC22..... 209
EK06FT..... 201
EK06FT11..... 209
EK06FT12..... 209
EK06FT22..... 209
EK121D Dieless Crimping Tools..... 183
EK123011..... 204
EK123012..... 201, 204
EK123022..... 201, 204
EK1230C11..... 201, 204
EK1230C12..... 201, 204
EK1230C22..... 204
EK124011..... 204
EK124012..... 201, 204
EK124022..... 204
EK1240C11..... 204
EK1240C12..... 204
EK1240C22..... 204
EK1240K11..... 204
EK1240K12..... 204
EK1240K22..... 204
EK1240K11..... 204
EK1240K12..... 204
EK1240K22..... 204
EK1240C22..... 204
EK12ID..... 201, 217
EK12ID11..... 211
EK12ID12..... 211
EK12ID22..... 211
EK21011..... 241
EK21011..... 225
EK21012..... 241
EK21012..... 225
EK21022..... 241
EK21022..... 225
EK22GL..... 201, 217-218, 220-221
EK22GL11..... 201, 203
EK22GL12..... 201, 203
EK22GL22..... 203
EK410..... 201, 217-218
EK41011..... 202
EK41012..... 202
EK41022..... 202
EK628 Battery Powered
6-Ton Crimping Tool..... 183, 201, 202,
217- 218, 220-221
EK62811..... 202
EK628-D12..... 202
EK628-D22..... 202
EKST Battery Tool Stand..... 216
Electric & Battery-Powered
Knockout Kits..... 57
Electric Conduit Bender for EMT,
IMC, Rigid Steel and Aluminum..... 115
Electric Hydraulic Pump..... 379, 383-384
Electric PVC Heater..... 130
Electrical Bending..... 114
Electrical Testers..... 309-310
Electrician’s Bag, 20”..... 32
Electrician’s Hammer..... 31
Electrician’s Scissors..... 235

Electrician’s Tool Kit..... 37-38
Electrician’s Torpedo Level..... 30
Electronic Connector Panel Punches..... 71
EML100..... 267
EMT Conduit Cutter..... 29
ES25 Battery-Powered ACSR Cutter..... 195
ES25..... 195
ES2511..... 195
ES2522..... 195
ES32..... 187
ES32-11..... 188
ES32-12..... 188
ES32-22..... 188
ES750..... 187
ES750-11..... 188
ES750-22..... 188
ES85-11..... 199
ES85-22..... 199
ESC85..... 187
ESC8511..... 199
ESC8512..... 199
ESC8522..... 199
ESG45ES..... 196
ESG45ESI..... 196
ESG45GL..... 195
ESG45GL11..... 196
ESG45GL12..... 196
ESG45GL22..... 196
ESG50GL..... 187
ESG50GL11..... 189
ESG50GL12..... 189
ESG50GL22..... 189
ESP710-11..... 76
ESP710-12..... 76
ESP710-22..... 76
ETS12 Battery-Powered Bolt Cutter..... 194
ETS12..... 183
ETS1211..... 194
ETS1212..... 194
ETS1222..... 194
ETS811..... 194
ETS812..... 194
ETS822..... 194
Extensions..... 87
Extra-Large Alligator Clips..... 352
E-Z Bore® Bits..... 82

F

555® Accessory Shoe Groups..... 118
555® Classic Electric Conduit
Bender for Conduit and Pipe..... 117
555® Deluxe Electric Conduit
Bender Conduit and Pipe..... 116
Fault Locators and Light Detectors..... 296
FC-PC and MT-RJ Visual Fault Finders..... 296
Feeding Sheaves..... 166
Fiber Optic Buffer Stripper..... 278
Fiber Optic Carbide-Tipped Scribe..... 277
Fiber Optic Consumables Kit..... 280
Fiber Optic Co-Polymer Polishing Puck..... 279
Fiber Optic Cut and Strip Kit..... 282
Fiber Optic Hand Tools Kit..... 281
Fiber Optic Inspection Microscope..... 280
Fiber Optic Instrument Adapters..... 302-303
Fiber Optic Kevlar® Shears..... 277
Fiber Optic Polishing Pad..... 280
Fiber Optic Power Meter..... 284
Fiber Optic Stainless Steel
Polishing Puck..... 279
Fiber Optic Termination Kit..... 281
Fiber Testing Applications..... 305
Fiber-Gel™ Cable Pulling Lubricant..... 174
Fiberglass Fish Tapes..... 136
fiberSAFE™ LAN Adapter Kit..... 304

USA Tel: 800.435.0786
Fax: 800.451.2632

Canada Tel: 800.435.0786
Fax: 800.524.2853

International Tel: +1.815.397.7070
Fax: +1.815.397.9247

fiberSAFE™ USA/Canada		Gator® Plus Terminal Crimping Tool... 225, 241	High Intensity InGaAs Optical	K05-1GL..... 208
Telecom Adapter Kit 304		Gator® Pro ECCX Battery-Powered Tools .. 185	Power Meter 295	K05-1SPGL..... 201, 208
fiberSAFE™ Worldwide		Ge MT-RJ Optical Power Meter..... 294	High Leverage Side-Cutting Pliers..... 4	K09-2GL..... 208
Telecom Adapter Kit 304		GEL-1 173	High Performance Communications	K09-2SPGL..... 201, 208
fiberTOOLS™ Carrying Cases 301		GEL-5 173	Cable Cutter 200	K09-3GL..... 201, 208
fiberTOOLS™ MT-RJ Optical Loss		GEL-Q 173	High Performance Ratchet ACSR	K111 201, 207
Test Sets 292		GFCl and Circuit Tester 343	Cable Cutter..... 227-230	K11GL 227-230
fiberTOOLS™ Multimode Optical Loss		Glo Stix® 139	High Performance Ratchet Cable Cutters .. 191	K2-1BGL..... 225
Test Sets 292		Gloves 35	High-Strength Kevlar®	K22S1GL..... 202, 214
fiberTOOLS™ Single-Mode Optical Loss		Grabber with Alligator Tip..... 352	Measuring/Pulling Tapes..... 147	K28GL 227-229, 231
Test Sets 291		Grabber with Hook Tip 352	High-Strength Polyester	K29GL 227-229, 231
FIBR-1 174		Greenlee Authorized Service Centers 415	Measuring/Pulling Tapes 147	K30GL 227-229, 231
FIBR-5 174		Greenlee Crimping Tool Capacities..... 201	High-Pressure Hydraulic Hand Pump 382	K32GL 227-229, 230
FIBR-Q 174		Greenlee Green Spray Touch-up Paint..... 386	High-Speed Installation Tool..... 107	K34GL 227-228, 230
Field Office 366		Grips..... 177	HK06AT 201, 210	K36GL 227-230
Filter Probe 253		Ground Resistance Tester 324	HK06FT 201, 210	K425BG..... 201, 208, 218
Fish Line..... 146		GS1 267, 341	HK1230 201, 205	K425K58 208
Fish Poles 140		GT-10 342	HK1230C 205	K425KO 208
Fish Stix® 138		GT-10GFI 342	HK1240 201, 205	K4250 201, 208, 218
Fishing..... 133		GT-11 309, 312, 342	HK1240C 205	KA12-1 215
Flat Telephone Cable Cutter/Stripper..... 236		GT-15 309, 312	HK520 195-196	KA12-1/0..... 215, 220
Flat-Steel Fish Tape 135		GT-16 Non-Contact	HKL1230 201	KA12-2 215, 220
Flat-Top Boxes..... 359, 362		Low Voltage Detector 307, 309, 312	HKL1232 206	KA12-2/0..... 215, 220
Flex Splitter® BX and Flexible		GT-220 309	Hole Saws 92	KA12-250 215, 220
Conduit Cutter..... 29, 99		GT-540 309-310	Holemaking 39	KA12-3/0..... 215, 220
Flexible Conduit Cutters..... 99		GT-65 Voltage Tester..... 309	Holemaking Selection Guide 40	KA12-300 215, 220
Flexible Mandrel..... 175		GT-95 Voltage Tester..... 309	Hook Sheaves..... 164	KA12-350 215, 220
Flex-O-Twist® Flexible Steel Fish Tapes ... 135		Guy Wire Cutter Dies..... 198	Hook-Type Sheaves..... 164	KA12-4 215, 220
Flex-O-Twist® Flexible Fish Tape Leader ... 137			HS1 267, 341	KA12-4/0..... 215, 220
Flip-Top® Benders and Shoe Groups 119		H	Hydraulic ACSR Cable Cutter..... 196	KA12-400 215, 220
Flip-Top® Benders for EMT,		H88953 412	Hydraulic Bending..... 118	KA12-500 215, 220
IMC and Rigid..... 118		Hack Saw, 12" Heavy Duty 27, 100	Hydraulic Cable Bender 222	KA12-6 215, 220
Folding Ball-end Hex Key Set, 9 Piece 21		Haines Cable Tray Rollers 170	Hydraulic Cable Cutters 190	KA12-600 215, 220
Folding Hand Caddy 369		Handheld Singlemode OTDR 288-289	Hydraulic Communications and	KA12-750 215, 220
Folding Hex Key Set, 9 Piece 21		Hand Benders..... 111	Underground Power Cable	KA12-8 215, 220
Foot Switch for Cable Pullers..... 163		Hand Caddy 369	Cutter Head..... 199	KA22 218
FOTP-171A..... 306		Hand Crank Wire Puller..... 161	Hydraulic Foot Pump..... 383	KA22-1 214, 220
FP12 140		Hand Saws 100	Hydraulic Hand Pump 379, 382	KA22-1/0 214, 220
FP18 140		Hand Threaders 391	Hydraulic Hose Selection Guide 385	KA22-2 214, 220
FP24 140		Hand Tools 3	Hydraulic Hose Units..... 379, 385	KA22-2/0 214, 220
FP3 140		Hand Truck / Wire Cart..... 372-373	Hydraulic Knockout Kits 60	KA22-250 214, 220
Freeze-Pak Instant Pipe Freezing Kit..... 410		Hand-Operated Hydraulic Pump..... 383	Hydraulic Oil 386	KA22-3/0 214, 220
F-Style Coaxial Connectors System..... 245		HDBC24 380	Hydraulic Pumps 382	KA22-350 214, 220
F-Style Connectors 245		HDBC30 380	Hydraulic Pumps & Miscellaneous 379	KA22-4 214, 220
		HDBC36 380		KA22-4/0 214, 220
		HDBC42 380	I	KA22-6 214, 220
G		HDFBC18 380	IC1..... 265, 339	KA22-8 214, 220
Gas Lamp Tester..... 350		HDFBC24 380	Immersion Temperature Probe 349	KA4 218
Gator® ES32 Battery-Powered		HDFBC30 380	Indentor Crimping Tool 212	KA4-1 213
Cable Cutter 188		HDFBC36 380	Inductive Amplifiers 252	KA4-1/0..... 213
Gator® ES750 Battery-Powered		HE.9055 76	Industrial 500 315	KA4-2 213
Cable Cutter 188		Heavy Duty Chain Pipe Wrench 404	Industrial Clamp Meter 325	KA4-2/0..... 213
Gator® ES85 Battery-Powered		Heavy Duty End Pipe Wrench..... 403	Industrial Test Lead Kit 351	KA4-4 213
Communications Cable Cutter 199		Heavy Duty Pipe Wrench..... 402	InGaAs Optical Power Meter 294	KA4-4/0..... 213
Gator® ESC85 Battery-Powered		Heavy-Duty 4 Pocket Leather Pouch..... 34	Inspector GFCl and Circuit Tester 343	KA4-6 213
Cable Cutter 199		Heavy-Duty 5 Pocket Leather Pouch..... 33	Installation Tools 408	KA4-8 213
Gator® ETS8 Cable Tray Cutter..... 194		Heavy-Duty 8 Pocket Leather Pouch..... 33	Insulated Nut Driver Set, 7 Piece 25	KA4AL 213
Gator® Plus 12-Ton Battery-Powered		Heavy-Duty Band Saw 101	Insulated Nut Driver 25	KC12 218
Crimping Tools 204		Heavy-Duty Bolt Cutters with	Insulated Screwdriver Set, 6 Piece..... 24	KC12-1 215, 219
Crimping Tools 205		Fiberglass Handles 380	Insulated Screwdrivers 24	KC12-1/0 215, 219
Gator® Plus 4-Ton Battery-Powered		Heavy-Duty Bolt Cutters..... 380	Insulated Test Leads 353	KC12-2 215, 219
Crimping Tool 202		Heavy-Duty Cabinet Tip Screwdriver..... 12	Insulated Twin Wire Ferrules 229	KC12-2/0..... 215, 219
Gator® Plus 6-Ton Battery-Powered		Heavy-Duty Cable Cutters..... 193	Insulation Testing..... 344	KC12-250 215, 219
and Corded Crimping Tools..... 203		Heavy-Duty Crank Action Screwdriver..... 3	IPM-300 357	KC12-3/0..... 215, 219
Gator® Plus Battery-Powered		Heavy-Duty Hack Saw, 12" 27	IPM-400 357	KC12-300 219
and Corded ACSR & Guy Wire Cutters .. 196		Heavy-Duty Keystone Tip Screwdriver 12	Irrigation Tool Kit..... 38	KC12-350 215, 219
Gator® Plus Battery-Powered		Heavy-Duty Leather Tool Belt..... 34		KC12-4 215, 219
and Corded Cable Cutters 189		Heavy-Duty Manual Communications		KC12-4/0..... 215, 219
Gator® Plus Battery-Powered and		Cable Cutter 200		KC12-400..... 215, 219
Corded Quad-Point Dieless		Heavy-Duty Nut Drivers 16		KC12-500 215, 219
Crimping Tools 209, 211		Heavy-Duty Phillips Tip Screwdriver..... 13-14		KC12-6 215, 219
Gator® Plus Battery-Powered		Heavy-Duty Ratchet Cable Cutters..... 190		KC12-600..... 215, 219
Knockout Punch Driver Kits..... 57		Hex Key Set 21		KC12-750..... 215, 219
Gator® Plus Corded		Hickeys with Welded Handles 110-111		KC12-8 215, 219
Knockout Punch Driver Kits..... 58		High Dexterity Gloves..... 35		

KC22.....	218	K-Series Crimping Tool 3/0-400.....	208	Manual Stud Punch.....	77	Omni Marker™.....	268
KC22-1.....	214, 218	K-Series Crimping Tool 8-1/0 AWG.....	208	Manual-Crank Megohmmeter.....	345	Optical Loss Test Set.....	283-284, 290
KC22-1/0.....	214, 218	K-Series Crimping Tool 8-4/0 AWG.....	208	Marker-Mate®.....	267	Optical Power Meters.....	293
KC22-2.....	214, 218	Kwik Cycle®.....	278	Masonry Bits.....	106	P	
KC22-2/0.....	214, 218	Kwik Cycle® 8" Crimp Tool for		Masonry Screw Anchors.....	104	P00551C.....	396
KC22-250.....	214, 218	Fiber Optic Connectors.....	278	Master Electrician's Tool Kit.....	36	P20023.....	411
KC22-3/0.....	214, 218	Kwik Cycle® 9.....	225-226	MCTAP Waveform Analysis Software		P70045C.....	406
KC22-300.....	214, 218	Kwik Cycle® 9" Crimp Frame.....	241	for TV220.....	276	P70060C.....	406
KC22-350.....	214, 218	Kwik Cycle® 9" Crimp Tool for		MCTAP.....	276	P70159C.....	403
KC22-4.....	214, 218	Fiber Optic Connectors.....	279	Measuring Tapes.....	147	P70160C.....	403
KC22-4/0.....	214, 218	Kwik Cycle® 9" Interchangeable		Mechanical Benders for EMT, IMC,		P70161C.....	403
KC22-400.....	214, 218	Die Sets.....	242-243	Rigid and Aluminum Conduit.....	113	P70162C.....	403
KC22-500.....	214, 218	Kwik Cycle® Cable Tie Guns.....	268	Mechanical Benders for IMC and		P70849C.....	392
KC22-6.....	214, 218	Kwik Cycle® Crimping Tool.....	225	Rigid Conduit.....	112	P70850C.....	392
KC22-600.....	218	Kwik Stepper® Step Bits.....	79	Mechanical Bending.....	111	P70905C.....	391
KC22-600B.....	214	Kwik Stripper®.....	236-237	Medium Alligator Clips.....	352	P70912C.....	392
KC22-8.....	214, 218	Kwik Stripper® Heavy-Duty		Megohmmeter, 5kV.....	344	P70913C.....	392
KC4.....	218	Wire Stripper.....	223	Mesh Cabinet.....	364	P70914C.....	392
KC4CU.....	213	Kwik Stripper® Wire Stripper.....	9, 224	Metal Stud Punches.....	77	P70915C.....	392
KD06AL.....	202	L		Meter, 600A AC True RMS Clamp.....	329	P71259C.....	392
KD06AL.....	214	L107 Electrician's Torpedo Level.....	30, 126	Mighty Mouser® Blow Gun Kit.....	144	Padded Tool Belt.....	34
KD12.....	218	L77 Mini Magnetic Bubble Level.....	30, 127	Mini Magnetic Bubble Level.....	30	PairMapper® Wiremap Kit.....	258
KD12-10.....	215, 221	L97 Mini-Magnet Laser Level.....	30, 109, 126	MINI MAX.....	404	PANTHER® 300 1/8" to 4"	
KD12-11.....	215, 221	Lamp Tester.....	350	Mini Pocket-Light Flashlight.....	31, 141	Threading Machine.....	396
KD12-12.....	215, 221	LAN Toner Kit.....	255	MINI-COLLINS®/Pneumatic		Parts/Fittings Cabinet.....	364
KD12-14.....	215	LAN Toner.....	250	MINI-COLLINS® Power Drive.....	393	PDMM-10.....	357
KD12-15.....	215, 221	Laser Level.....	30	MINICUT 2000.....	404	PDMM-20.....	314, 321
KD12-16.....	215	Laser Sources.....	285, 300	Mini-Magnet Laser Level.....	30	PE 900 Series Telephone Test Sets.....	269
KD12-17.....	215	LE 300.....	106	MK20939.....	211	PE2003.....	266, 338, 340
KD12-18.....	215	LE 310.....	106	MKESP710GL.....	76	PE620.....	251
KD12-19.....	215	LE 320.....	106	MKLS60.....	57, 59	PE7780.....	251
KD12-20.....	215	LE 405.....	106	MKNLS60.....	58	PE810.....	269
KD12-21.....	215	LE 415.....	106	MM 50/125.....	292	PE830.....	270
KD12-30.....	215, 221	LE 425.....	106	Mobile Workbench.....	367	PE901.....	269
KD12-31.....	215	LE 435.....	106	Models.....	145	PE902.....	269
KD12-32.....	215	LE 445.....	106	Modular Plugs.....	244	PE909.....	269-270
KD12-33.....	215	LE 455.....	106	Motor Rotation & Phase Sequence.....	345	PE930.....	263-264, 269
KD12-35.....	215, 221	Leather Pouch.....	33-34	Motor Rotation and Phase Sequence		PE945.....	269
KD12-36.....	215	Leather Tool Belt.....	34	Indicator Kit.....	346	PE961.....	269
KD12-37.....	215	LED Sources.....	285, 298	Motor Rotation Indicator.....	346	Performance Ratchet Cable Cutters.....	192
KD12-38.....	215	LED Source, 850/1300nm.....	285	MT-RJ Dual Channel LED Sources.....	299	Phase Sequence Indicator.....	346
KD12-39.....	215	Light Base Sheave.....	168	Multi-Cable Cutter.....	25	Phillips Tip Screwdriver.....	13-14
KD12-40.....	215	Light-Duty Basket-Type Pulling Grips.....	180	Multi-Filter Tone Probe.....	253	Pipe And Drain Inspection Systems.....	412
KD12AL.....	215	Li'l Fisher® 390 Power Fishing System.....	143	Multimeters.....	313	Pipe Cart.....	374
KD12CU.....	215	Line Packages.....	146	Multimeter, 000-Count Digital.....	315	Pipe Freezing.....	410
KD4-10.....	213	Line Splitter, 93-30.....	332	Multimode and Singlemode Fiber Optic		Pipeslice.....	405
KD4-840.....	213	Little Kicker® Offset Bender.....	112	Test Set.....	287	Placement Tool.....	87
KD6.....	218	Load Coil Detector.....	273	Multimode Fiber Optic Test Set.....	286	Plastic Conical Anchors.....	104
KD6-10.....	214, 221	Locators.....	338	Multiple Strength Basket-Type Pulling		Pliers & Pipe Wrenches.....	402
KD6-11.....	214, 221	Long Nose Pliers/Side Cutting.....	6	Grips with Rotating Forged Eye.....	181	Pliers.....	4
KD6-12.....	214, 221	LP 100.....	107	Multi-Pocket Bag.....	32	Plug-in Motor Protector.....	347
KD6-13.....	214	LP 200.....	107	Multi-Purpose Installation Tool.....	107	Plumber Stud Punch.....	76
KD6-14.....	214	LS6011A.....	57, 59	Multi-Tool, 6 In 1.....	14	PM-400K.....	258, 263
KD6-15.....	214, 221	LS6011B.....	57, 59	N		Pocket Cable Stripper.....	223, 238, 277-278
KD6-16.....	214	LS6012A.....	57, 59	Nail Eater II® Impact Bits.....	80	POCKET-LIGHT Flashlight.....	31, 141
KD6-17.....	214	LS6012B.....	57, 59	Nail Eater II® Wood Boring Bits.....	39, 80	Polarity Cubes.....	342
KD6-18.....	214	LS6022A.....	57, 59	NC-100.....	258	Poly Line.....	146, 236
KD6-19.....	214	LS6022B.....	57, 59	NC-500.....	257	Polyester Measuring Tape	
KD6-20.....	214	LT-100.....	350, 358	NC-510.....	257	and Dispenser.....	147
KD6-21.....	214	Lube Spreader Swab.....	174	NETcat® Micro NC-100.....	233, 258	Polypro General Purpose Rope.....	387
KD6-22.....	214	M		NETcat® Pro NC-500.....	233, 257	PON Optical Loss Test Set.....	282
KD6-24.....	214	MA120.....	217	Nipple Chucks.....	397	Portable Blower Power Fishing System.....	144
KD6-25.....	214	MA12ID.....	217	NM Cable Ripper.....	9	Portable Power Threaders.....	391
KD6-27.....	195, 198, 214	MA2.....	217	Non-Contact Low Voltage Detector.....	312	Pouches and Belts.....	32
Key Punches.....	69	MA4.....	217	Non-Contact Phase Sequence Indicator... 345		Power Benders.....	390
Keyhole Saw.....	26, 100	MA50.....	217	Non-Contact Voltage Detector.....	312	Power Clamp, 2000A.....	324
Keystone Tip Screwdriver.....	12	Manhole Sheaves for UT2®.....	166	Non-Insulated Wire Ferrules.....	227	Power Drives.....	393
KK35SGL.....	241	Manual Crimping Tool.....	208	Nut Driver Set, 7 Piece.....	15	Power Finder® Circuit Seeker	
Knockout Parts Cabinets.....	67	Manual Hydraulic Crimping Tool,		Nut Drivers.....	15-16, 25	Microprocessor-Based Circuit Tracer... 334	
Knockout Punch and Driver		12-Ton.....	205-206	Nylon Cable Protector.....	167	Power Finder® Closed Circuit Tracer.....	335
Selection Guide.....	41	Manual Hydraulic Quad-Point		Nylon Fish Tapes.....	137	Power Finder® Open Circuit Tracer.....	334
Knockout Punch Parts Assortment		Dieless Crimping Tools.....	210-211	O		POWER Fire Brazing Torch.....	412
Cabinets.....	67	Manual Ranging Multimeter.....	320	Oiltight Punches with Notches.....	69	Power-Return Tape Measures.....	29
KP1022.....	11					Precision Die Heads And Dies.....	392

TA	353	TSG-3	309-311, 315-320, 353	Uni Marker™	268	XFC-59-100.....	245
TAPCON® Masonry Fasteners and Drill Bits	106	TTL-3	353	Universal Internal/External Deburring Tools	407	XFC-59-50.....	245
Tape Measures	29	Tube Cutter 30.....	405	UPD6	186	XFC-6-10.....	245
T-Basket-Type Pulling Grips.....	180	Tube Cutter 50.....	405	UT2	152, 160	XFC-6-100.....	245
T-Bug® Digital Signal Identifier	274	Tube Cutters	404	UT5-22	154	XFC-6-50	245
TC 311		Tugger® 640	149, 167	UT8-22	154	XFC-6Q-100	245
TC-10.....	311, 350, 354	Tugger® and Super Tugger®.....	166	Utility Cabinets.....	363	XFC-6Q-50	245
TC-15	355	Tugger® Cable Puller.....	159	Utility Dieless Crimping Tool.....	212		
TC1S KIT	217	TurTEL Modular Adapters/Polarity Tester ..	270	Utility Knife	26		
TC-20.....	315-317, 346, 355	TV220	276				
TC-28	356	TV90.....	275	V			
TC-30.....	355	Twisted Pair Stripper.....	237	Vacuum/Blower Power Fishing System	142		
TC-5.....	309, 311, 354	Two-Hand Ratchet Cable Cutter	191	Vises and Stands	409		
TC-50.....	356			Visual Fault Finder	286, 297		
TC-55.....	356	U		V-Notch Wire Stripper/Cutter.....	8		
TDTLK	351	UA12P	186	Voice • Data • Video	233		
Telecom Field Technician Kit.....	264	UA12T	186	Voice and Category 5 Data Termination Kit.....	240, 262		
Telecom Technician Kit	263	UA22	186	VS1 Series Splitters	247		
Tele-Mate® Communication Test Set.....	269	UAK	186	VS1-2.....	247		
Tele-Mate® Pro Telephone Test Set.....	270	UAW	186	VS1-3.....	247		
Telephone Ratchet Crimper.....	240	UC26	186	VS1-4	247		
TelScout® TS100.....	274	UC40	186				
TelScout® TS90.....	275	UCACSR.....	186	W			
Temperature	348	UCD3215.....	186	Water Pump Pliers	402		
Terminal Crimping Tool	241	UCD3515	186	Welder's Boxes	367		
Test Lead Kit.....	351	UCD3575	186	WGEL-1	174		
Testing & Measurement.....	307	UCF	186	WGEL-5	174		
TF130.....	217	UCI	302-304	WGEL-Q.....	174		
TF70.....	217	UCM10	186	Winter-Gel™ Cable Pulling Lubricant	174		
TG-600 Infrared Thermometer.....	348	UCM5	186	Wire And Cable Handling	369		
TGA-2	352	UCM6	186	Wire And Cable Identification.....	248		
TGH-2	352	UCM8	186	Wire And Cable Pulling Grips.....	87		
Thermocouple Adapter.....	353	UCUNC12.....	186	Wire And Cable Stripping Tools	223		
THH-100 Infrared Thermometer.....	348	UCUNC14.....	186	Wire And Cable Termination.....	183		
THM5BAT.....	275	UCUNC38.....	186	Wire And Valve Locator	267, 341		
Threaded Rod Cutter.....	381	UG5 Ultra Glider™ Cable Pulling Lubricating System	149, 151	Wire And Valve.....	233		
Three-Phase Motor Protector.....	347	UG511	151	Wire Caddy, 6-Reel	371		
TIA-568B	306	UG511S	151	Wire Caddy, 6-Spindle	370		
TITLK.....	351	UG511ST	151	Wire Caddy, 10-Reel.....	371		
TK-30	342	UG511T	151	Wire Cart.....	373		
TK-30IR	342	UG512	151	Wire Cart, 500'	371		
TL-400	331	UG512S	151	Wire Crimping Tools.....	225		
TLA-3	352	UG512ST	151	Wire Dispenser	372		
TLK-1	311, 324-330, 351	UG512T	151	Wire Duct Brush	175		
TMA-3	352	UGSA150.....	151	Wire Ferrule Crimping Tool 1/0 - 3/0 AWG.....	231		
Toggle Bolts and Spring Wings.....	105	UGSA200	151	Wire Ferrule Crimping Tool 10 - 6 AWG	230		
Tone and Probe Carrying Case.....	256	UGSA250	151	Wire Ferrule Crimping Tool 20 - 13 AWG	230		
Tone Generators	248-249	UGSA300	151	Wire Ferrule Crimping Tool 25 - 10 AWG	231		
Tone Test Set	250	UGSA350	151	Wire Ferrule Crimping Tool 26 - 10 AWG	230		
Tool bags.....	32	UGSA400	151	Wire Ferrule Crimping Tool 26 - 13 AWG	230		
Tool Belt	34	UGSA500	151	Wire Ferrule Crimping Tool 7 - 1/0 AWG	231		
Tool Caddy.....	33	UGSA600	151	Wire Ferrule Crimping Tools.....	230		
Tool Carrier.....	32	UGSAK	151	Wire Ferrules	227		
Tool Carrier, 11" Open Cordura®	32	UGTA075	151	Wire Finder/Mini Locator.....	266, 340		
Tool Kits.....	36	UGTA100	151	Wire Reacher, 3'	140		
Top Screw Cam Lock Vise.....	409	UGTA125	151	Wire Reel Support Frame.....	370		
Torch Reflector	411	UGTA150	151	Wire Strippers.....	8-9		
Torpedo Level	30	UGTA200	151	Wire Stripper/Cutters	8, 235		
Touchless AC Voltage Indicator	311	UGTA250	151	Wiremap Tester.....	259		
TPB	349	UGTA300	151	Wrenches	20		
TPBL	354	UGTA350	151	Wrench Set, 7 Piece Combination Ratcheting	22-23		
TPBS	354	UGTA400	151				
TPI-1	349	UGTAK	151	X			
TPSFC.....	349	Ultra Cable Feeder™	150	XFC Series Weatherproof Compression F-Style Connectors.....	245		
Tracker II	265, 339	Ultra Cutters	90	XFC-59-10.....	245		
Tray-Type Sheaves	149, 169	Ultra Feeder.....	150				
Triple Sheave Cable Guide	165	Ultra Tugger® 2 Cable Puller	160				
Tri-Stand with 6" Chain Vise	409	Ultra Tugger® 5 Cable Puller	157				
TRMS Digital Multimeter.....	318-319	Ultra Tugger® 8 Cable Puller	149, 156				
True RMS Clamp Meter.....	330	Ultra Tugger® Screw-On Couplings	162				
True RMS.....	307	Ultra Tugger® Speed Booster	162				
TS100-01	274	Ultra Tugger® Tuggers	152				
TS90.....	275	Ultra Tugger® 640/6001 Adapter Package.....	161				

Numerical Index by Catalog/UPC Number

00001.....	397	00838.....	164	0151-09SD.....	4	01630.....	85	02443.....	53
00002.....	397	00843.....	164	0151-09SM.....	4	0163-0001-1.....	268	02445.....	53
00003.....	397	00844.....	164	01523.....	205	01631.....	202, 214	0251-05D.....	5
00028R.....	396	00845.....	164	0153-01C.....	11	0164-0001-1.....	268	0251-05M.....	5
00031R.....	396	00846.....	164	0153-02C.....	11	01643.....	90	0251-06D.....	5
00032.....	398	00850.....	164	0153-11C.....	12	01648.....	114	0251-06M.....	5
00033.....	398	00854.....	164	0153-12C.....	12	0165-0001-1.....	268	0251-07D.....	5
00034R.....	398	00855.....	164	0153-13C.....	12	01664.....	137	0251-07M.....	5
00035R.....	398	00856.....	164	0153-13C-CP.....	12	01675.....	217	0251-08AD.....	5
00036R.....	398	00863.....	154-155, 161	0153-14C.....	12	01680.....	217	0251-08AM.....	5
00037.....	398	00864.....	154-155	0153-15C.....	12	0168-0001-1.....	268	0251-08D.....	5
00042.....	45-47, 49-50, 53-56, 67, 72	00865.....	154	0153-16C.....	12	01686.....	58-59	0251-08M.....	5
00042P.....	46	00867.....	156-157	0153-21C.....	12	01696.....	135	0251-08M-CP.....	5
00069.....	398	00868.....	163	0153-22C.....	12	01700.....	110, 114	0252-11.....	9
00071.....	398	00870.....	154	0153-23C.....	12	0170-0001-1.....	268	0253-01C.....	15
00074.....	393	00871.....	154	0153-24C.....	12	0171-0001-1.....	268	0253-02C.....	15
00076.....	409	00872.....	164	0153-25C.....	12	01711.....	114	0253-11C.....	16
00077.....	393	00873.....	164	0153-26C.....	12	0172-0001-1.....	268	0253-12C.....	16
00078.....	393	00874.....	164	0153-27C.....	12	0173-0001-1.....	268	0253-13C.....	16
00079.....	398	00877.....	162	0153-28C.....	13	0174-0001-1.....	268	0253-14C.....	16
00088.....	397	00936.....	118	0153-31C.....	13-14, 17	0175-0001-1.....	268	0253-15C.....	16
00089.....	397	00946.....	118	0153-32C.....	13	0178-0001-1.....	268	0253-16C.....	16
00097.....	396	00949.....	195, 198	0153-33C.....	13-14, 17	01876.....	191	0253-17C.....	16
00101.....	398	00967.....	156-157, 162	0153-34C.....	13-14, 17	01878.....	191	0253-33C.....	16
00104.....	396	00985.....	156	0153-35C.....	13-14	01879.....	93	0253-34C.....	16
00105.....	396	00986.....	156	0153-36C.....	13	01886.....	368	0253-35C.....	16
00106.....	396	00987.....	156	0153-42C.....	14	01894.....	396	0253-36C.....	16
00107.....	396	00993.....	156	0153-42-CP.....	14	01922R.....	395, 397	0253-37C.....	16
00110.....	393	01082.....	216	0153-51C.....	14	01975.....	241	0253-38.....	16
00111.....	393	01202.....	369	0153-52C.....	14	01980.....	46	0253-39.....	16
00113.....	27, 100	01205.....	372	0153-53C.....	14	01981.....	46	0253-41C.....	16
00114.....	27, 100	01207.....	372	0153-54C.....	14	01982.....	46	0253-42C.....	16
00115.....	27, 100	01214.....	372	0154-06.....	20	01983.....	46	0253-43C.....	16
00116.....	27, 100	012154500.....	275	0154-06D.....	20	01984.....	46	0254-11.....	21
00116R.....	393	01218.....	371	0154-08.....	20	01985.....	46	0254-12.....	21
00117.....	393	01220.....	371	0154-08C.....	20	01987.....	45-46	0254-31.....	21
00118.....	393	01221.....	371	0154-08D.....	20	01988.....	45-46	0257-011.....	25
00119.....	393	01222.....	371	0154-10.....	20	01992.....	45-46	0257-111.....	25
00170.....	134	01225.....	371	0154-10C.....	20	01993.....	45-46	0257-121.....	25
00171.....	134	01228.....	369	0154-10D.....	20	01994.....	45-46	0257-131.....	25
00172.....	134	01232.....	376	0154-12.....	20	01995.....	45-46	0257-141.....	25
00288.....	29, 99	01253.....	376	0154-12C.....	20	01996.....	45-46	0257-151.....	25
00301.....	196	01259.....	376	0154-12D.....	20	01997.....	45-46	0257-161.....	25
00336.....	196	01264.....	372, 376	0155-16A.....	29	02010.....	160	0257-171.....	25
00355.....	28, 131	01265.....	376	0155-25A.....	29	02010.....	186	0258-11.....	33
00520.....	334	01274.....	197	0155-7MA.....	29	02019.....	241	0258-13.....	33
00521.....	334	01340.....	217	0156-11.....	31	02019.....	188, 194, 202, 225	0258-14.....	34
00522.....	334	0134-0500.....	274	0156-12.....	31	02021.....	213	0258-16.....	35
00523.....	334	01368.....	203	01562.....	185	02022.....	213	0259-11.....	38
00524.....	334	01369.....	203	0157-011.....	24	02024.....	225, 241	02624.....	208
00533.....	398	01370.....	205	0157-111.....	24	02025.....	225, 241	02625.....	208
00534.....	398	01372.....	205	0157-121.....	24	02026.....	225, 241	02628.....	208
00535.....	398	01373.....	205	0157-131.....	24	02033.....	202	02629.....	208
00536.....	398	01374.....	205	0157-141.....	24	02034.....	202	02630.....	208
00548A.....	395-396	01377.....	209	0157-171.....	24	02035.....	202	02632.....	225
00550.....	396	01378.....	209	0157-181.....	24	02037.....	213	02633.....	230
00551.....	396	01380.....	209	0158-11.....	32	02040.....	174	02634.....	231
00561.....	396	01381.....	209	0158-12.....	32	02041.....	174	02635.....	231
00571.....	118	01382.....	196	0158-13.....	32	02045.....	174	02636.....	231
00573.....	118	01383.....	196	0158-14.....	35	02064.....	208	02637.....	230
00781.....	154-155, 161, 163	01384.....	189	0158-15.....	33	02065.....	208	02638.....	230
00782.....	154-155, 163	01385.....	189	0159-11.....	36	02070.....	376	02639.....	230
00783.....	155-157, 161, 163	01394.....	185	0159-12.....	36-37	02071.....	376	02667.....	102
00784.....	154-155, 163	01395.....	185	0159-13.....	37-38	02086.....	217	02669.....	102
00791.....	154-155	01496.....	58	0159-14.....	38	02155.....	11	02670.....	368
00799.....	154-155, 162	01497.....	58	0159-23.....	37	02178.....	241	02671.....	102
00804.....	154-155, 163	01498.....	58	0159-24.....	38	02180.....	241	02694.....	208
00811.....	154-155, 163	01499.....	58	01598.....	189, 196, 209	02182.....	374	02706.....	81
00815.....	154-157, 161, 163	0151-08D.....	4	0160-0001-1.....	268	02268.....	140	02707.....	81
00820.....	154-155, 163	0151-08M.....	4	0161-0001-1.....	268	02350.....	398	02708.....	81
00827.....	161, 163	0151-09D.....	4	01618.....	203	02408.....	53	02741.....	199
00835.....	154-155, 161	0151-09M.....	4	01620.....	186	02409.....	53	02742.....	199
		0151-09M-CP.....	4	0162-0001-1.....	268	02433.....	53	02743.....	199

02744.....	200	03090.....	214	03554.....	189	04238.....	53	04601.....	42
02745.....	200	03091.....	214	03555.....	189	04240.....	53	04602.....	42
02800.....	91-94	03092.....	214	03556.....	189	04242.....	53	04603.....	42
02801.....	91-94	03094.....	214	03557.....	57, 59	04245.....	53	04605.....	42
02802.....	91	03106.....	114	03558.....	57, 59	04246.....	53	04607.....	42
02803.....	91	03137.....	199	03559.....	57, 59	04247.....	53	04608.....	42
02804.....	91	03170.....	62-67	03561.....	162	04248.....	53	04609.....	42
02805.....	91	03196.....	156	03581.....	88	04249.....	53	04611.....	42
02815.....	54, 65	03198.....	156	0358-11L.....	35	04250.....	53	04613.....	42
02826.....	197	03242.....	202	0358-11L-CP.....	35	04251.....	53	04614.....	42
02846.....	154	03248.....	44, 59, 61, 63-67	0358-11M.....	35	04252.....	53	04638.....	70, 71
02912.....	208	03249.....	44, 63-67	0358-11XL.....	35	04253.....	28, 131	04652.....	53-54, 63-64, 66
02913.....	208	03283.....	227-229	03582.....	30, 126	04256.....	53	04653.....	53, 63-64, 66
02954.....	229	03284.....	227	03583.....	30, 126	04257.....	53	04654.....	53-54, 63-64, 66
02955.....	229	03294.....	62-67	03599.....	89	04258.....	53	04655.....	53-54, 63-64, 66
02956.....	229	03396.....	122	03607.....	79	04259.....	53	04661.....	57, 59
02957.....	229	03400.....	122	03661.....	155, 163	04292.....	203	04663.....	198
02958.....	229	03478.....	95	03710.....	83	04311.....	57, 59	04679.....	53
02959.....	229	03479.....	95	03711.....	83	04312.....	57, 59	04685.....	53
02960.....	229	03480.....	95	03712.....	83	04339.....	368	04686.....	67
02961.....	229	0351-06D.....	6	03713.....	83	04343.....	382	04719.....	366
02962.....	229	0351-06M.....	6	03714.....	83	04460.....	364	04734.....	53
02963.....	229	0351-07D.....	6	03715.....	83	04510R.....	394-395	04735.....	53
02964.....	229	0351-07M.....	6	03716.....	83	0451-10D.....	7	04736.....	53, 55
02965.....	229	0351-08D.....	6	03986.....	53, 55-56	0451-10M.....	7	04823.....	90
02966.....	229	0351-08M.....	6	03990.....	53, 55	0451-10M-CP.....	7	04829.....	202
02971.....	229	0353-01C.....	17	03991.....	53, 55	0451-12D.....	7	04835.....	228
02972.....	229	0353-02C.....	17	03998.....	53, 55	0451-12M.....	7	04836.....	228
02973.....	229	0353-11C.....	17	03999.....	53, 55	0451-16D.....	7	04837.....	228
02974.....	229	0353-12C.....	17	04002.....	53, 55	0453-11C.....	18	04838.....	228
02975.....	229	0353-13C.....	17	04003.....	53, 55	0453-12C.....	18	04839.....	228
02976.....	229	0353-14C.....	17	04006.....	53, 55-56, 66, 68, 77	0453-13C.....	18	04840.....	228
02977.....	229	0353-21C.....	17	04008.....	53-54, 66, 68	0453-14C.....	18	04841.....	228
02978.....	229	0353-22C.....	17	04010.....	53-54, 66, 68	0453-15C.....	18	04842.....	228
02979.....	229	0353-23C.....	17	04011.....	45-49, 51, 53-54, 59, 61, 63-64, 66-67	0453-16C.....	18	04843.....	228
02980.....	229	0353-24C.....	17	04013.....	45-49, 51, 53-54, 59, 61, 63-64, 66-67	0453-17C.....	18	04844.....	228
02981.....	229	0353-32C.....	17	04013.....	45-49, 51, 53-54, 59, 61, 63-64, 66-67	0453-18C.....	18	04845.....	228
02982.....	229	0353-33C.....	17	04-03-36C.....	85	04548.....	228	04846.....	228
02983.....	229	0353-41C.....	14	04-03-54C.....	85	04549.....	228	04847.....	228
02984.....	229	0353-52C.....	14	04-03-72C.....	85	04550.....	228	04848.....	228
02985.....	229	0353-53C.....	14	04040.....	45-47, 50, 53-56, 67	04551.....	228	04849.....	228
02986.....	229	0354-01.....	22-23	04042.....	45-47, 49, 50, 53-56, 67	04552.....	228	04850.....	228
02987.....	229	0354-02.....	23	04058.....	53	04553.....	228	04851.....	228
02988.....	229	0354-11.....	22-23	04059.....	53	04554.....	228	04852.....	228
02989.....	229	0354-12.....	22-23	04061.....	45-49, 51, 53-54, 59, 61, 63-64, 66-67	04555.....	228	04853.....	228
02990.....	229	0354-13.....	22-23	04062.....	53-54, 66	04556.....	228	04854.....	228
02991.....	229	0354-14.....	22-23	04063.....	45-49, 51, 53-54, 59, 61, 63-64, 66-67	04557.....	228	04855.....	228
02992.....	229	0354-15.....	22-23	04086.....	119	04558.....	228	04856.....	228
02993.....	229	0354-16.....	22-23	04175.....	53-54, 63-64, 67	04559.....	228	04857.....	228
02994.....	229	0354-17.....	22-23	04177.....	53-54, 63-64, 66-67	04560.....	228	04858.....	228
02995.....	229	0354-18.....	22	04180.....	53-54, 63-64, 66-67	04561.....	228	04859.....	228
02996.....	229	0354-19.....	22	04181.....	189	04562.....	228	04860.....	228
02999.....	189, 196, 199, 203-204	0354-20.....	22	04183.....	53-54, 63-64, 66-67	04563.....	228	04861.....	228
03046.....	76	0354-21.....	22	04184.....	189	04564.....	228	04862.....	228
03046.....	185, 189, 196, 199, 203-204, 209, 211	0354-22.....	22	04187.....	53, 67	04565.....	228	04863.....	228
03047.....	76	0354-23.....	22	04188.....	53, 67	04566.....	228	04864.....	228
03047.....	185, 189, 196, 199, 203-204, 209, 211	0354-51.....	23	04218.....	46, 53	04567.....	228	04865.....	228
03048.....	76	0354-52.....	23	04223.....	53	04568.....	228	04866.....	228
03048.....	185, 189, 196, 199, 202-204, 209, 211	0354-53.....	23	04224.....	53	04569.....	228	04867.....	228
03078.....	202, 214	0354-54.....	23	04225.....	53	04570.....	228	04868.....	228
03079.....	214	0354-55.....	23	04226.....	53	04571.....	228	04869.....	228
03080.....	214	0354-56.....	23	04227.....	53	04572.....	228	04870.....	228
03081.....	214	0354-57.....	23	04228.....	53	04573.....	228	04871.....	228
03082.....	214	0354-58.....	23	04229.....	53	04574.....	228	04884.....	162
03083.....	214	0354-59.....	23	04230.....	53	04575.....	228	04978.....	54
03084.....	214	0354-60.....	23	04232.....	53, 56	04576.....	228	04989.....	227
03085.....	214	0354-61.....	23	04233.....	53, 56	04577.....	228	04990.....	227
03086.....	214	0354-62.....	23	04234.....	53, 56	04578.....	228	04991.....	227
03087.....	214	0354-63.....	23	04235.....	53	04579.....	228	04992.....	227
03088.....	214	03551.....	203	04237.....	53	04580.....	228	04993.....	227
03089.....	214	03552.....	203			04581.....	228	04994.....	227
		03553.....	203			04582.....	228	04995.....	227
						04598.....	42	04996.....	227
						04599.....	42	04997.....	227

04998.....	227	05156.....	136	06-03-72B.....	85	06745.....	214	07300.....	106
04999.....	227	05157.....	136	06-03-72C.....	85	06746.....	214	07310.....	106
05000.....	227	05158.....	136	06060.....	350	06747.....	214	07320.....	106
05001.....	227	05191.....	102	06061.....	350	06749.....	214	07405.....	106
05002.....	227	05197.....	102	06065.....	210	06750.....	214	07415.....	106
05003.....	227	05244.....	69-71	06066.....	210	06751.....	214	07425.....	106
05004.....	227	05265.....	53	06069.....	209	06752.....	214	07435.....	106
05005.....	227	05266.....	53	06070.....	209	06753.....	214	07445.....	106
05006.....	227	05300.....	102	06071.....	209	06754.....	214	07455.....	106
05007.....	227	05350.....	206	06072.....	209	06755.....	214	07475.....	383
05008.....	227	05351.....	206	06073.....	209	06756.....	214	07483.....	360
05009.....	227	05353.....	207	06074.....	209	06786.....	135	07484.....	364
05010.....	227	05400.....	396	06083.....	350	06787.....	135	07486.....	363
05011.....	227	05405.....	396	06186.....	141	06850.....	10	07487.....	362
05012.....	227	05410.....	396	06196.....	210	06851.....	10	07488.....	362
05013.....	227	05447.....	53	06197.....	210	06852.....	8, 235	07500.....	134
05014.....	227	05448.....	53	06200.....	350	06853.....	8, 235	07516.....	352
05015.....	227	05450.....	396	06203.....	209	06854.....	9	07519.....	352
05016.....	227	05470.....	396	06204.....	209	06857.....	8, 235, 264, 278,	07520.....	353
05017.....	227	05564.....	150	06206.....	209		281-282	07523.....	351
05018.....	227	05600.....	396	06259.....	141	06892.....	51	07524.....	351
05019.....	227	05610.....	396	06263.....	146	06894.....	212	07525.....	353
05020.....	227	05645.....	150	06264.....	146	06900.....	117	07530.....	332
05021.....	227	05691.....	88	06265.....	146	06901.....	117	07531.....	332
05022.....	227	05692.....	88	06266.....	146	06902.....	117	07533.....	332
05023.....	227	05693.....	88	06267.....	146	06903.....	117	07534.....	311, 350, 354
05024.....	227	05694.....	88	06268.....	146	06904.....	44, 63-67	07535.....	315-317, 346, 355
05025.....	227	05695.....	88	06269.....	146	06923.....	96	07536.....	355
05026.....	227	05696.....	88	06274.....	142-143, 145-146	06972.....	45-49, 51, 53-54,	07541.....	350
05027.....	227	05697.....	88	06275.....	142-143, 145-146		59, 61, 63-64, 66-67	07545.....	317
05028.....	227	05698.....	88	06276.....	146	06974.....	53-54, 66	07546.....	317
05029.....	227	05699.....	88	06277.....	142-143, 145-146	06978.....	53-54, 66	07547.....	317
05030.....	227	05700.....	88	06278.....	142-143, 145-146	06996.....	53	07548.....	317
05031.....	227	05701.....	88	06279.....	146	06997.....	53	07549.....	264, 316
05032.....	227	05702.....	88	06280.....	142-143, 145-146	07028.....	185	07550.....	316
05033.....	227	05703.....	88	06291.....	368	07029.....	185	07551.....	316
05034.....	227	05704.....	88	06302.....	44, 64-66, 68, 385	07030.....	185	07552.....	315
05035.....	227	05705.....	88	06333.....	209	07033.....	186	07553.....	315
05036.....	227	05706.....	88	06362.....	53	07035.....	186	07555.....	321
05037.....	227	05707.....	88	06363.....	53	07036.....	186	07559.....	331
05038.....	227	05726.....	159	06408.....	135	07037.....	186	07564.....	325
05039.....	227	05752.....	88	06410.....	135	07038.....	186	07567.....	325
05041.....	227	05753.....	88	06426.....	205	07039.....	186	07568.....	324
05042.....	227	05761.....	88	06427.....	205	07041.....	186	07572.....	345
05043.....	227	05762.....	88	06429.....	204	07042.....	186	07573.....	345
05044.....	227	05766.....	88	06430.....	76	07043.....	186	07574.....	346
05045.....	227	05820.....	88	06431.....	204	07044.....	53, 55	07575.....	345
05046.....	227	05850.....	385	06432.....	204	07050.....	186	07576.....	346
05047.....	227	05851.....	385	06436.....	204	07051.....	186	07579.....	354
05048.....	227	05852.....	385	06437.....	204	07052.....	186	07580.....	354
05049.....	227	05853.....	134	06439.....	204	07053.....	186	07588.....	309, 311, 354
05050.....	227	05923.....	193	06443.....	204	07062.....	186	07591.....	345
05051.....	227	05927.....	77	06444.....	204	07063.....	57, 76, 185,	07592.....	349
05052.....	227	05928.....	77	06445.....	204		199, 209, 211	07593.....	330
05053.....	227	05930.....	193	06490.....	111	07084.....	350	07595.....	355
05054.....	227	05935.....	200	06491.....	111	07100.....	107	07608.....	332
05055.....	227	05954.....	203	0652-11.....	26	07146.....	185	07612.....	317
05056.....	227	05955.....	189	0652-11-CP.....	26	07173.....	62-63	07613.....	317
05057.....	227	05956.....	57, 59	06555.....	193	07174.....	62-63	07614.....	317
05058.....	227	05957.....	88	06569.....	349	07190.....	204	07615.....	317
05059.....	227	05958.....	88	06570.....	349	07191.....	204	07616.....	316
05060.....	227	05959.....	88	06574.....	217	07192.....	204	07617.....	316
05061.....	227	05960.....	88	06575.....	217	07193.....	204	07618.....	316
05062.....	227	05961.....	88	06576.....	217	07194.....	204	07619.....	315
05063.....	227	06011.....	200	06577.....	217	07195.....	204	07620.....	315
05064.....	227	06015.....	77	06586.....	53	07196.....	204	07625.....	330
05065.....	227	06-03-36A.....	85	06587.....	53	07197.....	204	07631.....	325
05066.....	227	06-03-36B.....	85	06678.....	46	07198.....	204	07634.....	325
05067.....	227	06-03-36C.....	85	06712.....	204	07199.....	205	07635.....	324
05068.....	227	06-03-54A.....	85	06714.....	186	07200.....	107	07636.....	345
05069.....	227	06-03-54B.....	85	06727.....	46	07202.....	205	07638.....	345
05070.....	227	06-03-54C.....	85	06728.....	46	07205.....	206	07639.....	345
05100.....	396	06-03-54M.....	84	06729.....	46	07272.....	115	07640.....	343
05133.....	82	06-03-72A.....	85	06744.....	214	07274.....	186	07641.....	343

07653.....	324	08684.....	254	10081.....	93	10309.....	76	10910.....	93
07658.....	315	08685.....	256, 263	10082.....	93	10311.....	151	10911.....	93
07664.....	329	08686.....	248	10157.....	90	10344.....	76	10915.....	91
07665.....	344	08687.....	248, 263-264	10158.....	90	10353.....	151	10917.....	122
07666.....	329	08688.....	248	10159.....	90	10354.....	151	10918.....	122
07699.....	328	08690.....	254	10160.....	90	10355.....	151	10919.....	122
07700.....	328	08693.....	249, 261, 263	10161.....	90	10356.....	151	10920.....	122-124
07715.....	356	08694.....	254	10162.....	90	10357.....	151	10921.....	122-124
07730.....	324	08695.....	267	10163.....	90	10358.....	151	10922.....	122-124
07732.....	327	08702.....	235	10165.....	214	10359.....	151	10923.....	124
07733.....	327	08704.....	235	10166.....	214	10360.....	151	10924.....	124
07735.....	311	08707.....	235, 263-264	10167.....	214	10378.....	368, 386	10925.....	124
07746.....	356	08708.....	235, 260, 263-264	10168.....	214	10383.....	61	10939.....	122-124
07747.....	356	08709.....	253	10169.....	214	10391.....	61	10946.....	124
07749.....	310	08710.....	248	10170.....	214	10397.....	196	10950.....	157
07755.....	321	08711.....	253	10171.....	214	10398.....	196	10963.....	124
07780.....	331	09022.....	312	10172.....	214	10411.....	196	10996.....	215
07796.....	265	09023.....	312	10173.....	214	10412.....	196	10997.....	215
07796.....	339	09025.....	309	10174.....	214	10413.....	196	10998.....	215
07797.....	315	09027.....	309	10175.....	214	10414.....	196	10999.....	215
07798.....	326	09030.....	348	10176.....	214	10415.....	77	11003.....	215
07799.....	326	09031.....	348	10177.....	214	10419.....	77	11004.....	215
07829.....	383	09-03-36A.....	85	10179.....	214	10437.....	173	11006R.....	407
07915.....	238, 277-278	09-03-36B.....	85	10180.....	214	10438.....	173	11006X.....	407
07915.....	223	09-03-54A.....	85	10182.....	198, 214	10439.....	173	11007.....	215
07924.....	154	09-03-54B.....	85	10185.....	90	10442.....	140	11010.....	215
07969.....	363	09-03-54C.....	85	10186.....	90	10443.....	140	11011.....	215
07978.....	28, 131	09-03-72A.....	85	10188.....	215	10445.....	147	11012.....	215
07995.....	28, 131	09-03-72B.....	85	10189.....	215	10446.....	147	11013.....	215
08000.....	154	09-03-72C.....	85	10190.....	215	10447.....	147	11014.....	215
08031.....	196	09861.....	28, 131	10192.....	215	10453.....	140	11015.....	215
08-03-36A.....	85	09865.....	28, 131	10193.....	215	10462.....	373	11016.....	215
08-03-36B.....	85	09907.....	192	10194.....	215	10475.....	60, 61	11018.....	215
08-03-36C.....	85	09908.....	192	10195.....	215	10476.....	60, 61	11020.....	215
08-03-54A.....	85	09961.....	98	10196.....	215	10497.....	138-139	11038.....	145
08-03-54B.....	85	09962.....	98	10197.....	215	10498.....	138-139	11039.....	145
08-03-54C.....	85	09963.....	98	10198.....	215	10504.....	138	11040.....	145
08-03-72A.....	85	09964.....	98	10199.....	215	10506.....	138	11041.....	145
08-03-72B.....	85	09965.....	98	10200.....	215	10507.....	193	11042.....	145
08-03-72C.....	85	09966.....	98	10201.....	215	1052011.....	291	11050.....	268
08-04-54M.....	84	09967.....	98	10202.....	215	105202K.....	290-291	11059.....	268
08082.....	216	09968.....	98	10203.....	215	105203K.....	291	11072.....	119
08160.....	208	09969.....	98	10205.....	215	105206K.....	291	11075.....	119
08161.....	208	09970.....	98	10206.....	215	10520E2.....	291	11081.....	134
08187.....	369	09972.....	98	10207.....	215	10565.....	136	11082.....	134-137
08263.....	145	09975.....	98	10208.....	215	1062.....	303	11089.....	119
08264.....	145	09976.....	98	10209.....	215	10640.....	395, 398	11107.....	119
08265.....	145	09977.....	98	10210.....	215	10641.....	398	11126.....	119
08266.....	145	09979.....	98	10211.....	90	10642.....	398	11132.....	119
08267.....	145	09990.....	98	10214.....	90	10687.....	93	11145.....	154-155
08377.....	76	09991.....	98	10252.....	151	10763.....	207	11146.....	119
08379.....	76	09993.....	99	10253.....	151	10792.....	280	11147.....	161
08414.....	368	09994.....	99	10260.....	215	10800.....	45	11152.....	154-155
08420.....	368	09995.....	99	10261.....	215	10801.....	45	11170.....	91
08426.....	368	09996.....	99	10278.....	151	10802.....	45	11180.....	91
08427.....	368	09997.....	99	10279.....	151	10803.....	45	11221.....	157
08428.....	368	10003.....	99	10280.....	151	10804.....	45	11222.....	157
08429.....	112-113	10004.....	99	10281.....	151	10805.....	45	11223.....	157
08550.....	114	10005.....	99	10282.....	151	10806.....	45	11230.....	155
08656.....	273	10006.....	99	10283.....	151	10807.....	45	11256.....	191
08657.....	273	10037.....	27, 100	10284.....	151	10810.....	200	1125GB.....	102
08661.....	259	10038.....	27, 100	10285.....	151	10826.....	122-124	11261.....	45
08662.....	265, 339	10039.....	27, 100	10286.....	151	10856.....	329	11262.....	45
08665.....	251	10043.....	101	10287.....	151	10857.....	329	11263.....	45
08666.....	266, 340	10044.....	101	10289.....	151	10858.....	328	11264.....	45
08670.....	252	10045.....	101	10291.....	151	10859.....	328	11265.....	45
08671.....	252, 261, 263-264	10072.....	93	10293.....	151	10860.....	327	11266.....	45
08672.....	253	10073.....	93	10295.....	151	10861.....	327	11267.....	381
08677.....	255	10075.....	93	10297.....	151	10862.....	326	11268.....	381
08678.....	266, 340	10076.....	93	10300.....	8, 235	10863.....	326	11269.....	381
08679.....	250	10077.....	93	10303.....	76	10904.....	93	11270.....	381
08680.....	250	10078.....	93	10304.....	151	10905.....	93	11271.....	381
08682.....	256	10079.....	93	10307.....	76	10906.....	93	11273.....	380
08683.....	256	10080.....	93	10308.....	76	10908.....	93	11274.....	380

11275.....	380	11871.....	318	12314.....	46	12595.....	245	1424D.....	84
11276.....	380	11877.....	258, 263	12315.....	46	12598.....	146	14265.....	124
11277.....	380	11890.....	186	12316.....	46	12599.....	276	14279.....	119
11278.....	380	118AV.....	53, 55	12317.....	43	125AV.....	53-54, 66, 68	14287.....	119
11279.....	380	11903.....	68	12318.....	43	125Q.....	86	1429AV.....	53-54, 63-64, 66-67
11280.....	380	11915.....	29	12319.....	43	12600.....	275	1430AV.....	53-54, 63-64, 66-67
11281.....	381	11917.....	29	12320.....	43	12629.....	26	1431AV.....	53-54, 63-64, 66-67
11289.....	119, 121-124	11976.....	199	12321.....	43	12630.....	82	1432AV.....	53-54, 63-64, 66-67
11289.....	68	11987.....	199	12322.....	43	12631.....	82	1433AVBB.....	53, 67
11289.....	385	12031.....	352	12323.....	43	12632.....	82	1434AV.....	53, 67, 72
11301.....	381	12032.....	352	12324.....	43	12633.....	82	1436D.....	84
11306.....	381	12034..	309-311, 315-320, 353	12325.....	43	12634.....	82	14392.....	135, 137
11316.....	381	12035.....	311, 324-330, 351	12326.....	43	12635.....	82	14496.....	123
11321.....	381	12037.....	320	12327.....	43	12636.....	82	14568.....	161
1134-1002.....	271-272	12039.....	320	12328.....	43	12637.....	82	14722.....	45-51, 53-56, 59, 61, 63-64, 66-67
11342.....	380	12040.....	320	12329.....	43	12638.....	82	14722P.....	45-46
11344.....	380	12-04-36A.....	85	12330.....	43	12639.....	82	14909.....	122
1134-5029.....	272	12-04-54A.....	85	12331.....	43	12640.....	82	149H.....	82
11346.....	380	12-04-54C.....	85	12332.....	43	12641.....	82	149H-1.....	82
11348.....	380	12-04-72A.....	85	12333.....	43	12642.....	82	149H-1-1/2.....	82
11357.....	45	12-04-72C.....	85	12334.....	43	12629.....	193	149H-1-1/4.....	82
11361.....	45	12079.....	68	12335.....	46	12656.....	151	149H-1-1/8.....	82
11362.....	45	12085.....	68	12336.....	46	126AV.....	45-49, 51, 53-54, 59, 61, 63-64, 66-67	149H-1-3/4.....	82
11363.....	45	12086.....	68	12337.....	46	126AVP.....	45-46	149H-2.....	82
11364.....	45	12087.....	68	12338.....	46	12722.....	188, 194, 202, 225	149H-2-1/4.....	82
11365.....	45	12092.....	188	12339.....	46	12723.....	188, 194, 202, 225	149H-2-1/8.....	82
11366.....	45	12093.....	188	12340.....	46	12725.....	321	149H-2-9/16.....	82
11367.....	380	12097.....	48, 67, 74	12341.....	46	12726.....	330	149H-3.....	82
11372.....	311	12098.....	67	12342.....	46	12727.....	312	149H-3-5/8.....	82
1137-5002.....	271	12099.....	42, 48, 67, 74	12343.....	46	1272D.....	84	149H-4-5/8.....	82
11397.....	197	12114.....	188	12344.....	46	12733.....	188	150.....	87
113AV.....	53, 55	12115.....	188	12345.....	46	12743.....	128	15000.....	154, 157
11412.....	388	12116.....	188	12346.....	46	12787.....	91, 93	15001V.....	401
11422.....	139	12123.....	311	12347.....	46	12791.....	86	15002V.....	401
11426.....	138-139	12124.....	342	12348.....	46	12792.....	86	15005V.....	401
11427.....	139	12125.....	342	12349.....	46	12793.....	86	15010V.....	401
1143-5000.....	272	12127.....	342	12350.....	46	127AV.....	53-54, 66	15013V.....	401
1144-5000.....	272	12135.....	335	12351.....	46	128AV.....	45-49, 51, 53-54, 59, 61, 63-64, 66-67	15031V.....	401
114AV.....	53, 55	12136.....	335	12352.....	46	128AVP.....	45-46	15032V.....	401
115201U.....	291	12137.....	336	12353.....	46	12CCX.....	218, 220-221	15033V.....	401
115202K.....	291	12138.....	336	12354.....	46	1310.....	285, 300	150Q.....	86
115203K.....	291	12139.....	337	12355.....	46	13110.....	27	15128.....	118
115206K.....	291	12151.....	78	12356.....	46	13158.....	393	15129.....	119
11520E2.....	291	12160.....	78	12357.....	46	13193.....	123	15135.....	119
1155-5000.....	271	12161.....	78	12358.....	46	13208.....	123	15136.....	119
11583.....	138	12162.....	78	12359.....	46	13209.....	123	15145.....	119
11584.....	138	12163.....	78	12360.....	46	13210.....	123	15147.....	119
11585.....	139	12164.....	78	12361.....	46	13211.....	123	15150.....	119
11617.....	30, 127	12165.....	78	1236D.....	84	13232.....	123	15222X.....	401
11627.....	78	121AV.....	53, 55-56, 66, 68, 77	123AV.....	53-54, 66, 68	13251.....	123	15223X.....	401
11628.....	78	12211.....	168	1240.....	217-221	13252.....	123	15224X.....	401
11666.....	185	12212.....	213	1240K.....	218	13266.....	68	15225X.....	401
11667.....	185	12222.....	213	12411.....	86	13267.....	68	15226X.....	401
11668.....	185	12223.....	213	12412.....	86	13268.....	68	15227X.....	401
11669.....	185	12225.....	213	12413.....	86	13276.....	68	15251X.....	401
11670.....	185	12226.....	213	12414.....	86	13277.....	68	15252X.....	401
11670.....	185	12227.....	213	12415.....	86	13284.....	44, 64-66, 68, 382	15253X.....	401
11689.....	321	12228.....	213	12417.....	86	1332.....	360, 368	15254X.....	401
11761.....	191	12229.....	213	12477.....	29	13382.....	123	15255X.....	401
11768.....	191	12237.....	213	12478.....	29	13460.....	166	15256X.....	401
11789.....	68	12274.....	76, 185, 189, 196, 199, 203-205, 209	12479.....	29	13679.....	122	1531.....	119, 125-126, 367-368
11790.....	68	1230.....	217-221, 367-368	124AV.....	45-49, 51, 53-54, 59, 61, 63-64, 66-67	13800.....	382	15316.....	170
11791.....	68	12302.....	46	124AVP.....	45-46	13801.....	382	15321.....	377
11798.....	217	12303.....	46	125.....	87	13814.....	68	15324.....	164
117AV.....	53, 55	12304.....	46	12578.....	245	13815.....	112	15325.....	155, 164
11839.....	199	12305.....	46	12586.....	245	13950.....	393	15326.....	164
11841.....	195, 199	12306.....	46	12587.....	245	13955.....	161	15327.....	164
11845.....	195, 199	12307.....	46	12589.....	245	1399.....	101	15332.....	169
11851.....	195, 199	12308.....	46	1258D.....	84	1399-22.....	101	15341.....	368
11854.....	199	12309.....	46	12590.....	245	1412D.....	84	15343.....	374
11856.....	195, 199	12310.....	46	12591.....	245	14159.....	112	15345.....	166
11865.....	331	12311.....	46	12593.....	245	1418D.....	84	15358.....	164
11868.....	319	12312.....	46	12594.....	245				
11869.....	319	12313.....	46						
11870.....	318								

15362.....	164-166	16754.....	124	174 / GRH.....	228	1800.....	110, 112	19147.....	92
15363.....	164	1675AV.....	46, 53, 72	174 / GRL.....	228	1800G1.....	112	19148.....	92, 95
15364.....	164	16797.....	164	174 / 12.....	229	1801.....	110, 112	19149.....	92
15372.....	377	16798.....	164-165	174 / 18.....	229	1802.....	122-125	19150.....	92
15375.....	377	16799.....	164	1742AV.....	53	1805.....	125-127	19151.....	92
15410.....	399	168.....	87	1743AV.....	53	1807.....	128	19152.....	92, 95
15416.....	399	168 / T.....	228	1744AV.....	53	1810.....	112	19153.....	92
15422.....	399	168 / TL.....	228	17450.....	190	18102.....	111	19154.....	92, 95
15423.....	399	168 / 6.....	229	17451.....	190	18103.....	111	19155.....	92, 95
15424.....	399	168 / 8.....	229	17459.....	190	18104.....	111	19157.....	92
1550.....	218, 300	16800.....	164	1745AV.....	53	1811.....	112	19158.....	92
1550nm.....	285	16801.....	164	1746AV.....	53	1813.....	120, 126	19159.....	92, 95
1557AA.....	63-67, 73	16802.....	164	1747AV.....	53	1815AV.....	53	1916.....	8, 235
15631.....	68	16854.....	174	175 / S.....	228	1816AV.....	53	19160.....	92
15669.....	124	16856.....	174	175 / SL.....	228	1818.....	110, 113	19161.....	92, 95
15671.....	124	16857.....	174	175 / 12.....	229	1818G1.....	113	19162.....	92, 95
15677.....	68, 382	16858.....	174	175 / 18.....	229	1818R.....	110, 113	19163.....	92
15706.....	400	16859.....	174	1751AV.....	53	1818T.....	110, 113	19164.....	92
15720.....	400	168Q.....	86	1752AV.....	53	18202.....	161	19165.....	92
15721R.....	400	169 / O.....	228	1753AV.....	53	1820AV.....	53	19166.....	92
15829.....	122	169 / OH.....	228	1754AV.....	53	1821AV.....	53	19167.....	92, 95
15906.....	64-66	169 / OK.....	228	1756AV.....	53, 56	18272.....	382	19168.....	92
15908.....	44, 63-67	169 / 6.....	229	17571.....	174	18297.....	384	19169.....	92, 95
15909.....	65-66	169 / 8.....	229	1757AV.....	53, 56	18331.....	53, 56, 66	1917.....	8, 235
15910.....	65-66, 401	16951.....	142, 144-145	1758AV.....	53, 56	18358.....	82	19170.....	92, 95
15911.....	68	170 / W.....	228	1759AV.....	53	18402.....	64, 66	19171.....	92
15930.....	401	170 / WH.....	228	176 / E.....	228	18416.....	384	19172.....	92, 95
15931.....	401	170 / WK.....	228	176 / EL.....	228	18557.....	68	19174.....	92, 95
15932.....	401	170 / WL.....	228	176 / 12.....	229	18558.....	68	19175.....	92
15933.....	401	170 / 6.....	229	176 / 18.....	229	18559.....	68	19176.....	92
15934.....	401	170 / 8.....	229	17600.....	192	18635.....	53	19177.....	92, 95
15935.....	401	17076.....	377	1760AV.....	53	18636.....	113	19178.....	92
15940.....	399	17091.....	63-66	17611.....	78	18642.....	113	19179.....	92
15945.....	400	170XL.....	286, 296, 305	17612.....	78	18681.....	113	1918.....	8, 235
16-04-36A.....	85	171 / G.....	228	17613.....	78	18772.....	113	19180.....	92, 95
16-04-54A.....	85	171 / GH.....	228	17614.....	78	18827.....	113	19181.....	92, 95
16-04-72A.....	85	171 / GK.....	228	17615.....	78	18828.....	113	19182.....	92
1614SS ...	57-59, 61, 63-67, 73	171 / GL.....	228	17616.....	78	18829.....	113	19183.....	92
1620.....	297	171 / 6.....	229	1761AV.....	53	18830.....	113	19184.....	92
16249.....	122	171 / 8.....	229	17620.....	78	18831.....	113	19192.....	95
1630.....	297	172 / RH.....	228	1762AV.....	53	18832.....	113	19193.....	44, 55
1636.....	360, 368	172 / RL.....	228	1763AV.....	53	18886.....	53	1921.....	10
16460.....	118	172 / RO.....	228	1764AV.....	53	18887.....	53	1923.....	10
16464.....	122	172 / 6.....	229	17687.....	53, 56, 66	18890.....	53	19236.....	402
16470.....	123	172 / 8.....	229	17690.....	53, 56, 66	18891.....	53	1924AA ...	44, 57-59, 61, 63-67
16477.....	124	172 / 18.....	229	17697.....	53, 56, 66, 68	18892.....	53	1925AA.....	44, 63-67
16480.....	122	172 / 13.....	113, 118	177.....	273	18905.....	53	1926AA.....	44, 63-67
16491.....	123	1725.....	63, 68, 222, 383, 385	177 / GR.....	228	18906.....	53	1927.....	10
16504.....	146	17255.....	165	177 / GRL.....	228	1895.....	127	1935.....	9, 224
16505.....	146	17256.....	165	177 / 12.....	229	1900.....	223, 238, 277	1940.....	29, 99
16506.....	146	17257.....	165	177 / 18.....	229	1901.....	223, 238, 278	1941-1.....	29, 99
16511.....	143, 145	17258.....	165	17700.....	53, 56, 66, 68	1904.....	42, 48	1941-5.....	29, 99
16512.....	145	17260.....	165	17707.....	385	1905.....	223	1950.....	8, 235
16513.....	145	17261.....	165	178 / BR.....	228	1906SB.....	48	1951.....	8, 235
16514.....	145	17263.....	165	178 / BRL.....	228	19094.....	169	19524.....	176
16515.....	145	17264.....	165	178 / 18.....	229	19107.....	145	1955.....	8, 235, 264, 278, 281-282
16517.....	142, 144-145	17265.....	164	1783AV.....	53	19109.....	145	1956.....	8, 235
16563.....	119	17266.....	164	1789AV.....	53	19110.....	145	1960.....	9
166 / GR.....	228	17299.....	164	179 / B.....	228	1913.....	8	1969.....	25
166 / GRL.....	228	173 / B.....	228	179 / BL.....	228	19131.....	92	1981.....	201, 212
166 / 6.....	229	173 / BH.....	228	1790AV.....	53	19132.....	92, 95	19811.....	124
166 / 8.....	229	173 / BL.....	228	1791AV.....	53	19133.....	92	1989.....	201, 211
1662.....	297	173 / 8.....	229	1792AV.....	53	19134.....	92, 95	1990.....	201, 212
16634.....	68	173 / 18.....	229	17937.....	118	19135.....	92, 95	19913.....	95
16646.....	142, 144	1731.....	68, 385	1793AV.....	53	19136.....	92, 95	19973.....	54
167 / H.....	228	1731F1725.....	68	17944.....	118	19137.....	92	19974.....	54
167 / HL.....	228	1731H767.....	68	1794AV.....	53	19138.....	92, 95	19975.....	53
167 / 6.....	229	1732.....	68	1795AV.....	53	1914.....	8	19976.....	53
167 / 8.....	229	1732H755.....	68	1796AV.....	53	19140.....	92	19977.....	53
16741.....	124	1736.....	123	1797AV.....	53	19141.....	92, 95	19978.....	53
16747.....	124	1737.....	124	17984.....	118	19143.....	92, 95	19980.....	53
16751.....	124	17370.....	174	17986.....	118	19144.....	92	19984.....	194
16752.....	124	1738.....	119	1798AV.....	53	19145.....	92	19985.....	194
16753.....	124	174 / GR.....	228	180 / 0.....	228	19146.....	92, 95		

19986.....	194	21316.....	53, 56, 66, 68	22565.....	53	24564.....	193	26580.....	121
19987.....	194	21318.....	125-126, 127	22566.....	53	24565.....	193	26584.....	121
19988.....	112-113	21346.....	125-126	22567.....	53	24567.....	193	26588.....	121
19990.....	198	21357.....	122, 125	22568.....	53	2460.....	121, 360, 368	26594.....	121
2000H.....	266, 340	21359.....	123, 125	22578.....	222	2472.....	360, 368	265A.....	300-301
2000R.....	266, 340	21360.....	125	22579.....	222	24753.....	112	26624.....	121
2007.....	333, 335	21413.....	125	22590.....	222	24821.....	150, 156-160, 163	27318.....	388
2008.....	333-334	2142.....	360, 368	2260.....	361, 368	24823.....	77	27335.....	68
200C.....	252	21467.....	387	22618.....	368, 386	249AVBB.....	46-47, 50, 53-56, 67, 72	27361.....	68
200EP.....	252, 261, 263-264	21468.....	387	22682.....	222	249AVBBP.....	46	27362.....	68
200FP.....	252-253	21471.....	387	22875.....	370	24B.....	341	27364.....	121
200GX.....	252	21472.....	387	22893.....	319	24BK.....	341	27381.....	121
200XP.....	252-253	21474.....	387	22894.....	319	2500A.....	325	27383.....	169
2010.....	309, 311, 358	21477.....	387	22895.....	318	25001.....	390	27384.....	169
2011.....	333-334	21480.....	387	22897.....	318	25009.....	63-64	27386.....	169
2012.....	358	21481.....	146	229.....	71	25094.....	63-64	27387.....	169
20158.....	186	21482.....	146	22934.....	222	25097.....	62-63	27388.....	169
2018R.....	169	21489.....	53	23076.....	188, 194, 202, 225, 241	25120.....	390	27389.....	169
2018S.....	169	21491.....	53	231.....	71	25144.....	68	27390.....	169
20231.....	113	21519.....	53	23196.....	361	25160.....	166	27391.....	169
20232.....	113	21520.....	387	23270.....	361	25169.....	68	27392.....	169
20243.....	224	21521.....	387	23273.....	160, 360	25184.....	124	27393.....	169
20249R.....	169	21524.....	387	23274.....	119, 125-126, 367	25214.....	383	27395.....	130
2024R.....	169	21533.....	223	23276.....	361	25263.....	118	27396.....	137
2024S.....	169	21541.....	125-126	23360.....	142-143, 145	25268.....	118	27397.....	137
2030R.....	169	21542.....	125	23362.....	156-158, 161, 360	25273.....	118	27416.....	121
2030S.....	169	21543.....	125	23363.....	121, 360	252B.....	298, 305	27417.....	121
20344.....	83	21544.....	125	23368.....	146	25340.....	53	27433.....	65-66
20346.....	83	21545.....	125	23392.....	111	25341.....	53	27471.....	368
20348.....	83	21546.....	170	234.....	71	25342.....	53	27472.....	368
20350.....	83	21550.....	170	23405.....	156-157, 368, 374	25344.....	53	27538.....	95
20352.....	83	21562.....	147	23446.....	116	25349.....	53	27554.....	120
20354.....	83	21572.....	165	23483.....	199	25350.....	53	27555.....	120
20357.....	83	21573.....	165	23499.....	118	25351.....	53	27556.....	120
20358.....	83	21652B.....	404-405, 408	23505.....	118	25360.....	53	27557.....	120
20359.....	83	21655.....	408	23521.....	206	25361.....	53	27778.....	120
20360.....	83	21660.....	408	23533.....	111	25372.....	53	27811.....	130
20361.....	83	21875.....	147	23541.....	118	25383.....	53	27989.....	116
20364.....	83	21954.....	119	23564.....	111	253B.....	290, 298-299, 305	27990.....	116
20369R.....	169	21978.....	223	23593.....	202	25403.....	53	28044.....	368, 374
2036R.....	169	21979.....	377	23594.....	202	25427.....	53	28154.....	42, 44, 67
2036S.....	169	21980.....	377	23595.....	202	25428.....	53	28155.....	42, 44, 67
20486.....	68	21982.....	372	23635.....	27, 100	25567.....	111	28156.....	42, 44
20495.....	48	22084.....	215	23636.....	258	25568.....	111	28157.....	42, 44
2050.....	124	22085.....	215	23639.....	257	25591.....	377	28158.....	42, 44
20503.....	211	22086.....	215	23640.....	257	255MT.....	298-299, 305	28159.....	42, 44
20504.....	211	22087.....	215	23641.....	26, 100	25616.....	390	28160.....	42, 44
20505.....	211	22088.....	215	23665.....	177	25619.....	390	28161.....	42, 44
20506.....	211	22089.....	215	23667.....	111	25622.....	390	28162.....	42, 44
20507.....	211	22090.....	215	23773.....	171	25625.....	390	28163.....	42, 44
20573.....	385	22121.....	215	23774.....	160, 171	25626.....	390	28165.....	42, 44
20667.....	53	22122.....	215	23775.....	171	25644.....	142-143, 145	28166.....	42, 44
20668.....	53	22123.....	215	23776.....	171	25645.....	142, 145	28170.....	169
20670.....	53	22124.....	215	23777.....	160, 171	25646.....	142-143, 145	28237.....	388
20671.....	53	22125.....	215	238.....	71	25652R.....	390	28238.....	388
20673.....	53	22126.....	215	23818.....	113, 118	257MT.....	298-299, 305	28239.....	388
20676.....	53	22127.....	215	23892.....	222	26096.....	388	28256.....	134
20678.....	53	22128.....	215	23893.....	222	26100.....	388	28257.....	134
20679.....	53	22129.....	215	23902.....	140	26297.....	121	28280.....	161
2072.....	333, 364, 368	22132.....	195	23948.....	25	262A.....	300, 305-306	28885.....	126
2072K.....	333	22140.....	396	23955.....	63, 190, 222	26300.....	121	28900.....	126
20939.....	211	22192.....	113	24053.....	280	26302.....	121	28901.....	120, 126
20942.....	283	22220.....	113	24054.....	217	26305.....	121	29004.....	126
20943.....	283	22279.....	190	24163.....	213	26306.....	121	29014.....	126
20944.....	283	22280.....	77	24326.....	145	26309.....	121	29022.....	126
20945.....	282	22286.....	77	24395.....	222	26349.....	121	29045.....	134
20946.....	199	22288.....	77	24400.....	112	26366.....	121	29046.....	134
21115.....	53	22289.....	77	24401.....	112	26389.....	121	29047.....	134
2113AA.....	63-67, 73	22291.....	193	24459.....	53, 56	263LX.....	296, 305	29048.....	134
21214.....	53	22296.....	193	24462.....	53, 56	263MT.....	296, 305	29149.....	190
21216.....	53	22410.....	162	24476.....	53	26438.....	370	29209.....	95
21257.....	122-125	22451.....	162	24477.....	53	26534.....	69	29367.....	134
21285.....	77	22563.....	53	2448.....	160, 360, 368	26536.....	69	29451.....	42, 44, 57-59, 61-62, 65, 67, 73
21297.....	76-77	22564.....	53	24496.....	383	26538.....	69		

29452..... 42, 44, 62, 65, 73	30442.....181	30968..... 77	31651.....360	32006..... 46, 50-51, 53, 56,
29463..... 119	30460.....181	30976..... 131	31756..... 46-51, 54, 59,61, 64, 66
29464..... 119	30462.....181	30977..... 13161, 63-64, 66-67	32008..... 46, 50-51, 53, 56,
29465..... 119	30464.....181	30978..... 131	31757..... 46-49, 51, 59,64, 66
29466..... 119	30466.....181	30979..... 13161, 63-64, 67	32009..... 46, 50-51, 53, 56,
29468..... 119	30468.....181	30980..... 131	31758..... 46-49, 51, 59,64, 66
29470..... 119	30470.....181	30981..... 13161, 63-64, 67	32011..... 46, 50-51, 53, 56,
29472..... 119	30474.....181	30998.....181	31759..... 46-49, 51, 59,64, 66
29474..... 119	30476.....181	31000.....18161, 63-64, 67	32012..... 47, 54
29477..... 119	30478.....181	31002.....181	31760..... 46-49, 51, 59,	32013..... 47
294AVBB..... 45	3048..... 156-157, 161, 360, 368	31004..... 18161, 63-64, 67	32014..... 47
294AVBBP..... 45	30480.....181	31006.....181	31761..... 46-49, 51, 59,	32017..... 51
29518.....135	30482.....181	31010.....18061, 63-64, 67	3205AV..... 53
29528..... 44	30484.....181	31012.....180	31788..... 80	3206AV..... 53
29529..... 44	30486.....181	31014.....180	31790..... 80	3207AV..... 53, 55
29536..... 118	304AVBB..... 45-47, 49-50,	31024.....182	31792..... 80	3208AV..... 53, 55
29537..... 11853-54, 56, 67, 72	31026.....182	31794..... 80	32095.....144-145
29560..... 43	304AVBBP..... 45-46	31028.....182	31796..... 80	32104.....145
29563..... 43	30502.....181	31030.....182	31798..... 80	32116.....142
29600.....165	30504.....181	31032.....182	31832..... 67	322-013..... 27, 100
29619..... 44	30506.....181	31043R..... 411	31834..... 67	322-018..... 27, 100
29627..... 155, 158	30508.....181	31068..... 44	31849..... 67	322-113..... 27, 100
29631.....155	30536.....180	31092..... 130	31855.....177	322-118..... 27, 100
2981AV..... 53-54, 63-64, 66	30538.....180	31093..... 130	31866.....177	32237..... 101
2982AV..... 53-54, 63-64, 66	30540.....180	311..... 27	31867.....177	32322..... 101
2983AV..... 53-54, 63-64, 66	30542.....180	31117..... 42	31872..... 42, 57-59, 61, 73	32336..... 101
2984AV..... 53-54, 63-64, 66	30544.....180	31119..... 42	31880..... 47, 54	32337..... 101
29937..... 119	30546.....180	31120..... 42	31881..... 121	32338..... 101
29948..... 118	30548.....180	31122..... 42	31882..... 121	32364..... 101
30005..... 79	30550.....180	31123..... 42	31883..... 121	32398..... 51
30008..... 411	30552.....180	31124..... 42	31884..... 121	32422.....145
30008..... 79	30554.....180	31125..... 42	31888..... 10	32431.....145
30043..... 59, 61-67	30558.....180	31126..... 42	31889..... 8, 235	32432.....144
30090..... 411	30560.....180	31128..... 42	31890..... 8, 235	32433.....142-146
30162.....135	30562.....180	31129..... 42	31891..... 8, 235	32489.....212
30183.....166	30564.....180	31131..... 42	31893..... 8, 26	32565.....144
30184.....166	30566.....180	31132..... 42	31894..... 8	32662.....145
30188.....166	30568.....180	31133..... 42	31905.....176	32743.....157
30189.....166	30570.....180	31135..... 42	31908.....177	32799..... 64-65
30193.....166	30572.....180	311-JAB..... 27	31910.....176	32803..... 51
30194.....166	30574.....180	31228..... 131	31925.....170	32804..... 56
301A..... 26, 100	30576.....180	31229.....367	31926.....170	32891.....212
30206..... 64-66	30578.....180	31274..... 120	31927.....170	32913.....198
30208.....193	30580.....180	31281..... 120	31929.....170	32917..... 111
30216..... 48	30582.....180	31287..... 120	31930.....170	32918..... 111
30225..... 48	30584.....179	31291..... 25-26, 193, 234	31931.....170	32919..... 111
30227..... 42, 48, 67, 74	30586.....179	31292..... 121	31961..... 101	32928.....167
30228..... 48	30588.....179	31314.....142	31962..... 46	32929.....167
30236..... 54, 222	30590.....179	31315.....142	31963..... 46	32930.....167
30239..... 121	30592.....179	31339.....142	31964..... 46	32935.....374
30242.....382	30594.....179	31353..... 63, 222, 383	31965..... 46	33026.....370
3026AV..... 53, 72	30596.....179	31395.....166	31966..... 46	33035.....374
30291.....377	30658.....182	31466..... 155, 158	31967..... 46	333-1218..... 27, 100
30309..... 121	30660.....182	31482.....179	31969..... 46, 50-51, 56, 61, 64	333-1224..... 27, 100
30346.....166	30662.....182	31483.....179	31970..... 46, 50-51, 61, 64	333-1232..... 27, 100
30347.....166	30664.....182	31484.....179	31971..... 46, 50-51, 61, 64	33336.....383
30358.....166	30666.....182	31486..... 129	31973..... 46, 50-51, 61, 64	333A..... 27, 100
30359.....166	30668.....182	31487..... 129	31975..... 46, 50-51, 64	33405.....370
30363.....166	30758.....179	31488..... 129	31976..... 46, 50-51, 64	33451.....145
30364.....166	30811..... 412	31510.....367	31978..... 46, 50-51, 64	33454..... 124-125
3036AVBB..... 53	30859..... 134, 137	31518.....373	31989..... 46	33455.....125
3037AV..... 67	30866..... 130	31523.....373	31990..... 46	33456.....125
30384..... 43	30867..... 130	31535..... 83	31991..... 46	33457.....125
30385..... 44	30908..... 130	31536..... 83	31993..... 46	33458.....125
30387..... 44	30915..... 80	31537..... 83	31995..... 46	33459..... 124-125
30394.....134	30919..... 80	31539..... 83	31996..... 46	33462..... 124-125
30395.....134	30921..... 80	31540..... 83	31998..... 46	33463..... 124-125
30396.....134	30923..... 80	31541..... 83	32002..... 46, 50-51, 53, 56,	33515.....384
30419..... 80	30925..... 80	31542..... 8361, 64, 66	33516.....383
30423..... 80	30927..... 80	31543..... 83	32003..... 46, 50-51, 53, 56,	3360.....362, 368
30427..... 80	30929..... 80	31544..... 8361, 64, 66	33614..... 124-125
30429..... 80	30931..... 80	31545..... 83	32004..... 46, 50-51, 53, 56,	33735..... 29
30431..... 80	30935..... 80	31569.....16561, 64, 66	33735..... 99
30433..... 80	30937..... 80	31573.....165		33786..... 61

33794.....	60-61	34442.....	71	35199.....	71	35724.....	96	36929.....	334-335
33901.....	162	34443.....	71	35200.....	71	35725.....	96	36930.....	334-335
33967.....	57-59, 61, 70-71, 73	34444.....	71	35202.....	61	35726.....	96	3693GB.....	81
33A-1.....	83	34451.....	349	35207.....	173	35727.....	96	37103.....	68
33A-1/2.....	83	34452.....	332	35208.....	173	35740.....	131	3713GB.....	81
33A-1/4.....	83	34470.....	311	35209.....	173	35742.....	136	37154.....	92-94
33A-1-1/2.....	83	3448.....	365, 368	35211.....	173	35743.....	136	37154B.....	94
33A-1-1/4.....	83	34514.....	346	35212.....	173	35744.....	136	37155.....	92-95
33A-1-1/8.....	83	34523.....	343	35213.....	173	35745.....	136	37155B.....	94
33A-1-3/8.....	83	34524.....	343	35215.....	174	35746.....	136	37156.....	92-95
33A-3/4.....	83	34525.....	350	35216.....	174	35747.....	136	37156B.....	94
33A-3/8.....	83	34528.....	350	35217.....	174	35750.....	136	37157.....	92-95
33A-5/8.....	83	34529.....	350	35283.....	159, 171	35763.....	159	37157B.....	94
33A-7/8.....	83	34555.....	345	35284.....	159, 171	35766.....	159	37171.....	159
33AR-6.....	83	34556.....	350	35285.....	159, 171	35884.....	79	37179.....	154
33L-1.....	83	34574.....	350	35300.....	155, 159	35887.....	216	37186.....	381
33L-1/2.....	83	34727.....	345	353-123.....	98	35905.....	127	37187.....	381
33L-1/4.....	83	34733.....	70-71	353-156.....	98	35908.....	136	37202.....	375
33L-1-1/2.....	83	34757.....	49	353-234.....	98	35909.....	136	37218.....	375
33L-1-1/4.....	83	34758.....	49	353-318.....	98	35919.....	136	37279.....	110, 115-117
33L-1-1/8.....	83	34941.....	49-50, 56	353-345.....	98	35930.....	136	37281.....	118
33L-3/4.....	83	34953.....	29, 99	35336.....	159	35936.....	79	37282.....	118
33L-3/8.....	83	34958.....	347	353-418.....	98	35955.....	211	373-T123.....	99
33L-5/8.....	83	34959.....	347	35356.....	81	36000.....	255	373-T234.....	99
33L-7/8.....	83	34960.....	347	35358.....	81	36018.....	50, 79	373-T345.....	99
34002.....	135	34980.....	81	353-614.....	98	36020.....	79	373-TVAR.....	99
34027.....	142	34983.....	60-61	353-618.....	98	36022.....	79	373-U123.....	99
34081.....	190	34995.....	82	353-624.....	98	36171.....	46	373-U234.....	99
34084.....	197	34996.....	81, 82	353-646.....	98	36172.....	46	373-U300.....	99
34136.....	156, 158, 171	34997.....	82	353-656.....	98	36173.....	46, 53	373-U345.....	99
34137.....	156, 158, 171	34A-1.....	83	35369.....	195	36202.....	211	373-UVAR.....	99
34138.....	156, 158, 171	34A-1/2.....	83	353-804.....	98	36278.....	45-46	37600.....	9, 224
34187.....	197	34A-3/4.....	83	353-814.....	98	36279.....	46, 50-51, 53, 56,	37614.....	68, 385
34188.....	190	34A-3/8.....	83	353-818.....	98		61, 64, 66	37623.....	94
34198.....	123	34A-5/8.....	83	353-956.....	98	36282.....	53, 56, 66, 68	37624.....	94
34200.....	122	34A-7/8.....	83	353-966.....	98	36284.....	46, 50-51, 61, 64	37626.....	94
34201.....	118	34AR-6.....	83	353-969.....	98	36296.....	113	37628.....	94
34202.....	118	35012.....	411	35400.....	121	36313.....	384	37630.....	94
34203.....	190	35014.....	411	35430R.....	410	36314.....	384	37663.....	155
34205.....	120	35016.....	411	35431.....	410	36315.....	384	37728.....	385
34208.....	120	35043.....	362	35450.....	350	36402.....	79	37729.....	63, 68, 222, 385
34209.....	124	35057.....	362	35455.....	410	36414.....	79	37835.....	146
34210.....	124	35068.....	365	35456.....	410	3648.....	361, 368	37868.....	80
34288.....	61	35094.....	111	35457.....	410	36489.....	42, 44	37869.....	80
34291.....	60-61	35095.....	111	35458.....	410	36490.....	42, 44	37870.....	80
34292.....	60-61	35096.....	111	35459.....	410	36506.....	53	37871.....	80
34293.....	60-61	35097.....	111	3548.....	367-368	36508.....	46	37903.....	94
34299.....	60-61	35098.....	157-158, 171	35482.....	111	36587.....	381	37907-50.....	146
34300.....	60-61	35100.....	157-158, 171	35483.....	111	3660.....	361, 368	37908-50.....	146
34321.....	125	35101.....	157-158, 171	35484.....	111	36617.....	77	37909-25.....	146
34329.....	124-125	35158.....	46, 50-51, 61	3548GB.....	385	36659.....	80	37910-25.....	146
34340.....	124-125	35159.....	46, 50-51, 53, 56, 61	35577.....	130	36662.....	80	37911-50.....	146
34342.....	125	35160.....	46, 50-51	35592.....	130	36664.....	80	37912-25.....	146
34344.....	124-125	35161.....	46, 50-51, 53, 56	35605.....	155, 167	36685.....	50, 56	37913-25.....	146
34357.....	48	35162.....	46, 50-51, 53, 56, 61	35607.....	167	36687.....	56	37917-1.....	146
34358.....	67	35163.....	46, 50-51, 61	35611.....	60-61	36688.....	56	37917-10.....	142-143, 145-146
34359.....	67	35164.....	46, 50-51, 53,	35614.....	60-61	36689.....	56	37918-5.....	142-143, 145-146
34360.....	64-65		55-56, 61	35615.....	60-61	36690.....	50	37919-5.....	146
34361.....	64-65	35165.....	46, 50-51, 61	35616.....	60-61	36691.....	50	37920-5.....	142-143, 145-146
34362.....	156-157, 170	35166.....	46, 50-51	35617.....	51	36692.....	50	37921-5.....	142-143, 145-146
34369.....	383-384	35167.....	46, 50-51	35708.....	96	36693.....	50	37922-5.....	146
34392.....	142	35168.....	46, 50-51, 53, 56, 61	35711.....	120	36697.....	113	37923-5.....	142-143, 145-146
34401.....	79	35169.....	46, 50-51, 61	35712.....	96	36745.....	374	37959.....	146
34403.....	79	35177.....	46	35713.....	96	3678GB.....	81	38067.....	85
34410.....	56, 63-66, 79	35178.....	46	35714.....	96	36849.....	137	38068.....	85
34411.....	79	35179.....	46	35715.....	96	36850.....	137	38069.....	85
34418.....	71	35180.....	46	35716.....	96	3687GB.....	385	38072.....	85
34420.....	71	35181.....	46	35717.....	96	36882.....	53, 56, 66	38073.....	85
34421.....	70-71, 75	35182.....	46	35718.....	96	36910.....	53	38074.....	85
34427.....	71	35192.....	53	35719.....	96	36924.....	335	38077.....	85
34429.....	71	35193.....	53, 56	35720.....	96	36925.....	335	38078.....	85
34436.....	71	35196.....	71	35721.....	96	36926.....	335	38079.....	85
34437.....	71	35197.....	71	35722.....	96	36927.....	335	38082.....	85
34441.....	71	35198.....	71	35723.....	96	36928.....	334-335	38083.....	85

38084.....	85	38688.....	87	39297.....	176	438-5BP.....	134	45470.....	262
38087.....	85	38689.....	87	39298.....	176	438-5H.....	134	45471.....	263
38088.....	85	38690.....	87	39302.....	176	438AV.....	53	45472.....	263
38089.....	85	38691.....	87	39303.....	176	439-1.....	134, 137	45473.....	264
38092.....	85	38696.....	87	39304.....	176	439-100.....	135	45476.....	260
38093.....	85	38717.....	360	39306.....	176	439-2.....	135, 137	45477.....	261
38094.....	85	38718.....	360	39308.....	176	439AV.....	53-54, 66	45478.....	261
38097.....	85	38719.....	362	394AVBB.....	45	440AV.....	45-49, 51, 53-54, 59, 61, 63-64, 66-67	45479.....	262
38098.....	85	38720.....	365	39660.....	378	440AVP.....	45-46	45480.....	236, 244
38099.....	85	38722.....	363	39661.....	378	441-2.....	166	45481.....	234, 261, 263
38102.....	85	3872D.....	84	39664.....	378	441-2-1/2.....	166	45482.....	234, 260-261, 262-264
38103.....	85	38733.....	373	39666.....	378	441-3.....	166	45483.....	277
38104.....	85	38744.....	84	39780.....	116	441-3-1/2.....	166	45485.....	262
38112.....	85	38745.....	84	39790.....	136	441-4.....	166	45486.....	263
38113.....	85	38746.....	84	39791.....	134	441-5.....	166	45487.....	264
38114.....	85	38750.....	84	39849.....	175	441-6.....	166	455.....	160
38117.....	85	38751.....	84	39850.....	175	441AV.....	53-54, 66	45500.....	243
38118.....	85	38752.....	84	39860.....	55	442AV.....	45-49, 51, 53-54, 59, 61, 63-64, 66-67	45501.....	243
38119.....	85	38753.....	84	39872.....	89	442AVP.....	45-46	45504.....	225, 241, 244, 279
38122.....	85	38756.....	84	39873.....	94	4435.....	147	45505.....	243
38123.....	85	38757.....	84	39893.....	94	4436.....	147	45507.....	243
38124.....	85	38758.....	84	39902.....	175	4437.....	147	45508.....	243
38128.....	85	38774.....	373	39903.....	175	445.....	150, 156-157, 158-160, 163	45509.....	243
38129.....	85	38778.....	119	39904.....	175	4451AV.....	102	45516.....	238, 260-261, 263
3812D.....	84	38780.....	114	39905.....	175	4457AV.....	102	45517.....	238
38133.....	85	38786.....	334	39913.....	84	44999.....	212	45518.....	238
38134.....	85	38787.....	334	39914.....	84	45000.....	9, 224	45540.....	243
38148.....	114	38788.....	334	399-14A.....	101	45004.....	396	45541.....	243-244
3824D.....	84	38789.....	334	399-18A.....	101	45019.....	223	45545.....	242
38316.....	44, 68, 385	38793.....	190	399-24A.....	101	45020.....	223	45553.....	240, 244
38324.....	89	38794.....	197	39971.....	116	45039.....	236	45556.....	242
38325.....	89	38863.....	114	3XT 36.....	87	45040.....	236, 263	45557.....	242
38326.....	89	389-1014.....	101	3XT 54.....	87	45055.....	259	45558.....	242
38327.....	89	389-1418.....	101	3XT 72.....	87	45206.....	187, 192	45559.....	242
38328.....	89	389-24.....	101	4016 GB.....	386	45207.....	187, 192	45562.....	242
38329.....	89	38962.....	114	4017 GB.....	386	45211.....	192	45563.....	242
38330.....	89	38991.....	94	4018GB.....	385	45212.....	192	45565.....	243
38331.....	89	390.....	143	402K.....	255	45218.....	192	45566.....	243-244
38332.....	89	39051.....	143	402R.....	255, 261	45228.....	192	45570.....	243
38333.....	89	39063.....	143	402T.....	255, 261	45240.....	200	45571.....	243
38334.....	89	39106.....	176	4033GB.....	385	45241.....	200	45572.....	279
38336.....	89	39107.....	176	405.....	170	45242.....	200	45574.....	242
38350.....	87	39108.....	176	406.....	170	45242.....	200	45575.....	240, 244, 261-263
3836D.....	84	39109.....	176	408.....	387	45272.....	260	45576.....	236, 245
38390.....	89	39110.....	176	409.....	387	45276.....	259	45577.....	236, 246, 261, 263
38405.....	128	39111.....	176	412.....	387	45277.....	192	45578.....	237, 245, 260-261
38406.....	128	39112.....	176	413.....	387	45281.....	192	45579.....	237, 244, 260-263
38407.....	128	39113.....	176	414.....	387	45282.....	192	45580.....	237
38408.....	128	39114.....	176	417.....	387	45300.....	268	45581.....	237
38409.....	128	39115.....	176	418.....	387	45306.....	268	45582.....	242
38456.....	65-66	39116.....	176	41834.....	385	45315.....	245	45586.....	277, 281-282
38466.....	120	39117.....	176	41877.....	385	45316.....	245	45589.....	278, 281-282
38467.....	120	392.....	143	41941.....	385	45321.....	245	45593.....	277, 281
38504.....	94	39243.....	147	421.....	387	45322.....	245	45598.....	279
38505.....	94	39244.....	147	422.....	387	45323.....	245, 261	45599.....	279, 281
38506.....	94	39245.....	147	4236AV.....	82	45324.....	245, 260, 263	456.....	160
38507.....	94	39255.....	175	424.....	387	45325.....	245	45612.....	280-281
38520.....	64-65	39257.....	175	430.....	146	45326.....	245, 247	45637.....	278, 281
38522.....	92-95	39259.....	175	430-500.....	146	45327.....	245	45639.....	281
38522B.....	94	39261.....	175	430R.....	146	45328.....	245	45644.....	281
38524.....	94	39263.....	175	431.....	146	45333.....	188	45651.....	280-281
38526.....	94-95	39265.....	175	434.....	147	45334.....	188	45655.....	281
38529.....	94	39274.....	175	435.....	147	45378.....	188	45656.....	280
38583.....	335	39276.....	175	436-10.....	137	45379.....	188	45657.....	237
3858D.....	84	39278.....	175	436-5.....	137	45380.....	188	45677.....	237, 245
38594.....	143	39280.....	175	437AV.....	53	45381.....	188	45726.....	246
38624.....	142	39282.....	175	438-10.....	134	45382.....	188	45727.....	246
38650.....	114	39284.....	175	438-10BP.....	134	45383.....	188	45728.....	246
38659.....	363	39286.....	175	438-10SS.....	135	45466.....	260	45730.....	246
38668.....	84	39288.....	175	438-20.....	134	45467.....	261	45731.....	246
38678.....	84	39290.....	176	438-20BP.....	134	45468.....	261	45732.....	246
38685.....	87	39294.....	176	438-20SS.....	135	45469.....	240, 262	45733.....	246
38686.....	87	39295.....	176	438-2X.....	135				
38687.....	87	39296.....	176	438-5.....	134				

45734.....	245	470 / 8.....	228	50765.....	81	53824.....	126	54729.....	26
45735.....	245	470 / 10.....	228	508.....	110-111	53892.....	81	54736.....	5
45737.....	244	470 / 12.....	228	50806.....	386	53904.....	368	54737.....	5
45738.....	244	471 / 6.....	228	50807.....	385	539-100.....	135	54738.....	5
45739.....	244	471 / 8.....	228	50823.....	385	539-50.....	135	54739.....	5
45740.....	244	471 / 10.....	228	50848.....	119	53950.....	368	54740.....	5
45742.....	244	471 / 12.....	228	508S.....	266, 338, 340	53951.....	368	54744.....	7
45743.....	244	4717AV.....	102	508SR.....	266, 340	540-100.....	136	54997.....	368
45744.....	244	472 / 8.....	228	508ST.....	266, 340	540-12.....	138	54998.....	368
45745.....	244	472 / 10.....	228	50954.....	161	540-15.....	139	55075.....	408
45747.....	244	472 / 12.....	228	50962.....	81	540-18.....	139	55124.....	368
45748.....	245	472 / 18.....	228	50975.....	126	540-24.....	138	55225.....	88
45749.....	245	473 / 8.....	228	5102.....	347	540-50.....	136	55294.....	368
45750.....	244	473 / 12.....	228	51059.....	386	540-6.....	139	55456.....	297
45751.....	244, 262-263	473 / 18.....	228	510LS.....	296-297	54167.....	44, 63, 385	55482.....	21
45753.....	244	474 / 10.....	228	51185.....	126	54168.....	44, 63, 385	55483.....	20
45755.....	244	474 / 12.....	228	512.....	110-111	54169.....	44, 63, 68, 385	55484.....	20
45756.....	244	474 / 18.....	228	51208.....	177	54170.....	44, 63, 68, 385	55485.....	20
45758.....	244	47439.....	264	5123.....	346	542-150.....	136	55494.....	22
45760.....	244, 261-263	475 / 12.....	228	5135AV.....	53	542-200.....	136	55495.....	22
45770.....	244	475 / 18.....	228	5136AV.....	53	542-250.....	136	55496.....	22
45771.....	244	476 / 12.....	228	51376.....	81-82	54274.....	88-89	55497.....	22
45773.....	244	476 / 18.....	228	51434.....	165	54284.....	143	55498.....	22
45775.....	244	477 / 12.....	228	51488.....	372	54295.....	89	55499.....	22
45776.....	244	477 / 18.....	228	5152B2K.....	292	54303.....	119	555®.....	116-118
45778.....	244	478 / 16.....	228	5152B3K.....	292	54644.....	12	555.....	110, 116
45780.....	244	478 / 18.....	228	5152B6K.....	292	54645.....	12	55500.....	22
45823.....	223, 238, 278	478 / 22.....	228	5152BEU.....	292	54646.....	12	55501.....	22
45824.....	223, 238, 277	479 / 16.....	228	5152BIU.....	292	54647.....	12	555-22.....	116
459.....	168	479 / 18.....	228	51593.....	126	54648.....	13	555B.....	293-294, 305
46010.....	239, 260	479 / 25.....	228	516.....	110-111	54649.....	12	555C.....	117
46020.....	239, 260	480 / 20.....	228	51674.....	126	54650.....	12	555E.....	110, 116
46021.....	239, 260	480 / 25.....	228	51688.....	385	54651.....	12	555EC.....	117
46022.....	239, 260-264	4848.....	362, 368	52000.....	407	54652.....	12	555I.....	110, 116
46023.....	239, 260-264	4860.....	362, 368	52000D.....	407	54653.....	12	555IC.....	117
46024.....	239, 260	4872.....	362, 368	52005.....	406	54654.....	12	555R.....	110, 116
46040.....	264, 270	4872R.....	362, 368	52005D.....	406	54655.....	12	555RC.....	117
46050.....	270	48788.....	207	5201.....	347	54656.....	13	556MT.....	293-294, 305
46060.....	259	48802.....	207	52010R.....	407	54657.....	13	557B.....	290, 293, 295, 305
46065.....	259	488-2.....	167	52011.....	407	54658.....	13	558B.....	293, 295, 305
46070.....	259	48820.....	207	52015.....	407	54659.....	13	5600.....	396
46116.....	243	48824.....	207	52016.....	407	54660.....	13	56051.....	394
46117.....	243	488-3.....	167	52040.....	407	54661.....	11	560XL.....	284, 305
46118.....	243	48844.....	385	52041.....	407	54664.....	16	56288.....	194
462-1.....	388	48845.....	385	52042.....	407	54665.....	16	56292.....	194
462B.....	388	489.....	167	52091.....	395	54666.....	16	56293.....	194
462-Q.....	388	49981.....	284	521.....	338	54667.....	16	56294.....	194
46241.....	247	4XT 36.....	87	52144.....	81, 82	54668.....	16	562K-101.....	306
46242.....	247	4XT 54.....	87	521A.....	267, 338, 341	54669.....	16	562K-105.....	306
46243.....	247	4XT 72.....	87	521R.....	267, 341	54670.....	16	562K-106.....	306
463-1.....	388	50017144.....	368	521T.....	267, 341	54671.....	15	56300.....	9
463-Q.....	388	50017187.....	368	52284.....	370	54672.....	25	56301.....	26
4640AV.....	53	500CA.....	265, 339	52285.....	370	54673.....	25	56303.....	11
4641AV.....	53	501.....	265, 338, 339	522B.....	293, 305	54674.....	25	56304.....	12
46500.....	31, 141, 260, 264	501R.....	265, 339	522B-HP.....	293, 305	54675.....	25	56305.....	12
46503.....	141	501T.....	265, 339	52352.....	177	54676.....	25	56308.....	14
46533.....	31, 141	50283.....	119	523B-13/15.....	290, 305	54677.....	25	56310.....	14
46534.....	31, 141	503.....	368, 374	52466.....	374	54678.....	25	56311.....	18
467.....	388	50302.....	121-124, 150, 164-166	5250.....	347	54679.....	25	56312.....	18
468.....	259	50303.....	370, 373	52500.....	394-395	54688.....	17	56313.....	18
46800.....	242, 246, 261	50386.....	385	52515.....	385	54689.....	17	56314.....	18
46801.....	242, 245, 260-261, 263	504.....	177	525-30.....	284	54691.....	17	56315.....	18
46808.....	242	50423.....	102	525-30-PCX.....	284	54693.....	17	56316.....	18
46824.....	242, 263	5052B2K.....	292	525-60.....	283	54695.....	17	56317.....	18
46826.....	242	5052B3K.....	292	525-60-APC.....	283	54696.....	18	56318.....	18
46830.....	242	5052B6K.....	292	525-60-PCX.....	283	54697.....	19	56319.....	18
468C.....	259	5052BE2.....	292	525-60RL-APC.....	283	54698.....	31	56320.....	20
468R.....	259, 262	5052BIU.....	292	525-90.....	282	54701.....	4	56321.....	20
468T.....	259, 262	5060.....	368	52867.....	119	54702.....	4	56322.....	20
469 / 6.....	228	5060MESH.....	364	53014.....	126	54707.....	7	56323.....	21
469 / 8.....	228	50642.....	68	53091.....	165	54709.....	7	56325.....	24
469 / 10.....	228	50700.....	164	53259.....	372	54717.....	6	56326.....	24
469 / 6.....	228	50753.....	81	53389.....	116-117	54718.....	6	56327.....	24
		50760.....	385	538-10.....	134	54719.....	6	56328.....	24

56329.....	24	5778.....	344-345	60043.....	71	60239.....	69	60565.....	301
56332.....	24	5778-C.....	345	60045.....	71	60242.....	69	60566.....	297
56333.....	24	5778TL.....	345	60047.....	71	60243.....	69	60567.....	294
56334.....	32	5779.....	346, 358	60048.....	71	60246.....	46	60568.....	295
56335.....	32	578.....	176	60049.....	71	60249.....	69	60570.....	280
56336.....	32	5783.....	350	6005.....	158	60250.....	69	60571.....	280
56337.....	33	5786.....	350	60050.....	71	60258.....	69-71	60572.....	302
56338.....	35	579.....	176	60051.....	71	60287.....	70	60573.....	303
56339.....	33	57E8-101.....	306	60052.....	71	60288.....	70	60574.....	303
56340.....	33	57LC-LFM.....	306	60053.....	71	60289.....	70	60575.....	303
56341.....	34	57LC-LM5.....	306	60054.....	71	60298.....	269	60576.....	302
56342.....	35	57LC-LM6.....	306	60055.....	71	60299.....	270	60576MT.....	292, 305
56343.....	35	57MU-LFM.....	306	60056.....	71	603.....	156-157, 368, 374	60577.....	303
56344.....	35	57MU-LM5.....	306	60057.....	71	60351.....	265, 339	60579.....	301
56347.....	34	57MU-LM6.....	306	60058.....	71	60352.....	265, 267, 339	60580.....	297
56348.....	34	580XL.....	305	60059.....	71	60353.....	265, 339	60581.....	297
56349.....	36	580XL-FC.....	285	60060.....	71	60354.....	265, 339	60582.....	297
56350.....	36	580XL-SC.....	285	60061.....	71	60355.....	265, 339	60583.....	250
56351.....	37	580XL-ST.....	285	60062.....	71	60357.....	266, 340	60584.....	255
56352.....	38	58182.....	390, 413	60063.....	71	60358.....	266, 340	60585.....	302
56356.....	202	5860.....	365, 368	60064.....	71	6036.....	165	60586.....	302
56358.....	158	5878.....	357	60065.....	71	60360.....	266, 340	60587.....	302
56359.....	158	5880.....	344-345, 357	60066.....	71	60361.....	266, 340	60588.....	302
56360.....	159	5880-C.....	345	60067.....	71	60362.....	267	60589.....	303
56361.....	159	5882.....	344-345, 357	60068.....	71	60363.....	266, 340	60590.....	302
56362.....	160	5882-C.....	345	60069.....	71	60364.....	266, 340	60591.....	303
56363.....	159	5883.....	345	60070.....	71	60366.....	266, 340	60592.....	302
563K-101.....	306	5890-FC.....	287	60071.....	71	60367.....	266, 340	60593.....	303
563K-105.....	306	5890-SC.....	287	60072.....	71	60368.....	267	60594.....	303
563K-106.....	306	5890-ST.....	287	60073.....	71	6037.....	155, 167	60595.....	302
56511.....	394	590.....	145	60074.....	71	60374.....	255	60596.....	303
56512.....	395	591.....	144-145	60075.....	71	60376.....	255, 261	60597.....	302
56514.....	392	592.....	144-145	60076.....	71	60377.....	255, 261	60598.....	302
5660L.....	363, 368	595.....	142-146	60077.....	70	60378.....	255	60599.....	302
5660LH.....	363, 368	597.....	179	60078.....	70	60379.....	259, 262	606.....	146
566K-101.....	306	598.....	179	60079.....	70	60380.....	259, 262	60600.....	302
566K-105.....	306	599.....	179	60098.....	70	60381.....	259	60601.....	303
566K-106.....	306	5990.....	344	60101.....	69	60382.....	259	60602.....	303
5670-FC.....	286	59912.....	395	60102.....	69	604.....	146	60603.....	303
5670-SC.....	286	60001.....	70	60103.....	69	60480.....	248	60604.....	303
5670-ST.....	286	60002.....	70	60104.....	69	60482.....	266, 340	60605.....	303
5680-FC.....	287	60003.....	70	60105.....	69	60487.....	263-264, 269	60605.....	303
5680-SC.....	287	60005.....	70	60106.....	69	60489.....	269	60606.....	303
5680-ST.....	287	60006.....	70	60107.....	69	60492.....	269	60607.....	291
5690-FC.....	287	6000S.....	250	60108.....	69	60493.....	269	60608.....	291
5690-SC.....	287	600LS.....	250	60109.....	69	605.....	146	60609.....	291
5690-ST.....	287	6001.....	152, 155, 158	60110.....	69	60511.....	269	60610.....	291
56E2-101.....	306	6001-22.....	155, 158	60111.....	69	60520.....	274	60611.....	291
56E2-105.....	306	60016.....	70	60112.....	69	60522.....	275	60614.....	291
56E2-106.....	306	60017.....	70	60114.....	69-71, 73	60525.....	272	60615.....	291
56LC-LFM.....	306	60018.....	70	60115.....	69-71, 75	60526.....	271	60616.....	291
56LC-LM5.....	306	60019.....	70	60116.....	75	60527.....	272	60617.....	291
56LC-LM6.....	306	60020.....	70	60117.....	69-71, 75	6052B2K.....	290	60618.....	291
56MU-LFM.....	306	60021.....	70	60118.....	70-71, 75	60530.....	298	60623.....	292
56MU-LM5.....	306	60023.....	70	60120.....	69-71	60531.....	299	60624.....	292
56MU-LM6.....	306	60024.....	70	60165.....	69-71	60533.....	299	60625.....	292
5702.....	346, 358	60025.....	71	60166.....	69-70, 75	60536.....	299	60626.....	292
5708.....	343, 358	60026.....	71	60167.....	69-70, 71	60538.....	296	60627.....	292
5708-C.....	343	60027.....	71	60168.....	70	60539.....	296	60631.....	292
5708i.....	343, 358	60029.....	71	60169.....	70	60548.....	293	60632.....	292
5708i-C.....	343	60030.....	71	60170.....	70	60549.....	293	60633.....	292
570XL.....	305	60031.....	71	60171.....	70	60550.....	290	60634.....	292
570XL-FC.....	285	60032.....	71	60172.....	70	60552.....	294	60635.....	292
570XL-SC.....	285	60033.....	71	60173.....	70	60553.....	295	60658.....	306
570XL-ST.....	285	60034.....	71	60174.....	70	60555.....	292	60659.....	306
5710.....	350	60035.....	71	60175.....	70	60556.....	249	60660.....	306
5712.....	345	60036.....	71	60176.....	70	60556MT.....	290, 292, 305	60661.....	306
5713.....	350	60037.....	71	60177.....	70	60557.....	252	60662.....	306
5715.....	350	60038.....	71	60178.....	70	60558.....	254	60663.....	306
5723.....	358	60039.....	71	60179.....	70	60559.....	256	60664.....	306
572J-101.....	306	6004.....	158	60234.....	70	60560.....	249	60665.....	306
5760.....	363, 368	60040.....	71	60235.....	70-71	60561.....	253	60666.....	306
5760TD.....	363, 368	60041.....	71	60237.....	46	60562.....	297	60667.....	306
576J-101.....	306	60042.....	71	60238.....	69	60564.....	300	60668.....	306

60669.....	306	61013.....	70	645-011.....	88	695.....	121	70521.....	402
60670.....	306	61028.....	71	645-022.....	88	69550.....	412	70522.....	402
60671.....	306	610-5.....	145	645-1.....	88	696.....	368	70522D.....	402
60672.....	306	61080.....	70	645-11/16.....	88	69620NT.....	412	70523.....	402
60673.....	306	61083.....	70	645-1-1/16.....	88	69635NTF.....	412	70532.....	402
60674.....	306	61086.....	70	645-1-1/2.....	88	697.....	368	70533.....	402
60675.....	306	61089.....	70	645-1-1/4.....	88	70007X.....	406	70558.....	402
60680.....	306	61092.....	70	645-1-1/8.....	88	70010.....	406	70558D.....	402
60681.....	306	61095.....	70	645-13/16.....	88	70011.....	406	706.....	187, 193
60682.....	306	611.....	145	645-1-3/4.....	88	70012.....	406	70614.....	391
60684.....	301	61125.....	70	645-1-3/8.....	88	70013.....	406	70710.....	409
60686.....	291-292, 294-296, 298-301	612.....	145	645-1-5/16.....	88	70015.....	404	70711.....	409
60687.....	303	612-2.....	145	645-1-7/16.....	88	70015D.....	404	70713.....	409
60689.....	280	613.....	143, 145	645-1-7/32.....	88	70017D.....	404-405	70714.....	409
60690.....	280	61370.....	399	645-2.....	88	70018.....	406	70715.....	409
60691.....	280	614.....	145	645-2-1/2.....	88	70020.....	406	70840X.....	391
60692.....	280	615.....	145	645-2-1/4.....	88	70021.....	406	70849X.....	392
60694.....	304	616.....	145	645-2-1/8.....	88	70027.....	404	70850X.....	392
60695.....	304	617.....	145	645-2-3/8.....	88	70027D.....	404	709.....	77
60696.....	304	618.....	142, 144-145	645-2-5/8.....	88	70029.....	404	70901X.....	391
60697.....	302	619.....	142, 144-145	645-3.....	88	70029D.....	404	70903X.....	391
60698.....	302	61PTS-1.....	80	645-3/4.....	88	70030.....	405	70905X.....	391
60699.....	302	61PTS-3/4.....	80	645-5/8.....	88	70030D.....	405	70907X.....	392
606AS.....	87	61PTS-5/8.....	80	645-7/8.....	88	70040.....	406	70908X.....	392
607.....	146	61PTS-7/8.....	80	646.....	145	70045.....	406	70912X.....	392
60700.....	302	620K.....	256	647.....	377	70046D.....	406	70913X.....	392
60701.....	302	621.....	145	650.....	164	70051D.....	406	70914X.....	392
60702.....	303	622.....	145	65008.....	397	70054.....	406	70915X.....	392
60703.....	302	623.....	145	6501.....	152, 157	70056D.....	405	70916X.....	393
6072.....	166	624.....	177	6501-22.....	157	70057D.....	405	70917X.....	393
60727.....	292	624L.....	177	65013.....	397	70060.....	406	70918X.....	393
60733.....	306	624S.....	177	65018.....	391, 397	70061D.....	406	70919X.....	393
60734.....	306	625-001.....	89	6503.....	157	70065.....	405	70920X.....	393
60735.....	306	625-002.....	89	650391700.....	274	70066.....	406	70921X.....	393
60736.....	306	625-1.....	89	6505.....	157	70075.....	407	70945X.....	393
60737.....	306	625-1-1/2.....	89	6505-22.....	157	700C.....	256	70946X.....	393
60738.....	306	625-1-1/4.....	89	651.....	155, 164	70105.....	404	710.....	77
60740.....	275	625-1-1/8.....	89	652.....	164	70105D.....	404	71019.....	405
60752.....	271-272	625-13/16.....	89	653.....	164	70115.....	403	71021.....	392
60754.....	274	625-1-3/4.....	89	654.....	156-157, 170	70116.....	403	711C.....	77
60755.....	276	625-1-3/8.....	89	655.....	88	70142.....	405	711CS.....	256
60756.....	275	625-1-7/32.....	89	656.....	377	70143.....	405	711K.....	254
60764.....	274	625-2.....	89	657.....	377	70150.....	402	711M.....	77
60765.....	268	625-2-1/2.....	89	658.....	169	70151.....	402	71259L.....	392
60766.....	268	625-3/4.....	89	659.....	169	70152.....	402	71271.....	392
60767.....	268	625-7/8.....	89	660.....	88	70153.....	402	71272.....	391
60768.....	268	629.....	177	668.....	374	70154.....	402	71273.....	391-392
60769.....	268	62PTS-1.....	80	66PT-1.....	80	70155.....	402	71279.....	391-392
60770.....	268	62PTS-11/16.....	80	66PT-1/2.....	80	70156.....	402	71280.....	392
60771.....	268	62PTS-13/16.....	80	66PT-11/16.....	80	70157.....	402	712A100.....	77
60772.....	268	62PTS-3/4.....	80	66PT-1-1/4.....	80	70159.....	403	712A1000.....	77
60773.....	268	62PTS-5/8.....	80	66PT-1-1/8.....	80	70160.....	403	712P.....	87
60774.....	268	62PTS-7/8.....	80	66PT-13/16.....	80	70161.....	403	713.....	76
60775.....	268	63002.....	395	66PT-15/16.....	80	70162.....	403	71351.....	391
60776.....	268	63004.....	394	66PT-3/4.....	80	70163.....	403	718.....	187, 193
60777.....	251	63005.....	394	66PT-5/8.....	80	70164.....	403	718F.....	187, 193
60785.....	269-270	63006.....	395	66PT-7/8.....	80	70166.....	403	71945.....	27
60798.....	267	631.....	165	6701.....	358	70167.....	403	71BB.....	53
608.....	145	635.....	89	671.....	166	7017.....	254	720.....	69
60807.....	240	636.....	165	678.....	176	70235.....	403	72100.....	413
608-5.....	145	637.....	165	6800.....	152, 156	70240.....	408	72101.....	413
60853.....	272	638.....	165	6800-22.....	156	70241.....	408	721-1.....	46-49, 51, 59, 61, 63-64, 67
60886.....	271	639.....	164	6801.....	156	70243.....	404	721-1/2.....	46-51, 54, 59, 61, 63-64, 66-67
60887.....	253	640.....	152, 155, 159, 167	6802.....	156	70244.....	404	721-1/2P.....	46
609.....	145	64001.....	410	6805.....	156	70245.....	404	721-1-1/2.....	46-49, 51, 59, 61, 63-64, 67
609-5.....	145	64002.....	410	6805-22.....	156	70246.....	404	721-1-1/2P.....	46
60A-3/4.....	86	64004.....	410	6810.....	150	70247.....	404	721-1-1/4.....	46, 48-49, 51, 59, 61, 63-64, 67
61/62PTS-1-1/4.....	80	640-22.....	155, 159	683.....	377	70285.....	406	721-1-1/4.....	46, 48-49, 51, 59, 61, 63-64, 67
61/62PTS-1-1/8.....	80	643.....	159	684.....	377	70286.....	406	721-1-1/4.....	46, 48-49, 51, 59, 61, 63-64, 67
610.....	145	64350.....	395	687.....	377	70289.....	408	721-1-1/4.....	46, 48-49, 51, 59, 61, 63-64, 67
61004.....	70	644.....	170	690.....	142	70296.....	408	721-1-1/4.....	47
61007.....	70	645.....	159	691.....	144-145	703.....	368	721-1-1/4P.....	46
61010.....	70	645-001.....	88	69420NT.....	412	704.....	187, 193	7211BB-1.....	46
		645-002.....	88	69435NT.....	412	705.....	187, 193		

7211BB-1/2.....	46	730BB-2-1/8.....	53	7625.....	42, 62-63	825-1-11/16.....	92	84273.....	103
7211BB-1-1/2.....	46	730BB-2-3/4.....	53	7646.....	42, 64-66	825-1-13/16.....	92	84276.....	103
7211BB-1-1/4.....	46	730BB-3.....	53	7646Pg.....	65-66	825-13/16.....	92, 95	84299.....	103
7211BB-2.....	46	730BB-3/4.....	53	7646PgSB.....	64-65	825-1-3/16.....	92, 95	842H.....	111
7211BB-3/4.....	46	730EBB - 20.4.....	53	765.....	200	825-1-3/4.....	92, 95	843.....	110-111
7211EBB-15.2.....	46	730EBB-120.....	53	766.....	152, 161	825-1-3/8.....	92, 95	84305.....	103
7211EBB-18.6.....	46	730EBB-18.6.....	53	767.....	44, 64-66, 68	825-15/16.....	92	84329.....	103
7211EBB-20.4.....	46	730EBB-37.....	53	382, 385, 379	825-1-5/16.....	92	84335.....	103
7211EBB-28.3.....	46	730EBB-47.....	53	76807.....	195	825-1-5/8.....	92	84405.....	105
7211EBB-37.....	46	730EBB-60.....	53	76BB.....	53	825-1-7/16.....	92	84409.....	105
7211EBB-47.....	46	730EBB-82.....	53	7704SB.....	60-61	825-1-7/8.....	92, 95	84424.....	105
7211EBB-60.....	46	730MBB.....	53	7706SB.....	60-61	825-1-9/16.....	92	84425.....	105
721-1P.....	46	730PBB-2-5/8.....	53	773.....	187, 191	825-2.....	92, 95	84428.....	105
721-2.....	46-49, 51, 59,	730PBB-3-3/4.....	53	77-3/4P.....	45	825-2-1/16.....	92	84429.....	105
.....	61, 63-64, 67	730TBB.....	53	774.....	187, 191	825-2-1/2.....	92, 95	84463.....	104
721-2P.....	46	7310.....	65, 66	776.....	195, 197	825-2-1/4.....	92, 95	84466.....	104
721-3/4.....	46-49, 51, 59,	7310SB.....	64-65	777.....	110, 123, 385	825-2-1/8.....	92	84469.....	104
.....	61, 63-64, 67	735BB.....	54	777E975.....	123	825-2-3/4.....	92	84472.....	104
721-3/4P.....	46	7360SB.....	67	777HC755.....	123	825-2-3/8.....	92, 95	84475.....	104
7214E.....	51	7361SB.....	67	778.....	200	825-2-5/16.....	92	84478.....	104
7215E.....	51	737BB.....	54	77CS.....	248	825-2-5/8.....	92	84481.....	104
7216.....	51	738BB.....	53	77GX.....	249	825-2-7/8.....	92	84484.....	104
722.....	198	739BB.....	53	77GX2.....	249	825-2-9/16.....	92	84485.....	284
7235BB.....	47	73BB.....	53	77HP.....	248, 263-264	825-3.....	92, 95	84486.....	285
7237BB.....	47	740H-1-7/32.....	43	77HP/6A.....	248	825-3/4.....	92, 95	84487.....	285
7238SB.....	49	741BB.....	53	77HP/6AC.....	248	825-3-1/2.....	92	84488.....	285
724.....	77	742BB.....	53	77P-1.....	45	825-3-1/4.....	92, 95	84489.....	285
725-001.....	93	743BB.....	53	77P-1/2.....	45	825-3-1/8.....	92	84490.....	285
725-1-1/2.....	93	744.....	44	77P-1/2P.....	45	825-3-3/4.....	92, 95	84491.....	285
725-1-1/8.....	93	745H-1.....	43	77P-1-1/2.....	45	825-3-3/8.....	92	84492.....	286
725-1-3/4.....	93	745H-1/2.....	43	77P-1-1/2P.....	45	825-3-5/8.....	92, 95	84493.....	286
725-1-3/8.....	93	745H-1-1/2.....	43	77P-1-1/4.....	45	825-3-7/8.....	92	84494.....	286
725-2.....	93	745H-1-1/4.....	43	77P-1-1/4P.....	45	825-4.....	92	84495.....	287
725-2-1/2.....	93	745H-2.....	43	77P-1P.....	45	825-4-1/2.....	92, 95	84496.....	287
725-2-1/8.....	93	745H-3/4.....	43	77P-2.....	45	825-4-1/4.....	92	84497.....	287
725-3-5/8.....	93	745M-15.2.....	43	77P-2P.....	45	825-4-1/8.....	92, 95	84498.....	287
72541.....	413	745M-16.2.....	43	77P-3/4.....	45	825-4-3/4.....	92, 95	84499.....	287
725-4-1/2.....	93	745M-18.6.....	43	77U-1.....	45	825-4-3/8.....	92	845.....	111
725-4-1/8.....	93	745M-20.4.....	43	77U-1/2.....	45	825-5.....	92	84500.....	287
725-7/8.....	93	745M-25.4.....	43	77U-1-1/2.....	45	825-5/8.....	92, 95	84501.....	286
72638.....	413	745M-32.5.....	43	77U-1-1/4.....	45	825-5-1/2.....	92	84526.....	106
72676.....	413	745M-37.....	43	77U-2.....	45	825-6.....	92	84532.....	106
727.....	26, 187, 193, 234	745M-40.5.....	43	77U-3/4.....	45	825-7/8.....	92, 95	84538.....	106
727M.....	26, 187, 193	745M-47.....	43	7804.....	42	825-9/16.....	92	84544.....	106
72869V.....	413	745M-50.8.....	43	7804E.....	60-61	826S-1-1/8.....	93	84550.....	106
72949.....	413	745M-54.....	43	7804ESB.....	60-61	826S-1-3/4.....	93	84576.....	106
72955.....	413	745M-60.....	43	7804ISO.....	60-61	826S-1-3/8.....	93	84582.....	106
72BB.....	53	745M-64.....	43	7804SB.....	60-61	826S-2.....	93	84588.....	106
730-1/2.....	53	745R-1/2.....	43	7806SB.....	60-61	826S-2-1/2.....	93	84594.....	106
730100A.....	53	746.....	63-66	782.....	385	826S-7/8.....	93	846.....	111
730101A.....	53	746C.....	190	7904.....	42	826S.....	91, 93	84600.....	106
7304.....	54, 65	746SS.....	44	7904E.....	60-61	830.....	95	846-1-1/4.....	111
730-5/8.....	53	747.....	122	7904ESB.....	60-61	830P.....	95	847.....	130
7306.....	66	7475H.....	383, 385	7904ISO.....	60-61	830Pg.....	95	848.....	130
7306SB.....	64-65	749.....	195, 198	7904SB.....	60-61	830QS.....	91	849.....	130
7307.....	44	74BB.....	53	7906SB.....	60-61	830S.....	93	851.....	130
730-9/16.....	53	750.....	187, 190, 385	796.....	222	834.....	95	853.....	110, 115
7309E.....	56	7506.....	44	8 AWG.....	234	835.....	95	854.....	110, 114
730BB-1.....	53	750C.....	256, 263	800.....	222, 385	840.....	110-111	855.....	110, 114
730BB-11/16.....	53	750E975.....	190	800F1725.....	222	84003.....	104	857.....	130
730BB-1-1/16.....	53	750H767.....	190	8012.....	164	84006.....	104	859-4.....	131
730BB-1-1/2.....	53	751.....	190	8018.....	164	84009.....	104	8600.....	29
730BB-1-1/4.....	53	755.....	68, 122-123, 382, 385	801K.....	254	84012.....	104	860-1-1/2.....	129
730BB-1-1/8.....	53	756.....	187, 190	802.....	222	84015.....	104	860-3.....	129
730BB-13/16.....	53	756U.....	190	8024.....	164	84019.....	104	860-4.....	129
730BB-1-3/4.....	53	757.....	195, 197	802K.....	255	840H.....	111	861.....	28, 131
730BB-1-3/8.....	53	757U.....	197	803.....	368	841.....	109-111	862.....	28
730BB-15/16.....	53	758.....	195, 197	8060 DLX.....	366, 368	84110.....	103	864.....	28, 131
730BB-1-5/16.....	53	759.....	187, 192	825-1.....	92, 95	84111.....	103	865.....	28, 131
730BB-1-5/8.....	53	75BB.....	53	825-11/16.....	92	84112.....	103	866.....	102
730BB-1-7/8.....	53	760.....	187, 192	825-1-1/16.....	92	841H.....	111	86786.....	341
730BB-2.....	53	7606SB.....	62, 63	825-1-1/2.....	92, 95	842.....	110-111	86787.....	341
730BB-2-1/2.....	53	761.....	187, 191	825-1-1/4.....	92	84253.....	103	86788.....	267, 341
730BB-2-1/4.....	53	7610SB.....	62-63	825-1-1/8.....	92, 95	84256.....	103	86795.....	139

86796.....	139	89215.....	17	89825.....	288	901-12.....	81	956LN.....	304
868.....	102	89216.....	17	89826.....	288	901B.....	301	956US.....	304
869 / 8.....	229	89217.....	17	89827.....	288	902-18.....	81	956WW.....	304
86999.....	344	89218.....	14	89828.....	288	902-24.....	81	95925.....	4
870.....	102	89219.....	14	89829.....	288	904-5-1/2.....	81	95926.....	5
870 / 8.....	229	89220.....	14	89830.....	288	904-5-1/2.....	82	95927.....	7
870 / 10.....	229	89221.....	14	89831.....	288	904H-12.....	81	95928.....	26
87073.....	345	89222.....	17	89832.....	288	904H-18.....	81	95929.....	12
871 / 8.....	229	89223.....	17	89833.....	288	904H-24.....	81	95930.....	11
871 / 10.....	229	89224.....	17	89834.....	288	906.....	370	95932.....	35
87121.....	344	89225.....	15	89835.....	288	909.....	370	95933.....	14
87136.....	310	89228.....	16	89836.....	288	90ACK.....	291-292, 294-296, 298-301	960 SAPS.....	384-385
872 / 8.....	229	89229.....	16	89837.....	288	90SOC.....	303	970914C.....	392
872 / 12.....	229	89230.....	16	89838.....	288	910.....	372	975.....	122-123, 383, 385
873 / 10.....	229	89231.....	16	89839.....	288	911.....	373	9753-11C.....	18
873 / 13.....	229	89232.....	16	89840.....	288	914.....	370	9753-12C.....	19
874 / 12.....	229	89233.....	16	89841.....	288	914B.....	287	9753-13C.....	19
875 / 14.....	229	89234.....	16	89842.....	288	915B.....	287	976.....	385
876 / 14.....	229	89235.....	16	89843.....	288	915B.....	287	980.....	122-123, 379, 384-385
877 / 14.....	229	89236.....	16	89844.....	288	916.....	374	980-22.....	384
87AV.....	53, 55-56	89237.....	16	89845.....	288	91AV.....	53, 55	980-22FS.....	384
88.....	273, 397	89238.....	37	89846.....	288	920XC-13A.....	288-289	980-22PS.....	384
880.....	110, 122, 385	89239.....	38	89847.....	288	920XC-15A.....	288-289	9858-11.....	34
880E975.....	122	89246.....	38	89848.....	288	920XC-20C.....	288-289	9858-12.....	34
880H755.....	122	89249.....	19	89849.....	288	921.....	86	99104.....	84-85
880PVC.....	122	89250.....	4	89850.....	288	921-12.....	86	99105.....	84-85
881.....	110, 120, 385	89251.....	6	89851.....	288	921-18.....	86	9952-11.....	26
881BASIC.....	120	89252.....	6	89852.....	288	921-24.....	86	9952-12.....	26
881CT.....	110, 120	89253.....	6	89853.....	288	921-36.....	86	9953-11.....	18
881CTD.....	120	89254.....	5	89854.....	288	92335.....	16	9953-13.....	14
881CTDE980.....	120	89255.....	5	89855.....	288	925-001.....	90	9953-14.....	14
881CTE980.....	120	89256.....	5	89856.....	288	925-002.....	90		
881E980.....	120	89257.....	5	89857.....	288	925-011.....	90		
882.....	110, 118, 385	89258.....	5	89858.....	288	925-022.....	90		
882CB.....	110, 118	89259.....	7	89859.....	288	925-1-1/8.....	90		
882CB-E975.....	118	89260.....	7	89860.....	288	925-1-3/4.....	90		
882CB-H755.....	118	89262.....	4	89861.....	288	925-1-3/8.....	90		
882-E975.....	118	89263.....	4	89862.....	288	925-1-5/16.....	90		
882-H755.....	118	89264.....	4	89863.....	288	925-1-7/32.....	90		
882RI-G1.....	118	89266.....	31	89864.....	288	925-2.....	90		
884.....	110, 124, 385	89267.....	21	89865.....	288	925-2-1/2.....	90		
8840.....	110-111	89268.....	22	89866.....	288	925-7/8.....	90		
8840H.....	111	89269.....	22	89867.....	288	92AV.....	53, 55		
8841.....	110-111	89270.....	22	89868.....	288	930.....	90		
8841H.....	111	89271.....	22	89869.....	288	93-172.....	350		
8842.....	110-111	89272.....	22	89870.....	288	93-172-C.....	350		
8842H.....	111	89273.....	22	89871.....	288	93-20.....	349		
8843.....	110-111	89274.....	23	89872.....	288	93-30.....	332		
884E980.....	124	89275.....	20	89873.....	288	934-125.....	297		
884PVC.....	124-125	89276.....	20	89874.....	288	93-502.....	314, 357		
885.....	110, 124, 385	89277.....	23	89875.....	288	93-606.....	357-358		
885E980.....	124	89278.....	23	89876.....	288	945/1.....	280		
88802.....	405	89279.....	23	89877.....	288	945/ESD/1.....	280		
88803.....	405	89280.....	23	89878.....	288	946.....	280		
88806.....	405	89281.....	23	89879.....	288	946K.....	280		
88807.....	405	89282.....	23	89880.....	288	947.....	280		
88808.....	405	89283.....	23	89881.....	288	947K.....	280		
88810.....	405	89284.....	23	89882.....	288	948.....	280		
88814.....	405	89285.....	23	89883.....	288	948/2.....	280		
889.....	95	89286.....	23	89884.....	288	9501.....	369		
890.....	95	89287.....	23	89885.....	288	9502.....	369		
891.....	95	89288.....	23	89886.....	288	9505.....	372		
89101.....	395	89289.....	23	89887.....	288	9510.....	372		
89102.....	395	89290.....	23	89888.....	288	9515.....	371		
89109.....	395	89291.....	20	89889.....	288	9516.....	371		
89188.....	188, 194, 202, 225	89292.....	20	89890.....	288	9517.....	371		
89204.....	35	89293.....	20	89891.....	288	9520.....	369		
89208.....	26	89799.....	342	89892.....	288	9525F.....	376		
89209.....	14	89800.....	168	89893.....	288	9527.....	372, 376		
89210.....	14	89803.....	139	89894.....	288	9528.....	376		
89211.....	14	89806.....	28	89895.....	288	9529.....	376		
89212.....	14	89822.....	288	89896.....	288	9529F.....	376		
89213.....	13	89823.....	288	90007.....	406	9532.....	376		
89214.....	17	89824.....	288	900B.....	301	9533.....	376		



Limited Warranty

Greenlee Textron Inc. extends the following warranty to the original purchaser of these goods for use, subject to the qualifications indicated. Greenlee Textron Inc. warrants to the original purchaser for use that the products sold by it will be free from defects in workmanship and material for a period of one year (three years for Gator® battery-powered and corded tools, not including batteries) from the date of purchase, provided such goods are installed, operated, maintained, and used in accordance with Greenlee Textron Inc.'s written instructions.

Ordinary wear and tear, and damage from abuse, neglect or alterations are not covered by this warranty. This warranty is null and void if instructions and operating procedures are not followed.

Greenlee Textron Inc.'s sole liability and Purchaser's sole remedy for a failure of goods under this limited warranty, and for any and all claims arising out of the purchase and use of the goods, shall be limited to the repair or replacement of the goods that do not conform to this warranty, and shall be in lieu of any other liability or remedy, including, without limitation, any causes of action in negligence and strict liability.

To obtain repair or replacement service under this limited warranty, the purchaser must return the product to a Greenlee Authorized Service Center, transportation prepaid. Do not send any warranty/repair product directly to Greenlee, as it will be returned to the sender. Only Test Instruments will be warranted, repaired, replaced, or calibrated at Greenlee with prior authorization.

Tools found defective will be replaced or repaired at no charge and returned. There are no express warranties covering these goods other than as set forth above. The implied warranties of merchantability and fitness for a particular purpose are specifically excluded. Greenlee Textron Inc. assumes no liability in connection with the installation or use of this product, except as stated in this limited warranty. **Greenlee Textron Inc. will in no event be liable for incidental or consequential damages.**

This limited warranty gives you specific legal rights, and you may also have other rights which vary from state to state. Some states do not allow either limitations on implied warranties, or exclusions from incidental or consequential damages, so the above limitation and exclusion may not apply to you.

Any questions pertaining to this limited warranty should be addressed to:

Greenlee / A Textron Company
4411 Boeing Drive, Rockford, IL 61109-2988 USA

Greenlee Textron Inc. has elected not to make available the informal dispute settlement mechanism which is specified in the Magnuson-Moss Warranty Act.

Note: Rental units and demonstrators used for income producing purposes are warranted for 90 days. Rental units and demonstrators which are resold are not covered under warranty by Greenlee Textron Inc. Any warranty, whether expressed or implied, rests solely with the seller.

Lifetime Limited Warranty on Greenlee Electrical Test Instruments, Hand Benders, and select Hand Tools

Greenlee Textron Inc. warrants to the original purchaser of these goods for use that these products will be free from defects in workmanship and material for their useful life, excepting normal wear and abuse. This warranty is subject to the same terms and conditions contained in Greenlee Textron Inc.'s standard one year limited warranty.

Greenlee Electrical Test Instrument Repair and Calibration

For all Greenlee Electrical Test Instrument repairs, contact Customer Service at 1-800-435-0786 and request a Return Authorization. An approved Authorization including shipping label and instructions will be sent.

For items not covered under warranty (such as items dropped, abused, etc.), a repair cost quote is available upon request.

Note: Prior to returning any test instrument, please check replaceable batteries or make sure the battery is at full charge.

Many end user customers require assurance of product performance. Proof of accuracy and precision of an instrument is often required. This requirement may be a result of ISO procedures or customer quality audit requirements. Greenlee Textron Inc. can provide calibration service for specifically marked hand-held electrical test equipment. Calibration assures the customer that the instrument has been checked and/or calibrated using equipment that is checked and calibrated to standards that are traceable to the National Institute for Standards and Technology (NIST). Products currently included are all clamp meters, professional series Digital Multimeters and megohmmeters. A certificate will be provided.

To obtain this calibration service, call Customer Service at 1-800-435-0786 and request a Return Authorization.

NEED MORE INFORMATION?

USA & CANADA: 1.800.435.0786

INTERNATIONAL: +1.815.397.7070

www.greenlee.com



GREENLEE®

A Textron Company

4455 BOEING DRIVE, ROCKFORD, IL 61109-2988 USA

GENERAL OFFICES: (815) 397.7070

CUSTOMER SERVICE AND FIELD SERVICE

TELEPHONE

USA & CANADA

800.435.0786

INTERNATIONAL

+1.815.397.7070

FAX (24 HOUR)

USA

800.451.2632 OR 815.397.1865

CANADA

800.524.2853

INTERNATIONAL

+1.815.397.9247

©2008 Greenlee Textron

An ISO 9001 Company

MA-1024 Rev. 4/08

Printed in USA

Greenlee Textron Inc. is a subsidiary of Textron Inc.