THE FUTURE IS ON®

LEVITON





Smart Choices.

Innovative Solutions.

Wiring Devices,
Energy Management Solutions,
Security & Automation,
and Commercial Data
Infrastructure Products









THE FUTURE IS ON®







Smart Products









Ingenious Solutions













LEVITON



Innovations















Leviton is the smart choice. Industry professionals choose our wiring devices, lighting controls and network management products based on our superior technical service, ingenious engineering, rigorous testing, world-class research and development, and our assurance of quality and reliability. Our unique combination of technical expertise and personal commitment has earned Leviton a trusted reputation among residential, commercial, and industrial customers around the world. A century old tradition of quality, value and commitment, and an ever expanding portfolio of over 25,000 products — The smart choice just keeps getting smarter.



Sustainability





Table of Contents

QUICK REFERENCE

LEVITON

Corporate Information

World Headquarters 10
The Future Is On® 11
Your Complete Resource for Products, Service and Support 12
Product Grade Guide 14

Switches & Motor Controls A

Toggle Switches A-2
Traditional Switches A-2
CO/ALR Switches A-14
Lev-Lok® Modular Switches A-15
Decora® Switches A-16
Appliance Switches A-23
Anywhere RF Remote Switches A-25
Manual Motor Starter Switches A-26
Safety Disconnect Switches A-30
Switched Enclosures A-34

Straight Blade Devices B

15 & 20 Amp Devices B-2
Traditional Receptacles B-3
CO/ALR Receptacles B-17
Floor Box Assemblies B-17
Dual Voltage Receptacles B-18
Decora® Receptacles B-19
Lev-Lok® Modular Receptacles B-24
Snap-In Devices B-38
Plugs & Connectors, Flanged Inlets & Outlets B-39
Black & White® Industrial Grade Devices B-44
Python® Hinged Devices B-48
Midget Devices B-49
Integrated Power B-50
30, 50 & 60 Amp Power Devices B-51

Combination Devices C

Traditional C-2
Decora® C-5
Combination Devices C-5
SmartlockPro® GFCI Combination Devices C-7
LED Sensor Guide Lights C-8

GFCIs and AFCIs D

GFCI Receptacles D-2
Commercial Grade Slim Series D-3
Hospital Grade Slim Series D-5
NAFTA Slim Series D-6
Leaded GFCIs D-7
Combo Pilot Light D-7
DIN Rail D-8
Lev-Lok® D-9
AFCI Receptacles D-12
GFCI Cord Sets D-14
GFCI User Attachables D-17
GFCI Panel Mount D-18

Locking Devices E

NEMA Locking Devices E-2
15 Amp Locking Devices E-5
20 Amp Locking Devices E-7
30 Amp Locking Devices E-10
Non-NEMA Locking Devices E-14
15 Amp Non-NEMA Locking Devices E-14
20 Amp Non-NEMA Locking Devices E-15
30 Amp Non-NEMA Locking Devices E-16
50 Amp Non-NEMA Locking Devices E-17
Plugs & Connector Boots E-20
Midget Locking Devices E-22
Combo Locking & Straight Blade Receptacles E-23
Integrated Devices E-24

Click on the Leviton logo at the top of any page to return to the TOC

Surge Protective Devices (SPDs) F

Surge Protective Devices F-2
Type 1 Modules, Panel and
Meter Socket Adapter F-4
Type 2 Panels F-6
Type 3 Point-of-Use F-21
Receptacles F-22
Strips F-25
Plug-Ins F-29
Type 4 UL Recognized Components F-31
Low Voltage: Power and Data Protection F-37

Pin & Sleeve Devices G

North American Rated Plugs, Connectors
Inlets & Receptacles G-2
North American Rated Accessories G-11
International Rated Plugs, Connectors
Inlets & Receptacles G-16
Mechanical Interlocks G-21
Pin & Sleeve Coloring and Numbering G-26

Watertight Devices H

Wetguard® H-2
FD Box System H-3
Straight Blade & Locking Device Features ... H-5
Straight Blade Devices H-6
Locking Devices H-8
Individual Covers H-12
Industrial Grade Portable Outlet Boxes &
Cover Plates H-13
Dustguard® Straight Blade &
& Locking Devices H-16

Hospital Grade Devices I

Hospital Grade Testing and Listing I-2
Receptacles I-4
Single/Duplex I-4
GFCIs I-7
Surge I-9
4-IN-1 ..... I-10
Lev-Lok® I-12
Power Strips I-20
Medical Grade I-20
Hospital Grade I-21
Plugs and Connectors I-22

Temporary Power J

Single Pole Devices J-2
15 Series Single Pole Devices J-5
16/18 Series Single Pole Devices J-7
17/19 Series Single Pole Devices J-19
22/23 Series Single Pole Devices J-22
Rhino-Hide® 49 Series Single Pole Devices .. J-27
Portable Outlet Boxes and Covers J-32
Portable GFCI Devices J-38
GFCI User Attachable Devices J-41
Stage Pin Devices J-42
Power Distribution Box and Power Cords J-44

Lampholders K

Fluorescent K-2
Zipline™ K-8
Incandescent K-10
HID K-22
CFL K-23

Click on the Leviton logo at the top of any page to return to the TOC

Table of Contents

QUICK REFERENCE

LEVITON

Lighting & Fan Speed Controls — L

Box Mounted Controls L-2
- Dimmers & Fan Speed Controls L-2
  - Traditional L-2
  - Decora® L-6
  - Specialty L-17
- Timer Switches L-18
- Occupancy/Vacancy Sensors L-21

Architectural Lighting Controls L-27
- Dimensions® L-27
- Remembrance L-39
- a-2000 ..... L-40
- Modular Dimming Systems L-44
- Power Extenders L-46

Renoir™ II L-47

Entertainment Lighting — M

Lighting Consoles M-3
Wireless DMX M-10
Systems Management M-11
Dimming M-14
- Satellite Dimmer Packs M-14
- Rack Mount Dimmers M-17
- High Density Dimming M-20
- Power Extenders M-26

Fixtures M-27
Distribution Equipment M-36
Related Products M-37

Energy Management — N

Zipline™ Lighting Retrofit Solutions N-2
- Fluorescent N-2
- LED Platinum N-4

Occupancy/Vacancy Sensing Control N-6
- Wall Switch Occupancy/Vacancy Sensors N-7
- Line Voltage Occupancy/Vacancy Sensors N-13
- Low Voltage Occupancy Sensors N-22
- Power Packs and Power Base Adaptor N-29
- Outdoor Motion Sensors N-33
- Energy Harvesting Wireless Sensors N-35

Room Control N-36
- LevNet RF™ Energy Harvesting Wireless Solutions N-36
- Key Card Switches N-44
- miniZ™ Intelligent Daylight Management System N-45

Centralized Control N-47
- EZ-MAX® Plus Relay Control Panels N-47
- GreenMAX® Relay Control Panels N-50

Distributed Control N-57
- Sector® Digital Lighting Control System N-57

VerifEye™ Submetering Solutions N-61

Electric Vehicle Supply Equipment — O

evr-green® Networked Charging Stations O-2
- Level 2 Public Use Charging Stations O-5

evr-green® Non-Network Charging Stations O-7
- 160 Electric Vehicle Charging Station O-7
- 300 Electric Vehicle Charging Station O-8
- 320 Electric Vehicle Charging Station O-9
- 400 Electric Vehicle Charging Station O-10
- Charging Station Pre-Wire System O-11

EVSE Accessories O-12

Click on the Leviton logo at the top of any page to return to the TOC

Security and Automation P

Home Automation P-2
Vizia RF +® P-2
Decora® Anywhere Switch P-12
Commercial Automation P-13
LevNet RF™ P-13
Key Card Switches P-20
Leviton Security & Automation Line P-21
Safety & Security P-23
Omni™ Control Systems P-24
Video Surveillance P-27
Access Control P-28
Energy Management P-30
Lumina™ P-31
Lighting Control P-33
Thermostats P-40
ZigBee® Wireless P-42
Entertainment P-44
Interfaces P-51

Connected Home Q

Structured Media® Enclosures Q-2
FTTH Box & Media Versatile Panel Q-9
Routers & Switches Q-10
Power Supplies & Surge Protection Q-11
Mounting Brackets, Patch Cords & Tools Q-12
Twist & Mount, TIDP & Compact Structured Media Panels Q-14
Structured Media® Panels, Modules & Boards Q-15
Video Distribution & Splitters Q-18
Camera Monitoring Q-19
Data & A/V Connectors Q-20
Wallplates & Inserts Q-21
Speakers Q-26
Volume Controls & Audio Distribution Q-30
Home Theater & Recessed Receptacles Q-32
Mobile Device Station Q-32
Accessories & Tools Q-34

Network Infrastructure Solutions R

Copper Solutions R-2
Category-Rated & USOC Connectors R-2
Wallplates & Housings R-5
Patch Cords & Cable Assemblies R-21
Patch Panels R-24
Cross Connect R-31
A/V Connectivity R-36
Tools & Labeling R-41
Fiber Optic Solutions R-44
Enclosures, Panels & Accessories R-44
Patch Cords & Cable Assemblies R-52
Connectors & Housings R-54
Tools & Consumables R-60
Cable Management Solutions R-64
Versi-Duct® System R-64
Cable Managers & Accessories R-66
Zone & Wireless Access Point Enclosures R-72
Power Solutions R-74
Power Distribution Units R-74

Renu S

Renu® S-2
Switches S-4
Receptacles S-5
GFCI Devices S-6
Dimmers S-7
Wallplates S-8
Color Change Kits S-10
Datacom S-12

Click on the Leviton logo at the top of any page to return to the TOC

Table of Contents

QUICK REFERENCE

LEVITON

Wallplates & Weather-Resistant Covers T

Traditional T-2
Decora® T-11
Combination T-16
Custom T-22
Adapters and Accessories T-27
Connectivity Device Plates T-29
Weather-Resistant Covers T-30

Wire Mesh Safety Grips U

Grips Selection Guide U-2
Pulling Grips U-8
Strain Relief Grips U-16
Support Grips U-23

Electrical Accessories V

Taps and Adapters V-2
Night/Guide Lights V-4
Utility Lights and Battery-Operated Lights V-5
Other Accessories V-6

Index W

Index W-1

Click on the Leviton logo at the top of any page to return to the TOC

Brand Listing X

a-2000® X-2
black & white® X-2
decora® X-2
decora plus™ X-2
dimensions® X-2
duraport® X-2
dustguard® X-2
evr-green® X-3
excella® X-3
eXtreme® X-3
ez-MAX® X-3
fastCAM® X-3
fast-Cure® X-3
gigaMax® X-3
greenMAX® X-3
hi-fi™ X-4
illumaTech® X-4
iSeries™ X-4
lev-lok® X-4
levNet RF™ X-4
lumina™ X-4
miniZ™ X-4
omni™ X-4
omnistat™ X-5
opt-X® X-5
powerswitch® X-5
python® X-5
quickplate® X-5
quickport® X-5
renoir™ II X-5
renu® X-6
rhino-hide® X-6
sector® X-6
smartlockPro® X-6
spec-Grade™ X-6
structured media® X-6
sureSlide® X-6
thread-Lock® X-6
toggleTouch® X-6
trimatron™ X-7
true Touch® X-7
versi-Duct® X-7
verifEye™ X-7
vertiGo® X-7
vizia® X-7
vizia RF +® X-7
V-0-MAX® X-7
Wetguard® X-7
Zipline™ X-7

How To Use This Catalog

We've re-designed and reorganized our catalog to make it easier to use. The new organization is based upon product group and rating. The pages are numbered by section, each beginning with it's own contents page and color coded tabs for easy section identification. Basic dimensional drawings, wiring diagrams and material specifications have been excluded, except where necessary for product selection. All of the latest product-related technical and specification information is available at www.leviton.com

For catalog navigation you will find a green header located at the top outside corner of each page.

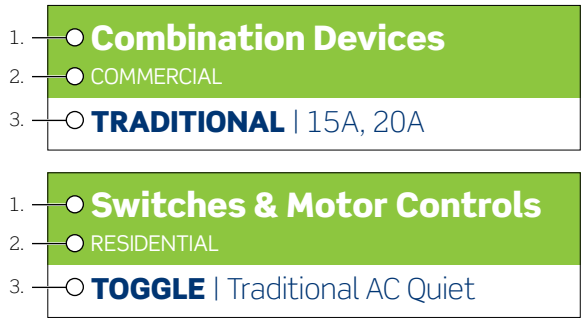

1. The top row is the SECTION TITLE and will label the family of devices found in that section.
2. The second row will list the GRADE of devices found on that page (where applicable).
3. The blue text below the header denotes the product category and listing. The **BOLD** text identifies the broader product category while the LIGHT text refers to the specific product listing found on the page below.

For section navigation you will find a color-coded tab located on the outside edge of each page.

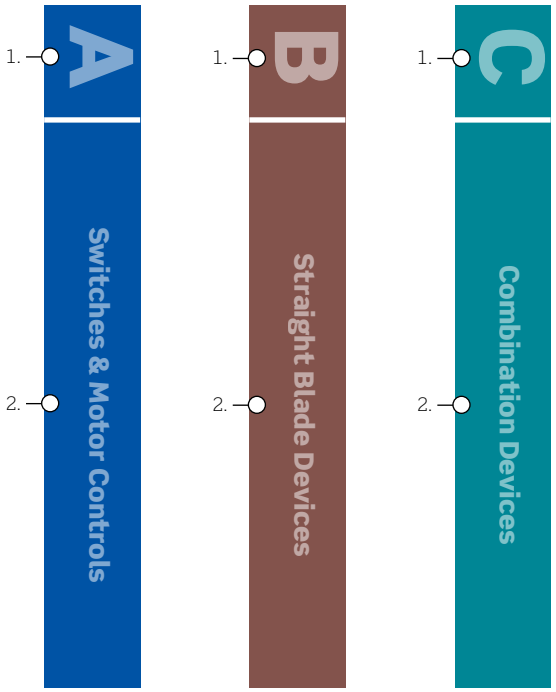

1. SECTION alphabetical label.
2. SECTION title, product family.

For page navigation you will find the following heading styles used throughout the catalog:

1. **Product Group**
2. Product Sub-group
3. **Product Listing**
4. Product Sub-listing

1. The **Green Bold** heading is a PRODUCT GROUP and is also listed in the TABLE OF CONTENTS.
2. The Green Light heading is a PRODUCT SUB-GROUP and is also listed in the TABLE OF CONTENTS.
3. The **Blue Bold** heading is a PRODUCT LISTING.
4. The **Blue Light** heading is a PRODUCT SUB-LISTING.

To locate by product brand refer to the brand listing section. There you will find brief brand descriptions as well as product page references.

Brand	Description
a-2000®	The a-2000® series of modular dimming cabine theatrical-grade performance with the ability to of architectural-type loads.
black & white®	Our signature Black & White® series plugs an combine features that facilitate simple, fast unsurpassed durability.

For color options you will find a color reference chart with name and suffix. Please add the appropriate color suffix to Cat. No. when ordering items.

Color Choices Available in the following colors:



For related products and wallplates you will find a listing on the bottom of each page where applicable.



Related Products
Leviton also offers superior quality recessed devices. **See page Q-32 for more information.**



Wallplates
Find the right wallplate for any application. **See section T for Wallplates & Weather-Resistant Covers.**

World Headquarters



From our humble start in 1906, Leviton has grown to be the largest family owned global provider of wiring devices, lighting energy management solutions, and commercial data infrastructure.

In 2009, Leviton opened our corporate headquarters in Melville, NY. This world-class facility demonstrates our focus on the future, and commitment to innovation, sustainability and community responsibility. The LEED Certified, 4-story, 140,000 sq. ft. fully renovated facility is outfitted with the latest "green building" materials and systems, including Energy Star qualified fixtures and Leviton energy-saving wiring devices and lighting controls.

Leviton Headquarters supports recycling programs and building procedures, which promote the health and well being of our team. This model high-performance "green" facility is a bustling efficient working environment and serves as a showcase for our products and solutions.

'USGBC' and related logo is a trademark owned by the U.S. Green Building Council and is used by permission

The Future Is On®

Leviton is focused on creating a brighter future, where the smart use of electricity powers progress and results in sustainability and renewal. Our goal is to manufacture energy-efficient products that protect and conserve our natural resources while providing high-tech lighting and sensors for greener businesses and homes. Moving forward, we will continue to grow our ability to deliver products and services globally in support of emerging markets.

From Modest Beginnings to Industry Leader

Our founder, Isidor Leviton, opened a small tinsmithing operation in Manhattan in 1906. The little start-up company produced mantle tips for the gas lighting industry. As electricity became the dominant power source, Leviton shared the vision of the future and created a pull-chain lampholder to accommodate Thomas Edison's new light bulb. From these early days, the Leviton family has pioneered ingenious solutions while delivering quality, reliability and value. Isidor's son, Harold Leviton, carried forth on this tradition while dramatically expanding the breadth and depth of the product line and extending the company's worldwide reach. With distribution currently in over 100 countries. Leviton's third president and CEO Don Hendler, continues to build upon these strategic, progressive programs with a vision toward sustainability.

Powering Progress Into the Future

As always, Leviton continues to be the smart choice of smart professionals. Our commitment to our customers is paramount; the strength of our relationships is anchored in a culture of integrity, responsiveness and respect. Our commitment to leading the industry with the most complete selection of products, programs and services is unparalleled. Our vision is to help build a better, more sustainable tomorrow, continuously creating ingeniously designed products that improve the way we all live, one building at a time. At Leviton, the future is on.

Your Complete Resource for Products, Service and Support

Leviton offers the most comprehensive selection of wiring devices for residential, commercial, industrial and OEM applications. There are many good reasons why Leviton is the preferred brand of industry professionals and their customers. We produce more than two million parts per day and supply our clients with more than 25,000 products. Our nationwide web of manufacturing, warehousing and distribution centers ensures quick turnaround and on-time delivery.

The Leviton Edge — Advanced Engineering

Leviton engineers, designers and researchers apply advanced technology in the design of our products. Equipped with the latest tools and industry-leading R & D and testing facilities, our design staff develops products for every wiring device application. Our robust patent portfolio is rich in entries designed to improve electrical safety, increase energy efficiency, and reduce installation time.

World-Class Quality

At Leviton, state-of-the-art manufacturing and Six Sigma quality standards at ISO 9001 certified facilities ensure the excellence and reliability of our products. Aiming for perfection, we employ automated production technologies that facilitate zero-defect factory output as well as lower production costs. The finished Leviton product is a reflection of our commitment to quality.







Green Design

Everyone talks about energy conservation, but Leviton engineers do something about it. They design energy-efficient products to meet federal, state, industry and LEED (Leadership in Energy and Environmental Design) standards for commercial buildings and homes. Through green design and smarter choices, people have the power to improve ecological sustainability.

Superior Service and Tech Support

When it comes to customer service and technical support, there's nothing like the personal touch. In an era of outsourcing, we are committed to taking care of our customers with company call centers in Melville NY, Portland OR, and Bothell WA. Our Tech Line is staffed by seasoned experts who can provide complete information on Leviton's extensive product offering.

Anytime Online ez-Tools

Visit Leviton.com to search for products, take a course, place an order and even configure a commercial system, at any time of day or night. We make it easy for you to make smart choices with our suite of ez-Tools, including the ez-Find® product search, ez-Learn® courses, ez-Biz® instant ordering system, and the ez-Configurator for custom applications.







Product Grade Guide

Finding the Right Product Grade

Whatever the application, there's a Leviton product grade to meet your needs. We provide a broad array of quality devices designed for commercial, industrial and residential construction and maintenance requirements. Choose the best grade for the job at hand.

Hospital Grade

Applications: *Patient Rooms, Patient Care Areas, Facility Hallways, Pediatric and Psychiatric Wards*

Hospital Grade products provide maximum safety in high abuse applications where constant use of the device is common. Built to withstand impact, wear, crushing and corrosive environments that would destroy ordinary heavy-duty devices.

Industrial Grade

Applications: *Factories, Hotels, Office Buildings, Convention Centers, Schools and Universities*

Industrial Grade products deliver top quality and peak performance in heavy-duty applications. Constructed to meet the exacting needs of industrial and institutional users, our devices are reliable in severe settings.

Commercial Grade

Applications: *Office Buildings, Municipal Buildings, Malls, Department Stores, Hospitals and Healthcare Facilities, Houses of Worship and Cultural Institutions*

Commercial Grade products are designed for outstanding reliability and top performance in commercial and institutional settings. They are cost-effective, labor-saving and provide long-lasting service life.

Residential Grade

Applications: *Single and Multifamily Housing, Condominiums, High-Rises, Schools and Light Commercial Buildings*

Residential Grade products are engineered for fine appearance, speedy installation and durability in impact- resistant materials. They are a smart choice for use in homes and light commercial venues.

Switches & Motor Controls

A

Toggle Switches A-2
Traditional Switches A-2
CO/ALR Switches A-14
Lev-Lok® Modular Switches A-15
Decora® Switches A-16
Appliance Switches A-23
Anywhere RF Remote Switches A-25
Manual Motor Starter Switches A-26
Safety Disconnect Switches A-30
Switched Enclosures A-34



Toggle Switches
Traditional

AC Quiet Toggle Switches

Tried-and-true toggle designs, Leviton residential grade AC Quiet switches cover all the bases; they install easily and are available in standard and illuminated versions. Their toggles and frames are constructed from impact-resistant thermoplastic, and they feature large head, hardened triple-drive screws for easy installation. Leviton's traditional switches are compatible with a wide range of Leviton plastic and metal wallplates.

Toggle Switches



Color Choices Toggle switches are offered in a wide range of colors. To order colors, add suffix to Cat. No.

White (-W)	Ivory (-I)	Light Almond (-T)	Black (-E)	Brown

Features and Benefits

- Faster installation with combination of side wiring and Quickwire push-in wiring
- Terminal screws accept up to #12 AWG copper or copper-clad wire
- Quickwire push-in terminals accept #14 AWG solid copper wire only
- Large head, hardened triple-drive combination screws (Standard, Phillips, or Robertson) for fast wiring installation
- Impact-resistant, durable thermoplastic toggle and frame
- Limited 2-year warranty

AC Quiet Quickwire Push-In and Side Wired

Rating		15A-120V AC non-grounded	15A-120V AC w/ground screw	15A-120V AC Self-grounded Backwired Clamp
Description	**Color**	**Cat. No.**	**Cat. No.**	**Cat. No.**
Single Pole	White	1451-W	1451-2W	RS115-W
	Ivory	1451-I	1451-2I	RS115-I
	Light Almond	—	1451-2T	RS115-T
	Black	—	1451-2E	RS115-2E
	Brown	1451	1451-2	RS115-2
3-Way	White	1453-W	1453-2W	—
	Ivory	1453-I	1453-2I	—
	Light Almond	—	1453-2T	—
	Black	—	1453-2E	—
	Brown	1453	1453-2	—
4-Way	White	—	54504-2W	—
	Ivory	—	54504-2I	—
	Light Almond	—	54504-2T	—
	Black	—	54504-2E	—
	Brown	—	54504-2	—



1451-2I



1453-2W

AC Quiet Quickwire and Side Wired — Illuminated

Rating			15A-120V AC w/ground screw
Description	**Toggle Color**	**Illumination**	**Cat. No.**
Single Pole	Clear	Amber	1461-LHC
3-Way	Clear	Amber	1463-LHC



1461-LHC

LEVITON

TOGGLE | Traditional AC Quiet

AC-Quiet Commercial Specification Grade Switches

Leviton's commercial specification grade switches are designed to offer outstanding reliability and top performance in commercial settings. Ideal applications include municipal facilities, government buildings, malls, department stores, hospital and health care facilities, office buildings, schools, colleges, universities, houses of worship and cultural institutions. Leviton offers a large selection of 15 and 20 Amp commercial switches in a wide variety of colors, wiring options and other features.

CSB1-15I



Color Choices

AC Quiet toggle switches are offered in a wide range of colors. To order colors, add suffix to Cat. No.

White (-W)	Ivory (-I)	Light Almond (-T)	Gray (-G/-GY)	Black (-E)	Brown

Features and Benefits

- Listed UL Federal Specification WS896
- Heavy-duty pre-plated steel mounting strap for maximum strength
- All screws are plated-steel combination-head for fast installation with standard, Phillips and Robertson head screwdrivers
- External clamp-type wiring terminals provides secure connection of solid or stranded wire for back or side wiring (CSB1 and CSB3)
- Backed by a limited 10-year warranty

TOGGLE | AC Quiet Commercial Specification Grade

AC Quiet Back and Side Wired FED SPEC

Rating		15A-120/277V AC	20A-120/277V AC
Description	**Color**	**Cat. No.**	**Cat. No.**
Single Pole	White	CSB1-15W	CSB1-20W
	Ivory	CSB1-15I	CSB1-20I
	Light Almond	CSB1-15T	CSB1-20T
	Gray	CSB1-15G	CSB1-20G
	Brown	CSB1-15	CSB1-20
Double Pole	White	CSB2-15W	CSB2-20W
	Ivory	CSB2-15I	CSB2-20I
	Light Almond	CSB2-15T	CSB2-20T
	Gray	—	CSB2-20G
	Brown	CSB2-15	CSB2-20
3-Way	White	CSB3-15W	CSB3-20W
	Ivory	CSB3-15I	CSB3-20I
	Light Almond	CSB3-15T	CSB3-20T
	Gray	—	CSB3-20G
	Brown	CSB3-15	CSB3-20
4-Way	White	CSB4-15W	CSB4-20W
	Ivory	CSB4-15I	CSB4-20I
	Light Almond	CSB4-15T	CSB4-20T
	Brown	CSB4-15	CSB4-20
	Gray	—	CSB4-20G

Note: Cat. Nos. CSB1 and CSB3 feature external clamp-type wiring termination for back and side wiring



CSB1-20



CSB3-20G

AC Quiet Side Wired FED SPEC

Rating		15A-120/277V AC	20A-120/277V AC
Description	**Color**	**Cat. No.**	**Cat. No.**
Single Pole	White	CS115-2W	CS120-2W
	Ivory	CS115-2I	CS120-2I
	Light Almond	CS115-2T	CS120-2T
	Gray	CS115-2GY	CS120-2GY
	Black	CS115-2E	CS120-2E
	Brown	CS115-2	CS120-2
Single Pole Hospital Call Switch*	Ivory	5501-8I	—
	Brown	5501-8	—
Single Pole, Framed Toggle	White	54501-2W	54521-2W
	Ivory	54501-2I	54521-2I
	Gray	54501-2GY	54521-2GY
	Brown	54501-2	54521-2
Double Pole	White	CS215-2W	CS220-2W
	Ivory	CS215-2I	CS220-2I
	Light Almond	—	CS220-2T
	Gray	CS215-2GY	CS220-2GY
	Black	—	CS220-2E
	Brown	CS215-2	CS220-2
Double Pole Hospital Call Switch*	Brown	5502-8	—
Double Pole, Framed Toggle	White	54502-2W	54522-2W
	Ivory	54502-2I	54522-2I
	Brown	54502-2	54522-2

*Hospital Call Switch turns on when toggle is pulled down with cord (3-ft braided cord included)

Continued on next page



CS120-2W



5501-8

TOGGLE | Traditional AC Quiet Spec Grade

Continued from previous page

AC-Quiet Commercial Specification Grade Switches

AC Quiet Side Wired FED SPEC			
Rating		**15A-120/277V AC**	**20A-120/277V AC**
Description	**Color**	**Cat. No.**	**Cat. No.**
3-Way	White	CS315-2W	CS320-2W
	Ivory	CS315-2I	CS320-2I
	Light Almond	CS315-2T	CS320-2T
	Gray	CS315-2GY	CS320-2GY
	Black	—	CS320-2E
	Brown	CS315-2	CS320-2
3-Way, Framed Toggle	White	54503-2W	54523-2W
	Ivory	54503-2I	54523-2I
	Gray	54503-2GY	54523-2GY
	Brown	54503-2	54523-2
4-Way	White	CS415-2W	CS420-2W
	Ivory	CS415-2I	CS420-2I
	Light Almond	CS415-2T	CS420-2T
	Gray	CS415-2GY	CS420-2GY
	Black	—	CS420-2E
	Brown	CS415-2	CS420-2
4-Way, Framed Toggle	White	54504-2W	54524-2W
	Ivory	54504-2I	54524-2I
	Light Almond	54504-2T	—
	Gray	54504-2GY	54524-2GY
	Brown	54504-2	54524-2



CS320-2

AC Quiet Side Wired — Lighted FED SPEC		
Rating		**15A-120V AC**
Description	**Color**	**Cat. No.**
Single Pole	White	5501-LHW
	Ivory	5501-LHI
3-Way	White	5503-LHW
	Ivory	5503-LHI



5501-LHW

TOGGLE | AC Quiet Commercial Spec Grade

AC Quiet Side Wired — Canadian				
Rating		**15A-120/277V AC**	**20A-120/277V AC**	**15A-347V AC**
Description	**Color**	**Cat. No.**	**Cat. No.**	
Single Pole, Framed Toggle	White	1101-CW	—	18201-CW
	Ivory	1101-CI	54521-I	18201-CI
	Gray	1101-CG	—	18201-CG
	Black	1101-CE	—	—
	Brown	1101-CB	54521-B	18201-CB
Double Pole, Framed Toggle	White	1102-CW	54522-W	18202-CW
	Ivory	1102-CI	54522-I	18202-CI
	Brown	1102-CB	54522-B	18202-CB
3-Way, Framed Toggle	White	1103-CW	54523-W	18203-CW
	Ivory	1103-CI	54523-I	18203-CI
	Gray	1103-CG	—	18203-CG
	Brown	1103-CB	54523-B	18203-CB
4-Way, Framed Toggle	White	1104-CW	—	18204-CW
	Ivory	1104-CI	—	18204-CI
	Gray	—	—	18204-CG
	Black	1104-CE	—	—
	Brown	1104-CB	54524-B	18204-CB



1101-CG

Related Products
Find the right wallplate for any application. **See section T for Wallplates & Weather-Resistant Covers.**

TOGGLE | Traditional Spec Grade and Locking

Extra Heavy-Duty Specification Grade Toggle and Locking Switches

Leviton's Industrial Grade AC toggle switches for extra heavy-duty applications represent top-of-the-line quality and peak performance. Leviton uses the finest materials available and the highest production standards to produce industrial switches of unmatched versatility and reliability.

Features and Benefits

- Heavy gauge copper alloy brush arm for superior performance
- Large silver alloy contacts for long life prevent sticking, welding and excessive pitting
- Color-coded covers: 15 Amp — Blue; 20 Amp — Red; 30 Amp — Green, for easy identification
- Fully enclosed switch mechanism in rugged housing for strength, tracking and arc resistance
- Self-grounding clip (self grounding when used with a grounded metal wallbox)
- Wire lead switches also available for fast and easy installation
- Backed by a limited 10-year warranty

1221-2I



Color Choices

Extra heavy-duty toggle switches are offered in a wide range of colors. To order colors, add suffix to Cat. No.

White (-W)	Ivory (-I)	Light Almond (-T)	Gray (-G/-GY)	Black (-E)	Brown	Red (-R)

TOGGLE | Extra Heavy-Duty Spec Grade and Locking

Back and Side Wired/Wire Lead Toggle Switches UL CSA FED SPEC				
Rating		**15A-120/277V AC**	**20A-120/277V AC**	**30A-120/277V AC**
Description	**Color**	**Cat. No.**	**Cat. No.**	**Cat. No.**
Single Pole	White	1201-2W	1221-2W	3031-2W
	Ivory	1201-2I	1221-2I	3031-2I
	Light Almond	—	1221-2T	—
	Gray	1201-2GY	1221-2GY	—
	Black	—	1221-2E	—
	Brown	1201-2	1221-2	3031-2
	Red	1201-2R	1221-2R	—
Single Pole, Tamper Resistant†	White	—	1221-2WL	—
	Ivory	1201-2IL	1221-2IL	—
	Gray	—	1221-2GL	—
	Brown	1201-2L	1221-2L	3031-2L
	Red	—	1221-2RL	—
Single Pole, with 6" Wire Leads	White	1241-W	1243-W	—
	Ivory	1241-I	1243-I	—
	Gray	1241-LGY	1243-LGY	—
Double Pole	White	1202-2W	1222-2W	3032-2W
	Ivory	1202-2I	1222-2I	3032-2I
	Gray	1202-2GY	1222-2GY	—
	Black	—	1222-2E	3032-2E
	Brown	1202-2	1222-2	3032-2
	Red	—	1222-2R	3032-2R
Double Pole, Tamper Resistant†	Ivory	—	1222-2IL	—
	Brown	1202-2L	1222-2L	3032-2L
3-Way	White	1203-2W	1223-2W	3033-2W
	Ivory	1203-2I	1223-2I	3033-2I
	Light Almond	—	1223-2T	—
	Gray	1203-2GY	1223-2GY	—
	Black	—	1223-2E	—
	Brown	1203-2	1223-2	3033-2
	Red	1203-2R	1223-2R	—
3-Way, Tamper Resistant†	White	—	1223-2WL	—
	Ivory	1203-2IL	1223-2IL	—
	Gray	—	1223-2GL	—
	Brown	1203-2L	1223-2L	3033-2L
3-Way, with 6" Wire Leads	White	1242-W	1244-W	—
	Ivory	1242-I	1244-I	—
	Gray	—	1244-LGY	—
4-Way	White	1204-2W	1224-2W	—
	Ivory	1204-2I	1224-2I	—
	Light Almond	—	1224-2T	—
	Gray	1204-2GY	1224-2GY	—
	Black	—	1224-2E	—
	Brown	1204-2	1224-2	—
	Red	—	1224-2R	—
4-Way, Tamper Resistant†	White	—	1224-2WL	—
	Ivory	—	1224-2IL	—
	Gray	—	1224-2GL	—
	Brown	1204-2L	1224-2L	—
†Key for Tamper Resistant Switch		55500-PRT		

Note: Cat. Nos. 1201, 1202, 1203, 1221, 1222, and 1223 feature external clamp-type wiring termination for back and side wiring



1201-2IL



1221-2I



3031-2W

TOGGLE | Traditional Spec Grade and Locking

Extra Heavy-Duty Specification Grade Toggle and Locking Switches

Back and Side Wired Toggle Switches FED SPEC		
Rating		**20A-120/277V AC**
Description	**Color**	**Cat. No.**
Single Pole	White	1221-SW
	Ivory	1221-SI
	Light Almond	1221-ST
	Gray	1221-SGY
	Brown	1221-S
	Red	1221-SR
Double Pole	White	1222-SW
	Ivory	1222-SI
	Gray	1222-SGY
	Brown	1222-S
3-Way	White	1223-SW
	Ivory	1223-SI
	Light Almond	1223-ST
	Gray	1223-SGY
	Brown	1223-S
	Red	1223-SR
4-Way	White	1224-SW
	Ivory	1224-SI
	Gray	1224-SGY
	Brown	1224-S

Note: Cat. Nos. 1221, 1222, and 1223 feature external clamp-type wiring termination for back and side wiring



1221-SW

Back and Side Wired Toggle Switches — Canadian			
Rating		**15A-347V AC/CA**	**20A-347V AC/CA**
Description	**Color**	**Cat. No.**	**Cat. No.**
Single Pole	White	18201-W	18221-W
	Ivory	18201-I	18221-I
	Gray	18201-G	18221-G
	Brown	18201-B	18221-B
	Red	18201-R	18221-R
Single Pole, Tamper Resistant† (locking)	Brown	18201-LB	18821-LB
Double Pole	Ivory	18202-I	18222-I
	Brown	—	18222-B
Double Pole, Tamper Resistant† (locking)	Brown	18202-LB	18222-LB
3-Way	White	18203-W	18223-W
	Ivory	18203-I	18223-I
	Gray	18203-G	18223-G
	Brown	18203-B	18223-B
	Red	18203-R	18223-R
3-Way, Tamper Resistant† (locking)	Brown	18203-LB	18223-LB
4-Way	White	—	18224-W
	Ivory	18204-I	18224-I
	Gray	18204-G	—
	Brown	18204-B	18224-B
	Red	18204-R	—
†Key for Tamper Resistant Switch		55500-PRT	

Note: Cat. Nos. 18201, 18202, 18203, 18221, 18222, and 18223 feature external clamp-type wiring termination for back and side wiring.
Note: 15A — White covers and .042 thick strap



18201-R



55500-PRT

Maintained and Momentary Contact Extra Heavy-Duty Specification Grade

Features and Benefits

- Positive switching action with center-off position
- Large silver cadmium-oxide contacts for long life prevent sticking, welding and excessive pitting
- Clamp-type terminals accept up to #10 CU wire
- Full rated current capacity on fluorescent, tungsten and resistive loads; motor load capacity up to 80% switch current rating
- Backed by a limited 10-year warranty

Back and Side Wired — Maintained Contact Toggle Switches

Rating		15A-120/277V AC	20A-120/277V AC	30A-120/277V AC
Description	**Color**	**Cat. No.**	**Cat. No.**	**Cat. No.**
Single Pole, Double Throw, Center Off	White	1281-W	1285-W	—
	Ivory	1281-I	1285-I	1287-I
	Lt. Almond	—	1285-T	—
	Gray	—	1285-GY	—
	Brown	1281	1285	1287
	Red	—	1285-R	—
Single Pole, Double Throw, Center Off, Tamper Resistant† (locking)	Black	1281-L	1285-L	1287-L
Double Pole, Double Throw, Center Off	White	1282-W	1286-W	1288-W
	Ivory	1282-I	1286-I	1288-I
	Brown	1282	1286	1288
Double Pole, Double Throw, Center Off, Tamper Resistant† (locking)	Black	—	—	1288-L
†Key for Tamper Resistant Switch		55500-PRT		


1281-L


1256

Back and Side Wired — Momentary Contact Toggle Switches

Rating		15A-120/277V AC	20A-120/277V AC	30A-120/277V AC
Description	**Color**	**Cat. No.**	**Cat. No.**	**Cat. No.**
Single Pole, Double Throw, Center Off	White	1256-W	1257-W	—
	Ivory	1256-I	1257-I	—
	Light Almond	—	1257-T	—
	Gray	1256-GY	1257-GY	—
	Brown	1256	1257	1260
	Red	—	1257-R	—
Single Pole, Double Throw, Center Off, Tamper Resistant† (locking)	Brown	—	1257-L	—
Double Pole, Double Throw, Center Off	Brown	—	—	1262
†Key for Tamper Resistant Switch		55500-PRT		


1257-L

LEVITON

TOGGLE | Traditional Pilot Light and Lighted Handle

Pilot Light and Lighted Handle Extra Heavy-Duty Specification Grade

Features and Benefits

- Pilot light and lighted handle switches provide top performance in punishing industrial applications
- Lighted handle illuminated when load is OFF. Pilot light toggle illuminated when load is ON
- 120 and 277V versions in single pole and 3-way
- Fully enclosed switch mechanism in rugged housing for strength, track and arc resistance
- Self-grounding clip (self grounding when used with a grounded metal wallbox)
- Backed by a limited 10-year warranty

Back and Side Wired Toggle Switches — Pilot Light UL CSA FED SPEC

Rating		15A-120V AC	20A-120V AC	20A-277V AC	30A-120V AC
Description	**Color**	**Cat. No.**	**Cat. No.**	**Cat. No.**	**Cat. No.**
Single Pole	Clear	1201-PLC	1221-PLC	1221-7PC	3031-PLC
	Red	1201-PLR	1221-PLR	1221-7PR	3031-PLR
	Green	1201-PLG	1221-PLG	—	—
Double Pole	Clear	—	1222-PLC	—	3032-PLC
	Red	1202-PLR	1222-PLR	1222-7PR	3032-PLR
	Green	—	1222-PLG	—	—
3-Way	Clear	1203-PLC	1223-PLC	—	—
	Red	1203-PLR	1223-PLR	1223-7PR	—
	Green	1203-PLG	1223-PLG	—	—



1201-PLC

Back and Side Wired Toggle Switches — Lighted Handle UL CSA FED SPEC

Rating		15A-120V AC	20A-120V AC	20A-277V AC	30A-120V AC
Description	**Color**	**Cat. No.**	**Cat. No.**	**Cat. No.**	**Cat. No.**
Single Pole	Clear	1201-LHC	1221-LHC	1221-7LC	—
	White	1201-LHW	1221-LHW	1221-7LW	—
	Ivory	1201-LHI	1221-LHI	1221-7LI	3031-LHI
	Red	—	1221-LHR	—	—
3-Way	Clear	1203-LHC	1223-LHC	1223-7LC	—
	White	1203-LHW	1223-LHW	1223-7LW	—
	Ivory	1203-LHI	1223-LHI	1223-7LI	—
	Red	—	1223-LHR	—	—



1222-PLR



1223-LHW

Extra Heavy-Duty Specification Grade Key Locking Switches

Features and Benefits

- Heavy-Duty key-operated locking mechanism for maximum tamper-proof operation in schools, institutions, public housing, trailer parks, loading docks, freight yards and other areas
- Chrome lock dome with 2 keys provided per switch
- Large, combination head terminal screws with external clamps
- Triple-combination mounting screws for fast, easy installation
- Heavy-gauge rust-resistant mounting strap with steel grounding screw and self-grounding clip (self grounding when used in a properly grounded metal wallbox)
- Key removable in ON and OFF positions
- Backed by a limited 10-year warranty

Key Locking Switches

Rating		20A-120/277V AC
Description	**Color**	**Cat. No.**
Single-Pole Key Lock Power Switch, 2 keys provided	Chrome	1221-2KL
Double-Pole Key Lock Power Switch, 2 keys provided	Chrome	1222-2KL
3-Way Key Lock Power Switch, 2 keys provided	Chrome	1223-2KL
4-Way Key Lock Power Switch, 2 keys provided	Chrome	1224-2KL
Replacement Keys, 2 per pack	—	2KL

Note: Key Lock Power Switches are not recommended for use on Master or Emergency Power Systems



FD/Deep Wallbox

Wallplates and Wallboxes

Description	Cat. No.
302 Stainless Steel comes with tamper-resistant screws and spanner tool FD or deep wallbox recommended minimum internal depth 2 3/4" single cover/gang adapter extends shallow wallbox Use with stainless wallplate	
1-Gang	84071-40
2-Gang	84072-40
3-Gang	84073-40



84071-40



1221-2KL w/two keys

Related Products
Find the right wallplate for any application. **See section T for Wallplates & Weather-Resistant Covers.**

CO/ALR Switches

Features and Benefits

- Designed specifically to work with aluminum conductors
- Faster installation with combination of side wiring and Quickwire push-in wiring
- Side wire accepts conductors up to #12 AWG
- Quickwire accepts conductors up to #12 AWG; #14 AWG in Canada
- Large head, hardened triple-drive combination screws (standard, Phillips or Robertson) for fast wiring installation
- Impact-resistant, durable thermoplastic toggle and frame
- Limited 2-year warranty

CO/ALR Side Wired Switches — Framed

Rating		15A-120V AC w/ground screw
Description	**Color**	**Cat. No.**
Single Pole	White	2651-2W
	Ivory	2651-2I
3-Way	White	2653-2W
	Ivory	2653-2I

Note: CO/ALR devices are for connection to #12 or #10 AWG Aluminum Conductors



2651-2I

Lev-Lok® Modular Switches

Features and Benefits

- Wiring module has a factory installed circuit ID label so that electricians save a step by labeling device locales during rough-in
- Switch covers are color-coded for easy identification of amp rating
- Two latches mate with wiring module for added security
- Finger grips on wiring module for ease of installation
- Protective cover on wiring module prevents debris from entering contacts until ready to connect to switch
- Wiring module is quickly and securely engaged with a simple clockwise rotation
- Simply rotate module counter clockwise to disengage
- Terminal posts are solid brass for strong, secure connection between switch and wiring module

Lev-Lok® Extra Heavy-Duty Grade Modular Switches

Rating		15A-120/277V AC	20A-120/277V AC
Description	**Color**	**Cat. No.**	**Cat. No.**
Standard Toggle Single Pole	White	M1201-W	M1221-W
	Ivory	M1201-I	M1221-I
	Light Almond	—	M1221-T
	Gray	M1201-GY	M1221-GY
	Brown	M1201	M1221
	Black	—	M1221-E
	Red	M1201-R	M1221-R
Illuminated Toggle Single Pole	White	M1201-LHW	M1221-LHW
	Ivory	M1201-LHI	M1221-LHI
	Clear	M1201-LHC	M1221-LHC
Tamper-Resistant† Single Pole	White	—	M1221-WL
	Ivory	M1201-IL	M1221-IL
	Gray	—	M1221-GL
	Brown	M1201-L	M1221-L
	Red	—	M1221-RL
†Key for Tamper Resistant Switch		55500-PRT	—



M1221-I

Lev-Lok® Wiring Modules

Device Type	Description	Cat. No.
Switches	Stranded Wire Leads (Black)	MSPSW-ST
	Stranded Wire Leads (Black) push wire connectors	MSPSW-WST
	Solid Wire Leads (Black)	MSPSW-SD
	Stranded Wire Leads (Brown to identify 277V applications)	MSPSW-7ST
	Solid Wire Leads (Brown to identify 277V applications)	MSPSW-7SD

Decora® Switches

Featuring a designer look and feel that qualify them as modern classics, Decora® rocker switches add so much at a modest cost that no fine home should be without them. Their sleek simplicity and smooth, quiet operation stem from quality materials fitted to tight tolerances and finished with great care, ensuring years of trouble-free service. Easy to wire, they work with tungsten, fluorescent and resistive loads. Their sturdy construction and dependable performance are everything you'd expect from the preeminent switch maker.

Sample Decora® Switches



Color Choices

Decora® switches are offered in a wide range of colors. To order colors, add suffix to Cat. No.

White (-W)
Ivory (-I)
Light Almond (-T)
Gray (-G/-GY)
Black (-E)
Brown

Features and Benefits

All Decora® Switches

- Switch frame shields against dust and fits in wallplate to prevent rocker binding
- Terminal screws accept up to #12 AWG copper or copper-clad wire
- Quickwire push-in terminals accept #14 AWG solid copper wire only
- Sturdy construction for long service life
- Full-rated current capacity with tungsten, fluorescent or resistive loads. Motor capacity is 80% of switch rating
- Complements every décor
- Limited 2-year warranty

Illuminated Decora® Switches

- Illuminated switch rocker illuminates when load is OFF
- Pilot Light switch rocker visible when load is ON, even in bright light
- Illuminated switch does not require a neutral; Pilot light switch requires a neutral

Imprinted Decora® Switches

- Stock Decora® switches available with choice of three imprints on rocker: FAN, DISPOSAL, OIL BURNER

DECORA® | Quickwire Push-In and Side Wired

Quickwire Push-In and Side Wired Switches*			
Rating		**15A-120/277V AC w/Ground Screw**	**15A-120/277V AC Self-grounding w/Ground Screw***
Description	**Color**	**Cat. No.**	**Cat. No.**
Single Pole	White	5601-2W	5601-P2W
	Ivory	5601-2I	5601-P2I
	Light Almond	5601-2T	5601-P2T
	Gray	5601-2GY	5601-P2G
	Black	5601-2E	5601-P2E
	Brown	5601-2	—
Double Pole	White	5602-2W	—
	Ivory	5602-2I	—
	Light Almond	5602-2T	—
	Black	5602-2E	—
3-Way	White	5603-2W	5603-P2W
	Ivory	5603-2I	5603-P2I
	Light Almond	5603-2T	5603-P2T
	Gray	5603-2GY	5603-P2G
	Black	5603-2E	5603-P2E
	Brown	5603-2	—
4-Way	White	5604-2W	—
	Ivory	5604-2I	—
	Light Almond	5604-2T	—
	Gray	5604-2GY	—
	Black	5604-2E	—
	Brown	5604-2	—

*Self-grounding when installed in a properly grounded metal box



5601-P2W



5603-2E



5604-2W

DECORA® | Illuminated and Imprinted

Decora® Switches

Quickwire and Side Wired — Illuminated*

Rating		15A-120V AC w/Ground Screw
Description	**Color**	**Cat. No.**
Single Pole	White	5611-2W
	Ivory	5611-2I
	Light Almond	5611-2T
3-Way	White	5613-2W
	Ivory	5613-2I
	Light Almond	5613-2T
4-Way	White	5614-2W
	Ivory	5614-2I
	Light Almond	5614-2T

*Lens illuminated when load is OFF — does not require a neutral wire



5611-2W

Quickwire Push-In and Side Wired — Pilot Light*

Rating		15A-120V AC w/ground screw
Description	**Color**	**Cat. No.**
Single Pole	White	5618-2W
	Ivory	5618-2I
	Light Almond	5618-2T

*Pilot light illuminated when load is ON



5618-2I

Quickwire and Side Wired — Imprinted

Rating		Stock	15A-120/277V AC w/ground screw
Description	**Color**	**Messages**	**Cat. No.**
Single Pole, Stock or Custom Print	White	FAN, DISPOSAL, OIL BURNER	5601-Z2W
	Ivory		5601-Z2I

Note: For Quickwire and Side Wired Molded made to order products, contact your Leviton sales representative



5601-Z2W

Decora Plus™ AC Quiet Commercial Specification Grade Rocker Switches

Decora Plus™ devices combine designer styling with all the benefits of rugged commercial grade construction. The robust product offering includes: single pole, double pole, 3- and 4-way switches, momentary and maintained contact switches, as well as pilot light and illuminated switches.

Features and Benefits

- Engineered for fine tolerances and top performance
- Decora Plus™ switches feature impact resistant thermoplastic construction for long service life
- All Decora® devices meet or exceed applicable UL, CSA and NOM testing standards

AC Quiet Rocker Switches

- Full rated current capacity with tungsten, fluorescent or resistive loads. Motor capacity is 80% of switch rating
- Back and side wiring terminals accept both solid and stranded wire to ease installation
- Architecturally-styled smooth-action concave rocker
- Heavy-duty impact-resistant thermoplastic construction for long service life in commercial applications
- Two ground connection options: a green grounding screw and a self-grounding clip
- Backed by a limited 10-year warranty

Canadian Switches

- Canadian Decora® wallplates available in a number of colors and fit “Commander Type” boxes

5691-2I

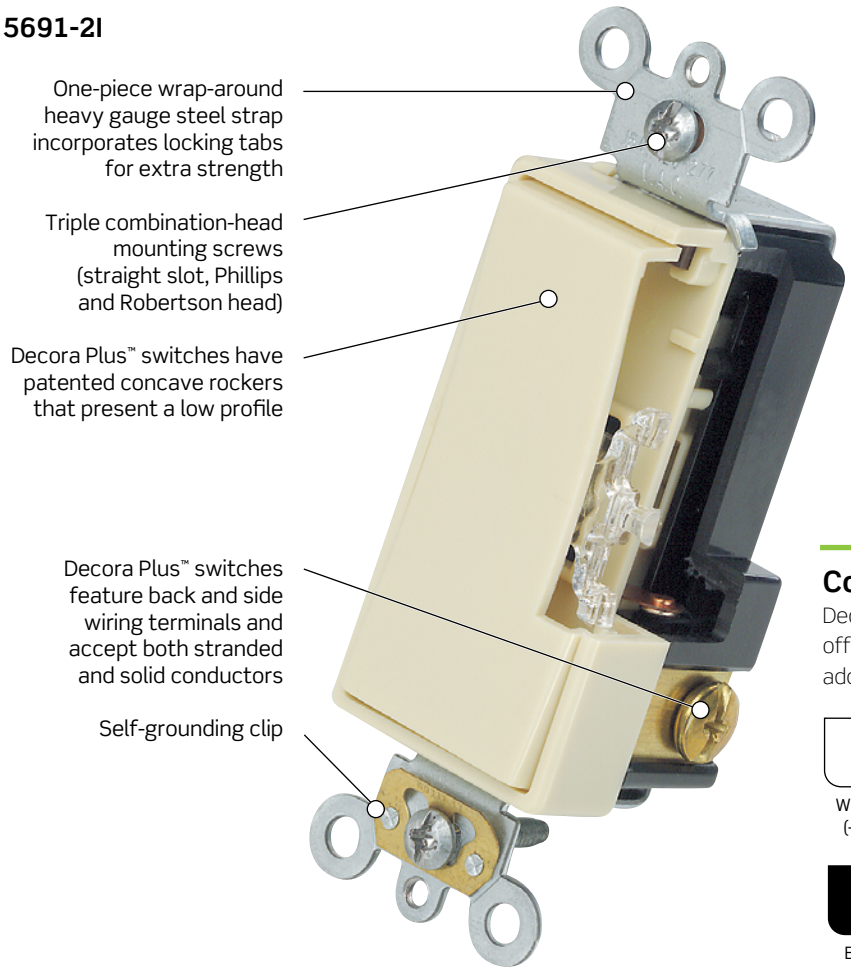

Color Choices

Decora Plus™ AC Quiet Rocker switches are offered in a wide range of colors. To order colors, add suffix to Cat. No.

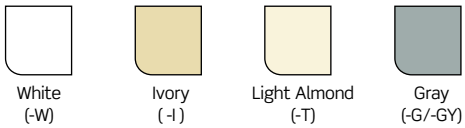



DECORA PLUS™ | AC Quiet Commercial Spec Grade

Decora Plus™ AC Quiet Commercial Specification Grade Rocker Switches

Back and Side Wired

Rating		15A-120/277V AC	20A-120/277V AC
Description	**Color**	**Cat. No.**	**Cat. No.**
Single Pole	White	5691-2W	5621-2W
	Ivory	5691-2I	5621-2I
	Light Almond	5691-2T	5621-2T
	Gray	5691-2GY	5621-2GY
	Black	5691-2E	5621-2E
	Brown	5691-2	5621-2
	Red	—	5621-2R
Double Pole	White	—	5622-2W
	Ivory	—	5622-2I
	Light Almond	—	5622-2T
	Gray	—	5622-2GY
	Black	—	5622-2E
3-Way	White	5693-2W	5623-2W
	Ivory	5693-2I	5623-2I
	Light Almond	5693-2T	5623-2T
	Gray	5693-2GY	5623-2GY
	Black	5693-2E	5623-2E
	Brown	5693-2	5623-2
	Red	—	5623-2R
4-Way	White	—	5624-2W
	Ivory	—	5624-2I
	Light Almond	—	5624-2T
	Gray	—	5624-2GY
	Brown	—	5624-2



5691-2GY



5693-CI

Back and Side Wired — Canadian

Rating		15A-120/347V AC	20A-120/347V AC
Description	**Color**	**Cat. No.**	**Cat. No.**
Single Pole	White	5691-CW	5621-CW
	Ivory	5691-CI	5621-CI
	Light Almond	—	5621-CT
	Gray	5691-CG	—
	Black	5691-CE	—
	Red	5691-CR	—
3-Way	White	5693-CW	5623-CW
	Ivory	5693-CI	5623-CI
	Light Almond	—	5623-CT
	Gray	5693-CG	5623-CG
	Black	5693-CE	—
4-Way	White	5694-CW	5624-CW

Decora Plus™ Maintained and Momentary Contact Switches

Features and Benefits

- Full rated current capacity with tungsten, fluorescent or resistive loads. Motor capacity is 80% of switch rating
- Wrap-around heavy-gauge strap with locking tabs for added strength
- Back and side wiring terminals accept both solid and stranded wire to ease installation
- Backed by a limited 10-year warranty

Back and Side Wired — Momentary Contact

Rating		15A-120/277V AC
Description	**Color**	**Cat. No.**
Single Pole, Double Throw, Center Off	White	5657-2W
	Ivory	5657-2I
	Light Almond	5657-2T
	Gray	5657-2GY
	Black	5657-2E
	Brown	5657-2



5657-2W

Back and Side Wired — Maintained Contact

Rating		15A-120/277V AC
Description	**Color**	**Cat. No.**
Single Pole, Double Throw, Center Off	White	5685-2W
	Ivory	5685-2I
	Light Almond	5685-2T
	Gray	5685-2GY
	Black	5685-2E
Double Pole, Double Throw, Center Off	White	5686-2W
	Ivory	5686-2I
	Light Almond	5686-2T



5686-2I

Decora Plus™ Commercial Specification Grade Illuminated and Pilot Light Switches

Features and Benefits

- Illuminated when load is OFF
- Pilot Light rocker visible when load is ON, even in bright light
- Back and side wiring terminals accept both solid and stranded wire to ease installation
- Two ground connection options: a green grounding screw and a self-grounding clip

Back and Side Wired — Illuminated*

Rating		20A-120V AC	20A-277V AC
Description	**Color**	**Cat. No.**	**Cat. No.**
Single Pole	White	5631-2W	5649-2W
	Ivory	5631-2I	—
	Light Almond	5631-2T	—
	Black	5631-2E	—
3-Way	White	5633-2W	5659-2W
	Ivory	5633-2I	—
	Light Almond	5633-2T	—

*Does not require a neutral wire



5631-2W

Back and Side Wired — Pilot Light**

Rating		20A-120V AC	20A-277V AC
Description	**Color**	**Cat. No.**	**Cat. No.**
Single Pole	White	5628-2W	5629-2W
	Ivory	5628-2I	—
	Light Almond	5628-2T	—
	Brown	5628-2	—
3-Way	White	5638-2W	5639-2W
	Ivory	5638-2I	—

**Requires a neutral wire



5628-2T



5638-2W

Appliance Switches

Features and Benefits

Single Pole Pull Chain Switches
- Standard finish of metal chain is nickel
- Standard leads are #18 AWG 105°C plastic, 6" long, stripped 1/2"
- 3 3/4" chain connector, 3' braided cord, end bell
- Bushing 3/8 - 27 x 3/8" long
- Piercing 13/32" dia

Door Jamb Switch
- Bushing 15/32-32 x 9/16" long

Single Pole Pull Chain Switches

Rating	3A 125V AC-L	6A 125V AC	3A 250V AC	1/4 HP 125/250V
Description		**Sequence**		**Cat. No.**
Heavy Duty, Single Circuit, Black and Red Leads		ON-OFF (L1, OFF)		1689-75
Heavy Duty, Two Circuit, Four Positions, Black, Blue, Red Leads		LOW-MED-HIGH-OFF (L1, L2, L1 & 2, OFF)		1689-50
Heavy Duty, Two Speed, Four Positions, Black, Blue, Red Leads		ONE-OFF-TWO-OFF (L1, L2, L3, OFF)		1691-50


1689-75

Rating	3A 125V	1A 125VT	1A 250V
Description	**Sequence**		**Cat. No.**
Compact, Single Circuit, Black Leads	ON-OFF		10097-8


10041-500

Rating	3A 125V AC-L	6A 125V AC	3A 250V AC
Description	**Sequence**		**Cat. No.**
Compact, Single Circuit, Black Leads	ON-OFF		10041-500

Continued on next page


10097-8

APPLIANCE | Push-Button Door Jamb | Feed-Through Cord | Miniature Feed-Through Cord

Appliance Switches

Push-Button Door Jamb Switch

Rating		3A 125V
Description	**Sequence**	**Cat. No.**
Single Circuit, Momentary, Metal Pushbutton, #18 AWG Leads, with Jamb Box, Mounting Screws and Cover Plate	NORMALLY ON	1865



1865

Feed-Through Cord Switch

Rating		3A 125V ½ HP 125V	
Description	**Sequence**	**Color**	**Cat. No.**
Heavy Duty, Single Pole, 18/2 - 16/2 Type SPT-1, SPT-2 or Round Cord 18/2, Type SVT and other cords up to 9/32" outer jacket	ON-OFF	White	5410-W
		Ivory	5410-I
		Brown	5410



5410-W

Miniature Feed-Through Cord Switch

Rating		3A 125V ½ HP 125V	
Description	**Sequence**	**Color**	**Cat. No.**
Miniature Single Pole, Captive Screw (for use with #18 ga. SPT-1 conductors)	ON-OFF	White	423-3W
		Ivory	423-3I
		Brown	423-3



423-3I

Decora® RF Anywhere Remote Switch

The Anywhere Decora® RF remote 3-way switch is perfect for those who desire the convenience of an extra indoor wall switch without the hassle of installing additional wiring. Using wireless radio frequency transmitters to turn lights on and off from two locations, it easily replaces a single-pole switch and fits into a standard wallbox. Ideal for stairwells, entrances, garages, basements, children's rooms or any room of your choice.

Features and Benefits

Anywhere Switch/Switch RF Remote (6696-W)

- Adds the convenience of an extra indoor wall switch wherever needed without installing additional wiring
- The receiver takes the place of (and wires like) an ordinary single-pole switch and fits in a standard wallbox
- Uses wireless radio frequency (RF) transmitters and receivers to turn lights ON and OFF from two locations
- Can be placed at a low height for convenient light control from bedside. Excellent for universal design applications
- The control signal passes through walls and floors, operating receivers up to 50 feet away
- Two operating channels with different frequencies prevent interference when two units are operating in one home
- Compatible with Decora® devices; comes with matching wallplate

Anywhere Switch/Plug-In RF Remote (6697-W)

- Adds the convenience of a switched outlet without installing additional wiring
- The receiver plugs into a standard 15 or 20 Amp outlet
- Uses wireless radio frequency (RF) transmitters and receivers to turn lamps or small appliances within 50 feet ON and OFF
- Can be placed at a low height for convenient light control from bedside. Excellent for universal design applications
- The control signal passes through walls and floors, operating receivers up to 50 feet away
- Two operating channels with different frequencies prevent interference when two units are operating in one home
- Compatible with Decora® devices; comes with matching wallplate

Decora® Anywhere Switch UL CSA

Description	Rating	Cat. No.
Anywhere Switch/Switch RF Remote Decora®	300W - 120V AC 60 Hz	6696-W
Anywhere Switch/Plug-In RF Remote Decora®	600W Incandescent/ 300W Fluorescent/ 600W Appliance @ 120V AC-60Hz	6697-W



6696-W



6697-W

AC Manual Motor Starting Switches

Leviton manual motor controllers are available as either single switches or with enclosures. Available enclosures include Type 1 thermoplastic, Type 1 powder-coated metal, Type 3R powder-coated metal or Type 4 non-metallic.

MS403-DS

Suitable as Motor Disconnect

All 30A and 40A motor starters are listed suitable as motor disconnect when protected by a 30A time-delay fuse.



Oversized PBT toggle is easy to turn ON/OFF with gloved hand and capable of withstanding extreme impact, harsh chemicals and prolonged ultraviolet exposure

Mounting yoke is permanently marked with catalog number, amperage, voltage and horsepower ratings for easy identification

Robust, full-face, nickel-plated, brass mounting yoke offers exceptional strength and corrosion-resistance

Impact resistant PBT face and base

Internal chamber barriers prevent flash-over between contact sets

Strip gauge and terminal identification permanently marked on base of device

#10 triple-drive nickel-plated terminal screws resist loosening from vibration and facilitate tightening to proper torque ranges

Side and back wired terminal screws accept up to #10 AWG solid copper wire

Insulating barriers provide terminal isolation between phases

Thick walled PBT base and interlocking face encapsulates and protects internal mechanism in extreme and harsh industrial environments

Nickel plated brass bushings secure yoke to device

MS602-FW



Large toggle is easy to turn ON/OFF with gloved hand

Thick walled PBT base and interlocking face encapsulates and protects internal mechanism in extreme and harsh industrial environments

Impact-resistant PBT face and base

Internal chamber barriers prevent flash-over between contact sets

Zinc-plated brass rivets secure yoke to device

Insulating barriers provide terminal isolation between phases

Front wired terminal screws accept up to #4 stranded AWG or #10 solid AWG copper wire

Features and Benefits

Motor Starting Switches

- All molded parts are thermoplastic to resist impacts, chemicals, temperature, tracking and arcing
- 30 Amp and 40 Amp switches are listed suitable as motor disconnect when protected by a 30 Amp time-delay fuse
- Positive-contact design and cam-driven mechanism enhances fast-make/slow-break
- Silver-alloy contacts for maximum conductivity and service life
- Multiple termination design accepts back and side wiring, terminal clamps or ring terminals
- Back and side wire terminals accept up to #10 AWG solid copper wire. For stranded #8 AWG wire, remove terminal clamp and use ring terminal (sold separately)
- Oversized #10 triple-drive terminal screws provide greater torque and resist backing out from vibration
- Insulating barrier between terminals provide isolation from each phase
- Nickel-plated brass mounting strap for superior corrosion resistance
- Large toggle provides positive actuation, even with gloved hand
- Backed by a limited 10-year warranty

Welder Starting Switch

- Capable of accommodating bus bar termination in multi-gang applications
- Hole for mounting hardware supports panel mounting with self-threading fasteners or pop rivets
- Terminal screws accept up to #10 AWG solid copper wire. For stranded #8 AWG wire, remove terminal clamp and use ring terminal (sold separately)
- Fast-threading, corrosion-resistant brass triple-drive screws for fast, easy installation
- Backed by a limited 10-year warranty

Sample Motor Starting Switches



AC Manual Motor Starting Switches

30A-600V AC — Suitable as Motor Disconnect

30A Motor Starting without Overload Protection

Switch Type	Pole	Phase	Description	Wiring Position	AC HP Rating 120V	240V	480V	600V	Cat. No.
Motor Switch NEMA Type 1 Enclosure	2P	1Ø	Metal Gray Enclosure	Back & Side	2HP	5HP	10HP	15HP	N1302-DS
	3P	3Ø	Metal Gray Enclosure	Back & Side	3HP	7.5HP	15HP	20HP	N1303-DS
	3P	3Ø	Thermoplastic Black Enclosure**	Back & Side	3HP	7.5HP	15HP	20HP	N1303-TDS
Motor Switch NEMA Type 3R Enclosure	2P	1Ø	Metal Gray Enclosure	Back & Side	2HP	5HP	10HP	15HP	N3302-DS
	3P	3Ø	Metal Gray Enclosure	Back & Side	3HP	7.5HP	15HP	20HP	N3303-DS
Motor Switch NEMA Type 4X Enclosure	2P	1Ø	Thermoplastic Gray Enclosure*	Back & Side	2HP	5HP	10HP	15HP	MS4X-302
	3P	3Ø	Thermoplastic Gray Enclosure*	Back & Side	3HP	7.5HP	15HP	20HP	MS4X-303
Motor Switch Only	2P	1Ø	Black Standard Toggle Switch	Back & Side	2HP	5HP	10HP	15HP	MS302-DS
	2P	1Ø	Black Short Toggle Switch	Back & Side	2HP	5HP	10HP	15HP	MS302-DSS
	3P	3Ø	Black Standard Toggle Switch	Back & Side	3HP	7.5HP	15HP	20HP	MS303-DS
	3P	3Ø	Black Short Toggle Switch	Back & Side	3HP	7.5HP	15HP	20HP	MS303-DSS

*4X Enclosures are high impact Valox™ in wateright enclosure rated 4X, 3R, 12K and IP67.
**Enclosure has black thermoplastic cover with steel box

40A-600V AC — Suitable as Motor Disconnect

40A Motor Starting without Overload Protection

Switch Type	Pole	Phase	Description	Wiring Position	AC HP Rating 120V	240V	480V	600V	Cat. No.
Motor Switch NEMA Type 4X Enclosure	2P	1Ø	Thermoplastic Gray Enclosure*	Back & Side	2HP	5HP	10HP	15HP	MS4X-402
	3P	3Ø	Thermoplastic Gray Enclosure*	Back & Side	3HP	7.5HP	15HP	20HP	MS4X-403
Motor Switch Only	2P	1Ø	Black Standard Toggle Switch	Back & Side	2HP	5HP	10HP	15HP	MS402-DS
	2P	1Ø	Black Standard Toggle Switch	Back & Side	2HP	5HP	10HP	15HP	MS403-DS

*4X Enclosures are high impact Valox™ in wateright enclosure rated 4X, 3R, 12K and IP67

60A-600V AC — These items are **NOT** Suitable as Motor Disconnect

Motor Starting without Overload Protection									
Switch Type	Pole	Phase	Description	Wiring Position	AC HP Rating				Cat. No.
					120V	240V	480V	600V	
Motor Switch NEMA Type 3R Enclosure	2P	1Ø	Metal Black Enclosure	Front	—	10HP	15HP	20HP	N3602
	3P	3Ø	Metal Black Enclosure	Front	—	10HP	25HP	30HP	N3603
Motor Switch Only	2P	1Ø	Black Standard Toggle Switch	Back	—	10HP	15HP	20HP	MS602-BW
	2P	1Ø	Black Standard Toggle Switch	Front	—	10HP	15HP	20HP	MS602-FW
	3P	3Ø	Black Standard Toggle Switch	Back	—	10HP	25HP	30HP	MS603-BW
	3P	3Ø	Black Standard Toggle Switch	Front	—	10HP	25HP	30HP	MS603-FW

30A, 40A and 60A Enclosures Only

Suitable as Motor Disconnect			
Switch Type	Used With	Description	Cat. No.
Enclosure Only NEMA Type 1	30A	Metal Gray Enclosure	N13NC-DS
	30A	Thermoplastic Black Enclosure**	N13NC-TDS
Enclosure Only NEMA Type 3R	30/40A	Metal Gray Enclosure	N33NC-DS
Enclosure Only NEMA Type 3R	60A	Metal Gray Enclosure	N36NC

**Enclosure has black thermoplastic cover with steel box

Welder Switch

40A-600V AC

Motor Starting without Overload Protection						
Switch Type	Pole	Phase	Description	Wiring Position	AC HP Rating 250V	Cat. No.
Welder Switch Only	2P	—	Black Standard Toggle Switch	Back	5HP	WS402

SAFETY DISCONNECT SWITCHES

Powerswitch® Safety Disconnect Switches

Watertight and dust-tight Powerswitch® Safety Disconnect Switches are the ideal choice for process environments with particulate laden air, outdoor exposure, or water wash-down requirements. Heavy duty enclosed safety disconnect switches cut power to the circuit for equipment servicing and are designed to withstand higher short circuit currents than manual motor controllers.

Sample Safety Disconnect Switches



Features and Benefits

30 Amp
- Non-Fused and Fused
- IP67 Watertight
- NEMA 4X and IEC (DS30-AX)
- Fused models accept "Class-J" Time-Delay Fuses
- Backed by a limited 2-year warranty

60 Amp
- Non-Fused and Fused
- IP67 Watertight
- Hub sold separately
- Fused models accept "Class-J" Time-Delay Fuses
- Backed by a limited 2-year warranty

100 Amp
- Non-Fused
- IP67 Watertight
- Hub sold separately
- Fused models accept "Class-J" Time-Delay Fuses
- Backed by a limited 2-year warranty

Powerswitch® Safety Disconnect Switches

Powerswitch® DS30-AX







SAFETY DISCONNECT SWITCHES

Powerswitch® Safety Disconnect Switches

Powerswitch® DS60-FAX

Liquid-tight conduit fitting (sold separately) can be installed for top or bottom feed

Stainless steel screws are captive and will not fall out when cover is opened

Integrated lockout handle meets OSHA safety regulations



Impact UV and chemical-resistant Valox enclosure rated to UL and IEC watertight standards

- 3R, 4X & 12K
- IP67

Red “pistol grip” handle provides visual confirmation of switch’s status

Circuit identification pad for means of identifying specific equipment loads

Pre-wired grounding plates (top and bottom of enclosure) connect to metal conduit grounding system



Brass threaded inserts will not strip, provide higher torque, and form tighter seal between back box and cover

Generous wiring space for top to bottom wiring

Disconnect switch with integrated fuse holder offers proven performance in a compact package

- Fused cartridges accept “Class J” fuses (not included)
- 1 factory installed auxiliary contact (normally open – 10 Amp)
- Additional auxiliary contact available (normally closed – 10 Amp)
- Easily accessible neutral and ground terminal blocks

Rugged hinge mechanism pivots 180° for easy access during installation and maintenance

Handle (with padlock installed)

Cover Screws:
1-1/8" deep slotted, LG stainless steel

Mounting Screws:
10-24 x 1/2" deep slotted, LG stainless steel





SAFETY DISCONNECT SWITCHES

Safety Disconnect Switches

Description	Amps	Max Voltage	RMS Symmetrical Amperes	Cat No.
Disconnect Switch Non-Fused*	30	600V AC	10,000A	DS30-AX
	60	600V AC	50,000A	DS60-AX
	100	600V AC	50,000A	DS100-AX
Disconnect Switch Fused**	30	600V AC	200,000A	DS30-FAX
	60	600V AC	200,000A	DS60-FAX

*Non-Fused are suitable for use on circuits capable of delivering not more than the RMS symmetrical amperes listed on the chart above.
**Fused, when protected by Class J fuses, 600V AC maximum, are suitable for use on circuits capable of delivering not more than the RMS symmetrical amperes listed on the chart above

Maximum HP Ratings as Per UL 508

Volts	DS30-AX Non-Fused	DS60-AX Non-Fused	DS100-AX Non-Fused	DS30-FAX Fused	DS60-FAX Fused
120V AC	2	2	5	2	N/R
208V AC	5	20	25	7.5	15
240V AC	5	10	15	3	N/R
480V AC	10	20	25	7.5	N/R
600V AC	N/A	20	20	20	N/R
3Ø Y120/208V AC	10	20	25	7.5	15
3Ø 240V AC	10	20	30	7.5	15
3Ø 480V AC	20	40	50	15	30
3Ø 600V AC	25	40	50	20	50

N/R: Not rated
N/A: Not available

Powerswitch® Switched Enclosures

Our Powerswitch® switched enclosure devices combine a 30A, non-fused safety disconnect switch and a NEMA locking receptacle in the same enclosure for easier installation and maintenance. These disconnect switches with receptacles are non-metallic, watertight and are engineered to enhance safety and performance for critical power control installations.

MIDSR-23



Drill points and ample space provided for bottom or top conduit entry (conduit hub not included)

Stainless steel cover screws won't fall out when cover is open

Place receptacle amperage and voltage label here

Impact resistant, non-conductive Valox® thermoplastic housing and handle

Housing material has UL94 V-0 self-extinguishing flammability rating

Interlock mechanism prevents receptacle from being energized when handle is down; constrains plug when up



Ground buss

Neutral buss

DIN rail mounted, IEC non-fused 30A switch mechanism

One factory installed auxiliary contact (normally open – 10A). Additional auxiliary contacts available (normally closed – 10A). Early make, late break contacts

Factory installed cover gasket

Bottom-hinged mechanism pivots 180° for easy access during installation and maintenance

Accepts 20A or 30A, up to 600V, Leviton V-0-MAX™ or any competitive NEMA locking flush receptacle (sold separately)

Features and Benefits

- Meet the requirements of outdoor/indoor installations, conforming to IP 66, UL Standard 50 and NEMA environmental ratings of 4X, 12K only when used in conjunction with Leviton Wetguard® plugs
- Meets the requirements of outdoor/indoor installations conforming to IP 54 and NEMA 3R with standard locking NEMA plugs and receptacles with cover closed when not in use
- For use with 20A-30A NEMA locking receptacles up to 600V (sold separately)
- Provide ON-OFF switched control for a connected load
- Lockout capability in compliance with OSHA Lockout/Tagout Regulation 29 CFR Part 1910.147 (in the OFF position) with an acceptable padlock/shackle, thereby assuring the connected equipment cannot be energized
- Auxiliary contact open prior to the line contacts for pilot duty switching
- Backed by a limited 2-year warranty
- Suitable for use on circuits capable of delivering not more than 10,000 RMS symmetrical amperes
- Certified to UL 231 and UL 686, UL 98 Fused, UL 508 Non-Fused, CSA C22.2 CE, IEC 60309-1 and 60309 2 standards

Powerswitch® EDSR-23 and MIDSR-23 30A 600V AC Mechanically Interlocked Disconnect Switch with Receptacle Bracket

Powerswitch® EDSR-23 and MIDSR-23 Accessories (included)

A. Mounting feet

B. Extra wire accommodates all receptacle to switch connections (1-white, 1-green, 3-black)

C. 2 green wires and ground bracket

D. Wetguard® seal package for use with corrosion resistant receptacles and Wetguard® plugs



POWERSWITCH® SAFETY DISCONNECT | EDSR-23 and MIDSR-23

Powerswitch® Switched Enclosures

Switched Enclosure Devices				
Description	**Amps**	**Max Voltage**	**Short Circuit Current Withstand**	**Cat No.**
Enclosed Disconnect Switch with Receptacle Bracket	30	600V AC	10,000A	EDSR-23
Mechanically Interlocked Disconnect Switch with Receptacle Bracket	30	600V AC	10,000A	MIDSR-23



EDSR-23

Maximum HP Ratings as Per UL 508		
Volts	**EDSR-23 Non-Fused**	**MIDSR-23 Non-Fused**
120V AC	2	2
208V AC	5	5
240V AC	5	5
480V AC	10	10
600V AC	N/A	N/A
3Ø Y120/208V AC	10	10
3Ø 240V AC	10	10
3Ø 480V AC	20	20
3Ø 600V AC	25	25

N/A: Not available



MIDSR-23

Straight Blade Devices

B

15 & 20 Amp Devices B-2
Traditional Receptacles B-3
CO/ALR Receptacles B-17
Floor Box Assemblies B-17
Dual Voltage Receptacles B-18
Decora® Receptacles B-19
Lev-Lok® Modular Receptacles B-24
Snap-In Devices B-38
Plugs & Connectors, Flanged Inlets & Outlets .. B-39
Black & White® Industrial Grade Devices B-44
Python® Hinged Devices B-48
Midget Devices B-49
Integrated Power B-50
30, 50 & 60 Amp Power Devices B-51



15A & 20A Devices

Leviton offers a large selection of 15 and 20 Amp devices including residential, commercial and industrial grade receptacles, plugs and connectors; snap-in devices; as well as flanged inlets and outlets.

15A & 20A Devices



Traditional Receptacles

Leviton's comprehensive line of traditional receptacles includes devices rated for all residential applications in a variety of standard configurations and colors.

Features and Benefits

- TR symbol on residential receptacles assures they meet the latest NEC requirements for tamper-resistant receptacles
- Ultrasonic welding, heavy-duty construction offers long, trouble-free service life

20 Amp

- Terminal Screw accepts up to #10 AWG copper

T5320



Color Choices

Residential straight blade devices are offered in a wide range of colors. To order colors, add suffix to Cat. No.

White (-W)	Ivory (-I)	Light Almond (-T)	Gray (-G/-GY)	Black (-E)	Brown

Straight Blade Devices

15A, 20A | Traditional Receptacles

Residential Grade Receptacles

Features and Benefits

Quickwire Push-In and Side Wired Receptacles
- Terminal screws accept up to #12 copper or copper-clad wire
- Quickwire push-in terminals accept #14 solid copper wire only
- Double-wipe power contacts for maximum conductivity and plug retention
- Thermoplastic construction
- Heavy-gauge, rust-resistant steel mounting strap
- Shallow design for maximum wiring room
- Break-off plaster ears for best flush alignment
- Captive mounting screws
- Break-off tabs allow easy two-circuit conversion
- Backed by a limited 10-year warranty

Tamper-Resistant Receptacles
- Shutter mechanism inside the receptacle blocks access to the contacts unless a two-prong plug is inserted, helping ensure hairpins, keys, etc., will be locked out
- TR symbol on residential receptacles assures they meet the 2008 NEC requirement
- Ultrasonic heavy-duty construction offers long, trouble-free service life

20A
- Terminal screw accepts up to #10 AWG copper

Quickwire Push-in and Side Wired

Rating		15A-125V	20A-125V
NEMA		5-15R	5-20R
Description	**Color**	**Cat. No.**	**Cat. No.**
Duplex, Tamper-Resistant	White	T5320-W	—
	Ivory	T5320-I	—
	Light Almond	T5320-T	—
	Black	T5320-E	—
	Brown	T5320	—
Duplex, Tamper-Resistant, Self-Grounding*	White	T5320-SW	—
	Ivory	T5320-SI	—
	Light Almond	T5320-ST	—
Duplex, Tamper- and Weather-Resistant	White	W5320-TW	—
	Ivory	W5320-TI	—
	Gray	W5320-TG	—
Duplex	White	5320-W	—
	Ivory	5320-I	—
	Light Almond	5320-T	—
	Black	5320-E	—
	Brown	5320	—
Duplex, Self-Grounding*	White	5320-SW	—
	Ivory	5320-SI	—
	Light Almond	5320-ST	—
	Brown	5320-S	—
Duplex, 8-hole Quickwire with Ground Screw	White	5248-W	—
	Ivory	5248-I	—
	Brown	5248	—
Duplex Tamper-Resistant, Self-Grounding*, No Quickwire	White	—	T5820-W
	Ivory	—	T5820-I
	Light Almond	—	T5820-T
	Gray	—	T5820-GY
	Black	—	T5820-E
	Brown	—	T5820


T5320-W


W5320-TW


T5820-W

*Self-Grounding when installed in a properly grounded metal wallbox.
Note: Please consult factory for duplex receptacles, less plaster ears

15A, 20A | Traditional Receptacles

Side Wired

Rating		15A-125V	15A-125V
NEMA		5-15R	1-15R
Description	**Color**	**Cat. No.**	**Cat. No.**
Duplex, on 4" Cover	Brown	1228	—
Duplex, Non-Grounded, Plastic Ears*	White	—	223-W
	Ivory	—	223-I
	Brown	—	223
Duplex, T-Slot, Non-Grounded (not UL listed; for replacement use only)*	Ivory	—	5000
Clock Hanger, Flush Mount with Square Recess with Ground Screw	White	688-W	—
	Ivory	688-I	—
	Light Almond	688-T	—

CSA Certified except where indicated by *



223-I



688-W

Related Products
Leviton also offers superior quality recessed devices. **See pages Q-32 to Q-33 in the Connected Home section for more information.**

Wallplates
Find the right wallplate for any application. **See section T for Wallplates & Weather-Resistant Covers.**

Straight Blade Devices

COMMERCIAL

15A, 20A | Traditional Receptacles

Commercial Spec Grade Receptacles

Leviton offers a large selection of 15 and 20 Amp commercial spec grade receptacles, including Decora® devices* available in a wide variety of colors, wiring options and other features. Leviton's commercial receptacles are manufactured to withstand the demands of commercial and institutional applications. These commercial receptacles provide long-lasting service life and are a cost-saving alternative to the industrial devices.

BR20-W



Back-wiring clamps accept up to #10 solid or stranded copper wire

Face locked into base

Zinc die-cast bushing for additional assembly security

Base and face made of high impact thermoplastic

Convenient washer-type break-off plaster ears for best flush alignment

Self-grounding clip staked on; will never fall off

External clamp type, back wiring

Easily accessible break-off tabs when split feed wiring is required; allows easy two-circuit conversion

Exclusive triple combination screw heads accepts Phillips, Robertson, and Slotted screw drivers for fast installation; backed out and staked, accept #10 copper or copper-clad wire

Heavy duty wraparound mounting strap locked into body

Color Choices

Commercial straight blade devices are offered in a wide range of colors. To order colors, add suffix to Cat. No.

White (-W)	Ivory (-I)	Light Almond (-T)	Gray (-G/-GY)	Black (-E)	Brown	Yellow (-Y)	Orange (-O)

Features and Benefits

- Manufactured to withstand the demands of commercial and institutional applications
- Heavy-duty brass power contacts for maximum conductivity and plug retention
- Shallow design for maximum wiring room in box
- UL Listed, CSA Certified and NOM Certified
- Meets NEMA WD-1 & 6, and ANSI standards
- Backed by a limited 10-year warranty

*See page B-19 to B-23 for Decora® devices

15A, 20A | Traditional Receptacles

Back and Side Wired, Self-Grounding

Rating		15A-125V	15A-250V	20A-125V	20A-250V
NEMA		5-15R	6-15R	5-20R	6-20R
Description	**Color**	**Cat. No.**	**Cat. No.**	**Cat. No.**	**Cat. No.**
Duplex, Tamper Resistant	White	TBR15-W	—	TBR20-W	—
	Ivory	TBR15-I	—	TBR20-I	—
	Light Almond	TBR15-T	—	TBR20-T	—
	Gray	TBR15-GY	—	TBR20-GY	—
	Black	TBR15-E	—	TBR20-E	—
	Brown	TBR15	—	TBR20	—
Duplex	White	BR15-W	—	BR20-W	—
	Ivory	BR15-I	—	BR20-I	5824-I
	Light Almond	BR15-T	—	BR20-T	—
	Gray	BR15-GY	—	BR20-GY	—
	Black	BR15-E	—	BR20-E	—
	Brown	BR15	—	BR20	5824
Duplex, Weather Resistant	White	WBR15-W	—	WBR20-W	—
	Yellow	WBR15-Y	—	WBR20-Y	—
Single	White	—	—	5891-W	—
	Ivory	5088-I	5089-I	—	5823-I
	Brown	5088	—	5891	5823


WBR20-Y


TBR20-W

Back and Side Wired, AC Self-Grounding

Rating		15A-277V
NEMA		7-15R
Description	**Color**	**Cat. No.**
Duplex	Brown	5585


5585

Straight Blade Devices

COMMERCIAL

15A, 20A | Traditional Receptacles

Commercial Spec Grade Receptacles

Side Wired, Self-Grounding

Rating		15A-125V	15A-250V	20A-125V	20A-250V
NEMA		5-15R	6-15R	5-20R	6-20R
Description	**Color**	**Cat. No.**	**Cat. No.**	**Cat. No.**	**Cat. No.**
Duplex, Tamper Resistant	White	TCR15-W	—	TCR20-W	—
	Ivory	TCR15-I	—	TCR20-I	—
	Light Almond	TCR15-T	—	TCR20-T	—
	Gray	TCR15-GY	—	TCR20-GY	—
	Black	TCR15-E	—	TCR20-E	—
	Brown	TCR15	—	TCR20	—
Duplex, Tamper and Weather Resistant	White	TWR15-W	—	TWR20-W	—
	Gray	TWR15-GY	—	TWR20-GY	—
	Yellow	—	—	TWR20-Y	—
Duplex	White	CR15-W	—	CR20-W	5822-W
	Ivory	CR15-I	5028-I	CR20-I	5822-I
	Light Almond	CR15-T	—	CR20-T	—
	Gray	CR15-GY	—	CR20-GY	—
	Black	CR15-E	—	CR20-E	—
	Brown	CR15	5028	CR20	5822
	Orange	—	—	CR20-O	—
Duplex, Smooth Face	White	CR015-W	—	CR020-W	—
	Ivory	CR015-I	—	CR020-I	—
	Gray	CR015-GY	—	CR020-GY	—
	Black	CR015-E	—	CR020-E	—
	Brown	CR015	—	CR020	—
Duplex, on 4" Cover*	Brown	5042	—	—	—
Duplex, with Pigtail Leads*	White	5040-W	—	5340-W	—
	Ivory	5040-I	—	5340-I	—
	Gray	—	—	5340-GY	—
	Brown	—	—	5340	—
Duplex, with 6" wire leads, no ground lead and self-grounding clip	White	5040-CW	—	5340-CW	—
	Ivory	5040-CI	—	5340-CI	—
	Gray	5040-CGY	—	5340-CGY	—
Single, Tamper Resistant	White	T5015-W	—	T5020-W	—
	Ivory	T5015-I	—	T5020-I	—
	Light Almond	T5015-T	—	T5020-T	—
	Gray	T5015-GY	—	—	—
	Black	T5015-E	—	—	—
	Brown	T5015	—	T5020	—
Single	White	5015-W	5029-W	5801-W	5821-W
	Ivory	5015-I	5029-I	5801-I	5821-I
	Light Almond	5015-T	—	5801-T	5821-T
	Brown	5015	5029	5801	5821
Single, on 4" Cover	Brown	5059	—	—	—
Single, short strap, 8-32 tapped mounting holes on 1 3/4" centers	Black	5258-SS	5658-SS	5558-SS	5458-SS

CSA certified except where indicated by *


TCR20-GY


CR20-GY


5040-CI


T5020-W


5658-SS

Wallplates
Find the right wallplate for any application. **See section T for Wallplates & Weather-Resistant Covers.**

Extra Heavy-Duty Industrial Grade Receptacles

Leviton's Extra Heavy-Duty Industrial Grade Series receptacles withstand the rigors of the harshest environments, such as those found in factories, schools, and municipal buildings. These specification grade devices are the best choice where durability, safety and reliability are of utmost importance.

5362-W



Brass self-grounding clip staked on, will never fall off

Back and side wired ground terminal for quick and easy ground wire installation

Face and body lock together with exclusive latch construction to provide strength and durability

Back and side wiring; accept #10 to #14 copper or copper-clad wire

Combination triple-drive Brass #10-32 screws (Standard, Phillips, Robertson) for fast installation

Thick-walled, impact-resistant nylon cover and body withstands abuse

One-piece brass mounting strap with integral ground contacts for superior ground path (on select models)

Color Choices

Industrial straight blade devices are offered in a wide range of colors. To order colors, add suffix to Cat. No.

White (-W)	Ivory (-I)	Light Almond (-T)	Gray (-G/-GY)	Black (-E)	Brown	Red (-R)	Yellow (-Y)	Blue (-B)	Orange (-O)

Features and Benefits

- Thick-walled, impact-resistant nylon cover and body lock together with an exclusive four-corner latch mechanism, ensuring device maintains integrity even with heavy use
- One-piece brass strap with integral ground contacts provides a "clean" and safe ground path
- Heavy duty triple-wipe "T" contacts provide superior conductivity and service life
- Meets NEMA WD-1 & 6, and ANSI standards
- Fed Spec, UL listed, CSA and NOM certified
- Backed by a limited 10-year warranty

*See page B-19 to B-23 for Decora® devices

Straight Blade Devices

15A, 20A | Traditional Receptacles

Industrial Spec Grade, Back and Side Wired/Wire Lead Receptacles

Features and Benefits

- Impact-resistant thermoplastic nylon cover and body
- Smooth face does not collect dirt
- Four corner latches securely fasten face
- Large, triple-wipe, brass "T" contacts for superior contact and conductivity
- Back and side-wiring options
- Brass terminal screws to reduce conductor oxidation
- Break-off tabs for easy two-circuit conversion
- Apron barrier to prevent accidental contact between terminal screw heads and metal box
- Exclusive V-shaped, serrated back-wiring clamps for superior contact and conductivity
- Wire lead receptacles for fast and easy installation
- Backed by a limited 10-year warranty

Back and Side Wired, Self-Grounding FED SPEC

Rating		15A-125V	15A-250V	20A-125V	20A-250V
NEMA		5-15R	6-15R	5-20R	6-20R
Description	**Color**	**Cat. No.**	**Cat. No.**	**Cat. No.**	**Cat. No.**
Extra Heavy-Duty Duplex, Brass Strap with Integral Ground Contacts	White	5262-W	—	5362-W	—
	Ivory	5262-I	5662-I	5362-I	5462-I
	Gray	5262-GY	—	5632-GY	5462-GY
	Black	5262-E	—	5362-E	—
	Brown	5262	5662	5362	5462
	Red	5262-R	—	5362-R	—
Heavy-Duty Single	White	5261-W	—	5361-W	5461-W
	Ivory	5261-I	5661-I	5361-I	5461-I
	Light Almond	—	—	5361-T	5461-T
	Gray	5261-GY	—	5361-GY	5461-GY
	Black	—	5661-E	5361-E	—
	Brown	5261	5661	5361	5461
	Red	5261-R	—	5361-R	5461-R
Heavy-Duty Single, Corrosion-Resistant	Yellow	5261-CR	5661-CR	5361-CR	5461-CR
Heavy-Duty Duplex	White	5252-W	—	5352-W	—
	Ivory	5252-I	—	5352-I	—
	Light Almond	5252-T	—	5352-T	—
	Gray	5252-GY	—	5352-GY	—
	Black	5252-E	—	5352-E	—
	Brown	5252	—	5352	—
	Red	5252-R	—	5352-R	—
	Blue	5252-BU	—	5352-BU	—
Heavy-Duty Wide Body Duplex	Yellow	52CM-62	—	53CM-62	—
Single, Clock Hanger	Stainless Steel	5261-CH	—	5361-CH	—
Heavy-Duty Narrow Body Spec Grade Duplex	White	5262-SW	—	5362-SW	—
	Ivory	5262-SI	—	5362-SI	—
	Light Almond	5262-ST	—	5362-ST	—
	Gray	5262-GYS	—	5362-GYS	—
	Black	5262-SE	—	5362-SE	—
	Brown	5262-S	—	5362-S	—
	Red	5262-SR	—	5362-SR	—
	Blue	5262-SBU	—	5362-SBU	—
	Orange	—	—	5362-SO	—

Continued on next page


5262-W


5362-SW


52CM-62

Continued from previous page

Back and Side Wired, Self-Grounding FED SPEC

Rating		15A-125V	15A-250V	20A-125V	20A-250V
NEMA		5-15R	6-15R	5-20R	6-20R
Description	**Color**	**Cat. No.**	**Cat. No.**	**Cat. No.**	**Cat. No.**
Heavy-Duty Spec Grade, Duplex, with 6" wire leads	White	5262-LW	—	5362-LW	—
	Ivory	5262-LI	—	5362-LI	—
	Light Almond	—	—	5362-LT	—
	Gray	5262-LGY	—	5362-LGY	—
	Black	5262-LE	—	5362-LE	—
	Brown	5262-L0	—	5362-L0	—
	Red	5262-LR	—	5362-LR	—



5362-IG

Back and Side Wired, Isolated Ground FED SPEC

Description	Color	Cat. No.	Cat. No.	Cat. No.	Cat. No.
Heavy-Duty Spec Grade, Duplex	White	5262-IGW	—	5362-IGW	—
	Ivory	5262-IGI	—	5362-IGI	—
	Light Almond	—	—	5362-IGT	—
	Gray	5262-IGG	—	5362-IGG	—
	Black	5262-IGE	—	5362-IGE	—
	Brown	5262-IGB	—	5362-IGB	—
	Red	5262-IGR	—	5362-IGR	—
	Blue	—	—	5362-BIG	—
	Orange	5262-IG	5662-IG	5362-IG	5462-IG
Heavy-Duty Spec Grade, Single	Orange	5261-IG	—	5361-IG	—



5242-I

Side Wired FED SPEC

Description	Color	Cat. No.	Cat. No.	Cat. No.
Heavy-Duty Spec Grade, Duplex	White	5242-W	—	5342-W
	Ivory	5242-I	—	5342-I
	Gray	5242-GY	—	5342-GY
	Black	—	—	5342-E
	Brown	5242	—	5342
	Red	5242-R	—	5342-R
	Blue	—	—	5342-BU
Heavy-Duty Spec Grade, Single	White	—	5651-W	—
	Ivory	5251-I	5651-I	5351-I
	Brown	5251	5651	5351



5342-W

4-Pole, 4-Wire, Non-Grounding

Rating		20A-120/208V 3ØY	
NEMA		18-20R	18-20P
Description	**Wallplate Information**	**Cat. No.**	**Cat. No.**
Flush Mount Power Receptacle	Fits any standard single gang receptacle plate with 1.41" diameter center hole	7250-FR	—
Straight Plug		—	7251-C



7250-FR

Industrial Grade, Extra Heavy-Duty Four-In-One Receptacles

Features and Benefits

- Terminal wiring screws fit inside a standard single gang wallbox; adapter plate not required (optional)
- Impact resistant nylon cover and base for strength and resistance to chemicals and corrosives
- Easy-to-read voltage and amperage rating molded onto smooth face; easy to clean surface
- Extra Heavy-Duty, T-type triple-wipe bronze contacts for maximum performance
- Ground holes configured up or down to be outside the device, accommodating up to 4 Fed Spec size straight or angle plugs
- #8 terminal screws accept up to #12 solid or stranded copper wire
- Termination anchor holes for easy conductor wiring
- Exclusive shield-wall design protects ground connection from contact with live circuit conductors
- "A" and "B" molded on face and back for easy identification of receptacle pairs for split-circuit conversion (Note: Split circuit not available on surge models)
- Convenient built-in strip gauge
- Backed by a limited 10-year warranty

2-Pole, 3-Wire Grounding

Rating		15A-125V	20A-125V
NEMA		5-15R	5-20R
Description	**Color**	**Cat. No.**	**Cat. No.**
Four-In-One	White	1254-W	21254-W
	Ivory	1254-I	21254-I
	Gray	1254-GY	21254-GY
	Black	1254-E	21254-E
	Brown	1254	21254
	Red	1254-R	21254-R
	Yellow	—	21254-Y

Note: Four-In-One Portable Boxes 4254 and Four-In-One Adapter Plates 3254 (not UL Listed), can be found on page B-16.
UL Listing does not apply when Four-in-One Receptacles are used with portable boxes for extension cord applications


1254-GY

Four-In-One Receptacle Wallbox Mounting

Mounts Directly

Single-Gang | 4" Octagonal | 4" Square



Mounts with Adapter Plate

2-Gang | $4^{11}/_{16}$" Square

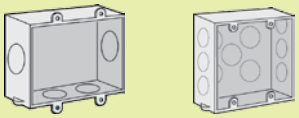

Related Products
Leviton also offers superior quality recessed devices. **See pages Q-32 to Q-33 in the Connected Home section for more information.**

Extra Heavy-Duty Hospital Grade Receptacles

Leviton Extra Heavy-Duty Hospital Grade Receptacles meet or exceed the performance requirements for the coveted UL Hospital Grade listing. They are offered in standard, tamper-resistant, power indication, illuminated and isolated ground versions of Leviton's conventional and Decora Plus™ duplex configurations. Leviton also offers a version specifically designed for use in MRI and other applications exposed to high magnetic fields.

Features and Benefits

- Exclusive V-shaped, serrated back-wiring clamps for superior contact and conductivity
- Back and side wiring options accept #14–#10 AWG stranded or solid wire
- UL 498 listed (HG), CSA and NOM certified
- Meets NEMA WD-1 and 6 and ANSI standards Fed Spec
- Backed by a limited 10-year warranty

8300-SGW



Exclusive nickel-plated brass self-grounding clip, staked on, will never fall off

Face and body locked together with exclusive four-corner latch construction, remains securely fastened

Thick-walled impact-resistant thermoplastic nylon cover and body withstands abuse

Nickel-plated brass, one piece mounting strap with integral ground contact, for superior ground path (on select models)

Back and side-wire grounding terminal for quick ground installation

Nickel-plated brass bushing for additional assembly security

Exclusive triple combination #10-32 nickel-plated brass terminal screws, straight slot, Phillips #2, Robertson #1, for excellent torque

Apron barrier to prevent accidental contact of terminal screw heads with metal box

Color Choices

Hospital straight blade devices are offered in a wide range of colors. To order colors, add suffix to Cat. No.

White (-W)	Ivory (-I)	Light Almond (-T)	Gray (-G/-GY)	Black (-E)	Brown	Red (-R)	Yellow (-Y)	Blue (-B)	Orange (-O)

Related Products
Leviton also offers Decora Plus™ and Lev-Lok® Decora Plus™ Hospital Grade devices. **For more information see the Hospital Grade Devices section, page I-6 for Decora Plus™ and page I-16 for Lev-Lok® Decora Plus™.**

Straight Blade Devices

15A, 20A | Traditional Receptacles | Hospital Grade

Extra Heavy-Duty Hospital Grade Receptacles

Features and Benefits

- Impact-resistant thermoplastic nylon cover and body
- Smooth face does not collect dirt
- Four corner latches securely fasten face
- Extra Heavy-Duty triple-wipe, brass "T" contacts for superior contact and conductivity
- High-performance brass #10-32 terminal screws to reduce conductor oxidation
- Back and side-wire ground termination brass strap version
- Back and side-wiring options
- Break-off tabs for easy two-circuit conversion
- Apron barrier to prevent accidental contact between terminal screw heads and metal box
- Exclusive V-shaped, serrated back-wiring clamps for superior contact
- Power Indication™ provides permanent "green dot" lens with 100,000 hour LED status indicator
- Wire lead receptacles for fast and easy installation
- Backed by a limited 10-year warranty

Back and Side Wired/Wire Lead

Rating		15A-125V	15A-250V	20A-125V	20A-250V
NEMA		5-15R	6-15R	5-20R	6-20R
Description	**Color**	**Cat. No.**	**Cat. No.**	**Cat. No.**	**Cat. No.**
Duplex, Tamper Resistant, Nickel Plated Brass Strap with Integral Ground Contacts	White	8200-SGW	—	8300-SGW	—
	Ivory	8200-SGI	—	8300-SGI	—
	Light Almond	—	—	8300-SGT	—
	Gray	8200-SGG	—	8300-SGG	—
	Red	8200-SGR	—	8300-SGR	—
	Brown	8200-SG	—	8300-SG	—
Duplex, Nickel Plated Brass Strap with Integral Ground Contacts	White	8200-W	—	8300-W	8400-W
	Ivory	8200-I	8600-I	8300-I	8400-I
	Light Almond	8200-T	—	8300-T	—
	Gray	8200-GY	—	8300-GY	8400-GY
	Black	—	—	8300-E	—
	Red	8200-R	—	8300-R	8400-R
	Brown	8200	8600	8300	8400
Single, Nickel Plated Brass Strap with Integral Ground Contacts	White	8210-W	—	8310-W	—
	Ivory	8210-I	—	8310-I	—
	Gray	—	—	8310-GY	—
	Red	8210-R	—	8310-R	—
	Brown	8210	—	8310	—
Duplex, Power Indication™ Nickel Plated Brass Strap with Integral Ground	White	8200-PLW	—	8300-PLW	—
	Ivory	8200-PLI	—	8300-PLI	—
	Red	8200-PLR	—	8300-PLR	—
	Orange	—	—	8300-PLO	—
Wide Body Duplex, MRI Receptacle, Nickel Plated Brass Strap with Integral Ground Contacts	White	MRI82-W	—	MRI83-W	—
	Ivory	MRI82-I	—	MRI83-I	—
	Light Almond	MRI82-T	—	MRI83-T	—
	Gray	MRI82-GY	—	MRI83-GY	—
	Red	MRI82-R	—	MRI83-R	—

Note: Single, Slim Design, Illuminated, Power Indication™ and Tamper-Resistant Receptacles meet specifications for UL Hospital Grade listing but have a different construction and design from standard Hospital Grade Duplex Receptacles listed above. There are dimensional differences between 8200-SG and 8300-SG devices. 8200-SG contains a nickel-plated steel yoke with riveted ground contacts. 8300-SG contains a one-piece, nickel-plated brass yoke


8200-SGW


8300-E


MRI82-W

Wallplates
Find the right wallplate for any application. **See section T for Wallplates & Weather-Resistant Covers.**

15A, 20A | Traditional Receptacles | Hospital Grade

Heavy-Duty Back and Side Wired/Wire Lead

Rating		15A-125V	20A-125V
NEMA		5-15R	5-20R
Description	**Color**	**Cat. No.**	**Cat. No.**
Duplex, Slim Design	White	8200-HW	8300-HW
	Ivory	8200-HI	8300-HI
	Light Almond	8200-HT	8300-HT
	Gray	8200-HGY	8300-HGY
	Red	8200-HR	8300-HR
	Brown	8200-H	8300-H
Duplex, Illuminated	White	8200-HLW	8300-HLW
	Ivory	8200-HLI	8300-HLI
	Red	8200-HLR	8300-HLR
Duplex, with 6" Wire Leads	White	8200-LW	8300-LW
	Ivory	8200-LI	8300-LI
	Gray	8200-LGY	8300-LGY
	Black	—	8300-LE
	Red	8200-LR	8300-LR
	Brown	8200-L	8300-L
Duplex, with 6" Wire Leads, no ground lead and self ground clip	White	8200-CW	8300-CW
	Ivory	8200-CI	8300-CI
	Gray	8200-CGY	8300-CGY



8300-HLW



8200-IG

Heavy-Duty Isolated Ground

Rating		15A-125V	20A-125V
NEMA		5-15R	5-20R
Description	**Color**	**Cat. No.**	**Cat. No.**
Duplex	White	8200-IGW	8300-IGW
	Ivory	8200-IGI	8300-IGI
	Gray	8200-IGG	8300-IGG
	Red	8200-IGR	8300-IGR
	Brown	8200-IGB	8300-IGB
	Orange	8200-IG	8300-OIG
Duplex, with 6" Ground Wire Leads	Orange	8200-LIG	8300-LIG
Single, with 6" Ground Wire Leads	Orange	8210-IG	8310-OIG



8210-IG

Related Products
For more information on our full line of Hospital grade devices **see section I, Hospital Grade Devices.**

Straight Blade Devices

15A, 20A | Traditional Receptacles | Hospital Grade

Hospital Grade, Extra Heavy-Duty Four-In-One

Features and Benefits

- Terminal wiring screws fit inside a standard single gang wallbox; adapter plate not required (optional)
- Impact resistant nylon cover and base for strength and resistance to chemicals and corrosives
- Easy-to-read voltage and amperage rating molded onto face
- Extra heavy-duty, T-type triple-wipe bronze contacts for maximum performance
- Ground holes configured up or down to be outside the device, accommodating up to 4 Fed Spec size straight or angled plugs
- #8 terminal screws accept up to #12 solid or stranded copper wire
- Termination anchor holes for easy conductor wiring
- Exclusive shield-wall design protects ground connection from contact with live circuit conductors
- "A" and "B" molded on face and back for easy identification of receptacle pairs for split-circuit conversion (Note: Split circuit not available on surge models)
- Convenient built-in strip-gauge
- Backed by a limited 10-year warranty

2-Pole, 3-Wire Grounding

Rating		15A-125V	20A-125V
NEMA		5-15R	5-20R
Description	**Color**	**Cat. No.**	**Cat. No.**
Four-In-One	White	1254-HW	21254-HW
	Ivory	1254-HI	21254-HI
	Gray	—	21254-HGY
	Brown	1254-H	21254-H
	Red	1254-HR	21254-HGR
Four-In-One Isolated Ground	White	—	21254-IGW
	Ivory	—	21254-IGI
	Orange	1254-IG	21254-IG
Four-In-One Adapter Plates	White	3254-W	—
	Ivory	3254-I	—
	Gray	3254-GY	—
	Black	3254-E	—
	Red	3254-R	—
	Brown	3254	—
	Blue	3254-BLU	—
	Orange	3254-OR	—
Four-In-One Portable Boxes	Ivory	4254-I	—
	Gray	4254-GY	—
	Black	4254-E	—
	Orange	4254-OR	—
	Yellow	4254-Y	—

Portable boxes are not UL Listed. UL Listing does not apply when Four-In-One receptacles are used with portable boxes for extension cord applications



1254-HW



4254-Y

Four-In-One Receptacle Wallbox Mounting

Mounts Directly

Single-Gang | 4" Octagonal | 4" Square



Mounts with Adapter Plate

2-Gang | $4^{11}/_{16}$" Square

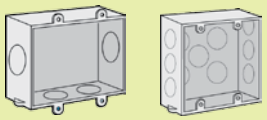

Related Products
Leviton also offers superior quality recessed devices. **See pages Q-32 to Q-33 in the Connected Home section for more information.**

CO/ALR

These receptacles are specifically designed to work with aluminum conductors and are identified by a CO/ALR stamped on the device. The terminal screws are plated with the element indium which forms a gas-sealed connection with the aluminum wire, eliminating problems caused by oxidation.

Side Wired

Rating		15A-125V
NEMA		5-15R
Description	**Color**	**Cat. No.**
CO/ALR Duplex, UL Listed for direct connection to #12 or #10 AWG aluminum conductors	White	12650-W
	Ivory	12650-I

Note: CO/ALR devices are for connection to #12 or #10 AWG Aluminum Conductors



12650-W

Floor Box Assembly

Features and Benefits

- Complies with NEC 370-27(b)
- All-in-one, ready-to-wire unit provides quick, easy installation
- Plate gasket and O-ring combine to seal out moisture and contaminants
- Thick brass plate and screw cap resist abuse and prevent contaminants from entering device
- Durable thermoplastic receptacle face and body resist breakage
- Brass screw cap threaded to fit flush to plate
- Backed by a limited 10-year warranty

Floor Box Assemblies

Rating		15A-125V	20A-125V
NEMA		5-15R	5-20R
Description	**Color**	**Cat. No.**	**Cat. No.**
Duplex, Tamper Resistant	Brushed Brass	25249-TFB	—
	Nickel Finish	25249-TFN	—
Duplex	Brushed Brass	25249-FBA	25349-FBA
	Nickel Finish	25249-SBA	—
Single	Brushed Brass	5249-FBA	5349-FBA
Single Display Receptacle with Solid Brass Plate	Brushed Brass	5250	—
Floorbox Replacement Screw Cap with O-Ring — Single	Brushed Brass	5249-CAP	—
Floorbox Replacement Screw Cap with O-Ring — Duplex	Brushed Brass	25249-CAP	—



5249-FBA

QuickPort® Snap-In Jacks and Modules with Brass Floorplate

Description	Color	Cat. No.
Floor Jack Housing with Brass Plate and 6-Conductor Jack, 1 blank	Brass	41650-6
Floor Jack Housing with Brass Plate and Coaxial F-Connector, 1 blank	Brass	41650-F
Floor Jack Housing with Brass Plate and two 6-Conductor Jacks	Brass	41652-6
Floor Jack Housing with Brass Plate and Coaxial F-Connector, 6-Conductor Jack	Brass	41652-6F
Floor Jack Housing only, 1 blank filler provided	Brass	41652-000



41650-F

Dual Voltage

Commercial Grade, Dual Voltage Side Wired, Self-Grounding

Rating		15A-125V/15A-250V	20A-125V/20A-250V
NEMA		5-15R 6-15R	5-20R 6-20R
Description	**Color**	**Cat. No.**	**Cat. No.**
Duplex	White	5031-W	—
	Ivory	5031-I	5842-I
	Brown	5031	5842


5031-W

Decora® Commercial Grade, Dual Voltage Heavy-Duty Back and Side Wired, Self-Grounding

Rating		15A-125V/15A-250V
NEMA		5-15R 6-15R
Description	**Color**	**Cat. No.**
Duplex, Dual Voltage	White	16292-W
	Ivory	16292-I


5292-I

Industrial, Dual Voltage Extra Heavy-Duty Back and Side Wired

Rating		15A-125V/15A-250V
NEMA		5-15R 6-15R
Description	**Color**	**Cat. No.**
Heavy-Duty Spec Grade, Duplex	Ivory	5292-I
	Brown	5292


5844-I

Commercial Grade, Dual Voltage Back and Side Wired, Self-Grounding

Rating		20A-125V/20A-250V
NEMA		5-20R 6-20R
Description	**Color**	**Cat. No.**
Duplex	Ivory	5844-I
	Brown	5844

Decora® Receptacles

Leviton's comprehensive Decora® receptacle portfolio includes devices rated for all types of applications in a variety of standard configurations and colors.

T5325-W

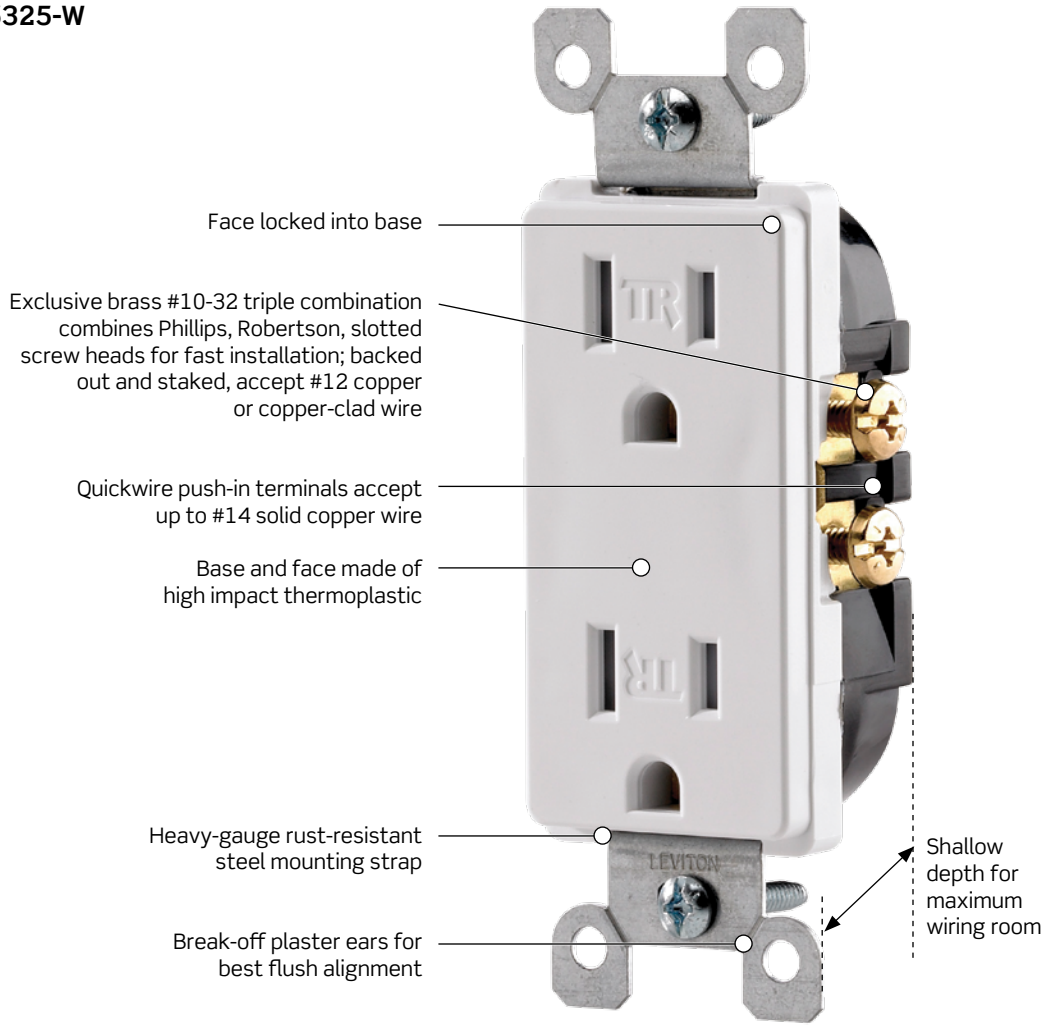

Color Choices

Decora® straight blade devices are offered in a wide range of colors. To order colors, add suffix to Cat. No.

White (-W)	Ivory (-I)	Light Almond (-T)	Gray (-G/-GY)	Black (-E)	Brown	Red (-R)	Orange (-O)

Straight Blade Devices

15A, 20A | Decora® Receptacles

Residential Grade Decora® Receptacles

Features and Benefits

Decora® Quickwire and Side Wired Receptacles

- Terminal screws accept up to #12 AWG copper or copper-clad wire
- Quickwire push-in terminals accept #14 AWG solid copper wire only
- Double-wipe power contacts for reliable conductivity and plug retention
- Heavy-gauge zinc-plated steel mounting strap
- Limited 2-year warranty

Tamper-Resistant Receptacles

- Shutter mechanism inside the receptacle blocks access to the contacts unless a two-prong plug is inserted, helping ensure hairpins, keys, etc., will be locked out
- TR symbol on residential receptacles assures they meet the 2008 NEC requirement
- Ultrasonic welding, heavy-duty construction offers long, trouble-free service life

20A

- Terminal screw accepts up to #10 AWG Copper

Quickwire and Side Wired

Rating		15A-125V	20A-125V
NEMA		5-15R	5-20R
Description	**Color**	**Cat. No.**	**Cat. No.**
Duplex, Tamper-Resistant	White	T5325-W	—
	Ivory	T5325-I	—
	Light Almond	T5325-T	—
	Gray	T5325-GY	—
	Black	T5325-E	—
	Brown	T5325	—
Duplex, Tamper-Resistant, Self-Grounding*	White	T5325-SW	—
	Ivory	T5325-SI	—
	Light Almond	T5325-ST	—
Duplex	White	5325-W	—
	Ivory	5325-I	—
	Light Almond	5325-T	—
	Gray	5325-GY	—
	Black	5325-E	—
	Brown	5325	—
Duplex, Self-Grounding*	White	5325-SW	—
	Ivory	5325-SI	—
	Light Almond	5325-ST	—
	Black	5325-SE	—
	Brown	5325-S	—
Duplex, 8-hole Quickwire	White	5328-W	—
Duplex Tamper-Resistant, Self-Grounding*, No Quickwire	White	5825-W	T5825-W
	Ivory	5825-I	T5825-I
	Light Almond	—	T5825-T
	Gray	—	T5825-GY
	Black	5825-E	T5825-E
	Brown	—	T5825

*Self-grounding when installed in a properly grounded metal wallbox


T5325-W


5325-W


T5825-W

Commercial Grade Decora Plus™ Receptacles

Features and Benefits

- Back wire and side wire terminal options
- Heavy-gauge locked-in wraparound strap
- Back wire terminals accept up to #10 AWG copper or copper-clad wire, solid or stranded
- Brass staked on self-grounding clip
- Heavy-duty triple-wipe brass contacts for long service life
- Impact-resistant thermoplastic construction
- Limited 10-year warranty

Heavy-Duty Back and Side Wired, Self-Grounding

Rating		15A-125V	15A-250V	20A-125V	20A-250V
NEMA		5-15R	6-15R	5-20R	6-20R
Description	**Color**	**Cat. No.**	**Cat. No.**	**Cat. No.**	**Cat. No.**
Duplex, Tamper Resistant	White	TDR15-W	—	TDR20-W	—
	Ivory	TDR15-I	—	TDR20-I	—
	Light Almond	—	—	TDR20-T	—
	Gray	TDR15-GY	—	TDR20-GY	—
	Black	TDR15-E	—	TDR20-E	—
	Brown	TDR15	—	TDR20	—
Duplex	White	16252-W	—	16352-W	—
	Ivory	16252-I	—	16352-I	—
	Light Almond	16252-T	—	16352-T	—
	Gray	16252-GY	—	16352-GY	—
	Black	16252-E	—	16352-E	—
	Brown	16252	—	16352	—
Single	White	16251-W	16651-W	16351-W	16451-W
	Ivory	16251-I	16651-I	16351-I	16451-I
	Brown	16251	—	16351	—



16251

Side Wired, Self-Grounding

Description	Color	Cat. No.	Cat. No.	Cat. No.	Cat. No.
Duplex Tamper Resistant	White	DR15S-GW	—	—	—
	Ivory	DR15S-GI	—	—	—
	Lt. Almond	DR15S-GT	—	—	—
	Gray	DR15S-GGY	—	—	—
	Black	DR15S-GE	—	—	—
	Brown	DR15S-G	—	—	—
Duplex	White	16242-W	—	16342-W	—
	Ivory	16242-I	—	16342-I	—
	Gray	—	—	16342-GY	—
	Black	16242-E	—	16342-E	—
	Brown	16242	—	16342	—
Single	White	16241-W	16641-W	16341-W	16441-W
	Ivory	16241-I	16641-I	16341-I	16441-I
	Lt. Almond	—	—	16341-T	16441-T
	Gray	—	—	16341-GY	—
	Black	—	—	16341-E	—
	Brown	—	—	16341	—



TDR15-I



DR15S-GW

Wallplates
Find the right wallplate for any application. **See section T for Wallplates & Weather-Resistant Covers.**

Straight Blade Devices
INDUSTRIAL

15A, 20A | Decora Plus™ Receptacles

Industrial Grade Decora Plus™ Heavy-Duty Receptacles

Leviton's line of heavy-duty industrial grade receptacles are available with a number of wiring options and features. The beauty, durability and versatility of Decora® devices and surge suppression receptacles are perfect for a variety of industrial applications.

Features and Benefits

- Engineered for fine appearance and top performance in demanding commercial and institutional applications using a durable, thermoplastic face and impact-resistant construction
- Shallow design for maximum wiring room in wallbox
- Back and side terminal wiring options for ease of installation
- Heavy-gauge zinc-plated steel locked-in wrap around strap
- Heavy-duty triple-wipe brass contacts for long service life
- Exclusive V-shaped, serrated back wiring clamps for superior contact and conductivity
- Available in an array of colors to coordinate with any interior

Decora Plus™ Back and Side Wired/Wire Lead Receptacles

- Brass staked on self-grounding clip
- Back and side wiring terminals permit fast installation of up to #10 solid or stranded conductors
- Triple-wipe copper alloy contacts ensure maximum conductivity
- Backed by a limited 10-year warranty

Heavy-Duty

Rating		15A-125V	20A-125V	15A-250V	20A-250V
NEMA		5-15R	5-20R	6-15R	6-20R
Description	**Color**	**Cat. No.**	**Cat. No.**	**Cat. No.**	**Cat. No.**
Duplex, Back and Side Wired	White	16262-W	16362-W	16662-W	16462-W
	Ivory	16262-I	16362-I	16662-I	16462-I
	Light Almond	—	16362-T	—	—
	Gray	16262-GY	16362-GY	—	—
	Black	16262-E	16362-E	—	—
	Brown	16262	16362	—	—
Duplex, with 6" Wire Leads	White	16252-LW	16352-LW	—	—
	Ivory	16252-LI	16352-LI	—	—
	Gray	16252-LGY	16352-LGY	—	—
	Black	16252-LE	16352-LE	—	—
	Brown	16252-L0	16352-L0	—	—
Duplex , DIN-Rail Mount	Gray	16252-DIN	—	—	—



16262-W

Hospital Grade Decora Plus™ Extra Heavy-Duty Receptacles

Features and Benefits

- Durable thermoplastic face in an array of contemporary colors
- Receptacles have a locked-in mounting strap with a self-grounding clip riveted to the strap
- Hospital grade tamper-resistant receptacles include a unique shutter mechanism that opens easily for the insertion of 2 or 3-prong plugs while preventing entry by other small objects into either outlet slot
- Hospital grade isolated ground receptacles (identified by an orange face or triangle on the face) protect sensitive electronic equipment and eliminate electromagnetic interference by providing a separate path to ground
- Power Indication™ meets UL 498 Hospital Grade identification requirements
- Backed by a limited 10-year warranty

Extra Heavy-Duty Back and Side Wired

Rating		15A-125V	20A-125V
NEMA		5-15R	5-20R
Description	**Color**	**Cat. No.**	**Cat. No.**
Duplex, Tamper Resistant Nickel Plated Brass Strap with Integral Ground Contacts	White	16262-SGW	16362-SGW
	Ivory	16262-SGI	16362-SGI
	Light Almond	16262-SGT	16362-SGT
	Gray	—	16362-SGG
	Red	16262-SGR	16362-SGR
	Brown	16262-SG	—
Duplex, Nickel Plated Brass Strap with Integral Ground Contacts	White	16262-HGW	16362-HGW
	Ivory	16262-HGI	16362-HGI
	Light Almond	—	16362-HGT
	Gray	16262-HGG	16362-HGG
	Red	16262-HGR	16362-HGR
Duplex, Isolated Ground Nickel Plated Brass Strap with Integral Ground Contacts	White	16262-IGW	16362-IGW
	Ivory	16262-IGI	16362-IGI
	Light Almond	16262-IGT	16362-IGT
	Gray	16262-IGG	16362-IGG
	Black	16262-IGE	—
	Red	16262-IGR	16362-IGR
	Brown	16262-IGB	16362-IGB
	Orange	16262-IG	16362-IG
Duplex, Power Indication™ Nickel Plated Brass Strap with Integral Ground Contacts	White	16262-PLW	16362-PLW
	Ivory	16262-PLI	16362-PLI
	Red	16262-PLR	16362-PLR


16262-HGI


16262-SGW


16262-PLR

Wallplates
Find the right wallplate for any application. **See section T for Wallplates & Weather-Resistant Covers.**

15A, 20A | Lev-Lok®

Lev-Lok® Modular Wiring Device System

The revolutionary Lev-Lok® Modular Wiring Device System consists of a wiring module (locking connector with leads) and a rugged wiring device (receptacle or switch) with solid brass locking connection pins. By placing the wiring module over the device's locking pins and twisting clockwise, the connection is secured. Leviton's modular devices address the reliability and performance concerns of specification engineers without sacrificing contractors' needs for fast, easy installation.

Features and Benefits

- Devices constructed with impact-resistant thermoplastic nylon cover and body
- Four corner latches securely fasten the device's face to the body
- Solid brass locking pins for strong, secure connection between device and wiring module
- Wiring module locks and latches to the device
- Wiring module ships with protective cover, preventing debris from entering contacts until device is attached
- Modules have factory-installed circuit ID label. Electricians can save a step by labeling device locations during rough-in
- Receptacles offered in commercial, industrial and hospital grades; in both conventional and tamper-resistant configurations
- Backed by a limited 10-year warranty

Color Choices

Lev-Lok® devices are offered in a wide range of colors. To order colors, add suffix to Cat. No.

White (-W)	Ivory (-I)	Light Almond (-T)	Gray (-G/-GY)	Black (-E)	Brown	Red (-R)	Yellow (-Y)	Blue (-B)	Orange (-O)

Simple...

Designed with the busy contractor in mind.

Wiring modules arrive equipped with a protective cover and a circuit ID label. The protective cover keeps the Lev-Lok® module's contacts debris-free until the receptacle is installed. Use the wiring module's circuit ID label and make walkthrough troubleshooting faster and easier.



Wiring module with protective cover

Easy...

Connect and twist to lock.

In two steps, the receptacle is securely attached to the module. Place the module over the receptacle's connection pins and twist clockwise to lock. The locking design allows only one module orientation. Replacement is just as easy. Reverse the two steps. Turn module counter clockwise to unlock and remove.



Place wiring module over connection pins

Secure...

Lock and latch system.

Leviton's unique connection system locks and latches the Lev-Lok® wiring module to the receptacle providing double the security without adding assembly steps.



Wiring module locked and latched

Lev-Lok®
Wiring Modules

Features and Benefits

- Modules are constructed of an impact resistant polycarbonate
- #12 AWG THHN wire leads, 6" length, either solid or stranded wire
- Available with 4-port pushwire connector for even faster installation
- Wiring module locks and latches to the device body providing double the connection security
- Wiring modules are shipped with protective cover and factory-installed circuit ID label
- Backed by a limited 10-year warranty

Wiring modules include factory-installed circuit ID label so that electricians can save a step by labeling device locations during rough-in



Lev-Lok® Wiring Modules

Device Type	Description	Color	Cat. No.
Receptacles	Stranded Wire Leads	White	MSTWL-A
	Stranded Wire Leads (for emergency circuits)	Red	MSTWL-R
	Stranded Wire Leads with 4-port push wire connectors	White	MSTWL-WST
	Solid Wire Leads	White	MSTWL-SDA
	Solid Wire Leads with 4-port push wire connectors	White	MSTWL-WSD
IG Receptacles	Stranded Wire Leads	Orange	MSTWL-IG
	Stranded Wire Leads with 4-port push wire connectors	Orange	MSTWL-WIG
	Solid Wire Leads	Orange	MSTWL-SIG
	Stranded Wire Leads for Low Leakage Circuits	White	MSTWL-XA*
	Stranded Wire Leads for Low Leakage Circuits	White	MSTWL-XB*
Switches	Stranded Wire Leads	Yellow	MSPSW-ST
	Solid Wire Leads	Yellow	MSPSW-SD

*Add suffix of 0 for 6", 1 for 12", 2 for 22" or 3 for 36" long leads

Lev-Lok® Heavy-Duty Specification Grade Modular Receptacles

Features and Benefits

- Constructed with impact-resistant thermoplastic nylon cover and body
- Four corner latches securely fasten the receptacle's face to the body
- Large triple-wipe, brass "T" line contacts for superior contact and conductivity
- #12 AWG THHN wire leads, 6" length on MSTWL series wiring modules
- Galvanized steel, wrap around mounting strap with riveted ground contacts
- Grounding clip permanently secured to strap for easy, simple, and secure installation
- Wiring module locks and latches to the receptacle body providing double the connection security
- Receptacle to be installed only with Leviton MSTWL series wiring modules
- MSTWL wiring module shipped separately with protective label and factory-installed circuit ID label
- Backed by a limited 10-year warranty

M5362-SW



Grounding clip permanently secured to strap makes for most reliable ground connection

Constructed with impact-resistant thermoplastic nylon cover and body

Four corner latches securely fasten the receptacle's face to the body

Smooth face prevents dirt from collecting and makes cleaning faster and simpler

Large triple-wipe contacts for superior contact and conductivity day-in and day-out

Tamper-resistant versions are equipped with a unique shutter system that prevents incidental contact with live contacts



Two latches mate with wiring module for twice the security

Solid brass locking pins for strong, secure connection between receptacle and wiring module

Galvanized steel single-piece, wrap around mounting strap with riveted ground contacts

15A, 20A | Lev-Lok® Modular Receptacles

2-Pole, 3-Wire Grounding

Rating		15A-125V	20A-125V
NEMA		5-15R	5-20R
Description	**Color**	**Cat. No.**	**Cat. No.**
Duplex, Tamper Resistant	White	MT562-SW	MT563-SW
	Ivory	MT562-SI	MT563-SI
	Light Almond	MT562-ST	MT563-ST
	Gray	MT562-SGY	MT563-SGY
	Black	MT562-SE	MT563-SE
	Brown	MT562-S	MT563-S
	Red	MT562-SR	MT563-SR
	Blue	MT562-SB	MT563-SB
Duplex	White	M5262-SW	M5362-SW
	Ivory	M5262-SI	M5362-SI
	Light Almond	M5262-ST	M5362-ST
	Gray	M5262-GYS	M5362-GYS
	Brown	M5262-S	M5362-S
	Red	M5262-SR	M5362-SR
	Blue	M5262-SB	M5362-SB



M5362-S with MSTWL-A

SPOTLIGHT
lev-lok®

The revolutionary line of Lev-Lok® Modular Wiring Device System from Leviton speeds the installation of wiring devices from start to finish. At the rough-in stage, there is no need to make and install pigtails: simply install the Lev-Lok® wiring module. When you're ready to install the wiring devices, simply connect the wiring module to the device, tighten the mounting screws and you're done. To have a Lev-Lok® specialist contact you visit us online at www.leviton.com/levlok



Lev-Lok® Decora Plus™ Heavy-Duty Specification Modular Receptacles

Features and Benefits

- Constructed with impact-resistant thermoplastic nylon cover and body
- Smooth face prevents dirt from collecting
- Four corner latches securely fasten the receptacle's face to the body
- Large triple-wipe, brass "T" line contacts for superior contact and conductivity
- #12 AWG THHN wire leads, 6" length on MSTWL series wiring modules
- Galvanized steel, wrap around mounting strap with riveted ground contacts
- Grounding clip permanently secured to strap for easy, simple, and secure installation
- Wiring module locks and latches to the receptacle body providing double the connection security
- Receptacle to be installed only with Leviton MSTWL series wiring modules
- MSTWL wiring module shipped separately with protective label and factory-installed Circuit ID label
- Backed by a limited 10-year warranty

M1636-W

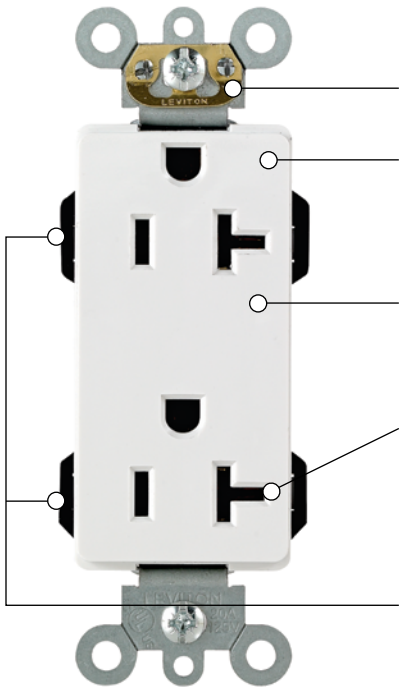

Grounding clip permanently secured to strap makes for most reliable ground connection

Constructed with impact-resistant thermoplastic nylon cover and body

Smooth face prevents dirt from collecting and makes cleaning faster and simpler

Large triple-wipe "T" contacts for superior contact and conductivity day-in and day-out

Four corner latches securely fasten the receptacle's face to the body



Two latches mate with wiring module for twice the security

Solid brass locking pins for strong, secure connection between receptacle and wiring module

Galvanized steel single-piece, wrap around mounting strap with riveted ground contacts

15A, 20A | Lev-Lok® Decora Plus™ Modular Receptacles

2-Pole, 3-Wire Grounding

Rating		15A-125V	20A-125V
NEMA		5-15R	5-20R
Description	**Color**	**Cat. No.**	**Cat. No.**
Duplex, Tamper Resistant	White	MT162-W	MT163-W
	Ivory	MT162-I	MT163-I
	Light Almond	MT162-T	MT163-T
	Gray	MT162-GY	MT163-GY
	Black	MT162-E	MT163-E
	Brown	MT162	MT163
	Red	MT162-R	MT163-R
	Blue	MT162-B	MT163-B
Duplex	White	M1626-W	M1636-W
	Ivory	M1626-I	M1636-I
	Light Almond	M1626-T	M1636-T
	Gray	M1626-GY	M1636-GY
	Black	M1626-E	M1636-E
	Brown	M1626	M1636
	Red	M1626-R	M1636-R
	Blue	M1626-B	M1636-B



MT163-W



M1636-W

SPOTLIGHT
lev-lok®

The revolutionary line of Lev-Lok® Modular Wiring Device System from Leviton speeds the installation of wiring devices from start to finish. At the rough-in stage, there is no need to make and install pigtails: simply install the Lev-Lok® wiring module. When you're ready to install the wiring devices, simply connect the wiring module to the device, tighten the mounting screws and you're done. To have a Lev-Lok® specialist contact you visit us online at www.leviton.com/levlok



15A, 20A | Lev-Lok® Modular Receptacles

Lev-Lok® Extra Heavy-Duty Specification Grade Modular Receptacles

Features and Benefits

- Constructed with impact-resistant thermoplastic nylon cover and body
- Four corner latches securely fasten the receptacle's face to the body
- Large triple-wipe, brass "T" line contacts for superior contact and conductivity
- #12 AWG THHN wire leads, 6" length on MSTWL series wiring modules
- Grounding clip permanently secured to strap for easy, simple, and secure installation
- Receptacle face includes threaded brass bushing for reliable, secure wallplate attachment
- Wiring module latches on then locks to the receptacle body providing double the connection security
- Receptacle to be installed only with Leviton MSTWL series wiring modules
- MSTWL wiring module shipped separately with protective cover and factory-installed circuit ID label
- Backed by a limited 10-year warranty

M5262-W

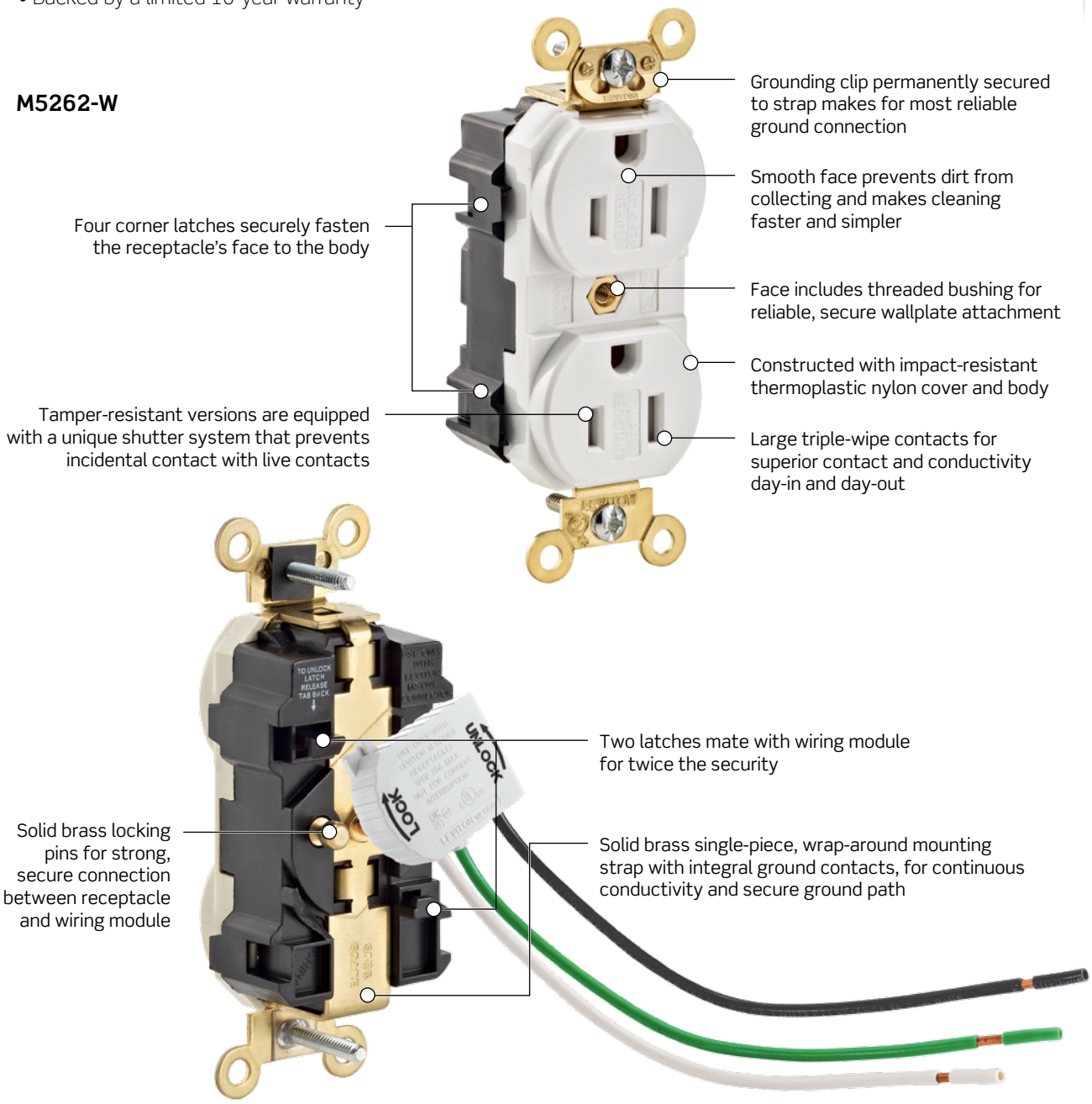

15A, 20A | Lev-Lok® Modular Receptacles

2-Pole, 3-Wire Grounding

Rating		15A-125V	20A-125V
NEMA		5-15R	5-20R
Description	**Color**	**Cat. No.**	**Cat. No.**
Duplex, Tamper Resistant, Brass Strap with Integral Ground Contacts	White	M5262-SGW	M5362-SGW
	Ivory	M5262-SGI	M5362-SGI
	Light Almond	M5262-SGT	M5362-SGT
	Gray	M5262-SGG	M5362-SGG
	Black	M5262-SGE	M5362-SGE
	Brown	M5262-SG	M5362-SG
	Red	M5262-SGR	M5362-SGR
	Blue	M5262-SGB	M5362-SGB
Duplex, Brass Strap with Integral Ground Contacts	White	M5262-W	M5362-W
	Ivory	M5262-I	M5362-I
	Light Almond	M5262-T	M5362-T
	Gray	M5262-GY	M5362-GY
	Black	M5262-E	M5362-E
	Brown	M5262	M5362
	Red	M5262-R	M5362-R
	Blue	M5262-B	M5362-B
Duplex, Isolated Ground, Tamper Resistant	White	MT562-IGW	MT563-IGW
	Ivory	MT562-IGI	MT563-IGI
	Light Almond	MT562-IGT	MT563-IGT
	Gray	MT562-IGG	MT563-IGG
	Black	MT562-IGE	MT563-IGE
	Red	MT562-IGR	MT563-IGR
	Orange	MT562-IG	MT563-IG
Duplex, Isolated Ground	White	M5262-IGW	M5362-IGW
	Ivory	M5262-IGI	M5362-IGI
	Light Almond	M5262-IGT	M5362-IGT
	Gray	M5262-IGG	M5362-IGG
	Black	M5262-IGE	M5362-IGE
	Red	M5262-IGR	M5362-IGR
	Orange	M5262-IG	M5362-IG



M5262-I with MSTWL-A



M5262-IG

SPOTLIGHT
lev-lok®

The revolutionary line of Lev-Lok® Modular Wiring Device System from Leviton speeds the installation of wiring devices from start to finish. At the rough-in stage, there is no need to make and install pigtails: simply install the Lev-Lok® wiring module. When you're ready to install the wiring devices, simply connect the wiring module to the device, tighten the mounting screws and you're done. To have a Lev-Lok® specialist contact you visit us online at www.leviton.com/levlok



Straight Blade Devices

15A, 20A | Lev-Lok® Modular Receptacles | Hospital Grade

Lev-Lok® Extra Heavy-Duty Hospital Grade Modular Receptacles

Features and Benefits

- Constructed with impact-resistant thermoplastic nylon cover and body
- Smooth face prevents dirt from collecting
- Four corner latches securely fasten the receptacle's face to the body
- Large triple-wipe, brass "T" line contacts for superior contact and conductivity
- #12 AWG THHN wire leads, 6" length on MSTWL series wiring modules
- Grounding clip permanently secured to strap for easy, simple, and secure installation
- Receptacle face includes threaded brass bushing for reliable, secure wallplate attachment
- Wiring module locks and latches to the receptacle body providing double the connection security
- Receptacle to be installed only with Leviton MSTWL series wiring modules
- MSTWL wiring module shipped separately with protective cover and factory-installed circuit ID label
- Backed by a limited 10-year warranty

MT830-ILI



Grounding clip permanently secured to strap makes for most reliable ground connection

Constructed with impact-resistant thermoplastic nylon cover and body

Green LED Illuminated blade slots allow for easy power indication; LED rated for 100,000 hours

Tamper resistant versions feature a shutter mechanism inside the receptacle to block access to the contacts unless a two-prong plug is inserted

Smooth receptacle face makes cleaning faster and simpler

M8300-ILR



Nickel-plated brass single-piece wrap around mounting strap with integral ground contacts for continuous and secure ground path (on select models)

Two latches mate with wiring module for twice the security

Solid brass locking pins for strong, secure connection between receptacle and wiring module

15A, 20A | Lev-Lok® Modular Receptacles | Hospital Grade

2-Pole, 3-Wire Grounding

Rating		15A-125V	20A-125V
NEMA		5-15R	5-20R
Description	**Color**	**Cat. No.**	**Cat. No.**
Duplex, Tamper Resistant Nickel Plated Brass Strap with Integral Ground Contacts	White	M8200-SGW	M8300-SGW
	Ivory	M8200-SGI	M8300-SGI
	Light Almond	M8200-SGT	M8300-SGT
	Gray	M8200-SGG	M8300-SGG
	Black	M8200-SGE	M8300-SGE
	Brown	M8200-SG	M8300-SG
	Red	M8200-SGR	M8300-SGR
	Blue	M8200-SGB	M8300-SGB
Duplex, Nickel Plated Brass Strap with Integral Ground Contacts	White	M8200-W	M8300-W
	Ivory	M8200-I	M8300-I
	Light Almond	M8200-T	M8300-T
	Gray	M8200-GY	M8300-GY
	Black	M8200-E	M8300-E
	Brown	M8200	M8300
	Red	M8200-R	M8300-R
	Blue	M8200-B	M8300-B
Duplex, Power Indication™, Nickel Plated Brass Strap with Integral Ground Contacts	White	M8200-PLW	M8300-PLW
	Ivory	M8200-PLI	M8300-PLI
	Light Almond	M8200-PLT	M8300-PLT
	Gray	M8200-PLG	M8300-PLG
	Red	M8200-PLR	M8300-PLR
Duplex, MRI, Nickel Plated Brass Strap with Integral Ground Contacts	White	MRI15-W	MRI20-W
	Ivory	MRI15-I	MRI20-I
	Light Almond	MRI15-T	MRI20-T
	Gray	MRI15-GY	MRI20-GY
	Red	MRI15-R	MRI20-R
Duplex, Isolated Ground, Tamper Resistant	White	MT820-IGW	MT830-IGW
	Ivory	MT820-IGI	MT830-IGI
	Light Almond	MT820-IGT	MT830-IGT
	Gray	MT820-IGG	MT830-IGG
	Black	MT820-IGE	MT830-IGE
	Red	MT820-IGR	MT830-IGR
	Orange	MT820-IG	MT830-IG
Duplex, Isolated Ground	White	M8200-IGW	M8300-IGW
	Ivory	M8200-IGI	M8300-IGI
	Light Almond	M8200-IGT	M8300-IGT
	Gray	M8200-IGG	M8300-IGG
	Black	M8200-IGE	M8300-IGE
	Red	M8200-IGR	M8300-IGR
	Orange	M8200-IG	M8300-IG

Continued on next page



MT830-IG
(front)



MT830-IG
with
MSTLW-IG
(back)

Straight Blade Devices

15A, 20A | Lev-Lok® Modular Receptacles | Hospital Grade

Continued from previous page

Lev-Lok® Extra Heavy-Duty Hospital Grade Modular Receptacles

2-Pole, 3-Wire Grounding c UL us

Rating		15A-125V	20A-125V
NEMA		5-15R	5-20R
Description	**Color**	**Cat. No.**	**Cat. No.**
Duplex, Tamper Resistant, Steel Strap	White	MT820-W	MT830-W
	Ivory	MT820-I	MT830-I
	Light Almond	MT820-T	MT830-T
	Gray	MT820-GY	MT830-GY
	Black	MT820-E	MT830-E
	Brown	MT820	MT830
	Red	MT820-R	MT830-R
	Blue	MT820-B	MT830-B
Duplex, Steel Strap	White	M8200-HW	M8300-HW
	Ivory	M8200-HI	M8300-HI
	Light Almond	M8200-HT	M8300-HT
	Gray	M8200-HGY	M8300-HGY
	Black	M8200-HE	M8300-HE
	Brown	M8200-H	M8300-H
	Red	M8200-HR	M8300-HR
	Blue	M8200-HB	M8300-HB



MT820-W



M8300-ILI

Lev-Lok® Illuminated Extra Heavy-Duty Hospital Grade Modular Receptacles

2-Pole, 3-Wire Grounding c UL us

Rating		15A-125V	20A-125V
NEMA		5-15R	5-20R
Description	**Color**	**Cat. No.**	**Cat. No.**
Duplex, Tamper Resistant, Nickel Plated Brass Strap with Integral Ground Contacts	White	MT820-ILW	MT830-ILW
	Ivory	MT820-ILI	MT830-ILI
	Light Almond	MT820-ILT	MT830-ILT
	Gray	MT820-ILG	MT830-ILG
	Red	MT820-ILR	MT830-ILR
Duplex, Nickel Plated Brass Strap with Integral Ground Contacts	White	M8200-ILW	M8300-ILW
	Ivory	M8200-ILI	M8300-ILI
	Light Almond	M8200-ILT	M8300-ILT
	Gray	M8200-ILG	M8300-ILG
	Red	M8200-ILR	M8300-ILR



MT830-ILR

Lev-Lok® Decora Plus™ Extra Heavy-Duty Hospital Grade Modular Receptacles

Features and Benefits

- Constructed with impact-resistant thermoplastic nylon cover and body
- Smooth face prevents dirt from collecting
- Four corner latches securely fasten the receptacle's face to the body
- Large triple-wipe, brass "T" line contacts for superior contact and conductivity
- #12 AWG THHN wire leads, 6" length on MSTWL series wiring modules
- For isolated ground versions, device strap is zinc plated steel and isolated ground system is brass
- Grounding clip permanently secured to strap for easy, simple, and secure installation
- Wiring module locks and latches to the receptacle body providing double the connection security
- Receptacle to be installed only with Leviton MSTWL series wiring modules
- MSTWL wiring module shipped separately with protective label and factory-installed circuit ID label
- Backed by a limited 10-year warranty

M1636-HGW



Straight Blade Devices

15A, 20A | Lev-Lok® Decora Plus™ Modular Receptacles | Hospital Grade

Lev-Lok® Decora Plus™ Extra Heavy-Duty Hospital Grade Modular Receptacles

2-Pole, 3-Wire Grounding c UL us

Rating		15A-125V	20A-125V
NEMA		5-15R	5-20R
Description	**Color**	**Cat. No.**	**Cat. No.**
Duplex, Tamper Resistant, Nickel Plated Brass Strap with Integral Ground Contacts	White	MT162-HGW	MT163-HGW
	Ivory	MT162-HGI	MT163-HGI
	Gray	MT162-HGG	MT163-HGG
	Red	MT162-HGR	MT163-HGR
Duplex, Nickel Plated Brass Strap with Integral Ground Contacts	White	M1626-HGW	M1636-HGW
	Ivory	M1626-HGI	M1636-HGI
	Light Almond	M1626-HGT	M1636-HGT
	Gray	M1626-HGG	M1636-HGG
	Black	M1626-HGE	M1636-HGE
	Brown	M1626-HG0	M1636-HG0
	Red	M1626-HGR	M1636-HGR
	Blue	M1626-HGB	M1636-HGB
Duplex, Power Indication™, Nickel Plated Brass Strap with Integral Ground Contacts	White	M1626-PLW	M1636-PLW
	Ivory	M1626-PLI	M1636-PLI
	Light Almond	M1626-PLT	M1636-PLT
	Gray	M1626-PLG	M1636-PLG
	Red	M1626-PLR	M1636-PLR
Duplex, Isolated Ground, Tamper Resistant	White	MDT82-IGW	MDT83-IGW
	Ivory	MDT82-IGI	MDT83-IGI
	Light Almond	MDT82-IGT	MDT83-IGT
	Gray	MDT82-IGG	MDT83-IGG
	Black	MDT82-IGE	MDT83-IGE
	Red	MDT82-IGR	MDT83-IGR
	Orange	MDT82-IG	MDT83-IG
Duplex, Isolated Ground	White	MD820-IGW	MD830-IGW
	Ivory	MD820-IGI	MD830-IGI
	Light Almond	MD820-IGT	MD830-IGT
	Gray	MD820-IGG	MD830-IGG
	Black	MD820-IGE	MD830-IGE
	Red	MD820-IGR	MD830-IGR
	Orange	MD820-IG	MD830-IG
Duplex, Illuminated Face, Nickel Plated Brass Strap with Integral Ground Contacts	White	M1626-ILW	M1636-ILW
	Ivory	M1626-ILI	M1636-ILI
	Light Almond	M1626-ILT	M1636-ILT
	Gray	M1626-ILG	M1636-ILG
	Red	M1626-ILR	M1636-ILR
Duplex, Tamper-Resistant, Illuminated Face, Nickel Plated Brass Strap with Integral Ground Contacts	White	MT162-ILW	MT163-ILW
	Ivory	MT162-ILI*	MT163-ILI*
	Light Almond	MT162-ILT*	MT163-ILT*
	Red	MT162-ILR	MT163-ILR
	Gray	MT162-ILG*	MT163-ILG*

*These colors are special order — contact customer service for availability



MT163-HGW with MSTWL-A


MDT83-IG

Lev-Lok® Decora Plus™ Heavy-Duty Specification Modular Receptacles

2-Pole, 3-Wire Grounding			
Rating		**15A-125V**	**20A-125V**
NEMA		5-15R	5-20R
Description	**Color**	**Cat. No.**	**Cat. No.**
Duplex, Isolated Ground, Tamper Resistant	White	MT162-IGW	MT163-IGW
	Ivory	MT162-IGI	MT163-IGI
	Light Almond	MT162-IGT	MT163-IGT
	Gray	MT162-IGG	MT163-IGG
	Black	MT162-IGE	MT163-IGE
	Red	MT162-IGR	MT163-IGR
	Orange	MT162-IG	MT163-IG
Duplex, Isolated Ground	White	M1626-IGW	M1636-IGW
	Ivory	M1626-IGI	M1636-IGI
	Light Almond	M1626-IGT	M1636-IGT
	Gray	M1626-IGG	M1636-IGG
	Black	M1626-IGE	M1636-IGE
	Red	M1626-IGR	M1636-IGR
	Orange	M1626-IG	M1636-IG



M1636-IG

SPOTLIGHT
lev-lok®

The revolutionary line of Lev-Lok® Modular Wiring Device System from Leviton speeds the installation of wiring devices from start to finish. At the rough-in stage, there is no need to make and install pigtails: simply install the Lev-Lok® wiring module. When you're ready to install the wiring devices, simply connect the wiring module to the device, tighten the mounting screws and you're done. To have a Lev-Lok® specialist contact you visit us online at www.leviton.com/levlok



Snap-In Devices

Features and Benefits

- All 1306 products come with dual exiting capabilities
- Snap-in devices with other mounting clips and terminations available upon request

2-Wire Snap-In Devices

Rating		15A–125V			
NEMA		 1-15R			
Description	**Colors**	**Cat. No. Receptacle**	**Cat. No. Plug**	**Panel Thickness (Inches)**	**Panel Opening (Inches)**
2-Wire Polarized Receptacle Leads #14 AWG, 105°C Plastic, 6" Long, Stripped 1/2"	White Black	1306-W 1306	— —	.028-.060 .028-.060	.97 x .52 .97 x .52


1306-W

3-Wire Snap-In Devices

Rating		15A–125V			
NEMA		 5-15R	 5-15P		
Description	**Colors**	**Cat. No. Receptacle**	**Cat. No. Plug**	**Panel Thickness (Inches)**	**Panel Opening (Inches)**
3-Wire Grounding, Leads #14 AWG, 105°C Plastic, 6" Long, Stripped 1/2", Grounding Wire #16 AWG	White Black	1374-W 1374-1	— 1373-1	.031-.080 .031-.080	.95 x 95 .95 x 95

*Other panel thicknesses available


1374-1

Plugs and Connectors, Flanged Inlets and Outlets

Leviton plugs and connectors are rugged and easy to wire. They are offered in polarized and non-polarized versions and in all NEMA configurations.

Sample Devices



Features and Benefits

- Brass plug blades and connector contacts for maximum conductivity
- Armored devices have heavily plated steel shields and cord clamps
- Vinyl devices resist chipping, cracking, oils, grease and acids
- Rubber devices resist cold, abrasion, grease, oils, acids and impact
- Plastic devices resist grease, oils and acids
- Limited 2-year warranty

Straight Blade Devices

15A, 20A | Plugs/Connectors, Flanged Inlets/Outlets

Residential Grade Plugs and Connectors, Flanged Inlets and Outlets

Leviton offers a large selection of 15, 20, 30 and 50 Amp residential grade straight blade plugs and connectors, available in a wide variety of features. These rugged performers are moisture, chemical and abuse resistant. They are also ideal for indoor and outdoor use. Our EPTR rubber-backed plugs and connectors stand up to rough use, protecting against dirt and moisture. The deep-slotted, backed-out terminal screws draw backwire clamps securely over stripped leads for maximum conductivity.

H8 Connector

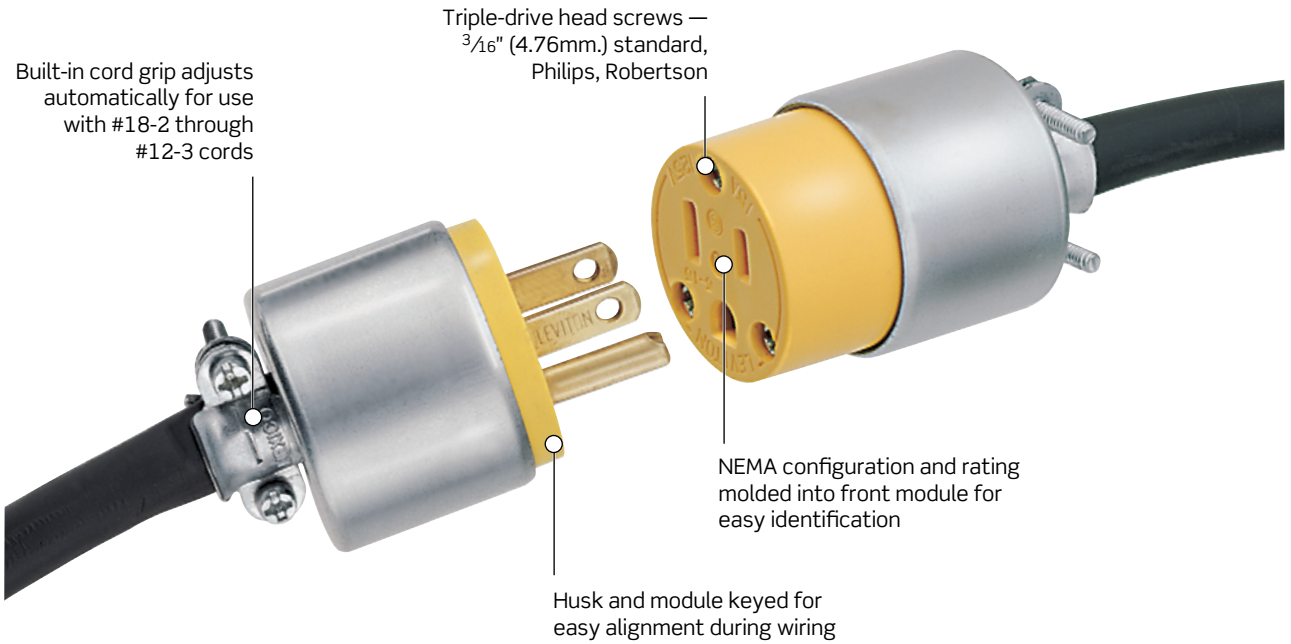

Features and Benefits

- Triple-drive head screws — standard, Philips, Robertson
- NEMA configuration number and rating molded on face of device for easy identification
- Rubber body is dirt and moisture resistant
- Deep-slotted, backed out terminal screws draw backwire clamps securely for maximum conductivity
- Husk and module keyed for easy alignment during wiring
- Built-in cord grip adjusts automatically for use with #18-3 through #12-3 cords (.245"-.655")
- Motor base inlet accepts #10 max. copper or copper clad wire

PVC Plugs & Connectors
- Rugged PVC body resists moisture and chemicals; suited for outdoor cords
- Unique dimpled body design provides a secure grip
- Speed-thread assembly screws tighten with just a few quick turns

Armored Plugs & Connectors
- Ideal for shops, garages and rough-duty work with hard floors
- Two piece strain-relief clamp center cord for neat installation

Rubber-Back Plugs & Connectors
- Designed to stand up to rough use
- No internal metal parts exposed
- Elastomeric husk provides added protection against dirt and moisture entry into the back wire port
- Designed to operate in the widest possible temperature range

15A, 20A | Plugs/Connectors, Flanged Inlets/Outlets

Easy Wire Plugs

Rating		15A-125V			
NEMA		1-15P Polarized	1-15P		
Description	**Color**	**Cat. No. Polarized**	**Cat. No. Non-Polarized**	**Wire Gauge (stranded)**	
15A Non-Polarized Plug	White	321-W	—	#16/2 HPN, 15A (1875W)	
	Brown	321	—	#18/2 HPN, 10A (1250W)	
10A Plug	White	123-PW	123-W	#18/2 SPT-1, 10A (1250W)	
	Ivory	123-PI	123-I	#20/2XT, 3A (375W)	
	Brown	123-P	123		


321-W


123-I

2-Pole, 2-Wire Plugs

Rating		15A-125V				
NEMA		1-15P Polarized	1-15P			
Description	**Color**	**Cat. No. Polarized**	**Cat. No. Non-Polarized**	**Wire Gauge (stranded)**	**Cord Dia. (Inches)**	
Polarized Light Duty Clamptite Plug	White	101-WP	—	#20, 18, 16	Flat or Rounded up to .250	
	Black	101-EP	—			
	Brown	101-P	—			
Non-Polarized Easy Wire Angle Plug	White	—	101AN-W	SPT-1, SPT-2	Up to .250	
	Black	—	101AN-E			
	Brown	—	101AN			
Non-Polarized Heavy-Duty PVC Plug	Yellow	—	115PV	AWG 18-2 to 12-2 Cable	.245-.655	
		—				
Non-Polarized Heavy-Duty TPE Rubber Plug	Black	—	115PR	AWG 18-2 to 12-2 Cable	.245-.655	
Non-Polarized Short Flat Vinyl Plug**	White	—	48643-W	18-14	.375 max	
	Black	—	48643-E			
	Brown	—	48643			
Non-Polarized Vinyl Handle Plug with cord clamp**	Black	—	48646	18-14	.437 max	
Non-Polarized Round Vinyl Handle Plug with Spring Blades**	Black	—	48642-E	18-14	.375 max	


101


102-WP

2-Pole, 2-Wire Connectors

Rating		15A-125V				
NEMA		1-15R Polarized	1-15R			
Description	**Color**	**Cat. No. Polarized**	**Cat. No. Non-Polarized**	**Wire Gauge (stranded)**	**Cord Dia. (Inches)**	
Polarized Light Duty Clamptite Connector	White	102-WP	—	#20, 18, 16	Flat or Rounded up to .250	
	Black	102-EP	—			
	Brown	102-P	—			
Non-Polarized Vinyl Connector with Cord Clamp**	Black	—	612*	18-14	.437 max	

*Not UL Listed. For replacement use only.
CSA Certified except where indicated by **

Straight Blade Devices

15A, 20A | Plugs/Connectors, Flanged Inlets/Outlets

Residential Grade Plugs and Connectors, Flanged Inlets and Outlets

2-Pole, 3-Wire, Grounding Plugs and Connectors

Rating	15A-125V	15A-125V			
NEMA	 5-15P	 5-15R			
Description	**Color**	**Cat. No. Plug**	**Cat. No. Connector**	**Wire Gauge (stranded)**	**Cord Dia. (Inches)**
Grounding Plug and Connector Clamptite Hinge	White Gray Black Orange	3W101-W 3W101-GY 3W101-E 3W101-OR	3W102-W 3W102-GY 3W102-E 3W102-OR	AWG SJ 16/3 — — —	0.325"-0.360" — — —
Vinyl Handle Plug with cord clamp	Black	48648-E	—	18-14	.437" max
Vinyl Connector with steel cord clamp	Black	—	617	20-16 max	.437" max
Rubber Plug and Connector with vinyl inner assembly	Black	113	114	18-14	.396"-.562"
Weatherproof Inlet on Flush Mount Wallplate with aluminum cover	—	4937	—	#10 max. copper or copper clad	—

Cross Reference to page B-46 for Side Wired, Non-Grounding Single (Double Swipe) Receptacle 5032 with matching plug 9151-N


3W101-E


113


114


4937

15A, 20A | Plugs/Connectors, Flanged Inlets/Outlets

15A 2-Pole, 3-Wire, Grounding — Residential

Rating		15A-125V	15A-125V	15A-250V	15A-250V		
NEMA		5-15P	5-15R	6-15P	6-15R		
Description	**Color**	**Cat. No. Plug**	**Cat. No. Connector**	**Cat. No. Plug**	**Cat. No. Connector**	**Wire Gauge (stranded)**	**Cord Dia. (Inches)**
PVC Grounding	Yellow, Black or Orange	515PV	515CV	615PV (Yellow only)	—	AWG 18-12	.245-.0655
Armored Grounding	Yellow/ Steel Armor	515PA	515CA	615PA	615CA	AWG 18-12	.245-.0655
Rubber Grounding	Black	515PR	515CR	—	—	AWG 18-12	.245-.0655
PVC Angle	White	515AN	—	—	—	AWG 18-12	.245-.0655

20A 2-Pole, 3-Wire, Grounding

Rating		20A-125V	20A-125V	20A-250V	20A-250V		
NEMA		5-20P	5-20R	6-20P	6-20R		
Description	**Color**	**Cat. No. Plug**	**Cat. No. Connector**	**Cat. No. Plug**	**Cat. No. Connector**	**Wire Gauge (stranded)**	**Cord Dia. (Inches)**
PVC Grounding	Yellow	520PV	520CV	620PV	620CV	AWG 18-12	.245-.0655
Armored Grounding	Yellow/ Steel Armor	520PA	520CA	620PA	620CA	AWG 18-12	.245-.0655



515CV



515AN



520CA



620PV

15A 2-Pole, 3-Wire, Grounding — Commercial

		Inlet	Outlet	Inlet	Outlet		
Motor Base Inlet	Black	5239	—	5240	—	AWG 18-12	—



5239

black & white® Industrial Grade Devices

A Complete Line of Plugs and Connectors, Flanged Inlets and Outlets that Stands Up to the Harshest Environments

The Leviton line of straight blade plugs and connectors includes: Black & White® industrial grade devices that resist impact, corrosion and chemicals and withstand punishing applications. Their innovative interlocking design; rugged nylon flanged and outlets; integrated inlets and outlets with weather resistant covers; and hospital grade devices that meet the highest standards for dependable, long-term performance.

Superior design, construction and ergonomic details provide long-lasting performance and reliability in the demanding healthcare environment.

5266-C



External cord grip utilizes deep triple drive steel screws that are backed out and positioned inside shrouded pockets. External clamps accepts wire mesh grips.
Catalog and NEMA numbers printed on cord clamp

Positive contact plate bundles stranded wire maximizing surface contact resulting in improved termination

NEMA configuration and device rating are molded on front of device to assist with identification

Wiring module keyed to body for easy assembly and tight fit

Dead front solid containment barrier prevents accidental contact with internal parts

#8-32 triple drive brass terminal screws

Three “U” type fast-threading, triple drive, steel screws secure wiring module to body

Individual deep-funnelled chamfered wire wells. Clear housing allows inspection of wire termination and provides molded-in wire strip gauge

Wire clamps bundle stranded wire without cutting wire strand

Captive, color-coded brass #8 terminal screws



Features and Benefits

- UL 498 Listed; meets latest Federal Specifications WC-598; CSA Specification C22.2 #42 Certified
- One-piece, rivetless triple-wipe brass connector contacts offer enlarged contact surface area
- Husk is constructed from heavy-duty nylon for superior impact resistance in rugged environments
- Beveled back edges prevent body from catching on corners and rough surfaces
- Ergonomic, fluted body design with radial gripping edge is ideal for gripping and pulling

Hospital

- Husk is constructed from ST801 super tough nylon for superior impact resistance in rugged environments

black & white® Industrial Grade Plugs and Connectors, Flanged Inlets and Outlets

Features and Benefits

- Rugged nylon construction resists impact, sunlight, chemicals and rough use
- All contacts are solid one-piece brass for better conductivity
- Triple-wipe, heavy-duty power contacts set in deep pockets to resist damage
- Captive, color-coded brass #8 terminal screws
- Unique cord clamp accepts wide range of cord sizes (.245"–.700"), providing secure grip without damaging cord jacket: SVT 18-3 to SO 14-3 with strain relief insert, up to ST 10-3 when strain relief insert is removed
- Power Indication™ devices indicate when power is ON and equipped with green neon bulb rated at 30,000 hours (24/7) for 3.5 years

2-Pole, 2-Wire, Non-Grounding

Rating	15A-125V	15A-125V
NEMA	 1-15P	 1-15R
Description	**Cat. No. Plug**	**Cat. No. Connector**
Black & White® Nylon Body	5866-C	5869-C


5869-C

15A 2-Pole, 3-Wire, Grounding

Rating	15A-125V	15A-125V	15A-250V	15A-250V
NEMA	 5-15P	 5-15R	 6-15P	 6-15R
Description	**Cat. No. Plug**	**Cat. No. Connector**	**Cat. No. Plug**	**Cat. No. Connector**
Black & White® Body	5266-C	5269-C	5666-C	5669-C
High-Visibility Yellow Nylon Body	5266-CY	5269-CY	5666-CY	5669-CY
All-Black Nylon for Stage and Studio	5266-CB	5269-CB	—	—
All-Black Nylon, Power Indication™	5266-PLB	5269-PLB	—	—
Orange & White Body	5266-CO	5269-CO	—	—
Gray Nylon Body	5266-CG	5269-CG	—	—
Black & White® Nylon Body, Power Indication™	5266-PLC	5269-PLC	5666-PLC	5669-PLC
Angle, Black & White® Nylon Body	5266-CA	5269-CA	5666-CA	—
Black 2-Piece Nylon Shell	5266-N	5269-N	—	—
	Inlet	**Outlet**	**Inlet**	**Outlet**
White Nylon Body	5278-C	5279-C	15678-C	15679-C


5266-C


5269-C


5278-C

Straight Blade Devices

15A, 20A | Black & White® Plugs and Connectors

black & white® Industrial Grade Plugs and Connectors, Flanged Inlets and Outlets

3-Pole, 3-Wire, Non-Grounding

Rating	15A-125V/10A-250V	15A-125V/10A-250V
Non-NEMA		
Description	**Cat. No. Plug**	**Cat. No. Connector**
Black & White® Nylon Body	4763-C	4765-C


4763-C

20A 2-Pole, 3-Wire, Grounding

Rating	20A-125V	20A-125V	20A-250V	20A-250V
NEMA	5-20P	5-20R	6-20P	6-20R
Description	**Cat. No. Plug**	**Cat. No. Connector**	**Cat. No. Plug**	**Cat. No. Connector**
Black & White® Body	5366-C	5369-C	5466-C	5469-C
High-Visibility Yellow Nylon Body	5366-CY	5369-CY	5466-CY	5469-CY
All-Black Nylon, Power Indication™	5366-PLB	5369-PLB	—	—
Black & White® Nylon Body, Power Indication™	5366-PLC	5369-PLC	—	—
Angle, Black & White® Nylon Body	5366-CA	5369-CA	—	—
	Inlet	**Outlet**	**Inlet**	**Outlet**
White Nylon Body	15378-C	15379-C	5478-C	5479-C


5366-CA


9151-N

Single Receptacles and Plugs

Rating	20A-125V/250V		
NEMA	10-20P	10-20R	
Description	**Cat. No. Plug**	**Cat. No. Connector**	**Wallplate Information**
Heavy-Duty Flush Mount Receptacle (Black)	—	5032	Fits all wallplates with 2.15" diameter center hole
Heavy-Duty Flush Mount Receptacle (Ivory)	—	5032-I	Fits all wallplates with 2.15" diameter center hole
Straight Plug	9151-N	—	

black & white® Hospital Grade Plugs and Connectors

Features and Benefits

- Unmatched quality and performance confirmed by rigorous UL 498 testing
- Clearly identified by green dot
- Rugged construction resists impact, sunlight, chemicals and rough use
- All contacts are solid one-piece brass for better conductivity
- Triple-wipe, heavy-duty power contacts set in deep pockets to resist damage
- Captive, color-coded brass #8 terminal screws
- Unique cord clamp accepts wide range of cord sizes (.245"–.700"), providing secure grip without damaging cord jacket: SVT 18-3 to SO 14-3 with strain relief insert, up to ST 10-3 when strain relief insert is removed
- Power Indication™ devices equipped with green neon bulb rated at 30,000 hours (24/7) for 3.5 years

2-Pole, 3-Wire, Grounding

Rating	15A-125V	15A-125V		
NEMA	 5-15P	 5-15R		
Description	**Cat. No. Plug**	**Cat. No. Connector**		
Black & White® Body	8215-C	8219-C		
Transparent Body	8215-CT	8219-CT		
Power Indication™ Transparent Body	8215-PLC	8219-PLC		
Angle, Transparent Body	8215-CAT	—		
Rating	**20A-125V**	**20A-125V**	**20A-250V**	**20A-250V**
NEMA	 5-20P	 5-20R	 6-20P	 6-20R
Description	**Cat. No. Plug**	**Cat. No. Connector**	**Cat. No. Plug**	**Cat. No. Connector**
Black & White® Body	8315-C	8319-C	—	—
Transparent Body	8315-CT	8319-CT	—	—
Power Indication™ Transparent Body	8315-PLC	8319-PLC	—	—
Angle, Transparent Body	8315-CAT	—	—	—
Angle, Black & White® Body	—	—	8415-CAT	—


8215-CAT


8315-PLC


6017-Y

Weather-Resistant Boots for Industrial Nylon Plugs and Connectors

Our outstanding industrial grade boots feature a triple-seal design to protect straight blade plugs and connectors against the harmful effects of dirt and moisture in harsh environments. Boots are available in black or high-visibility yellow. The fluted surface and grip-ring design provide a non-slip grip even in wet conditions.

Weather-Resistant Boots

Color	Cat. No. Plug Boot	Cat. No. Connector Boot
Black Rubber	6017	6018
Yellow Rubber	6017-Y	6018-Y

python® Hinged Industrial Grade Plugs and Connectors

python® Industrial Grade Plugs and Connectors

Features and Benefits

- Features hinged design for fast, easy, installation and assembly
- Tough high-impact body
- Triple-drive screws for easy wiring — standard, Philips, Robertson
- Wide cord clamp range, 18-3 SVT–10-3 ST (.245"–.700")
- Clear thermoplastic back cover for easy visual inspection of wiring

15A 2-Pole, 3-Wire, Grounding

Rating	15A-125V	15A-125V	15A-250V	15A-250V
NEMA	5-15P	5-15R	6-15P	6-15R
Description	**Cat. No. Plug**	**Cat. No. Connector**	**Cat. No. Plug**	**Cat. No. Connector**
Black Nylon Body	5256-VB	5259-VB	—	—
High-Visibility Yellow Nylon Body	5256-VY	5259-VY	15656-VY	15659-VY
Angle High-Visibility Yellow Nylon Body	5256-VA	—	—	—


5256-VA


5456-VY

2-Pole, 3-Wire, Grounding

Rating	20A-125V	20A-125V	20A-250V	20A-250V
NEMA	5-20P	5-20R	6-20P	6-20R
Description	**Cat. No. Plug**	**Cat. No. Connector**	**Cat. No. Plug**	**Cat. No. Connector**
Black Nylon Body	5356-VB	5359-VB	5456-VY	5459-VY
High-Visibility Yellow Nylon Body	5356-VY	5359-VY	—	—
Angle High-Visibility Yellow Nylon Body	5356-VA	—	5456-VA	—


5459-VY

python® Hospital Grade Plugs and Connectors

Features and Benefits

- Features a hinged design for fast, easy, installation and assembly
- Tough high-impact body
- Triple-drive screws for easy wiring — standard, Philips, Robertson
- Wide cord clamp range, 18-3 SVT-10-3 ST (.245"-.700")
- Hospital grade devices meet the highest standards for dependable, long term performance
- Unmatched quality and performance confirmed by rigorous UL 498 testing
- Clearly identified by green dot

2-Pole, 3-Wire, Grounding

Rating	15A-125V	15A-125V	15A-250V	15A-250V
NEMA	 5-15P	 5-15R	 6-15P	 6-15R
Description	**Cat. No. Plug**	**Cat. No. Connector**	**Cat. No. Plug**	**Cat. No. Connector**
White Nylon Body	8256-V	8259-V	8656-V	8659-V
Rating	**20A-125V**	**20A-125V**	**20A-250V**	**20A-250V**
NEMA	 5-20P	 5-20R	 6-20P	 6-20R
Description	**Cat. No. Plug**	**Cat. No. Connector**	**Cat. No. Plug**	**Cat. No. Connector**
White Nylon Body	8356-V	8359-V	8456-V	8459-V


8256-V


8356-V

Midget Devices

Features and Benefits

- Devices feature heavy-duty nylon construction for top performance in the environmental extremes of grueling industrial settings
- Offers a smaller form factor for limited-space applications
- Backed by a lifetime warranty

2-Pole, 2-Wire Non-Grounding

Rating	15A-125V
NEMA	 MS2
Description	**Cat. No. Plug**
Straight	MS2-P
Angle	MS2-AP


MS2-P

Straight Blade Devices

15A, 20A | Integrated Power

Integrated Power Inlets and Outlets with Weather-Resistant Covers

Features and Benefits

- Engineered to IP64 and NEMA 3R Protection Ratings
- Suitable for industrial indoor and outdoor use
- Glass-filled thermoplastic cover and plate provide outstanding impact resistance and durability
- UL 94 VO Flammability Rating
- IP64 Suitability Rating protects against dust particles and splashing water
- NEMA Type-3R Enclosure Rating ensures protection against rain, sleet and damage from external ice formations
- Available with standard wire wells or with slots that accept fork terminals
- Dual gaskets, one under plate and one under lid, for weather-resistant fit
- Stainless steel external hardware resists corrosive effects of moisture
- Large thumb-tab makes it easy to open cover with gloved hand
- Mounts to panels or FS/FD boxes
- UL Listed and CSA Certified for wet locations with cover closed

15A 2-Pole, 3-Wire, Grounding

Rating	15A-125V	15A-125V
NEMA	 5-15P	 5-15R
Description	**Cat. No. Flanged Inlet**	**Cat. No. Flanged Outlet**
Standard Wire Wells	5278-CWP	5279-CWP
Slots for Fork Terminals	5278-FWP	5279-FWP



5278-CWP

20A 2-Pole, 3-Wire, Grounding

Rating	20A-125V	20A-125V	20A-250V	20A-250V
NEMA	 5-20P	 5-20R	 6-20P	 6-20R
Description	**Cat. No. Flanged Inlet**	**Cat. No. Flanged Outlet**	**Cat. No. Flanged Inlet**	**Cat. No. Flanged Outlet**
Standard Wire Wells	15378-CWP	—	5478-CWP	5479-CWP



15378-CWP

SPOTLIGHT
Industrial Devices

For over 107 years, Leviton has been helping businesses power their equipment safely, reliably, and efficiently. The Leviton line of rugged industrial electrical products comprises devices rated up to 1100A at 1000V, and includes devices with watertight and dust-tight ratings. For more information on Industrial devices visit us online at www.leviton.com/industrial



30A, 50A and 60A Devices

Industrial Grade Power Devices

Built from durable thermoplastic, Leviton power receptacles — in flush mount, surface mount and panel mount versions — come equipped with heavy-gauge, double-wire copper alloy contacts. To ensure correct and speedy wiring, terminals have ID markings. Flush mount receptacles fit Leviton's wide range of 2.15"-diameter wallplates and mounting hardware is included. Angle plugs are made of tough, heavy-duty nylon for a long dependable service life.

279-PM, 5054 and 279



Features and Benefits

- Heavy-gauge, double-wipe copper alloy contacts
- Easy-to-wire terminals accept up to #4 AWG conductors
- Terminals marked for easy identification and fast wiring
- All mounting hardware included
- Flush-mount devices fit single or two-gang outlet boxes
- Surface-mount devices are commercial grade and have concentric knockouts for 3/4" and 1" conduit and adjustable cord clamp for back and bottom entrance of cable

Angle Plugs

- Rugged cord clamp for secure cable grip accommodates cord diameters from .625" to 1.375" and does not tear conductor jacket
- Made of tough, heavy-duty nylon for long service life
- Devices feature heavy-sectioned dead-front right-angle
- Pressure-clamp terminal design
- Terminals accept up to #4 AWG stranded conductors
- Four-way positioning front module
- Solid brass blades for maximum conductivity

30A, 50A and 60A Industrial Grade Power Devices

30A Single Receptacles and Plugs

Rating	30A-125V	30A-125V	
NEMA	 5-30R	 5-30P	
Description	**Cat. No.**	**Cat. No.**	**Wallplate Information**
Flush Mount Receptacle	5371	—	Fits all wallplates with 2.15" diameter center hole
Flush Mount Receptacle, Isolated Ground	5371-IG	—	Fits all wallplates with 2.15" diameter center hole
Angle Plug	—	9530-P	


9530-P

Rating	30A-125V	30A-125V	
NEMA	 TT-30RW	 TT-30P	
Description	**Cat. No.**	**Cat. No.**	**Wallplate Information**
Flush Mount Receptacle for Recreational Vehicles	7313	—	Fits all wallplates with 2.15" diameter center hole
Angle Plug	—	830-T	


830-T

Rating	30A-250V	30A-250V	
NEMA	 6-30R	 6-30P	
Description	**Cat. No.**	**Cat. No.**	**Wallplate Information**
Flush Mount Receptacle	5372	—	Fits all wallplates with 2.15" diameter center hole
Flush Mount Receptacle, Isolated Ground	5372-IG	—	Fits all wallplates with 2.15" diameter center hole
Surface Mount Receptacle	5376	—	Fits all wallplates with 2.15" diameter center hole
Angle Plug	—	9630-P	


5376

Rating	30A-277V	30A-277V	
NEMA	 7-30R	 7-30P	
Description	**Cat. No.**	**Cat. No.**	**Wallplate Information**
Flush Mount Receptacle	9730-A	—	Fits all wallplates with 2.15" diameter center hole
Angle Plug	—	9730-P	


9730-P

50A Single Receptacles and Plugs

Rating	50A-125V	50A-125V	
NEMA	 5-50R	 5-50P	
Description	**Cat. No.**	**Cat. No.**	**Wallplate Information**
Flush Mount Receptacle	5373	—	Fits all wallplates with 2.15" diameter center hole
Angle Plug	—	9550-P	


5373

Rating	50A-250V	50A-250V	
NEMA	 6-50R	 6-50P	
Description	**Cat. No.**	**Cat. No.**	**Wallplate Information**
Flush Mount Receptacle	5374	—	Fits all wallplates with 2.15" diameter center hole
Flush Mount Receptacle, Isolated Ground	5374-IG	—	Fits all wallplates with 2.15" diameter center hole
Surface Mount Receptacle	5378	—	Fits all wallplates with 2.15" diameter center hole
Angle Plug	—	9650-P	


5374-IG

Rating	50A-277V	50A-277V	
NEMA	 7-50R	 7-50P	
Description	**Cat. No.**	**Cat. No.**	**Wallplate Information**
Flush Mount Receptacle	9750-A	—	Fits all wallplates with 2.15" diameter center hole
Angle Plug	—	9750-P	


9750-A

3-Pole, 3-Wire, Non-Grounding

Rating	30A-125/250V		
NEMA	 10-30R	 10-30P	
Description	**Cat. No.**	**Cat. No.**	**Wallplate Information**
Flush Mount Receptacle	5207	—	Fits all wallplates with 2.15" diameter center hole
Surface Mount Receptacle	5054	—	Fits all wallplates with 2.15" diameter center hole
Angle Plug	—	9332-P	


5206

Rating	50A-125/250V		
NEMA	 10-50R	 10-50P	
Description	**Cat. No.**	**Cat. No.**	**Wallplate Information**
Flush Mount Receptacle	5206	—	Fits all wallplates with 2.15" diameter center hole
Surface Mount Receptacle	5050	—	Fits all wallplates with 2.15" diameter center hole
Angle Plug	—	9450-P	


9450-P

30A, 50A and 60A Industrial Grade Power Devices

3-Pole, 4-Wire, Grounding

Rating	30A-125/250V		
NEMA	 14-30R	 14-30P	
Description	**Cat. No.**	**Cat. No.**	**Wallplate Information**
Flush Mount Receptacle	278	—	Fits all wallplates with 2.15" diameter center hole
Panel Mount Receptacle	278-PM	—	Fits all wallplates with 2.15" diameter center hole
Surface Mount Receptacle	55054	—	Fits all wallplates with 2.15" diameter center hole
Angle Plug	—	9432-P	


279-PM

Rating	50A-125/250V		
NEMA	 14-50R	 14-50P	
Description	**Cat. No.**	**Cat. No.**	**Wallplate Information**
Flush Mount Receptacle	279	—	Fits all wallplates with 2.15" diameter center hole
Panel Mount Receptacle	279-PM	—	Fits all wallplates with 2.15" diameter center hole
Surface Mount Receptacle	55050	—	Fits all wallplates with 2.15" diameter center hole
Angle Plug	—	9452-P	


55050

Rating	60A-125/250V		
NEMA	 14-60R	 14-60P	
Description	**Cat. No.**	**Cat. No.**	**Wallplate Information**
Flush Mount Receptacle	9460	—	Fits all wallplates with 2.465" diameter center hole
Flush Mount Receptacle, Isolated Ground	9460-IG	—	Fits all wallplates with 2.465" diameter center hole
Angle Plug	—	9462-P	


9460

3-Pole, 4-Wire, 3 Phase, Grounding

Rating	30A-250V 3Ø		
NEMA	 15-30R	 15-30P	
Description	**Cat. No.**	**Cat. No.**	**Wallplate Information**
Flush Mount Receptacle	8430	—	Fits all wallplates with 2.465" diameter center hole
Angle Plug	—	8432-P	


8430

Rating	50A-250V 3Ø		
NEMA	 15-50R	 15-50P	
Description	**Cat. No.**	**Cat. No.**	**Wallplate Information**
Flush Mount Receptacle	8450	—	Fits all wallplates with 2.465" diameter center hole
Flush Mount Receptacle Isolated Ground	8450-IG	—	Fits all wallplates with 2.465" diameter center hole
Angle Plug	—	8452-P	


8452-P

Continued on next page

Continued from previous page

3-Pole, 4-Wire, 3 Phase, Grounding

Rating	60A-250V 3Ø		
NEMA	 15-60R	 15-60P	
Description	**Cat. No.**	**Cat. No.**	**Wallplate Information**
Flush Mount Receptacle	8460	—	Fits any wallplate with 2.465" diameter center hole
Angle Plug	—	8462-P	


8462-P

4-Pole, 4-Wire, 3 Phase, Non-Grounding

Rating	30A-120/208V 3ØY		
NEMA	 18-30R	 18-30P	
Description	**Cat. No.**	**Cat. No.**	**Wallplate Information**
Flush Mount Receptacle	8330	—	Fits any wallplate with 2.465" diameter center hole
Angle Plug	—	8332-P	


8330

Rating	50A-120/208V 3ØY		
NEMA	 18-50R	 18-50P	
Description	**Cat. No.**	**Cat. No.**	**Wallplate Information**
Flush Mount Receptacle	8350	—	Fits any wallplate with 2.465" diameter center hole
Angle Plug	—	8352-P	


8350

Rating	60A-120/208V 3ØY		
NEMA	 18-60R	 18-60P	
Description	**Cat. No.**	**Cat. No.**	**Wallplate Information**
Flush Mount Receptacle	8360	—	Fits any wallplate with 2.465" diameter center hole
Angle Plug	—	8362-P	


8362-P

30A | Dual Power Attachment Plugs

Dual Power Attachment Plugs

Features and Benefits

- Tough thermoplastic shell for long life
- Shell and bottom are hinged in front for ease of assembly
- Solid brass blades with color-coded terminals simplify wiring
- Each dual combination plug supplied with 30A blades and flat 50A blade
- Dead front right angle construction
- Interchangeable blades eliminate need for stocking different devices
- Built-in rejection feature prevents closure if blades are incorrectly positioned
- Versatile cord clamp suitable for use with #14, #12, #10, #8 and #6 AWG round cord and #10/3 SRDT, #8/2-10/1 SRDT and #6/2-8/1 flat wire
- Wiring stripping gauge molded into plug cover
- Backed by a limited 10-year warranty

Dual Power Attachment Plugs

Rating	30A-125V/50A-125V	
NEMA	 5-30P	 5-50P
Description	**Color**	**Cat. No. Plug**
Vinyl Angle Plug Interchangeable Blades, Cord Dia. Range .630"–1.050"	Black	930


930

Rating	30A-250V/50A-250V	
NEMA	 6-30P	 6-50P
Description	**Color**	**Cat. No. Plug**
Vinyl Angle Plug Interchangeable Blades, Cord Dia. Range .630"–1.050"	Black	931


931

Rating	30A-250V/50A-250V	
NEMA	 10-30P	 10-50P
Description	**Color**	**Cat. No.**
Vinyl Angle Plug Interchangeable Blades, Cord Dia. Range .687"–1.050"	Black	287-T

Rating	30A-125/250V/50A-125/250V	
NEMA	 14-30P	 14-50P
Description	**Color**	**Cat. No. Plug**
Vinyl Angle Plug Interchangeable Blades, Cord Dia. Range .750"–1.125"	Black	275-T


287-T

Rating	30A-125V	
NEMA	 TT-30RW	 TT-30P
Description	**Color**	**Cat. No. Plug**
Trailer Travel Vinyl Angle Plug for use with 7313 Receptacle, Cord Dia. Range .687"–.875"	Black	830-T


275-T

Combination Devices

C

Traditional C-2
Decora® C-5
Combination Devices C-5
SmartlockPro® GFCI Combination Devices C-7
LED Sensor Guide Lights C-8



Traditional Combination Devices

Leviton's combination devices offer pleasing, practical designs that fit standard wallboxes. Switch/switch, switch/receptacle and switch/pilot light combinations are available. These devices come in a range of colors and are backed by a limited two-year warranty.

Sample Traditional Devices



Color Choices

Traditional combination devices are offered in a wide range of colors. To order colors, add suffix to Cat. No.

White (-W)	Ivory (-I)	Light Almond (-T)	Black (-E)	Brown

Features and Benefits

- AC quiet switches have silver-cadmium oxide contacts and receptacles have double-wire contacts for maximum conductivity
- All devices have a grounding screw, except where noted
- Terminal screws accept up to #12 AWG copper or copper-clad wire
- Fit standard wallboxes
- Break-off tabs on devices with switches permit conversion to separate feeds
- Limited 2-year warranty

Tamper-Resistant Receptacles

- Shutter mechanism inside the receptacle blocks access to the contacts unless a two-prong plug is inserted, helping ensure hairpins, keys, etc., will be locked out
- TR symbol on residential receptacles assures they meet the NEC requirement
- Heavy-duty construction offers long, trouble-free service life

15A, 20A Combination Devices

Rating		Switch: 15A-120V AC Receptacle: 15A-125V	Switch: 20A-120V AC Receptacle: 20A-125V
NEMA		5-15R	5-20R
Description	**Color**	**Cat. No.**	**Cat. No.**
Single Pole Switch/ Tamper-Resistant Receptacle*	White	T5225-W	—
	Ivory	T5225-I	—
	Light Almond	T5225-T	—
	Brown	T5225	—
Single Pole Switch/Receptacle*	White	5225-W	5335-W
	Ivory	5225-I	5335-I
	Light Almond	5225-T	—
	Black	—	5335-E
	Brown	5225	5335
Rating		**15A-120/277V AC**	**20A-120/277V AC**
Description	**Color**	**Cat. No.**	**Cat. No.**
Two Single Pole Switches, non-ground	White	5224-W	—
	Ivory	5224-I	—
	Brown	5224	—
Two Single Pole Switches*	White	5224-2W	5334-W
	Ivory	5224-2I	5334-I
	Light Almond	5224-2T	—
	Brown	5224-2	5334

*With ground screw

Continued on next page



T5225-W



5224-W

TRADITIONAL | 15A, 20A

Continued from previous page

Traditional Combination Devices

15A, 20A Combination Devices			
Rating		**Switch: 15A-120V AC Pilot Light: 1/25W-125V AC**	**Switch: 20A-120V AC Pilot Light: 1/25W-125V AC**
NEMA		5-15R	5-20R
Description	**Color**	**Cat. No.**	**Cat. No.**
Single Pole Switch/ Pilot Light*	White	5226-W	—
	Ivory	5226-I	5336-I
	Light Almond	5226-T	—
	Brown	5226	5336
Rating		**15A-120/277V AC**	
Description	**Color**	**Cat. No.**	
3-Way Switch/Single Pole Switch*	White	5241-W	
	Ivory	5241-I	
	Light Almond	5241-T	
	Brown	5241	
Two 3-Way Switches*	White	5243-W	
	Ivory	5243-I	
	Light Almond	5243-T	
	Brown	5243	
Rating		**Switch: 15A-120/277V AC Receptacle: 15A-125V**	
Description	**Color**	**Cat. No.**	
3-Way Switch/ Receptacle*	White	5245-W	
	Ivory	5245-I	
	Brown	5245	

*With ground screw



5226-W



5241-I

Related Products
Leviton carries a complete line of traditional switches. **See page A-2 in the Switches & Motor Controls section for more information.** Leviton carries a complete line of traditional receptacles. **See page B-3 in the Straight Blade Devices section for more information.**

Decora® Combination Devices

Decora® combination devices offer switch/switch, switch/receptacle and switch/pilot light pairings in sleek packages suitable for the finest interiors. For the ultimate in convenience and safety, the Decora® Combination Switch/SmartlockPro® GFCI receptacles pair a single pole switch with a GFCI receptacle equipped with Leviton's pioneering true dead-face design.

Sample Decora® Combination Devices



Color Choices

Decora® combination devices are offered in a wide range of colors. To order colors, add suffix to Cat. No.

White (-W) | Ivory (-I) | Light Almond (-T) | Gray (-G/-GY) | Black (-E) | Brown

Features and Benefits

- Elegant Decora® styling provides multiple controls in a single-gang wallbox
- Impact-resistant thermoplastic and double-wipe contacts
- Common shunted internally to all switches
- Limited 2-year warranty

Tamper-Resistant Receptacles

- Shutter mechanism inside the receptacle blocks access to the contacts unless a two-prong plug is inserted, helping ensure hairpins, keys, etc., will be locked out
- TR symbol on residential receptacles assures they meet the 2008 NEC requirement
- Heavy-duty construction offers long, trouble-free service life

USB Charger/Tamper-Resistant Receptacle

- Smart chip recognizes and optimizes the charging requirements of the connected device
- High power port provides faster charging — ideal for charging tablets and other high draw devices
- Vertical ports for easy maneuvering and reduced stress on USB cables

All SmartlockPro® GFCI Combination Devices

- TEST/RESET buttons match device color
- Dual function LED indicator light — provides indication of wiring error and power availability

SmartlockPro® GFCI/Sensor Guide Light

- Manual control of sensor light using the TEST/RESET buttons
- Long-lasting, energy efficient LEDs with 20-year life expectancy — no bulbs to replace
- Light sensor provides automatic ON/OFF features

SmartlockPro® GFCI/Switch

- Replaces standard switch/outlet combination devices in residential and light commercial installations
- Permits multiple wiring options that allow for GFCI protection of switched load and downstream receptacles

LEVITON®

DECORA® | 15A, 20A

Decora® Combination Devices

15A, 20A Combination Devices

Rating		Switch: 15A-120V AC Receptacle: 15A-125V	Switch: 20A-120V AC Receptacle: 20A-125V
NEMA		5-15R	5-20R
Description	**Color**	**Cat. No.**	**Cat. No.**
Single Pole Switch/ Tamper-Resistant Receptacle	White	T5625-W	—
	Ivory	T5625-I	—
	Light Almond	T5625-T	—
	Black	T5625-E	—
Single Pole Switch/Receptacle	White	5625-W	5636-W
	Ivory	5625-I	5636-I
	Light Almond	5625-T	—
	Gray	5625-GY	—
	Black	5625-E	—


T5625-W


5626-W

Rating		Switch: 15A-120V AC Pilot Light: 1/25W-125V AC	Switch: 20A-120V AC Pilot Light: 1/25W-125V AC
Description	**Color**	**Cat. No.**	
Single Pole Switch/Pilot Light	White	5626-W	—
	Ivory	5626-I	—

Rating		USB Port: 2.1A Receptacle: 15A-125V	USB Port: 2.1A Receptacle: 20A-125V
Description	**Color**	**Cat. No.**	
USB Charger/ Tamper-Resistant Receptacle	White	T5630-W	T5830-W
	Ivory	T5630-I	T5830-I
	Light Almond	T5630-T	T5830-T
	Black	T5630-E	T5830-E
	Gray	—	T5830-GY


T5630-W

Rating		USB Port: 4.2A
Description	**Color**	**Cat. No.**
4-Port USB Charger	White	USB4P-W
	Ivory	USB4P-I
	Light Almond	USB4P-T
	Black	USB4P-E
	Gray	USB4P-GY


USB4P-W

Rating		15A-120/277V AC	20A-120/277V AC
Description	**Color**	**Cat. No.**	
Two Single Pole Switches	White	5634-W	5627-W
	Ivory	5634-I	5627-I
	Light Almond	5634-T	5627-T
	Gray	5634-GY	—
	Black	5634-E	—
	Brown	5634	—
3-Way Switch/ Single Pole Switch	White	5641-W	—
	Ivory	5641-I	—
	Light Almond	5641-T	—
	Black	5641-E	—
Two 3-Way Switches	White	5643-W	5640-W
	Ivory	5643-I	5640-I
	Light Almond	5643-T	5640-T

Continued on next page

Continued from previous page

15A, 20A Combination Switches*

Rating		Switch: 15A-120V AC Pilot Light: 1/25W-125V AC	
Description	**Color**	**Cat. No.**	
3-Way Switch/ Receptacle	White	5645-W	
	Ivory	5645-I	
	Black	5645-E	
Rating		**Individual Switches: 15A-120V Device Total: 20A-120V**	**Individual Switches: 15A-120V Device Total: 20A-120V**
Description	**Color**	**Cat. No. non-grounded**	**Cat. No. with ground screw**
Dual Rockers	White	1754-W	1754-2W
	Ivory	1754-I	—
	Light Almond	1754-T	—
Illuminated Dual Rockers (Light is ON when top rocker is OFF)	White	1754-ILW	—
	Ivory	1754-ILI	—
Three Rockers	White	1755-W	1755-2W
	Ivory	1755-I	1755-2I
	Light Almond	1755-T	—

*Warning: Although each individual rocker switch is rated up to 15A-120V, the total combined load for both duplex or all three triplex switches must not exceed 20 Amps



1755-W

Decora® SmartlockPro® GFCI-Protected Combination Devices

15A, 20A GFCI-Protected Combination Devices

Rating		Receptacle 15A-125V, Feed-through: 20A-125V Switch Rating: 15A, 1800W @ 120V AC	
Description	**Color**	**Cat. No.**	
Single Pole Switch and Tamper-resistant SmartlockPro® Slim GFCI-Protected Receptacle with Indicator Light	White	X7299-W	
	Light Almond	X7299-T	
Rating		**Receptacle: 15A-125V Feed-through: 20A-125V**	**Receptacle: 20A-125V Feed-through: 20A-125V**
Description	**Color**	**Cat. No.**	
Single Outlet SmartlockPro® GFCI-Protected with Pilot Light	White	7591-PLW	—
	Ivory	7591-PLI	—
	Light Almond	7591-PLT	—
	Gray	7591-PLG	—
Automatic ON/OFF Sensor LED Guide Light and Tamper-Resistant SmartlockPro® GFCI-Protected Receptacle with Indicator Light*	White	X7592-W	X7892-W
	Ivory	X7592-I	X7892-I
	Light Almond	X7592-T	X7892-T
	Black	X7592-E	X7892-E

*For the Hospital Grade Versions of the Guide Light please see page I-7 in the Hospital Grade Devices section



X7299-W



7591-PLI

Related Products
Leviton carries a complete line of Decora® switches. **See page A-16 in the Switches & Motor Controls section for more information.** Leviton carries a complete line of Decora® receptacles. **See page B-19 in the Straight Blade Devices section for more information.** Leviton carries a complete line of Decora® GFCIs. **See page D-3 in the GFCIs and AFCIs section for more information.**

DECORA® | 15A

Decora® LED Sensor Guide Lights

Our LED Sensor Guide Light Series unites Leviton's quality Decora® wiring devices with energy-saving LED guide lights for a smart combination. The Sensor LEDs turn ON and OFF automatically in switch/guide light or tamper-resistant receptacle/guide light combinations. A full LED guide light version is perfect for hallways and stairways.

Features and Benefits

All Devices
- Impact-resistant face and body
- Long-lasting energy-efficient LED with long life expectancy — no bulbs to replace
- Light sensor provides automatic ON/OFF features
- All devices have a self grounding clip
- Fit standard wall boxes
- Back or side wired

Tamper-Resistant Receptacle/Guide Light
- Uses two LEDs
- Shutter mechanism inside the receptacle blocks access to the contacts unless a two-prong plug is inserted, helping ensure foreign objects will be locked out
- Complies with section 406.11 of the 2008 NEC Code

Combination Switch/Guide Light
- Uses two LEDs
- Single pole
- Neutral required

Full LED Guide Light
- Uses three LEDs
- Color Change Kits available for select models

15A LED Sensor Guide Lights

Rating		15A–125V AC
NEMA		5-15R
Description	**Color**	**Cat. No.**
Decora® Tamper-Resistant Receptacle/LED Guide Light	White	T6525-W
	Ivory	T6525-I
	Light Almond	T6525-T
Decora® Single Pole Switch/ LED Guide Light	White	6526-W
	Ivory	6526-I
	Light Almond	6526-T
Rating		**1W-120V AC**
Description	**Color**	**Cat. No.**
Decora® Full LED Guide Light	White	6527-W
	Ivory	6527-I
	Light Almond	6527-T


T6525-W


6527-W

Related Products
Leviton carries a complete line of LED night and guide lights. **See page V-4 to V-5 in the Electrical Accessories section for more information.**

GFCIs and AFCIs

D

GFCI Receptacles D-2
- Commercial Grade Slim Series D-3
- Hospital Grade Slim Series D-5
- NAFTA Slim Series D-6
- Leaded GFCIs D-7
- Combo Pilot Light D-7
- DIN Rail D-8
- Lev-Lok® D-9

AFCI Receptacles D-12
GFCI Cord Sets D-14
GFCI User Attachables D-17
GFCI Panel Mount D-18



Tamper-Resistant and Non Tamper-Resistant Slim GFCI Receptacles

The SmartlockPro® Slim Series GFCIs are the latest innovation in ground fault circuit interrupter protection. Easy to install, they take up to 25% less space in the wallbox vs. typical GFCIs and can fit into any box, even shallow ones. The slim GFCIs provide all the lockout benefits of our standard SmartlockPro® offering, and are available in tamper-resistant and non tamper-resistant versions. Constructed of resilient thermoplastic able to withstand high torque levels, slim GFCIs come in styles for every need, including a combination guide light/receptacle and a self-test device. When it comes to smart GFCI protection, slim is certainly in.

X7599-W

Takes up to 25% less space in the wallbox vs. other GFCIs



Typical GFCI



New SmartlockPro® Slim GFCI



Color Choices

GFCI receptacles are offered in a wide range of colors. To order colors, add suffix to Cat. No.

White (-W)	Ivory (-I)	Light Almond (-T)	Gray (-G/-GY)	Black (-E)	Brown	Red (-R)

SmartlockPro® Slim Series

Features and Benefits

- Takes up 25% less space in the wallbox vs. other tamper-resistant GFCIs
- Terminals allow for easy wiring options — back and side wire capable
- External backwire clamps provide positive visual indication of wiring and exhibit very high holding force at standard torque levels
- Standard brass self-grounding clips (excluding WR versions)
- Patented bridge contact provides individual sets of contacts for GFCI receptacle face and downstream receptacles; no power to receptacle face if improperly wired (line-load reversed)
- Patented lockout feature for added safety prevents RESET if GFCI is not operating properly
- Dual function LED offers indication of line/load reversal and power availability
- Advanced electronics design provides superior resistance to electrical surges and over-voltages
- Trip threshold meets or exceeds UL requirements for tripping time
- Improved immunity to high frequency noise reduces nuisance tripping
- Impact-resistant thermoplastic cover and body
- TEST and RESET button colors match device face
- Compatible with all Decora® devices and wallplates; available in select Decora® colors
- NAFTA compliant versions available
- Fed Spec Rated
- Limited 2-year warranty

Tamper-Resistant
- TR symbol assures compliance with the National Electrical Code (NEC)
- Shutter mechanism inside the receptacle blocks access to the contacts unless a two-prong or three-prong plug is inserted

Self-Test
- Automatically tests the GFCI every 15 minutes and alerts users if protection has been compromised
- Two indicator lights and an audible beep signal GFCI status

Duplex Guide Light
- Sensor provides automatic ON/OFF based on ambient lighting
- Dual lens provides visible light with a variety of plugs or transformers
- Custom designed lenses with edge-mounted LEDs improve light dispersion
- Energy-efficient: uses approx. 1W of electricity — no bulbs to replace
- Saves space by eliminating the need to use an outlet for a plug-in night light

Weather-Resistant
- Stainless steel strap and screws
- Conformal coated PC board to protect critical components from moisture
- Cold impact resistant face and buttons
- UV stabilized plastics

Hospital Grade
- Extra heavy-duty impact-resistant polyester cover
- Passes stringent durability test required for use in healthcare facilities including plug retention and construction integrity

Continued on next page

GFCI RECEPTACLES | Back and Side Wired

Continued from previous page

SmartlockPro® Slim Series Commercial Spec Grade

Back and Side Wired GFCI with Professional Grade Lockout

Rating		15A-125V @ Receptacle 20A-125V Feed-Through		20A-125V @ Receptacle 20A-125V Feed-Through	
NEMA		5-15R		5-20R	
Description	**Color**	**Cat. No.**		**Cat. No.**	
		TR	**Non-TR**	**TR**	**Non-TR**
GFCI with LED Indicator Light (with self-grounding clip)	White	X7599-W	N7599-W	X7899-W	N7899-W
	Ivory	X7599-I	N7599-I	X7899-I	N7899-I
	Light Almond	X7599-T	N7599-T	X7899-T	N7899-T
	Gray	X7599-GY	N7599-GY	X7899-GY	N7899-GY
	Black	X7599-E	N7599-E	X7899-E	N7899-E
	Brown	X7599	N7599	X7899	N7899
	Red	—	—	—	N7899-R
Self-Test GFCI with LED Indicator Lights (with self-grounding clip)	White	S7599-W	—	S7899-W	—
	Ivory	S7599-I	—	S7899-I	—
	Light Almond	S7599-T	—	S7899-T	—
	Gray	S7599-GY	—	S7899-GY	—
	Black	S7599-E	—	S7899-E	—
	Brown	S7599	—	S7899	—
Weather-Resistant/ Outdoor Grade GFCI with LED Indicator Light	White	WT599-W	WR599-W	WT899-W	WR899-W
	Ivory	WT599-I	—	WT899-I	—
	Light Almond	WT599-T	—	WT899-T	—
	Gray	WT599-GY	—	WT899-GY	—
	Black	WT599-E	WR599-E	WT899-E	WR899-E
Duplex GFCI with Guide Light, LED Indicator Lights (with self-grounding clip)	White	X7592-W	—	X7892-W	—
	Ivory	X7592-I	—	X7892-I	—
	Light Almond	X7592-T	—	X7892-T	—
	Black	X7592-E	—	X7892-E	—
Combination GFCI with Switch, LED Indicator Light (with self-grounding clip)	White	X7299-W	—	—	—
	Light Almond	X7299-T	—	—	—

TR: Tamper-resistant



X7899-W



WT599-W



X7592-W

Blank Face Back and Side Wired GFCI with Professional Grade Lockout

Rating		20A-125V Feed-Through Switch Rated
Description	**Color**	**Cat. No.**
Blank Face GFCI with LED Indicator Light (with self-grounding clip)	White	X7590-W
	Ivory	X7590-I
	Light Almond	X7590-T
	Black	X7590-XE (Bulk Pack)



X7590-W

Related Products
Leviton has a comprehensive line of outdoor weather-resistant and while-in-use covers that are ruggedly constructed to withstand the elements. **See pages T-30 to T-34 in the Wallplates & Weather Resistant Covers section for more information.**

Hospital Grade SmartlockPro® Slim Series

Back and Side Wired GFCI with Professional Grade Lockout

Rating		15A-125V @ Receptacle 20A-125V Feed-Through		20A-125V @ Receptacle 20A-125V Feed-Through	
NEMA		5-15R		5-20R	
Description	**Color**	**Cat. No.**		**Cat. No.**	
		TR	**Non-TR**	**TR**	**Non-TR**
GFCI Duplex Receptacle with LED Indicator Light (with self-grounding clip)	Brown	X7599-HG	N7599-HG	X7899-HG	N7899-HG
	Ivory	X7599-HGI	N7599-HGI	X7899-HGI	N7899-HGI
	White	X7599-HGW	N7599-HGW	X7899-HGW	N7899-HGW
	Black	X7599-HGE	N7599-HGE	X7899-HGE	N7899-HGE
	Gray	X7599-HGG	N7599-HGG	X7899-HGG	N7899-HGG
	Lt Almond	X7599-HGT	N7599-HGT	X7899-HGT	N7899-HGT
	Red	X7599-HGR	N7599-HGR	X7899-HGR	N7899-HGR
Self-Test GFCI Duplex Receptacle with LED Indicator Lights (with self-grounding clip)	Brown	S7599-HG	—	S7899-HG	—
	Ivory	S7599-HGI	—	S7899-HGI	—
	White	S7599-HGW	—	S7899-HGW	—
	Black	S7599-HGE	—	S7899-HGE	—
	Gray	S7599-HGG	—	S7899-HGG	—
	Lt Almond	S7599-HGT	—	S7899-HGT	—
	Red	S7599-HGR	—	S7899-HGR	—
Duplex GFCI with Guide Light, LED Indicator Light (with self-grounding clip)	Brown	X7592-HG	—	X7892-HG	—
	Ivory	X7592-HGI	—	X7892-HGI	—
	White	X7592-HGW	—	X7892-HGW	—
	Black	X7592-HGE	—	X7892-HGE	—
	Gray	X7592-HGG	—	X7892-HGG	—
	Lt Almond	X7592-HGT	—	X7892-HGT	—
	Red	X7592-HGR	—	X7892-HGR	—
Weather-Resistant Outdoor Grade GFCI Duplex Receptacle with LED Indicator Light	Brown	—	—	—	—
	Ivory	WT599-HGI	—	WT899-HGI	—
	White	WT599-HGW	—	WT899-HGW	—
	Black	—	—	—	—
	Gray	—	—	—	—
	Lt Almond	—	—	—	—
	Red	—	—	—	—



X7599-HGT



X7892-HGW



WT899-HGI

Related Products
For more information on our full line of Hospital grade devices **see section I, Hospital Grade Devices.**

GFCI RECEPTACLES | NAFTA Compliant

SmartlockPro® Slim Series NAFTA Compliant Spec Grade Back and Side Wired GFCI with Professional Grade Lockout

NAFTA Compliant SmartlockPro® GFCIs are available for projects subject to the provisions of the North American Free Trade Agreement.

Back and Side Wired GFCI with Professional Grade Lockout

Rating		15A-125V @ Receptacle 20A-125V Feed-Through		20A-125V @ Receptacle 20A-125V Feed-Through	
NEMA		5-15R		5-20R	
Description	**Color**	**Cat. No. TR**	**Cat. No. Non-TR**	**Cat. No. TR**	**Cat. No. Non-TR**
NAFTA Compliant Slim GFCI with LED Indicator Light (with self-grounding clip)	White	X7599-FW	N7599-FW	X7899-FW	N7899-FW
	Ivory	X7599-FI	N7599-FI	X7899-FI	N7899-FI
NAFTA Compliant Slim Hospital Grade Duplex GFCI with LED Indicator Light (with self-grounding clip)	Brown	X7599-HF	N7599-HF	X7899-HF	N7899-HF
	Ivory	X7599-HFI	N7599-HFI	X7899-HFI	N7899-HFI
	White	X7599-HFW	N7599-HFW	X7899-HFW	N7899-HFW
	Black	X7599-HFE	N7599-HFE	X7899-HFE	N7899-HFE
	Gray	X7599-HFG	N7599-HFG	X7899-HFG	N7899-HFG
	Lt Almond	X7599-HFT	N7599-HFT	X7899-HFT	N7899-HFT
	Red	X7599-HFR	N7599-HFR	X7899-HFR	N7899-HFR



X7899-HGR

SPOTLIGHT

NAFTA Compliant, Made in the USA

Leviton is the smart choice for GFCIs, Lighting Controls, Occupancy/Vacancy Sensors, Relay Control Panels, Submeters and Entertainment Lighting products that meet NAFTA (North American Free Trade Agreement) or ARRA (American Recovery and Reinvestment Act) requirements. For an up-to-date, comprehensive listing of Leviton's NAFTA or ARRA compliant products go to www.leviton.com/usa

made in USA

Related Products

For more information on our Portable GFCI devices and User Attachable GFCIs **see section J, Temporary Power.**

SmartlockPro® GFCI with Professional Grade Lockout

Features and Benefits

- Patented bridge contact provides individual sets of contacts for GFCI receptacle face and downstream receptacles; no power to receptacle face if improperly wired (line-load reversal)
- Patented lockout feature for added safety prevents RESET if GFCI is not operating properly
- Advanced electronics design provides superior resistance to electrical surges and over-voltages
- Impact-resistant thermoplastic cover and body
- Expanded wiring options with eight back-wire holes (two for each line and load connection) plus ground with an internal clamp
- High-visibility power indicator illuminates when power to the receptacle is present
- Silver alloy contacts
- Compatible with all Decora® devices and wallplates; available in select Decora® colors
- Matching wallplate included
- Backed by a limited 2-year warranty

Leaded

- Include #12 AWG TEW line and load leads plus a ground wire for broadest installation flexibility
- Terminals are enclosed for added safety

Pilot Light GFCI

- Long-lasting, energy efficient LEDs with 20-year life expectancy — no bulbs to replace
- High-visibility power indicator illuminates when power to the receptacle is present

SmartlockPro® Wire Lead GFCI with Professional Grade Lockout

Rating		15A-125V @ Receptacle 20A-125V Feed-Through	20A-125V @ Receptacle 20A-125V Feed-Through
NEMA		 5-15R	 5-20R
Description	**Color**	**Cat. No.**	**Cat. No.**
SmartlockPro® Wire Lead Duplex GFCI	Ivory	7599-LI	7899-LI
	White	7599-LW	7899-LW



7599-LI

SmartlockPro® GFCI Receptacle with Pilot Light

Rating		15A-125V @ Receptacle 20A Feed-Through
Description	**Color**	**Cat. No.**
SmartlockPro® GFCI Receptacle with Pilot Light	Ivory	7591-PLI
	White	7591-PLW
	Gray	7591-PLG
	Light Almond	7591-PLT



7591-PLW

SmartlockPro® Heavy-Duty Spec Grade DIN-Rail

Features and Benefits

- 10kA SCCR
- GFCI receptacle is Fed Spec W-C 596 rated

Industrial Grade DIN-Rail GFCI Module

Rating		15A-125V 20A Feed-Through	20A-125V 20A Feed-Through
NEMA		 5-15R	 5-20R
Description	**Color**	**Cat. No.**	
Duplex Receptacle with Indicator Light	Black	N7599-DIN	N7899-DIN



N7599-DIN

Related Products
For more information on our Decora Plus™ Industrial grade DIN-Rail Mount Duplex receptacles **see page B-22 in the Straight Blade Devices section.** For more information on our Surge Protective DIN-Rail Mount receptacles **see page F-35 in the Surge Protective Devices section.**

Lev-Lok® SmartlockPro® GFCI Receptacles

Leviton's heavy duty specification grade SmartlockPro® GFCI modular receptacles are the perfect solution for those locations that require the added safety of ground fault protection, such as restrooms and kitchens. Suitable for use in all 15A or 20A, 125V commercial applications, these devices are offered in standard and tamper-resistant duplex receptacle versions. With ideal time-saving benefits and excellent safety features like automatic GFCI testing after RESET and built-in end-of-life indication, Leviton's GFCI modular receptacles are the perfect choice for safety.

M7599-I Shown



Solid brass locking pins for strong, secure connection between receptacle and wiring module

Two latches mate with wiring module for twice the security



Look for the lock. Patented lockout feature prevents RESET if the GFCI is not wired properly or the GFCI circuit is no longer functioning properly

Impact-resistant nylon cover withstands abuse

Advanced electronics offers superior resistance to surges and over-voltages

Green LED indicator light: When illuminated, it indicates power is present

Grounding clip permanently secured to strap makes for most reliable ground connection



Right Angle Wiring Module makes GFCI easier to install and reduces footprint in the box

GFCI RECEPTACLES | Lev-Lok® Hospital Grade

Lev-Lok® SmartlockPro® GFCI Receptacles

Features and Benefits

- GFCI protects one duplex receptacle. No feed-through capability
- Constructed with impact-resistant nylon cover
- Large triple-wipe, brass "T" line contacts on 20A for superior contact and conductivity
- The SmartlockPro® receptacle automatically tests the GFCI every time the RESET button is pushed. The GFCI will not reset if the GFCI circuit is not functioning properly
- Built-in end-of-life indication. If the SmartlockPro® receptacle can no longer provide GFCI protection, it will not reset and no power will be supplied to the face.
- Trip threshold meets or exceeds UL requirements for tripping time
- Right Angle Wiring module's thin profile makes it easier to place GFCI receptacle in the box
- #12 AWG THHN wire leads, 6" length on MSTWL series wiring modules
- Wiring module locks and latches to the receptacle body providing double the connection security
- Receptacle to be installed only with Leviton MSTWL series wiring modules
- MSTWL wiring module sold separately with protective label and factory-installed circuit ID label

SmartlockPro® Hospital Grade GFCI Receptacles

2-Pole, 3-Wire Grounding c UL us

Rating		15A-125V	20A-125V
NEMA		5-15R	5-20R
Description	**Color**	**Cat. No.**	**Cat. No.**
Duplex	White	M7599-HGW	M7899-HGW
	Ivory	M7599-HGI	M7899-HGI
	Light Almond	M7599-HGT	M7899-HGT
	Gray	M7599-HGY	M7899-HGY
	Black	M7599-HGE	M7899-HGE
	Brown	M7599-HG0	M7899-HG0
	Red	M7599-HGR	M7899-HGR
Duplex, Tamper Resistant	White	MT759-HGW	MT789-HGW
	Ivory	MT759-HGI	MT789-HGI
	Light Almond	MT759-HGT	MT789-HGT
	Gray	MT759-HGY	MT789-HGY
	Black	MT759-HGE	MT789-HGE
	Brown	MT759-HG0	MT789-HG0
	Red	MT759-HGR	MT789-HGR



M7599-HGI (front) with MSTWL-A Wiring Module



M7599-I (back)

SmartlockPro® Heavy-Duty Spec Grade GFCIs

2-Pole, 3-Wire Grounding			
Rating		**15A-125V**	**20A-125V**
NEMA		5-15R	5-20R
Description	**Color**	**Cat. No.**	**Cat. No.**
Duplex	White	M7599-W	M7899-W
	Ivory	M7599-I	M7899-I
	Light Almond	M7599-T	M7899-T
	Gray	M7599-GY	M7899-GY
	Black	M7599-E	M7899-E
	Brown	M7599	M7899
	Red	M7599-R	M7899-R
Duplex, Tamper Resistant	White	MT759-W	MT789-W
	Ivory	MT759-I	MT789-I
	Light Almond	MT759-T	MT789-T
	Gray	MT759-GY	MT789-GY
	Black	MT759-E	MT789-E
	Brown	MT759	MT789
	Red	MT759-R	MT789-R



MT789-W

Lev-Lok® Wiring Modules

Lev-Lok® Wiring Modules			
Device Type	**Description**	**Color**	**Cat. No.**
Receptacles	Stranded	White	MSTWL-A*
	Stranded with Push-Wire Connectors	White	MSTWL-WST*
	Stranded for Emergency Circuits	Red	MSTWL-R*
	Stranded for Isolated Ground Circuits	Orange	MSTWL-IG*
	Stranded with Push-Wire Connectors for Isolated Ground Circuits	Orange	MSTWL-WIG*
	Solid	White	MSTWL-SDA*
	Solid for Isolated Ground Circuits	Orange	MSTWL-SIG*
	Solid with Push-Wire Connectors	White	MSTWL-WSD*
	Stranded for Low Leakage Circuits**	White	MSTWL-XA***
	Stranded for Low Leakage Circuits	White	MSTWL-XB***

*Custom lead lengths available upon request.
**With orange, brown and green wires.
***Add suffix of 0 for 6", 1 for 12", 2 for 24" or 3 for 36" long leads; please allow 4 to 6 weeks for delivery



MSTWL-A
Wiring Module

AFCI RECEPTACLES

AFCI Receptacles

SmartlockPro® Outlet Branch Circuit AFCI Receptacles

The SmartlockPro® Outlet Branch Circuit (OBC) AFCI Receptacle offers advanced technology to help protect against electrical fires. This device is designed to interrupt power in the event potentially hazardous arcing is detected, which could originate from a number of sources including damaged wires and cords. Meeting the latest UL requirements for OBC AFCI receptacles, the device provides protection against series and parallel arcs. The SmartlockPro® OBC AFCI Receptacle features Leviton's patented reset/lockout and tamper-resistant technology. AFCI's are now required by the National Electrical Code® (NEC) in many areas of the home.

AFTR1-W



Color Choices AFCI receptacles are offered in a wide range of colors. To order colors, add suffix to Cat. No.

White (-W)	Ivory (-I)	Light Almond (-T)	Gray (-G/-GY)	Black (-E)	Brown

Features and Benefits

- Meets or exceeds latest UL 1699A requirements for arc detection and tripping requirements on both series and parallel arcs
- Device design reduces nuisance tripping
- Impact-resistant thermoplastic cover and body
- TR symbol indicates the device's compliance with the latest NEC® requirements for tamper-resistant receptacles in residences and childcare facilities
- Superior resistance to electrical surges and over-voltages
- Expanded wiring options with nine back-wire holes (two for each line and load connection plus one for ground with an internal clamp)
- Silver alloy contacts
- Coordinates with all Decora® devices and wallplates; available in select colors
- Packed with coordinating wallplate
- Backed by a limited 2-year warranty

Lockout Action

- Automatically tests the AFCI every time the RESET button is depressed; the AFCI will not reset if the AFCI circuit is not functioning properly
- Leviton's patented reset/lockout technology prevents the AFCI from being reset in the event of a line-load reversal and stops power from being fed to the AFCI receptacle face or through to downstream devices; an illuminated green LED indicator on the AFCI's face should alert an installer to a line-load wiring reversal if the device is in the tripped state

SmartlockPro® Outlet Branch Circuit AFCI Receptacles

Back and Side Wired AFCI w Reset/Lockout and Tamper-Resistant Technology

Rating		15A-120V @ Receptacle 20A-125V Feed-Through	20A-120V @ Receptacle 20A-125V Feed-Through
NEMA		5-15R	5-20R
Description	**Color**	**Cat. No.**	**Cat. No.**
Tamper-Resistant Outlet Branch Circuit AFCI Receptacle with LED Indicator	White	AFTR1-W	AFTR2-W
	Ivory	AFTR1-I	AFTR2-I
	Light Almond	AFTR1-T	AFTR2-T
	Gray	AFTR1-GY	AFTR2-GY
	Black	AFTR1-E	AFTR2-E
	Brown	AFTR1	AFTR2



AFTR2-W

Blank Face Back and Side Wired AFCI with Professional Grade Lockout

Rating		20A-125V Feed-Through Switch Rated
Description	**Color**	**Cat. No.**
Blank Face Outlet Branch Circuit AFCI Receptacle with LED Indicator	White	AFRBF-W
	Ivory	AFRBF-I
	Light Almond	AFRBF-T

PORTABLE GFCI CORD SETS | Power Supply Cords

GFCI Cord Sets

Automatic and Manual Reset GFCI Devices

Leviton's automatic and manual reset GFCI devices are now sleeker and more rugged than ever. These fully OSHA compliant devices are also perfect for use in a variety of temporary power applications, such as recreation and marine vehicles, portable pools and generators, submersible pumps, vending machines and more.

GFA15-6C



Automatic and Manual Reset GFCI Cord Sets and Power Supply Cords

Features and Benefits

- Rainproof, outdoor rated GFCI module
- Fully complies with NEC and OSHA regulations for construction sites
- Manual Reset Cord Sets (yellow body) will NOT automatically reset ON when power is restored after a power interruption — RESET button must be actuated
- Automatic Reset Cord Sets (black body) will automatically reset ON when plugged in or when power is restored after a power interruption
- Power indicator light goes OFF if GFCI trips, power is interrupted, or GFCI is unplugged
- Open-neutral protection immediately trips the GFCI if the neutral conductor on the line side is opened, eliminating the possibility of the GFCI having a live hot leg
- Custom cord lengths and configurations available as special order
- Impact-resistant thermoplastic cover and body
- Water-resistant enclosure is sealed by ultrasonic welding
- Fully complies with NEC and OSHA regulations for construction sites
- UL listed cord sets and user-attachables; UL recognized power supply cords; complies with UL Standard 943 as a Class A GFCI
- CSA certified
- Backed by a limited 2-year warranty

Automatic Reset GFCI Cord Sets and Power Supply Cords

Rating		15A–120V	
NEMA		5-15P	5-15R
Description	**Color**	**Cat. No.**	
2 ft. Cord Set, Molded, Straight Blade Plug and Connector	Black	GFA15-2C	
6 ft. Cord Set, Molded, Straight Blade Plug and Connector	Black	GFA15-6C	
25 ft. Cord Set, Molded, Straight Blade Plug and Connector	Black	GFA15-25C	
3 ft. Cord Set, Molded, Straight Blade Plug and Triple Tap Connector	Black	GFA15-3TC	
37 ft. Power Supply Cord, Molded, Straight Blade Plug, No Connector	Black	GFA15-37E	



GFA15-3TC

Rating		20A–120V	
NEMA		5-20P	5-20R
Description	**Color**		
3 ft. Cord Set, Molded, Straight Blade Plug and Connector	Black	GFA20-3C	
37 ft. Power Supply Cord Molded, Straight Blade Plug, No Connector	Black	GFA20-37E	

Rating		20A–120V	
NEMA		L5-20R	L5-20P
Description	**Color**	**Cat. No.**	
3 ft. Cord Set, Locking Plug and Connector	Black	GFA20-3LC	



GFA20-37E

PORTABLE GFCI CORD SETS | Power Supply Cords

Manual Reset GFCI Cord Sets

Manual Reset GFCI Cord Sets		
Rating		**15A–120V**
NEMA		5-15P / 5-15R
Description	**Color**	**Cat. No.**
3 ft. Cord Set, Molded, Straight Blade Plug and Connector**	Yellow	GFM15-3C
25 ft. Cord Set, Molded, Straight Blade Plug and Connector	Yellow	GFM15-25C
3 ft. Cord Set, Molded, Straight Blade Plug and Triple Tap Connector**	Yellow	GFM15-3TC
3 ft. Cord Set, Molded, Straight Blade Plug and Connector, 14-3 SJTW Cord, one end features a 14W47 Wetguard® Plug, other end features a 15W47 Wetguard® Connector	Yellow	GFM15-3WC

**Heavy-Duty #12/3 Type SJTW Cord



GFM20-3C

Rating		20A–120V
NEMA		5-20P / 5-20R
Description	**Color**	**Cat. No.**
3 ft. Cord Set, Molded, Straight Blade Plug and Connector, 12-3 SJTW Cord	Yellow	GFM20-3C
3 ft. Cord Set, Molded, Straight Blade, Plug and Connector, 12-3 SJTW Cord, one end features a 14W33 Wetguard® Plug, other end features a 15W33 Wetguard® Connector	Yellow	GFM20-3WC

SPOTLIGHT
Temporary Power

Leviton offers a comprehensive line of temporary power products for the commercial, industrial and entertainment market segments. See Section J, our Temporary Power Section, for our full temporary power offering, or visit us online at www.leviton.com/temppower



GFCI User Attachables

Features and Benefits

- UL 943 Class A GFCI operation with open-neutral protection
- May be pre-wired to cable of any specified length up to 50 feet
- Accept — #18 thru #12 cord sizes Type SJ or ST
- Power indicator light goes off if GFCI trips, power is interrupted or GFCI is unplugged
- Backed by a limited 2-year warranty

16693 **16694**



Polycarbonate, ultrasonically welded body provides long service life and excellent resistance to harsh weather

Accepts 12 AWG to 18 AWG 3-wire flexible cord (SJ or ST Type)

Terminal chamber sealed with silicon and foam rubber gaskets for superior protection against moisture

User Attachable Devices

Right Angle GFCI Plug

Rating		15A-120V	20A-120V
NEMA		5-15P	5-20P
Description	**Color**	**Cat. No.**	**Cat. No.**
Automatic Reset	Black	16693*	16793*
Manual Reset	Yellow	16694*	16794*

*Please add -1 to the Cat. No. for bulk pack of 20



16693

GFCI PANEL MOUNT

GFCI Panel Mount

Features and Benefits

- Provides UL 943 Class A GFCI protection (5mA±1mA)
- A "Hi/Lo" voltage detection RED indicator lights when power supply swells or drops at approximately 160V RMS / 70V RMS (+/-10%)
- Rated 20A-120 V AC for down-stream loads; units can be easily added to equipment panels
- Rugged UV/impact-resistant polycarbonate housing in high-visibility yellow, with moisture-resistant TEST and RESET buttons
- Rainproof outdoor rated GFCI module
- Automatically resets ON after power interruption
- Open-neutral protection ensures that the GFCI will trip automatically if there's a break in the neutral conductor feeding power to the GFCI
- Meets OSHA requirements for construction sites
- Backed by a limited 2-year warranty

Panel Mount GFCI with Hi/Lo Voltage Detection

Rating	20A-120V	
Description	**Color**	**Cat. No.**
Panel Mount GFCI	Yellow	46596-Y



46596-Y

Locking Devices

E

NEMA Locking Devices E-2
15 Amp Locking Devices E-5
20 Amp Locking Devices E-7
30 Amp Locking Devices E-10
Non-NEMA Locking Devices E-14
15 Amp Non-NEMA Locking Devices E-14
20 Amp Non-NEMA Locking Devices E-15
30 Amp Non-NEMA Locking Devices E-16
50 Amp Non-NEMA Locking Devices E-17
Plug & Connector Boots E-20
Midget Locking Devices E-22
Combo Locking & Straight Blade Receptacles E-23
Integrated Devices E-24







NEMA Locking Devices

Locking Devices for the Entire Spectrum of Industrial Applications

Leviton's industrial grade locking devices are built to provide unparalleled quality and superior performance in the most severe industrial settings. Leviton combines the best materials available with superior production standards to produce a broad selection of locking devices of unmatched flexibility and dependability.

Exposed Connector



Exposed Plug





Shrouded pockets in cord clamp prevents slippage of screwdriver blade when tightening clamp screws.



Wire clamps move within individual chambers to provide positive clamp lock without cutting wire strands.



Captive terminal screws eliminate nuisance dropping and searching for missing screws.



Deep-funnelled, large wire wells guide conductors into termination position.

LEVITON

NEMA

Locking Flush Receptacles

Engineered for maximum performance with a UL 94 V-0 flammability rating.

V-0-MAX®

Sample Receptacles



- Extra thick .050" nickel-plated brass mounting strap
- Stamped-in agency certifications
- Molded-in amperage and voltage rating
- NEMA configuration
- Color-coded voltage rating
- Manufacturer
- Stability ribs
- Uni-body face
- Triple combination head mounting screws



- Molded-in terminal identification letters
- Triple combination mounting screws, multi-terminated design, accepts #8 to #14 solid or stranded conductors
- Seam between front cover and back cover is far from contact working area
- External nickel plated clamps accept #8 to #14 solid or stranded conductors for back and side wiring
- Oversized #10 brass Phillips/Robertson/ straight slot drive terminal screw

V-0-MAX®
FLUSH RECEPTACLES–UL V-0 RATING

Color-Coded Voltage Ratings			
125V	250V	277V AC	
125/250V	3ø250V	3ø480V	600V

One-piece .040" thick brass, high-copper content contacts with nickel-plated clamp type terminals

Contacts deeply seated in thick walled faced





Mechanically-secured all-brass ground path

15A NEMA Locking Devices

Industrial Grade Black & White® Locking Devices

Features and Benefits

Locking Plugs and Connectors
- Super tough nylon body resists damage from severe impact, abrasion and chemicals
- Ergonomic, fluted body design with radial grip ridge is ideal for gripping, turning and pulling
- Cord clamp does not have to be disassembled from body for wiring — accepts wire mesh connection strain reliefs
- One-piece, rivetless .035" thick brass connector contacts and solid brass plug blades provide maximum conductivity and long service life
- Power Indication™ 15A Locking Plugs & Connectors equipped with green neon bulb rated at 30,000 hours (24/7 for 3.5 years)
- Power Indication™ 20A and 30A Locking Plugs & Connectors equipped with green LED rated at 100,000 hours (24/7 for 10 years)

Flanged Inlets and Outlets
- Rugged nylon flange fits flush and won't crack in high abuse applications
- Individual deep-funneled chamfered wire wells guide each wire into rectangular chambers
- Wire clamps bundle stranded wire without cutting wire strands

Locking Flush Receptacles
- Rugged nylon body and cover for outstanding resistance to impacts and harsh chemicals
- Double-wipe phosphor-bronze power contacts

V-O-Max® Locking Flush Receptacles
- UL 94 V-O flammability rating, the best rating of any material used in Industrial locking flush receptacles available today
- Extra-thick .050" nickel-plated brass mounting strap for high-abuse applications
- Designed for maximum durability: One-piece .040" brass, high copper-content contacts with nickel plated clamp-type terminals
- Color-coded voltage rating on face for easy identification

15A-125V

2-Pole, 2-Wire Non-Grounding

Rating	15A-125V	
NEMA	L1-15P	L1-15R
Description	**Cat. No.**	**Cat. No.**
Plugs and Connectors	**Plug**	**Connector**
Black & White® Nylon Body	7545-C	7506-C
Flanged Outlet	—	7526-C
Receptacles		
Duplex Flush Receptacle	—	7540
Single Flush Receptacle	—	7535



7545-C

LEVITON

15A NEMA | Black & White®

Industrial Grade Black & White® Locking Devices

15A-125V, 250V and 277V AC

2-Pole, 3-Wire Grounding UL CSA

Rating	15A-125V		15A-250V		15A-277V AC	
NEMA	L5-15P	L5-15R	L6-15P	L6-15R	L7-15P	L7-15R
Description	**Cat. No.**	**Cat. No.**	**Cat. No.**	**Cat. No.**	**Cat. No.**	**Cat. No.**
Plugs and Connectors	**Plug**	**Connector**	**Plug**	**Connector**	**Plug**	**Connector**
Black & White® Nylon Body	4720-C	4729-C	4570-C	4579-C	4770-C	4779-C
All Black Nylon Body	4720-CB	4729-CB	—	4579-B	4770-B	4779-B
Yellow Nylon Body	4720-CY	4729-CY	4570-CY	4579-CY	4770-CY	4779-CY
Power Indication™ Black & White® Nylon Body	4720-PLC	4729-PLC	4570-PLC	4579-PLC	4770-PLC	4779-PLC
Angle Locking Black & White® Nylon Body	4720-CA	—	4570-CA	—	4770-CA	—
Inlets and Outlets	**Inlet**	**Outlet**	**Inlet**	**Outlet**	**Inlet**	**Outlet**
Flanged Device	4716-C	4715-C	4586-C	4585-C	4786-C	4785-C
Receptacles						
Duplex Flush Receptacle, Self Grounding, Back and Side Wired	—	4700	—	4550	—	4750
Duplex Flush Receptacle, Isolated Ground, Back and Side Wired, 6" Green Ground Lead	—	4700-IG	—	4550-IG	—	4750-IG
Duplex Flush Receptacle w/2 Hot Feeds and 1 Neutral Return, Self Grounding, Back and Side Wired	—	4702-IIR	—	—	—	—
Duplex Flush Receptacle w/Split Feed – 2 Hot Feeds and 2 Neutral Returns, Self Grounding, Back and Side Wired	—	4703-IIR	—	—	—	—
Single Flush Receptacle	—	4710	—	4560	—	4760
Single Flush Receptacle, w/Short Strap	—	4710-SS	—	—	—	—
Single Flush Receptacle, Isolated Ground	—	4710-IG	—	4560-IG	—	4760-IG



4716-C



4560



4700

Wallplates and Covers

302 Stainless Steel Single Receptacle	302 Stainless Steel Duplex Receptacle	Weather-Resistant Flip Lid Cover for Inlets and Outlets*
1.41" Dia. Opening		1.72" Dia. Opening IP64 Rated — Includes Gasket & Screws
84004-40	84003-40	WP1

*For use with 15A Locking devices

Related Products
For more information on Weather-Resistant Boots for Locking Plugs and Connectors **see page E-20.**
Find the right wallplate for any application. **See section T for Wallplates & Weather-Resistant Covers.**

20A NEMA Locking Devices

Industrial Grade Black & White® Locking Devices

20A-250V

2-Pole, 2-Wire Non-Grounding		
Rating	**20A-250V**	
NEMA	 L2-20P	 L2-20R
Description	**Cat. No.**	**Cat. No.**
Plugs and Connectors	**Plug**	**Connector**
Black & White® Nylon Body	7102-C	7101-C
Non-Polarized	7102-NP	—
Receptacles		
Single Flush Receptacle	—	7210-B



7102-C

20A-125V, 250V and 277V AC

2-Pole, 3-Wire Grounding						
Rating	**20A-125V**		**20A-250V**		**20A-277V AC**	
NEMA	 L5-20P	 L5-20R	 L6-20P	 L6-20R	 L7-20P	 L7-20R
Description	**Cat. No.**	**Cat. No.**	**Cat. No.**	**Cat. No.**	**Cat. No.**	**Cat. No.**
Plugs and Connectors	**Plug**	**Connector**	**Plug**	**Connector**	**Plug**	**Connector**
Black & White® Nylon Body	2311	2313	2321	2323	2331	2333
All Black Nylon Body	2311-B	2313-B	—	2323-B	—	2333
Yellow Nylon Body	2311-CY	2313-CY	2321-CY	2323-CY	—	—
Power Indication™ Black & White® Nylon Body	2311-PLC	2313-PLC	2321-PLC	2323-PLC	2331-PLC	2333-PLC
Power Indication™ All Black Nylon Body	2311-PLB	2313-PLB	—	—	—	—
Inlets and Outlets	**Inlet**	**Outlet**	**Inlet**	**Outlet**	**Inlet**	**Outlet**
Flanged Device	2315	2316	2325	2326	2335	2336
Receptacles						
V-O-Max® Single Flush Receptacle	—	2310	—	2320	—	2330
V-O-Max® Single Flush Receptacle, Isolated Ground	—	2310-IG	—	2320-IG	—	2330-IG



2311



2313



2310

LEVITON®

20A NEMA | Black & White®

Industrial Grade Black & White® Locking Devices

20A-347V AC, 480V AC and 600V AC

2-Pole, 3-Wire Grounding

Rating	20A-347V AC		20A-480V AC		20A-600V AC	
NEMA	L24-20P	L24-20R	L8-20P	L8-20R	L9-20P	L9-20R
Description	**Cat. No.**	**Cat. No.**	**Cat. No.**	**Cat. No.**	**Cat. No.**	**Cat. No.**
Plugs and Connectors Black & White® Nylon Body	**Plug** 3721	**Connector** 3723	**Plug** 2341	**Connector** 2343	**Plug** 2351	**Connector** 2353
Inlets and Outlets Flanged Device	**Inlet** —	**Outlet** 3756	**Inlet** 2345	**Outlet** 2346	**Inlet** 2355	**Outlet** 2356
Receptacles V-O-Max® Single Flush Receptacle	—	3720	—	2340	—	2350
V-O-Max® Single Flush Receptacle, Isolated Ground	—	—	—	—	—	2350-IG


2341


2411

20A-125/250V, 3Ø 250V and 3Ø 480V

3-Pole, 3-Wire Non-Grounding

Rating	20A-125/250V		20A-3Ø 250V		20A-3Ø 480V	
NEMA	L10-20P	L10-20R	L11-20P	L11-20R	L12-20P	L12-20R
Description	**Cat. No.**	**Cat. No.**	**Cat. No.**	**Cat. No.**	**Cat. No.**	**Cat. No.**
Plugs and Connectors Black & White® Nylon Body	**Plug** 2361	**Connector** 2363	**Plug** 2371	**Connector** 2373	**Plug** 2381	**Connector** 2383
Inlets and Outlets Flanged Device	**Inlet** 2365	**Outlet** 2366	**Inlet** 2375	**Outlet** 2376	**Inlet** 2385	**Outlet** 2386
Receptacles V-O-Max® Single Flush Receptacle	—	2360	—	2370	—	2380


2413

20A-125/250V, 3Ø 250V and 3Ø 480V

3-Pole, 4-Wire Grounding

Rating	20A-125/250V		20A-3Ø 250V		20A-3Ø 480V	
NEMA	L14-20P	L14-20R	L15-20P	L15-20R	L16-20P	L16-20R
Description	**Cat. No.**	**Cat. No.**	**Cat. No.**	**Cat. No.**	**Cat. No.**	**Cat. No.**
Plugs and Connectors Black & White® Nylon Body	**Plug** 2411	**Connector** 2413	**Plug** 2421	**Connector** 2423	**Plug** 2431	**Connector** 2433
Inlets and Outlets Flanged Device	**Inlet** 2415	**Outlet** 2416	**Inlet** 2425	**Outlet** 2426	**Inlet** 2435	**Outlet** 2436
Receptacles V-O-Max® Single Flush Receptacle	—	2410	—	2420	—	2430
V-O-Max® Single Flush Receptacle, Isolated Ground	—	2410-IG	—	2420-IG	—	—


2433


2416

20A-3ØY 120/208V, 3ØY 277/480V and 3ØY 347/600V

4-Pole, 4-Wire Non-Grounding

Rating	20A-3ØY 120/208V		20A-3ØY 277/480V		20A-3ØY 347/600V	
NEMA	 L18-20P	 L18-20R	 L19-20P	 L19-20R	 L20-20P	 L20-20R
Description	**Cat. No.**	**Cat. No.**	**Cat. No.**	**Cat. No.**	**Cat. No.**	**Cat. No.**
Plugs and Connectors Black & White® Nylon Body	**Plug** 2441	**Connector** 2443	**Plug** 2451	**Connector** 2453	**Plug** 2461	**Connector** 2463
Inlets and Outlets Flanged Device	**Inlet** 2445	**Outlet** 2446	**Inlet** 2455	**Outlet** 2456	**Inlet** 2465	**Outlet** 2466
Receptacles V-O-Max® Single Flush Receptacle	—	2440	—	2450	—	2460



2451



2453

20A-3Ø 120/208V, 3Ø 277/480V and 3Ø 347/600V

4-Pole, 5-Wire Grounding

Rating	20A-3Ø 120/208V		20A-3Ø 277/480V		20A-3Ø 347/600V	
NEMA	 L21-20P	 L21-20R	 L22-20P	 L22-20R	 L23-20P	 L23-20R
Description	**Cat. No.**	**Cat. No.**	**Cat. No.**	**Cat. No.**	**Cat. No.**	**Cat. No.**
Plugs and Connectors Black & White® Nylon Body	**Plug** 2511	**Connector** 2513	**Plug** 2521	**Connector** 2523	**Plug** 2531	**Connector** 2533
Inlets and Outlets Flanged Device	**Inlet** 2515	**Outlet** 2516	**Inlet** 2525	**Outlet** 2526	**Inlet** 2545	**Outlet** 2546
Receptacles V-O-Max® Single Flush Receptacle	—	2510	—	2520	—	2530
V-O-Max® Single Flush Receptacle, Isolated Ground	—	2510-IG	—	2520-IG	—	2530-IG

For NEMA L24-20 see page E-8



2516

Wallplates and Covers

302 Stainless Steel Single Receptacle	Weather-Resistant Flip Lid Cover*	Weather-Resistant Flip Lid Cover*	Weather-Resistant Thermoplastic Cover***
1.60" Dia. Opening	2.24" Dia. Opening	1.60" Dia. Opening	1.60" Dia. Opening Self-Closing Lid
			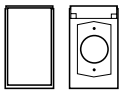
84020-40	**WP2	***7420-CR (Yellow) ***7420-CRG (Gray)	4980-GY (Gray)

*IP64 Rated. Includes Gasket and Screws.
**For use with 20 and 30A 3,4 and 5 Wire Locking Flanged Inlets and Outlets.
***For use with 20A and 30A Single-Locking Receptacles

Related Products
For more information on Weather-Resistant Boots for Locking Plugs and Connectors **see page E-20.**
Find the right wallplate for any application. **See section T for Wallplates & Weather-Resistant Covers.**

30A NEMA Locking Devices

Industrial Grade Black & White® Locking Devices

30A-125V, 250V and 277V AC

2-Pole, 3-Wire Grounding						
Rating	**30A-125V**		**30A-250V**		**30A-277V AC**	
NEMA	L5-30P	L5-30R	L6-30P	L6-30R	L7-30P	L7-30R
Description	**Cat. No.**	**Cat. No.**	**Cat. No.**	**Cat. No.**	**Cat. No.**	**Cat. No.**
Plugs and Connectors	**Plug**	**Connector**	**Plug**	**Connector**	**Plug**	**Connector**
Black & White® Nylon Body	2611	2613	2621	C2623	2631	2633
All Black Nylon Body	2611-B	2613-B	2621-B	C2623-B	—	—
Yellow Nylon Body	2611-CY	2613-CY	2621-CY	C2623-CY	—	—
Power Indication™ Black & White® Nylon Body	2611-PLC	2613-PLC	2621-PLC	C2623-PLC	2631-PLC	2633-PLC
Power Indication™ All Black Nylon Body	2611-PLB	2613-PLB	—	—	—	—
Inlets and Outlets	**Inlet**	**Outlet**	**Inlet**	**Outlet**	**Inlet**	**Outlet**
Flanged Device	2615	2616	2625F	2626F	2635	2636
Receptacles						
V-O-Max® Single Flush Receptacle	—	2610	—	2620	—	2630
V-O-Max® Single Flush Receptacle, Isolated Ground	—	2610-IG	—	2620-IG	—	2630-IG



2620



2621-B



2625F

30A-480V AC and 600V AC

2-Pole, 3-Wire Grounding				
Rating	**30A-480V AC**		**30A-600V AC**	
NEMA	L8-30P	L8-30R	L9-30P	L9-30R
Description	**Cat. No.**	**Cat. No.**	**Cat. No.**	**Cat. No.**
Plugs and Connectors	**Plug**	**Connector**	**Plug**	**Connector**
Black & White Nylon Body	2641	2643	C2651	C2653
Inlets and Outlets	**Inlet**	**Outlet**	**Inlet**	**Outlet**
Flanged Device	2645	2646	2655	2656
Receptacles				
V-O-MAX® Single Flush Receptacle	—	2640	—	2650



2650

30A-125/250V and 3Ø 250V

3-Pole, 3-Wire Non-Grounding				
Rating	**30A-125/250V**		**30A-3Ø 250V**	
NEMA	L10-30P	L10-30R	L11-30P	L11-30R
Description	**Cat. No.**	**Cat. No.**	**Cat. No.**	**Cat. No.**
Plugs and Connectors Black & White® Nylon Body	**Plug** 2661	**Connector** 2663	**Plug** 2671	**Connector** 2673
Inlets and Outlets Flanged Device	**Inlet** 2665	**Outlet** 2666	**Inlet** 2675	**Outlet** 2676
Receptacles V-O-Max® Single Flush Receptacle	—	2660	—	—
V-O-Max® Single Flush Receptacle	—	—	—	2670



2671



2676

30A-3Ø 480V AC and 3Ø 600V AC

3-Pole, 3-Wire Non-Grounding				
Rating	**30A-3Ø 480V AC**		**30A-3Ø 600V AC**	
NEMA	L12-30P	L12-30R	L13-30P	L13-30R
Description	**Cat. No.**	**Cat. No.**	**Cat. No.**	**Cat. No.**
Plugs and Connectors Black & White® Nylon Body	**Plug** 2681	**Connector** 2683	**Plug** 2691	**Connector** 2693
Inlets and Outlets Flanged Device	**Inlet** 2685	**Outlet** 2686	**Inlet** 2695	**Outlet** 2696
Receptacles V-O-Max® Single Flush Receptacle	—	2680	—	2690

SPOTLIGHT
Industrial Devices

For over 107 years, Leviton has been helping businesses power their equipment safely, reliably, and efficiently. The Leviton line of rugged industrial electrical products comprises devices rated up to 1100A at 1000V, and includes devices with watertight and dust-tight ratings. For more information on Industrial devices visit us online at www.leviton.com/industrial



LEVITON

30A NEMA | Black & White®

Industrial Grade Black & White® Locking Blade Devices

30A-125/250V and 3Ø 250V

3-Pole, 4-Wire Grounding				
Rating	**30A-125/250V**		**30A-3Ø 250V**	
NEMA	 L14-30P	 L14-30R	 L15-30P	 L15-30R
Description	**Cat. No.**	**Cat. No.**	**Cat. No.**	**Cat. No.**
Plugs and Connectors	**Plug**	**Connector**	**Plug**	**Connector**
Black & White® Nylon Body	2711	2713	2721	2723
All Black	2711-B	2713-B	2721-B	2723-B
Yellow Nylon Body	—	2713-CY	—	—
Inlets and Outlets	**Inlet**	**Outlet**	**Inlet**	**Outlet**
Flanged Device	2715	2716	2725	2726
Receptacles				
V-O-Max® Single Flush Receptacle	—	2710	—	2720
V-O-Max® Single Flush Receptacle, Isolated Ground	—	2710-IG	—	2720-IG
All Black Flush Mount Locking Receptacle	—	2710-B	—	—


2711


2710

30A-3Ø 480V AC and 3Ø 600V AC

3-Pole, 4-Wire Grounding				
Rating	**30A-3Ø 480V AC**		**30A-3Ø 600V AC**	
NEMA	 L16-30P	 L16-30R	 L17-30P	 L17-30R
Description	**Cat. No.**	**Cat. No.**	**Cat. No.**	**Cat. No.**
Plugs and Connectors	**Plug**	**Connector**	**Plug**	**Connector**
Black & White® Nylon Body	2731	2733	2741	2743
All Black	2731-B	2733-B	—	—
Inlets and Outlets	**Inlet**	**Outlet**	**Inlet**	**Outlet**
Flanged Device	2735	2736	2745	2746
Receptacles				
V-O-Max® Single Flush Receptacle	—	2730	—	2740
V-O-Max® Single Flush Receptacle, Isolated Ground	—	2730-IG	—	2740-IG
All Black Flush Mount Locking Receptacle	—	2730-B	—	—


2733


2736

30A-3ØY 120/208V, 3ØY 277/480V and 3ØY 347/600V

4-Pole, 4-Wire Non-Grounding

Rating	30A-3ØY 120/208V		30A-3ØY 277/480V		30A-3ØY 347/600V	
NEMA	L18-30P	L18-30R	L19-30P	L19-30R	L20-30P	L20-30R
Description	**Cat. No.**	**Cat. No.**	**Cat. No.**	**Cat. No.**	**Cat. No.**	**Cat. No.**
Plugs and Connectors Black & White® Nylon Body	**Plug** 2751	**Connector** 2753	**Plug** 2761	**Connector** 2763	**Plug** 2771	**Connector** 2773
Inlets and Outlets Flanged Device	**Inlet** 2755	**Outlet** 2756	**Inlet** 2765	**Outlet** 2766	**Inlet** 2775	**Outlet** 2776
Receptacles V-O-Max® Single Flush Receptacle	—	2750	—	2760	—	2770



2813



2810

30A-3ØY 120/208V, 3ØY 277/480V and 3ØY 347/600V

4-Pole, 5-Wire Grounding

Rating	30A-3ØY 120/208V		30A-3ØY 277/480V		30A-3ØY 347/600V	
NEMA	L21-30P	L21-30R	L22-30P	L22-30R	L23-30P	L23-30R
Description	**Cat. No.**	**Cat. No.**	**Cat. No.**	**Cat. No.**	**Cat. No.**	**Cat. No.**
Plugs and Connectors Black & White® Nylon Body	**Plug** 2811	**Connector** 2813	**Plug** 2821	**Connector** 2823	**Plug** 2831	**Connector** 2833
Inlets and Outlets Flanged Device	**Inlet** 2815	**Outlet** 2816	**Inlet** 2825	**Outlet** 2826	**Inlet** 2835	**Outlet** 2836
Receptacles V-O-Max® Single Flush Receptacle	—	2810	—	2820	—	2830
V-O-Max® Single Flush Receptacle, Isolated Ground	—	2810-IG	—	2820-IG	—	—

Wallplates and Covers

302 Stainless Steel Single Receptacle	**Weather-Resistant Flip Lid Cover***	**Weather-Resistant Flip Lid Cover***	**Weather-Resistant Thermoplastic Cover***
1.60" Dia. Opening	2.24" Dia. Opening	1.60" Dia. Opening	1.60" Dia. Opening Self-Closing Lid
84020-40	**WP2	***7420-CR (Yellow) ***7420-CRG (Gray)	4980-GY (Gray)

*IP64 Rated. Includes Gasket and Screws.
**For use with 20 and 30A 3,4 and 5 Wire Locking Flanged Inlets and Outlets.
***For use with 20A and 30A Single-Locking Receptacles

Related Products
For more information on Weather-Resistant Boots for Locking Plugs and Connectors **see page E-20.**
Find the right wallplate for any application. **See section T for Wallplates & Weather-Resistant Covers.**

Non-NEMA Locking Devices

Industrial Grade Black & White® Locking Devices

Features and Benefits

Locking Plugs and Connectors

- Super tough nylon body resists damage from severe impact, abrasion and chemicals
- Ergonomic, fluted body design with radial grip ridge is ideal for gripping, turning and pulling
- Cord clamp does not have to be disassembled from body for wiring — accepts all wire mesh connection strain reliefs
- One-piece, rivetless .035" thick brass connector contacts and solid brass plug blades provide maximum conductivity and long service life
- Power Indication™ 15A Locking Plugs & Connectors equipped with green neon bulb rated at 30,000 hours (24/7) for 3.5 years
- 50 Amp devices, nylon housing provides excellent impact and chemical resistance

Flanged Inlets and Outlets

- Rugged nylon flange fits flush and won't crack in high abuse applications
- Individual deep-funneled chamfered wire wells guide each wire into rectangular chambers
- Wire clamps provide positive crimp lock without cutting wire strands
- 50 Amp devices designed in a steel flanged cup for high abuse applications

Locking Flush Receptacles

- Rugged nylon body and cover for outstanding resistance to impact and harsh chemicals
- Double-wipe phosphor-bronze power contacts
- 50 Amp devices have a metal shroud and nylon construction

15A Non-NEMA Locking Devices

Non-NEMA 15A-125V/10A-250V

3-Pole, 3-Wire Non-Grounding

Rating	15A-125V/10A-250V	
Non-NEMA		
Description	**Cat. No.**	**Cat. No.**
Locking Plug	7567-C	—
Locking Connector	—	7565-C
Locking Flanged Inlet	7556*	—
Locking Flanged Outlet	—	7557
Single Flush Receptacle	—	7582*

*Add (-G) for grounding devices.
Non-NEMA grounding devices are no longer UL Listed — for replacement use only.
Note: Cord Clamp Range: .240"–.700" #18–#10 AWG



7567-C

20A Non-NEMA Locking Devices

Industrial Grade Black & White® Locking Devices

Non-NEMA 20A-125/250V

3-Pole, 3-Wire Non-Grounding		
Rating	**20A-125/250V**	
Non-NEMA		
Description	**Cat. No.**	**Cat. No.**
Locking Plug	9965-C*	—
Locking Connector	—	7314-C*
Locking Flanged Inlet	3325-C*	—
Locking Flanged Outlet	—	3326-C
Single Flush Receptacle - Black	—	7310-B*

*Add (-G) for grounding devices



3525-C



9965-C

Non-NEMA 20A-3ØY 120/208V

4-Pole, 4-Wire Non-Grounding		
Rating	**20A-3ØY 120/208V**	
Non-NEMA		
Description	**Cat. No.**	**Cat. No.**
Locking Plug	7411-C*	—
Locking Connector	—	7413-C*
Locking Flanged Inlet	7408-C*	—
Locking Flanged Outlet	—	7409-C*
Single Flush Receptacle Black	—	7410-B*

*Add (-G) for grounding devices

Non-NEMA 20A-125V AC/DC/10A-600V AC

4-Pole, 5-Wire Grounding		
Rating	**20A-125V AC/DC/10A-600V AC**	
Non-NEMA		
Description	**Cat. No.**	**Cat. No.**
Locking Plug, Black & White® Nylon Body	3521-C	—
Locking Connector, Black & White® Nylon Body	—	3523-C
Locking Flanged Inlet	3524-C	—
Locking Flanged Outlet	—	3525-C
Single Flush Receptacle	—	3520



7411

Wallplates and Covers

302 Stainless Steel Single Receptacle	**Weather-Resistant Flip Lid Cover***	**Weather-Resistant Flip Lid Cover***	**Weather-Resistant Thermoplastic Cover***
1.60" Dia. Opening	2.24" Dia. Opening	1.60" Dia. Opening	1.60" Dia. Opening Self-Closing Lid
84020-40	**WP2	***7420-CR (Yellow) ***7420-CRG (Gray)	4980-GY (Gray)

*IP64 Rated. Includes Gasket and Screws.
**For use with 20 and 30A 3,4 and 5 Wire Locking Flanged Inlets and Outlets.
***For use with 20A and 30A Single-Locking Receptacles

Related Products
For more information on Weather-Resistant Boots for Locking Plugs and Connectors **see page E-20.**
Find the right wallplate for any application. **See section T for Wallplates & Weather-Resistant Covers.**

30A Non-NEMA Locking Devices

Industrial Grade Black & White® Locking Devices

Non-NEMA 30A-125/250V

3-Pole, 3-Wire Non-Grounding		
Rating	**30A-125/250V**	
Non-NEMA		
Description	**Cat. No.**	**Cat. No.**
Locking Plug	3331-C*	—
Locking Connector	—	3333*
Locking Flanged Inlet	3334-C	—
Locking Flanged Outlet	—	3335-C
Single Flush Receptacle	—	3330*

*Add (-G) for grounding devices



3330



3333

Non-NEMA 30A-3ØY 120/208V

4-Pole, 4-Wire Non-Grounding		
Rating	**30A-3ØY 120/208V**	
Non-NEMA		
Description	**Cat. No.**	**Cat. No.**
Locking Plug	3431-C*	—
Locking Connector	—	3433-C*
Locking Flanged Inlet	3434-C	—
Locking Flanged Outlet	—	3435-C
Single Flush Receptacle	—	3430*

*Add (-G) for grounding devices



3431-C

SPOTLIGHT
Industrial Devices

For over 107 years, Leviton has been helping businesses power their equipment safely, reliably, and efficiently. The Leviton line of rugged industrial electrical products comprises devices rated up to 1100A at 1000V, and includes devices with watertight and dust-tight ratings. For more information on Industrial devices visit us online at www.leviton.com/industrial



50A Non-NEMA Locking Devices

Industrial Grade Black & White® Locking Devices

Non-NEMA 50A-250V DC/600V AC

2-Pole, 3-Wire Grounding ⓊⓁ Ⓒ

Rating	50A-250V DC/600V AC	
Non-NEMA	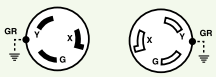	
Description	**Cat. No.**	**Cat. No.**
Locking Plug	3763C	—
Locking Connector	—	3762C
Locking Flanged Inlet	3777	—
Single Locking Receptacle	—	3771


3763C


3765C

3-Pole, 4-Wire Grounding ⓊⓁ Ⓒ

Rating	50A-250V DC/600V AC		50A-250V DC/600V AC	
Non-NEMA	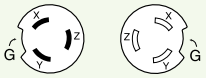			
Description	**Cat. No.**	**Cat. No.**	**Cat. No.**	**Cat. No.**
Locking Plug	7765C*	—	3765C	—
Locking Connector	—	7764C*	—	3764C
Locking Flanged Inlet	7958*	—	3775	—
Single Locking Receptacle	—	7379*	—	3769

*For replacement use in existing installation only

Wallplates and Covers

Weather-Resistant Flip Lid Cover for 50A Receptacles

IP64 Rated—Includes Gasket and Screws


7788-CR
Yellow Lexan


7770
Gray Metal

Related Products
For more information on Weather-Resistant Boots for Locking Plugs and Connectors **see page E-20.**
Find the right wallplate for any application. **See section T for Wallplates & Weather-Resistant Covers.**

LEVITON

50A NON-NEMA | Black & White® California Style

Black & White® "California Style" CS Locking Devices

Features and Benefits

50A CS Locking Plugs and Connectors, Receptacles and Flanged Inlets

- Nylon housing for excellent impact resistance and secure gripping
- Color-coded wire entrance holes for simple, easy wiring
- Clamp-type wire terminals

Non-NEMA 50A-125V, 250V and 480V

2-Pole, 3-Wire Grounding

Rating	50A-125V		50A-250V		50A-480V	
Non-NEMA	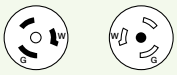		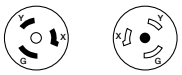		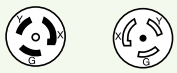	
Description	**Cat. No.**	**Cat. No.**	**Cat. No.**	**Cat. No.**	**Cat. No.**	**Cat. No.**
Locking Plug	CS6361C	—	CS8265C	—	CS8465C	—
Locking Connector	—	CS6360C	—	CS8264C	—	CS8464C
Locking Flanged Inlet	CS6377	—	CS8275	—	CS8475	—
Single Locking Receptacle	—	CS6370	—	CS8269	—	CS8469


CS6365C


CS6364C

Non-NEMA 50A-125/250V, 3Ø 250V and 3Ø 480V

2-Pole, 3-Wire Grounding

Rating	50A-125/250V		50A-3Ø 250V		50A-3Ø 480V	
Non-NEMA						
Description	**Cat. No.**	**Cat. No.**	**Cat. No.**	**Cat. No.**	**Cat. No.**	**Cat. No.**
Locking Plug	CS6365C	—	CS8365C	—	CS8165C	—
Locking Connector	—	CS6364C	—	CS8364C	—	CS8164C
Locking Flanged Inlet	CS6375	—	CS8375		CS8175	—
Single Locking Receptacle	—	CS6369	—	CS8369	—	CS8169


CS8375

Wallplates and Covers

Weather-Resistant Flip Lid Cover for 50A Receptacles

IP64 Rated—Includes Gasket and Screws


7788-CR
Yellow Lexan


7770
Gray Metal

50A Corrosion Resistant Devices

Features and Benefits

- Stainless steel shrouds on receptacles and plugs for corrosion resistance
- Stainless steel receptacle mounting screws

Non-NEMA 50A-125V

2-Pole, 3-Wire Grounding

Rating	50A-125V	
Non-NEMA	 SS1	 SS1
Description	**Cat. No.**	**Cat. No.**
Yellow Nylon Body and Cord Clamp	6361CR	6360CR
Locking Flanged Inlet	6377CR	—
Single Flush Receptacle	—	6370CR





6370CR (Front and Back)

Non-NEMA 50A-125/250V

3-Pole, 4-Wire Grounding

Rating	50A-125/250V	
Non-NEMA	 SS2	 SS2
Description	**Cat. No.**	**Cat. No.**
Yellow Nylon Body and Cord Clamp	6365CR	6364CR
Locking Flanged Inlet	6375CR	—
Single Flush Receptacle	—	6369CR

Note: Cord Clamp Range: .650"–1.125" #10–#4 AWG



6377CR



6361CR

Related Products
For more information on Weather-Resistant Boots for Locking Plugs and Connectors **see page E-20.**
Find the right wallplate for any application. **See section T for Wallplates & Weather-Resistant Covers.**

Locking Plug and Connector Boots

Thermoplastic Elastomer Construction

Features and Benefits

- Features triple seal action to protect locking plugs and connectors against dirt and moisture in harsh applications
- Plug and connector boots available in black and high-visibility yellow
- Fluted surface and grip-ring design provide a non-slip grip even in wet conditions
- Backed by a limited lifetime warranty

Boots for all 15A Industrial Locking Plugs and Connectors

Description	Cat. No.
Plug Boot, Black	6017-L
Plug Boot, High-Visibility Yellow	6017-LY
Connector Boot, Black	6018-L
Connector Boot, High Visibility Yellow	6018-LY



6017-LY

Boots for 3-Wire 20A & 30A Industrial Locking Plugs and Connectors

Description	Cat. No.
3-Wire Plug Boot, Black	6031
3-Wire Plug Boot, High-Visibility Yellow	6031-Y
3-Wire Connector Boot, Black	6032
3-Wire Connector Boot, High Visibility Yellow	6032-Y



6032



6033

Boots for 4 and 5-Wire 20A & 30A Industrial Locking Plugs and Connectors

Description	Cat. No.
4 & 5-Wire Plug Boot, Black	6033
4 & 5-Wire Plug Boot, High-Visibility Yellow	6033-Y
4 & 5-Wire Connector Boot, Black	6034
4 & 5-Wire Connector Boot, High Visibility Yellow	6034-Y



6034

Boots and Covers for 50A Devices

Description	Cat. No.
Plug Boot, Black, IP55 Rated	7715-CR
Plug Boot, High Visibility Yellow, IP55 Rated	7715-CRY
Connector Boot, Black, IP55 Rated	7717-CR
Connector Boot, High Visibility Yellow, IP55 Rated	771-7CRY
Weather-Resistant Receptacle Flip Lid Cover, IP64 rated, Yellow Lexan	7788-CR
Cast Aluminum Gray Receptacle Flip Lid Cover, IP64 rated	7770



7715CR



7717CR

Locking Power Interrupting Devices

Non-NEMA 20A-125V

2-Pole, 3-Wire Grounding		
Rating	**20A-125V**	
Non-NEMA		
Description	**Cat. No.**	**Cat. No.**
Locking Plug HOSPITAL USE ONLY	23004-HG*	—
Locking Connector HOSPITAL USE ONLY	—	23001-HG*
Single Flush Receptacle with Thermoset Body	—	23000-HG*
Locking Plug	23034-A**	—
Locking Connector	—	23031-A**
Single Flush Receptacle	—	23030**

*UL and CSA listed.
UL for "Hospital Use Only" applications in non-hazardous locations.
**Also rated at 10A for 250V DC and 480V AC


23000-HG


23004-HG

Non-NEMA 30A-600V AC/20A-250V DC

3-Pole, 4-Wire Grounding		
Rating	**30A-600V AC/20A-250V DC**	
Non-NEMA		
Description	**Cat. No.**	**Cat. No.**
Locking Plug	21415-B	—
Locking Connector	—	21414-B
Single Flush Receptacle	—	20403

4-Pole, 5-Wire Grounding		
Rating	**30A-600V AC/20A-250V DC**	
Non-NEMA	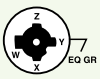	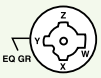
Description	**Cat. No.**	**Cat. No.**
Locking Plug	25415-B	—
Locking Connector	—	25414-B
Single Flush Receptacle	—	25403

Midget Locking Devices

Features and Benefits

- Offers a smaller form factor for limited-space applications
- Locking plugs and connectors feature heavy-duty nylon construction for top performance in the environmental extremes of grueling industrial settings
- Flanged inlets and outlets are built to endure hard use with rugged nylon flanges that assure a smooth, flush fit and outstanding resistance to cracking and breaking
- Backed by a lifetime warranty

15A-125V

2-Pole, 2-Wire Non-Grounding

Rating	15A-125V	
NEMA	 ML1	 ML1
Description	**Cat. No. Plug**	**Cat. No. Connector**
Locking	ML1-P	ML1-C
Angle	ML1-AP	ML1-AC
Inlets and Outlets	**Inlet**	**Outlet**
Nylon Flange	ML1-PB	ML1-PER


ML1-P

2-Pole, 3-Wire Grounding

Rating	15A-125V	
NEMA	 ML2	 ML2
Description	**Cat. No. Plug**	**Cat. No. Connector**
Locking	ML2-P	ML2-C
Angle	ML2-AP	ML2-AC
Inlets and Outlets	**Inlet**	**Outlet**
Nylon Flange	ML2-PB	ML2-PER


ML1-AP


ML2-AP

15A-125/250V

3-Pole, 3-Wire Non-Grounding

Rating	15A-125/250V	
NEMA	 ML3	 ML3
Description	**Cat. No. Plug**	**Cat. No. Connector**
Locking	ML3-P	ML3-C
Angle	ML3-AP	ML3-AC
Inlets and Outlets	**Inlet**	**Outlet**
Nylon Flange	ML3-PB	ML3-PER


ML3-P

Combination Locking and Straight Blade Duplex Receptacles

Features and Benefits

- Impact-resistant black thermoplastic nylon face and body
- Smooth face does not collect dirt
- Large, triple-wipe brass "T" contacts for superior contact and conductivity
- Triple-combination terminal screws
- Back and side wire options accept #10–#14 AWG stranded or solid wire
- Backed by a limited 10-year warranty

15A-125V

2-Pole, 3-Wire Back and Side Wired, Grounding

Rating	15A-125V
NEMA	 L5-15R  5-15R
Description	**Cat. No.**
Duplex Combination Locking & Straight Blade Receptacle with Common Feed	4792
2 Hot Feeds, 1 Neutral Return	4794-1R
Split Feed — 2 Hot Feeds, 2 Neutral Returns	4795-2R


4792

Wallplates and Covers

302 Stainless Steel	Thermoplastic
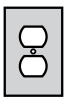	
84003-40 302 Stainless Steel	80703-E (Black) Other Colors Available


Wallplates
Find the right wallplate for any application. **See section T for Wallplates & Weather-Resistant Covers.**

Integrated Power Inlets and Outlets with Weather-Resistant Covers

Features and Benefits

- Engineered to IP 64 and NEMA 3R protection ratings
- Suitable for industrial indoor and outdoor use
- Gray, glass-filled thermoplastic cover and white, nylon device
- Glass-filled thermoplastic cover and plate provide outstanding impact resistance and durability
- Dual gaskets, one under plate and one under lid, for weather-resistant fit
- Stainless steel external hardware resists corrosive effects of moisture
- Large thumb-tab makes it easy to open cover with gloved hand
- Mounts to panels or FS/FD boxes
- UL Listed and CSA Certified for wet locations with cover closed
- Backed by a limited 2-year warranty

15A-125V and 15A-250V

2-Pole, 3-Wire

Rating	15A-125V		15A-250V	
NEMA	 L5-15P	 L5-15R	 L6-15P	 L6-15R
Description	**Cat. No. Inlet**	**Cat. No. Outlet**	**Cat. No. Inlet**	**Cat. No. Outlet**
Standard Wire Wells	4716-CWP	4715-CWP	4586-CWP	4585-CWP



4715-CWP

SPOTLIGHT

Wetguard® Watertight

The Wetguard® line consists of a comprehensive array of plugs, connectors, inlets, outlets, covers and an industry exclusive FD Box system that allows mounting of single-gang devices in multi-gang configurations. Visit www.leviton.com/wetguard for more information.



Surge Protective Devices (SPDs)

F

Surge Protective Devices F-2
Type 1 Modules, Panel and
Meter Socket Adapter F-4
Type 2 Panels F-6
Type 3 Point-of-Use F-21
Receptacles F-22
Strips F-25
Plug-Ins F-29
Type 4 UL Recognized Components F-31
Low Voltage: Power and Data Protection F-37



Surge Protective Devices (SPDs)

UL 1449 is Underwriters Laboratories' safety and performance standard for surge protection equipment. In 2009, this standard was revised to the 3rd Edition. In addition to some nomenclature changes, there were two very important objectives for revising the UL 1449 standard: to harmonize with the international standards for surge protective equipment (IEC 61643-1) and to modify performance tests to better simulate real world exposure.

Changes incorporated within UL 1449 3rd Edition provide three significant enhancements for customers of surge products.

- The first enhancement to the standard is the addition of secondary surge arresters, which are typically mounted outdoors and prior to service entrance equipment. The addition of surge arresters to UL 1449 ensures that line side devices (surge arresters) will be manufactured with safety related protection similar to load side devices.
- The second enhancement includes the addition of a Nominal Discharge Current Rating (I_N). The nominal discharge current test allows users to compare a surge protective device's durability (or ability to survive a lightning strike) under a UL regulated test. The UL regulated test provides for a fair and accurate competitive environment.
- The third change is related to the Voltage Protection Rating (VPR). The past test was called surge voltage rating (SVR). The requirements of the SVR test were too weak to exercise many of the surge products in a way that would show how well they are performing. The new VPR test is performed at 3000 amps as opposed to 500 amps and surge products must show improved performance to obtain recommended VPR levels of surge protection.



Type 1 SPDs



Type 2 SPDs



Type 3 SPDs



Type 4 SPDs

New Descriptive Terminology

Article 285 of the NEC title has been updated to be consistent with UL and IEEE. The term Transient Voltage Surge Suppressor (TVSS) is being replaced by Surge Protective Devices (SPDs). The requirements for SPDs were changed and they are now identified by Type 1, 2, 3 or 4 depending upon where the SPD will be incorporated within the power distribution system.

Type 1 SPDs: These devices are referred to as a Type 1 SPD due to their location within the power distribution system. This is typically on the supply side of the service disconnect overcurrent device (main service panel).

Type 2 SPDs: Typically service entrance SPD panels or branch circuit SPD panels that are connected on the load side of the service disconnect overcurrent device (main service panel).

Type 3 SPDs: Typically surge receptacles or cord-connected point-of-use devices. They are permitted to be installed anywhere on the load side of a branch circuit up to the equipment served, provided the connection is a minimum of 10m (30ft.) from the service panel. Note: If the distance is less than 10m, a Type 2 SPD (or a Type 3 SPD tested to Type 2 requirements) must be used.

Type 4 SPDs: Component assembly consisting of one or more Type 5 components together (i.e. MOV, GDT, SAD, etc.) with a disconnect (integral or external) or a means of complying with the limited current tests in UL 1449.

How to Implement an Effective Surge Protection Network

In order to achieve optimum protection for your equipment, it is essential to utilize a distributed approach to surge suppression. That is, you'll need to install surge protective devices (SPDs) that knock down high-energy transients at the building entrance and/or sub-panel so that they're manageable for the smaller SPDs that protect PCs and other equipment at point-of-use. Leviton offers a comprehensive selection of devices that will allow you to implement the most effective surge protection network possible.

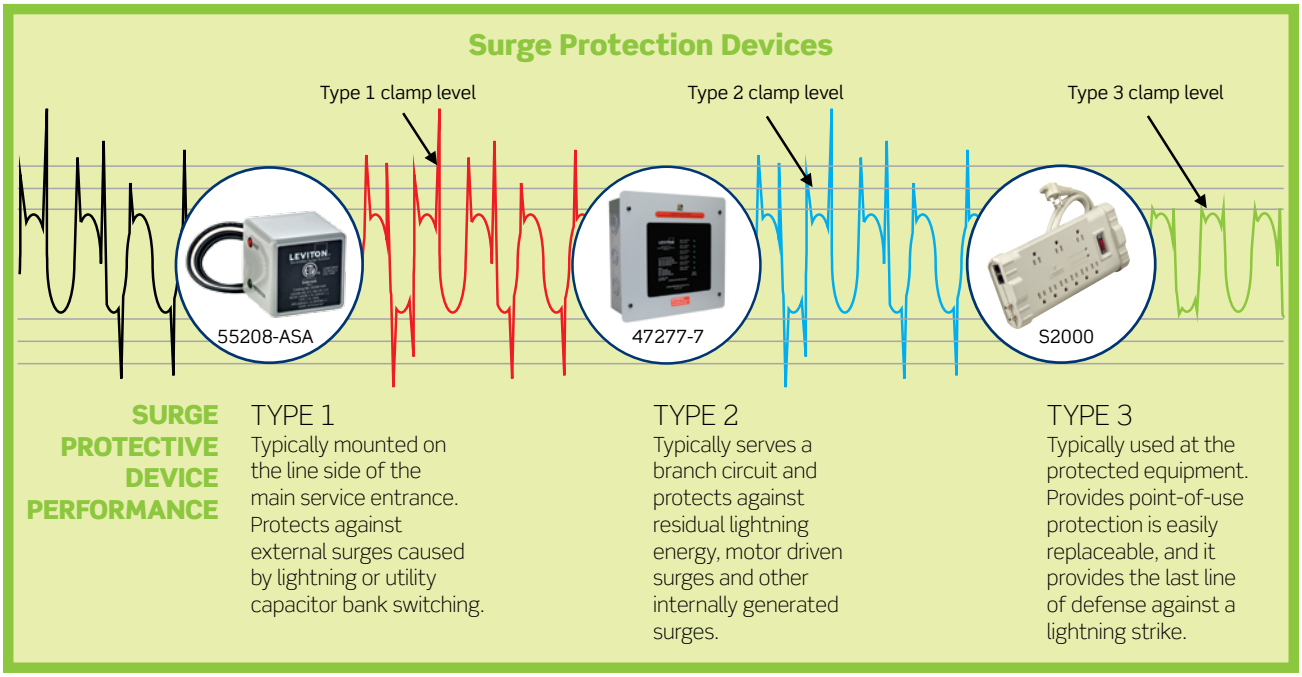

Standardization

The SPD Types (Type 1, 2, 3, 4) are the UL, NEC and IEEE attempt to harmonize with the IEC 61643-1 standard that uses Class 1, 2 and 3 designators. The sole reason that UL did not use Class 1, 2 and 3 is that North, Central and South America lean towards the IEEE documents, which use an 8 x 20µs surge waveform instead of the 10x350µs surge waveform, as it more accurately reflects the conditions experienced during a lightning strike. Since the test is different, the name had to be different.

The drawing to the right identifies category A, B and C as defined in the IEEE Trilogy of Standards. Category C ranges from the transformer secondary to just inside the building entrance. Category B includes all of the branch or sub-panels and Category A includes the receptacles and point-of-use devices such as cord-connected or plug-in surge devices.

Note: There is purposeful overlap between the categories as it is not a demarcation line but a transition. The figure to the right is from IEEE C62.41.2, which is the Recommended Practice on Characterization of Surges in Low-Voltage (1000V and Less) AC Power Circuits.

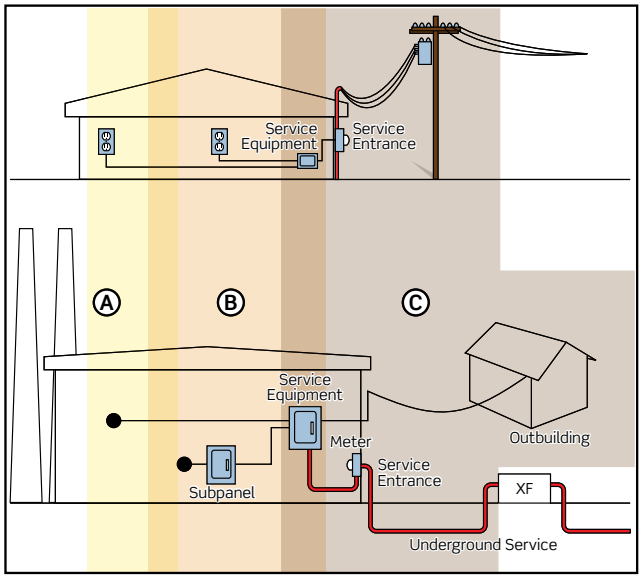

Type 1 Modules, Panel and Meter Socket Adapter

55000 Series, 51120-3R and 50240-MSA Type 1 Surge Protective Devices

Leviton's Type 1 surge protective devices protect against lightning strikes entering into main service panels or electrical equipment with high exposure to lightning, such as farming irrigation systems. These SPDs are permanently connected SPDs intended for installation on the line side of the service equipment overcurrent device, including watt-hour meter socket enclosures and are intended to be installed without an external overcurrent protective device.

Features and Benefits

50240-MSA Meter Socket Surge Arrester Adapter

- Designed for 120/240 volt single-phase ringless or ring-type meters
- Rugged housing constructed of high-impact, non-conductive fiberglass-reinforced polycarbonate
- Featuring spring-loaded, high-pressure copper-plated contacts for maximum conductivity
- Limited lifetime product warranty
- Connected equipment coverage up to $10,000*

55000 Series Modules

- Provided with #10 AWG stranded, 18 in. long pigtail leads
- Connected equipment coverage up to $10,000*
- May also be used in Type 2 applications
- NEMA Type 3R enclosure for indoor or outdoor use
- Limited lifetime product warranty

51120-3R Panel

- Standard J-Box enclosure with pre-punched standard knock-outs can be easily surface mounted in typical frame construction
- Provided with #12 AWG stranded, 28 in. long cord
- Connected equipment coverage up to $25,000*
- May also be used in Type 2 applications
- NEMA Type 3R enclosure for indoor or outdoor use
- Limited lifetime product warranty

*Certain restrictions apply

SPOTLIGHT

Surge Protection

Need assistance? To learn more about how to implement an effective surge protective network have a Surge Protection Expert contact you. Visit www.leviton.com/surge for more information.



MODULE, PANEL AND ADAPTER | 55000 Series, 51120-3R and 50240-MSA

Type 1 Secondary Surge Arresters			
Cat. No.	**Description**	**Voltage (V AC) Configuration**	**Max Surge Current, Per Mode**
55240-ASA	Module	120/240V Single Phase	50kA
55208-ASA	Module	120/208V 3Ø WYE, 240V 3Ø Delta	50kA
55480-ASA	Module	277/480V 3Ø WYE, 480V 3Ø Delta	50kA
50240-MSA	Meter Socket Surge Adapter	120/240V Single Phase	50kA
51120-3R	Panel Mount	120/240V Single Phase	50kA



55240-ASA



55208-ASA


50240-MSA



51120-3R

Specifications for 55000 Series, 51120-3R and 50240-MSA Type 1 SPDs

Cat. No.	55240-ASA	55208-ASA	55480-ASA	51120-3R	50240-MSA
Electrical Specifications					
Voltage	120/240V Single phase	120/208V 3Ø WYE, 240V 3Ø Delta	277/480V 3Ø WYE, 480V 3Ø Delta	120/240V Single phase	120/240V Single phase
Frequency	50/60Hz	50/60Hz	50/60Hz	50/60Hz	50/60Hz
Surge Technology	TPMOV	TPMOV	TPMOV	TPMOV	TPMOV
Amperage	—	—	—	—	200A**
Performance Data					
Maximum Continuous Operating Voltage (MCOV)	150V	150V	320V	150V(L-N)/300V(L-L)	150V
Nominal Discharge Rate (I_N)	20kA	20kA	20kA	20kA	20kA
Maximum Surge Current, per Mode (per Phase)	50kA (50kA)	50kA (50kA)	50kA (50kA)	50kA (50kA)	50kA (50kA)
Voltage Protection Rating (VPR) Clamping	600V(L-N)/ 800V(L-L)	600V(L-N)/ 800V(L-L)	800V(L-N)/ 700V(L-L)	500V(L-N)/ 800V(L-L)	600V(L1-N)/ 500V(L2-N)/ 400V(L1-L2)
Warranty					
Product Warranty	Limited lifetime	Limited lifetime	Limited lifetime	Limited lifetime	Limited lifetime
Connected Equipment Coverage	Up to $10,000*	Up to $10,000*	Up to $10,000*	Up to $25,000*	Up to $10,000*

*As part of the True Whole House Surge Protection Warranty.
**200 Amp only when using Murray Cat. No. RH173CRF meter socket; otherwise 175 Amp

LEVITON

SURGE PANELS

Type 2 Surge Panels

Permanently connected SPDs intended for installation on the load side of the service equipment overcurrent device; including SPDs located at the branch panel.

52277-7CS, 51110-PTC and 42120



Quick Reference — Type 2 Surge Panels

Type 2 Surge Protective Devices

V/Phase Cat. No.	Max Surge Current Per Mode (Per Phase)	Nominal Discharge Current (I_N)	Replaceable Modules	NEMA Enclosure	Surge Counter	Noise Filtering
120V and 120/240V, Single-Phase						
52120-M1	100kA (100kA)	20kA	Yes	Type 12	No	Yes
52120-M2	100kA (100kA)	20kA	Yes	Type 12	No	Yes
52120-CM2	100kA (100kA)	20kA	Yes	Type 12	Yes	Yes
52120-M2H	100kA (100kA)	20kA	Yes	Type 12	No	Yes
32120-1	80kA (80kA)	3kA	No	Type 3R	No	Yes
42120-1	80kA (80kA)	3kA	No	Type 3R	No	Yes
51120-1	50kA (50kA)	3kA	No	Type 1	No	Yes
51110-1	48kA (96kA)	3kA	No	Type 4X	No	No
51110-PTC	48kA (96kA)	3kA	No	Type 1	No	No

N/A: Not applicable as these units do not have line-to-ground (L-G) surge protection

Continued on next page

Continued from previous page

Type 2 Surge Protective Devices

V/Phase Cat. No.	Max Surge Current Per Mode (Per Phase)	Nominal Discharge Current (I_N)	Replaceable Modules	NEMA Enclosure	Surge Counter	Noise Filtering
120/208V, Three-Phase WYE						
75120-7M3	320kA (640kA)	10kA	Yes	Type 12	Yes	Yes
74120-7M3	200kA (400kA)	10kA	Yes	Type 12	Yes	Yes
47120-7	200kA (400kA)	10kA	No	Type 1	No	Yes
47120-4X7	200kA (400kA)	10kA	No	Type 4X	No	Yes
57120-M3	150kA (150kA)	20kA	Yes	Type 12	No	Yes
57120-CM3	150kA (150kA)	20kA	Yes	Type 12	Yes	Yes
52120-7MS	100kA (200kA)	20kA	Yes	Type 12	No	Yes
52120-7CS	100kA (200kA)	20kA	Yes	Type 12	Yes	Yes
52120-7M3	100kA (200kA)	20kA	Yes	Type 12	No	Yes
52120-7C3	100kA (200kA)	20kA	Yes	Type 12	Yes	Yes
52120-M3	100kA (100kA)	20kA	Yes	Type 12	No	Yes
52120-CM3	100kA (100kA)	20kA	Yes	Type 12	Yes	Yes
37120-7	100kA (200kA)	5kA	No	Type 1	No	Yes
51120-3	50kA (50kA)	3kA	No	Type 1	No	Yes
120/208V, Three-Phase WYE or 208V, Three-Phase Delta or 220V, Three-Phase Delta						
32120-DY3	80kA (80kA)	3kA	No	Type 3R	No	Yes
42120-DY3	80kA (80kA)	3kA	No	Type 3R	No	Yes
120/240/120V, Three-Phase Hi-leg Split Phase Delta						
52412-DS3	100kA (100kA)	20kA	Yes	Type 12	No	Yes
32412-DS3	80kA (80kA)	3kA	No	Type 3R	No	Yes
42412-DS3	80kA (80kA)	3kA	No	Type 3R	No	Yes
220/380V, Three-Phase WYE or 277/480V, Three-Phase WYE or 240V, Three-Phase Delta or 480V, Three-Phase Delta						
32277-DY3	80kA (80kA)	3kA	No	Type 3R	No	Yes
42277-DY3	80kA (80kA)	3kA	No	Type 3R	No	Yes
240V, Three-Phase Delta						
57240-DM3	150kA (150kA)	20kA	Yes	Type 12	No	Yes
52240-DM3	100kA (100kA)	20kA	Yes	Type 12	No	Yes
277/480V, Three-Phase WYE						
75277-7M3	320kA (640kA)	10kA	Yes	Type 12	Yes	Yes
74277-7M3	200kA (400kA)	10kA	Yes	Type 12	Yes	Yes
47277-7	200kA (400kA)	10kA	No	Type 1	No	Yes
47277-4X7	200kA (400kA)	10kA	No	Type 4X	No	Yes
57277-M3	150kA (150kA)	20kA	Yes	Type 12	No	Yes
57277-CM3	150kA (150kA)	20kA	Yes	Type 12	Yes	Yes
52277-7MS	100kA (200kA)	20kA	Yes	Type 12	No	Yes
52277-7CS	100kA (200kA)	20kA	Yes	Type 12	Yes	Yes
52277-7M3	100kA (200kA)	20kA	Yes	Type 12	No	Yes
52277-7C3	100kA (200kA)	20kA	Yes	Type 12	Yes	Yes
52277-M3	100kA (100kA)	20kA	Yes	Type 12	No	Yes
52277-CM3	100kA (100kA)	20kA	Yes	Type 12	Yes	Yes
37277-7	100kA (200kA)	5kA	No	Type 1	No	Yes
480V, Three-Phase Delta						
57480-DM3	150kA (150kA)	20kA	Yes	Type 12	No	Yes
52480-DM3	100kA (100kA)	20kA	Yes	Type 12	No	Yes
347/600V, Three-Phase WYE or 600V, Three-Phase Delta						
32347-DY3	80kA (80kA)	---	No	Type 3R	No	Yes
42347-DY3	80kA (80kA)	---	No	Type 3R	No	Yes
347/600V, Three-Phase WYE						
57347-M3	150kA (150kA)	---	Yes	Type 12	No	Yes
600V, Three-Phase Delta						
57600-DM3	150kA (150kA)	---	Yes	Type 12	No	Yes

N/A: Not applicable as these units do not have line-to-ground (L-G) surge protection

LEVITON

74000/75000 Series Type 2 Surge Panels

Leviton's 74000 and 75000 Series panel mounted surge protective devices provide seven-mode protection in WYE-configured, 3-phase AC systems. Designed for most industrial and commercial environments with critical operations, these panels offer complete protection at the building entrance and distribution panel.

Features and Benefits

74000/75000 Series for 3-Phase Applications

- Protection for up to 200,000 amps (74000 Series) or up to 320,000 amps (75000 Series) of surge current per mode
- Seven-mode protection provides improved performance and longevity
- Real-time diagnostics monitor power and suppression status for each phase and provide both LED indicators and audible alarm
- User-replaceable plug-in modules eliminate the need to replace the entire surge panel following a damaging surge event
- Surge event history — including surge magnitude, time and date for each surge event — can be viewed on an easy-to-read display or downloaded for storage
- Equipped with dry contacts for remote monitoring
- NEMA Type 12 enclosure resists dirt, dust and light splashing water
- Limited lifetime product warranty with free replacement modules*

*Certain restrictions apply

74000/75000 Series Type 2 Surge Panels

Cat. No.	Description	Voltage (V AC) Configuration	Max Surge Current, Per Mode (Per Phase)	Replacement Modules
74120-7M3	7-Mode Surge Protection Panel	120/208 3Ø WYE, 4-wire + gnd	200kA (400kA)	HC120-M40 (7)
74277-7M3	7-Mode Surge Protection Panel	277/480 3Ø WYE, 4-wire + gnd	200kA (400kA)	HC277-M40 (7)
75120-7M3	7-Mode Surge Protection Panel	120/208 3Ø WYE, 4-wire + gnd	320kA (640kA)	HC120-M53 (7)
75277-7M3	7-Mode Surge Protection Panel	277/480 3Ø WYE, 4-wire + gnd	320kA (640kA)	HC277-M53 (7)



74120-7M3



75120-7M3

Specifications for 74000/75000 Series Type 2 Surge Panels

Cat. No.		74120-7M3	74277-7M3	75120-7M3	75277-7M3
Electrical Specifications					
Voltage		120/208V AC 3-phase WYE	277/480V AC 3-phase WYE	20/208V AC 3-phase WYE	277/480V AC 3-phase WYE
Frequency		50/60Hz	50/60Hz	50/60Hz	50/60Hz
Surge Technology		40mm MOV	40mm MOV	53mm MOV	53mm MOV
Recommended Circuit Breaker Rating		30A, 120V	30A, 277V	30A, 120V	30A, 277V
Performance Data					
Nominal Discharge Rate (I_N)		10kA			
Maximum Continuous Operating Voltage (MCOV)	L-L	300V	640V	300V	640V
	L-N	150V	320V	150V	320V
	L-G	150V	320V	150V	320V
	N-G	150V	320V	150V	320V
Voltage Protection Rating (VPR)	L-L	1200V	2000V	1500V	2000V
	L-N	700V	1200V	800V	1200V
	L-G	800V	1200V	800V	1200V
	N-G	500V	1000V	600V	1000V
Maximum Surge Current, per Mode (per Phase)		200kA (400kA)		320kA (640kA)	
Protection Mode		7 mode			
Short Circuit Current Rating (SCCR)		10kA			
EMI/RFI Noise Rejection		-40dB (@5K-100MHz)			
Diagnostics		Real time protection status LEDs & audible alarm, surge counter, downloadable event history log showing magnitude, duration of spike			
Remote Monitoring		Dry contact leads-N.O./N.C. Form C rated at 7Amps @ 240V AC or 30VDC			
Warranty					
Product Warranty		Limited lifetime			
Replacement Module Warranty		Limited lifetime*			

*Certain restrictions apply

SPOTLIGHT
Surge Protection

Need assistance? To learn more about how to implement an effective surge protective network have a Surge Protection Expert contact you.
Visit www.leviton.com/surge for more information.



LEVITON

SURGE PANELS | 52000/57000 Series

52000/57000 Series Type 2 Surge Panels

Leviton's 52000 and 57000 Series panel mounted surge protective devices provide a good mix of value, performance and features for main service or branch panel applications in industrial, commercial and residential environments. The parallel-operated design ensures continuous power even if surge protection is disabled. They feature indicator lights, a status relay and audible alarm for monitoring power and surge suppression, and replaceable surge modules for simplified maintenance after a destructive surge event.

Features and Benefits

52000 and 57000 Series Service/Branch Panel Protection

- Protection for up to 100,000 amps (52000 Series) or 150,000 amps (57000 Series) of surge current per mode
- Redundant surge modules for mission critical applications
- Easily replaceable surge modules
- AC Sine Wave tracking provides enhanced EMI/RFI filtering
- NEMA Type 12 enclosure resists dirt, dust and light splashing water
- Models available with surge counter
- Models available with integral disconnect switch (-7MS, -7CS)
- Limited lifetime product warranty with free replacement modules*

*Certain restrictions apply



57277-CM3



52120-M2

52000/57000 Series Type 2 Surge Panels

Cat. No.	Description	Voltage (V AC) Configuration	Max Surge Current per Mode (per phase)	Replacement Modules
52120-M1	2-Mode Surge Protection Panel	120 Single-phase, 2-wire + gnd	100kA (100kA)	(1) 2120, (1) 8120-GN
52120-M2	3-Mode Surge Protection Panel	120/240 Single-phase, 3-wire + gnd	100kA (100kA)	(2) 2120, (1) 8120-GN
52120-CM2	3-Mode Surge Protection Panel, with Surge Event Counter	120/240 Single-phase, 3-wire + gnd	100kA (100kA)	(2) 2120, (1) 8120-GN
52120-M2H	3-Mode Surge Protection Panel, DHC & X10® compatible	120/240 Single-phase, 3-wire + gnd	100kA (100kA)	(2) 2120-M2H, (1) 8120-GN
52120-M3	4-Mode Surge Protection Panel	120/208 3Ø WYE, 4-wire + gnd	100kA (100kA)	(3) 2120, (1) 8120-GN
52120-CM3	4-Mode Surge Protection Panel, with Surge Event Counter	120/208 3Ø WYE, 4-wire + gnd	100kA (200kA)	(3) 2120, (1) 8120-GN
52120-7CS	7-Mode Surge Protection Panel with Surge Event Counter and Integral Disconnect Switch	120/208 3Ø WYE, 4-wire + gnd	100kA (200kA)	(3) 120-7M3 (1) 8120-GN
52120-7MS	7-Mode Surge Protection Panel with Integral Disconnect Switch	120/208 3Ø WYE, 4-wire + gnd	100kA (200kA)	(3) 120-7M3 (1) 8120-GN
52120-7M3	7-Mode Surge Protection Panel	120/208 3Ø WYE, 4-wire + gnd	100kA (200kA)	(3) 120-7M3, (1) 8120-GN
52120-7C3	7-Mode Surge Protection Panel, with Surge Event Counter	120/208 3Ø WYE, 4-wire + gnd	100kA (200kA)	(3) 120-7M3, (1) 8120-GN
52240-DM3	3-Mode Surge Protection Panel	240 3Ø Delta, 3-wire + gnd	100kA (100kA)	(3) 2240
52277-M3	4-Mode Surge Protection Panel	277/480 3Ø WYE, 4-wire + gnd	100kA (100kA)	(3) 2277, (1) 8320-GN
52277-CM3	4-Mode Surge Protection Panel, with Surge Event Counter	277/480 3Ø WYE, 4-wire + gnd	100kA (100kA)	(3) 2277, (1) 8320-GN
52277-7CS	7-Mode Surge Protection Panel with Surge Event Counter and Integral Disconnect Switch	277/480 3Ø WYE, 4-wire + gnd	100kA (200kA)	(3) 277-7M3 (1) 8320-GN
52277-7MS	7-Mode Surge Protection Panel with Integral Disconnect Switch	277/480 3Ø WYE, 4-wire + gnd	100kA (200kA)	(3) 277-7M3 (1) 8320-GN
52277-7M3	7-Mode Surge Protection Panel	277/480 3Ø WYE, 4-wire + gnd	100kA (200kA)	(3) 277-7M3, (1) 8320-GN
52277-7C3	7-Mode Surge Protection Panel, with Surge Event Counter	277/480 3Ø WYE, 4-wire + gnd	100kA (200kA)	(3) 277-7M3, (1) 8320-GN
52480-DM3	3-Mode Surge Protection Panel	480 3Ø Delta, 3-wire + gnd	100kA (100kA)	(3) 2480
52412-DS3	4-Mode Surge Protection Panel	120/240/120 Split Phase Delta, 4-wire + gnd	100kA (100kA)	(2) 2120, (1) 2412, (1) 8120-GN
57120-M3	4-Mode Surge Protection Panel	120/208 3Ø WYE, 4-wire + gnd	150kA (150kA)	(3) 7120, (1) 8120-GN
57120-CM3	4-Mode Surge Protection Panel, with Surge Event Counter	120/208 3Ø WYE, 4-wire + gnd	150kA (150kA)	(3) 7120, (1) 8120-GN
57240-DM3	3-Mode Surge Protection Panel	240 3Ø Delta, 3-wire + gnd	150kA (150kA)	(3) 7240
57277-M3	4-Mode Surge Protection Panel	277/480 3Ø WYE, 4-wire + gnd	150kA (150kA)	(3) 7277, (1) 8320-GN
57277-CM3	4-Mode Surge Protection Panel, with Surge Event Counter	277/480 3Ø WYE, 4-wire + gnd	150kA (150kA)	(3) 7277, (1) 8320-GN
57480-DM3	3-Mode Surge Protection Panel	480 3Ø Delta, 3-wire + gnd	150kA (150kA)	(3) 7480
57347-M3	4-Mode Surge Protection Panel	347/600 3Ø WYE, 4-wire + gnd	150kA (150kA)	(3) 7347, (1) 8385-GN
57600-DM3	4-Mode Surge Protection Panel	600 3Ø Delta, 3-wire + gnd	150kA (150kA)	(3) 7600

Continued on next page

LEVITON

SURGE PANELS | 52000/57000 Series

Continued from previous page

Specifications for 57000 Series Type 2 Surge Panels

Cat. No.		57120-M3 57120-CM3	57240-DM3	57277-M3 57277-CM3	57480-DM3	57347-M3	57600-DM3
Electrical Specifications							
Voltage		120/208V AC 3-phase WYE	240V AC 3-phase WYE	277/480V AC 3-phase WYE	480V AC 3-phase WYE	347/600V AC 3-phase WYE	600V AC 3-phase Delta
Frequency		50/60Hz	50/60Hz	50/60Hz	50/60Hz	50/60Hz	50/60Hz
Surge Technology		40mm MOV	40mm MOV	40mm MOV	40mm MOV	40mm MOV	40mm MOV
Recommended Circuit Breaker Rating		30A, 120V	30A, 240V	30A, 277V	30A, 480V	30A, 600V	30A, 600V
Performance Data							
Nominal Discharge Current Rating (I_N)		20kA	20kA	20kA	20kA	N/A	N/A
Maximum Continuous Operating Voltage (MCOV)	L-N	150V	—	320V	—	390V	385V
	L-G	300V	—	640V	—	—	—
	N-G	150V	—	320V	—	—	—
	L-L	300V	320V	640V	640V	680V	680V
Voltage Protection Rating (VPR)	L-N	1000V	—	1500V	—	1500V°	1000V°
	L-G	1500V	—	2500V	—	—	—
	N-G	800V	—	1200V	—	1000V°	1000V°
	L-L	1500V	1500V	2500V	2000V	2000V°	2000V°
Maximum Surge Current, per Mode (per Phase)		150kA (150kA)	150kA (150kA)	150kA (150kA)	150kA (150kA)	150kA (150kA)	150kA (150kA)
Protection Mode		4 mode	3 mode	4 mode	3 mode	4 mode	4 mode
Short Circuit Current Rating (SCCR)		100kA	100kA	100kA	100kA	100kA	100kA
EMI/RFI Noise Rejection		-20 to -40dB (@ 1.5K-1.2MHz)					
Warranty							
Product Warranty		Limited lifetime					
Replacement Module Warranty		Limited lifetime*					

°Surge Voltage Rating (SVR).
*Certain restrictions apply

SPOTLIGHT
Surge Protection

Need assistance? To learn more about how to implement an effective surge protective network have a Surge Protection Expert contact you. Visit www.leviton.com/surge for more information.



Specifications for 52000 Series Type 2 Surge Panels

Cat. No.		52120-M1	52120-M2 52120-CM2	52120-M2H	52120-M3 52120-CM3	52120-7M3 52120-7C3 52120-7CS 52120-7MS	52240-DM3	52277-M3 52277-CM3	52277-7M3 52277-7C3 52277-7CS 52277-7MS	52480-DM3	52412-DS3
Electrical Specifications											
Voltage		120V AC	120/240V AC	120/240V AC	120/208V AC 3-phase WYE	120/208V AC 3-phase WYE	240V AC 3-phase Delta	277/480V AC 3-phase WYE	277/480V AC 3-phase WYE	480V AC 3-phase Delta	120/240/ 120V AC 3-phase Hi-Leg Delta
Frequency		50/60Hz	50/60Hz	50/60Hz	50/60Hz	50/60Hz	50/60Hz	50/60Hz	50/60Hz	50/60Hz	50/60Hz
Surge Technology		40mm MOV	40mm MOV	40mm MOV	40mm MOV	40mm MOV	40mm MOV	40mm MOV	40mm MOV	40mm MOV	40mm MOV
Recommended Circuit Breaker Rating		30A, 120V	30A, 120/240V	30A, 120/240V	30A, 120/208V	30A, 120/208V	30A, 240V	30A, 277V/480V	30A, 277/480V	30A, 480V	30A, 120/240V
Performance Data											
Maximum Continuous Operating Voltage (MCOV)	L-N	150V	150V	150V	150V	150V	—	320V	320V	—	L-N: 150V H-N: 320V
	L-G	300V	300V	300V	300V	150V	—	640V	320V	—	L-G: 300V H-G: 470V
	N-G	150V	150V	150V	150V	150V	—	320V	320V	—	150V
	L-L	—	300V	300V	300V	300V	320V	640V	640V	550V	L-L: 300V H-L: 470V
Voltage Protection Rating (VPR)	L-N	1000V	1000V	1000V	1000V	1000V	—	1500V	1500V	—	L-N: 1000V H-N: 1500V
	L-G	1500V	1500V	900V	1500V	1200V	—	2500V	1500V	—	L-G: 1500V H-G: 2000V
	N-G	700V	700V	700V	700V	800V	—	1200V	1200V	—	700V
	L-L	—	1500V	1500V	1500V	1500V	1500V	2500V	2500V	2000V	L-L: 1500V H-L: 2500V
Protection mode		2 mode	3 mode	3 mode	4 mode	7 mode	3 mode	4 mode	7 mode	3 mode	4 mode
Maximum surge current, per mode (per phase)		100kA (100kA)	100kA (100kA)	100kA (100kA)	100kA (100kA)	100kA (200kA)	100kA (100kA)	100kA (100kA)	100kA (200kA)	100kA (100kA)	100kA (100kA)
Short Circuit Current Rating (SCCR)		100kA	100kA	100kA	100kA	100kA	100kA	100kA	100kA	100kA	100kA
Nominal discharge rate (I_N)		20kA	20kA	20kA	20kA	20kA	20kA	20kA	20kA	20kA	20kA
EMI/RFI Noise Rejection		-20dB to -40dB (50KHz-10MHz)									
Diagnostics		Real time protection status LEDs & audible alarm									
Remote Monitoring		Dry contacts-N.O./N.C. form C rated at 7Amps @ 240V AC or 30VDC									
Warranty											
Product Warranty		Limited lifetime									
Replacement Module Warranty		Limited lifetime*									

*Certain restrictions apply

37000 and 47000 Series Type 2 Surge Panels

Leviton's 37000 and 47000 Series panel mounted surge protective devices provide seven-mode protection in WYE-configured, 3-phase AC systems. These devices are designed for installation at the service entrance, at branch panels, or as dedicated transient surge protection for critical equipment.

Features and Benefits

37000 and 47000 Series for Commercial and Industrial Applications

- Protection for up to 100,000 amps (37000 Series) or 200,000 amps (47000 Series) of surge current per mode
- Models available in NEMA Type 1 enclosures for indoor applications and Type 4X enclosures (47000 series only) for outdoor applications
- Seven-mode protection (each phase to neutral, each phase to ground and neutral to ground)
- Real-time diagnostics monitor power and suppression status for each phase and provide both LED indicators and audible alarm
- Equipped with dry contacts for remote monitoring
- Limited lifetime product warranty



37120-7



47277-7

37000 and 47000 Series Type 2 Surge Panels

Cat. No.	Description	Voltage (V AC) Configuration	Max Surge Current, Per Mode (Per Phase)
37120-7	7-Mode Surge Protection Panel	120/208 3Ø WYE, 4-wire + gnd	100kA (200kA)
37277-7	7-Mode Surge Protection Panel	277/480 3Ø WYE, 4-wire + gnd	100kA (200kA)
47120-7	7-Mode Surge Protection Panel	120/208 3Ø WYE, 4-wire + gnd	200kA (400kA)
47120-4X7	7-Mode Surge Protection Panel in Type 4X enclosure	120/208 3Ø WYE, 4-wire + gnd	200kA (400kA)
47277-7	7-Mode Surge Protection Panel	277/480 3Ø WYE, 4-wire + gnd	200kA (400kA)
47277-4X7	7-Mode Surge Protection Panel in Type 4X enclosure	277/480 3Ø WYE, 4-wire + gnd	200kA (400kA)

Specifications for 37000 and 47000 Series Type 2 Surge Panels

Cat. No.		37120-7	37277-7	47120-7	47120-4X7	47277-7	47277-4X7
Electrical Specifications							
Voltage		120/208V AC 3-phase WYE	277/480V AC 3-phase WYE	120/208V AC 3-phase WYE	120/208V AC 3-phase WYE	277/480V AC 3-phase WYE	277/480V AC 3-phase WYE
Frequency		50/60Hz	50/60Hz	50/60Hz	50/60Hz	50/60Hz	50/60Hz
Surge Technology		40mm MOV	40mm MOV	40mm MOV	40mm MOV	40mm MOV	40mm MOV
Recommended Circuit Breaker Rating		30A, 120/208V	30A, 277/480V	30A, 120/208V	30A, 120/208V	30A, 277/480V	30A, 277/480V
Performance Data							
Nominal Discharge Rating (I_N)		5kA	5kA	10kA	10kA	10kA	10kA
Maximum Continuous Operating Voltage (MCOV)	L-L	280V	640V	280V	280V	640V	640V
	L-N	140V	320V	140V	140V	320V	320V
	L-G	140V	320V	140V	140V	320V	320V
	N-G	130V	300V	130V	130V	300V	300V
Voltage Protection Rating (VPR)	L-L	1200V	2000V	1000V	1000V	1800V	1800V
	L-N	800V	1200V	700V	700V	1200V	1200V
	L-G	900V	1500V	900V	900V	1500V	1500V
	N-G	700V	1200V	700V	700V	1200V	1200V
Maximum Surge Current, per Mode (per Phase)		100kA (200kA)	100kA (200kA)	200kA (400kA)	200kA (400kA)	200kA (400kA)	200kA (400kA)
Protection Mode		7 mode					
Short Circuit Current Rating (SCCR)		10kA					
Noise Filtering		-40dB @ 10K-10MHz					
Diagnostics		Real time protection status LEDs & audible alarm					
Warranty							
Product Warranty		Limited lifetime					

SPOTLIGHT
Surge Protection

Need assistance? To learn more about how to implement an effective surge protective network have a Surge Protection Expert contact you.
Visit www.leviton.com/surge for more information.



32000 and 42000 Series Type 2 Surge Panels

One of our most popular series, Leviton's 32000 and 42000 surge protection panels provide protection for up to 80kA of surge current per mode. They feature noise filtering, visual and audible indication of surge protection status and dry contacts for remote monitoring, all in a compact enclosure.

Features and Benefits

32000 and 42000 Series Panel Mount Surge Protective Devices

- 32000 Series features reduced noise filtering for optimum compatibility with Leviton's Decora Home Control® and X10 communication network devices
- 42000 Series incorporates enhanced noise filtering and sine wave tracking for superior protection
- Three-phase models can be wired for either WYE or Delta AC systems
- Equipped with indicator lights and audible alarm for monitoring power and surge suppression status
- NEMA Type 3R enclosure for indoor/outdoor applications
- Optional flush mount collar available (42001-FMC)
- Limited lifetime product warranty



42120-1 with 42001-FMC
Flush Mount Collar



42120-1

32000 and 42000 Series Type 2 Surge Panels

Cat. No.	Description	Voltage (V AC) Configuration	Max Surge Current, Per Mode (Per Phase)
32120-1	4-Mode Surge Protection Panel	120/240 Single-phase, 2-wire + gnd	80kA (80kA)
32120-DY3	7-Mode Surge Protection Panel	120/208 3Ø WYE, 4-wire + gnd; 208 3Ø Delta, 3-wire + gnd; 220 3Ø Delta, 3-wire + gnd	80kA (80kA)
32277-DY3	7-Mode Surge Protection Panel	220/380 3Ø WYE, 4-wire + gnd; 277/480 3Ø WYE, 4-wire + gnd; 240 3Ø Delta, 3-wire + gnd; 480 3Ø Delta, 3-wire + gnd	80kA (80kA)
32412-DS3	7-Mode Surge Protection Panel	120/240/120 3Ø Hi-leg Split Phase Delta, 4-wire + gnd	80kA (80kA)
42120-1	4-Mode Surge Protection Panel	120/240 Single-phase, 2-wire + gnd	80kA (80kA)
42120-DY3	7-Mode Surge Protection Panel	120/208 3Ø WYE, 4-wire + gnd; 208 3Ø Delta, 3-wire + gnd; 220 3Ø Delta, 3-wire + gnd	80kA (80kA)
42277-DY3	7-Mode Surge Protection Panel	220/380 3Ø WYE, 4-wire + gnd; 277/480 3Ø WYE, 4-wire + gnd; 240 3Ø Delta, 3-wire + gnd; 480 3Ø Delta, 3-wire + gnd	80kA (80kA)
42412-DS3	7-Mode Surge Protection Panel	120/240/120 3Ø Hi-leg Split Phase Delta, 4-wire + gnd	80kA (80kA)
32347-DY3	4-mode Surge Protection Panel	347/600 3Ø WYE, 4-wire + gnd or 3Ø Delta, 3-wire + gnd	80kA (80kA)
42347-DY3	4-mode Surge Protection Panel	347/600 3Ø WYE, 4-wire + gnd or 3Ø Delta, 3-wire + gnd	80kA (80kA)
42001-FMC	Flush Mount Collar for all 32000 and 42000 Series Panels	—	—

51120 Series Type 2 Surge Panels

Leviton's 51120 Series panel mount surge protective devices are designed for use in homes and apartment buildings at the service entrance, electrical utility meter, or other branch panel locations. They are also ideal for use in pumping stations, radio towers and light commercial buildings where protection from high-energy, high-voltage transients is desired.

Features and Benefits

51120 Series Panel Mount Surge Protective Devices

- Single high-energy solid-state semiconductor surge suppression circuitry per phase
- Real-time diagnostic visual indicator shows power and suppression status for each protected phase
- Standard J-Box enclosure with pre-punched standard knock-outs can be easily surface mounted in typical frame construction
- Feature a low VPR to ensure protection of sensitive electronic devices including LCD TVs, PDAs and computers
- Compatible with Leviton Decora Home Controls®
- Limited lifetime product warranty
- Connected equipment coverage up to $25,000 for the 51120-1



51120-1

51120 Series Type 2 Surge Panels

Cat. No.	Description	Voltage (V AC) Configuration	Max Surge Current, Per Mode (Per Phase)
51120-1	2-Mode Surge Protection Panel	120/240 Single-phase, 2-wire + gnd	50kA (50kA)
51120-3	3-Mode Surge Protection Panel	120/208 3Ø WYE, 4-wire + gnd	50kA (50kA)

Continued on next page

LEVITON

SURGE PANELS | 32000/42000, 51120 and 51120-3

Continued from previous page

Specifications for 32000/42000, 51120-1 and 51120-3 Type 2 Surge Panels

Cat. No.		51120-1	51120-3	32120-1 42120-1	32120-DY3 42120-DY3	32277-DY3 42277-DY3	32412-DS3 42412-DS3	32347-DY3 42347-DY3
Electrical Specifications								
Voltage		120/240V AC Single phase	120/208V AC 3-phase WYE	120/240V AC Single phase	120/208V 3Ø WYE	277/408V 3Ø WYE	120/240/120V 3Ø Hi-Leg Delta	347/600V 3Ø WYE, 660V 3Ø Delta
Surge Technology		40mm MOV	40mm MOV	40mm MOV	40mm MOV	40mm MOV	40mm MOV	40mm MOV
Frequency		50/60Hz	50/60Hz	50/60Hz	50/60Hz	50/60Hz	50/60Hz	50/60Hz
Recommended Circuit Breaker Rating		20A, 120/24V	20A, 120/208V	20A, 120/240V	30A, 120/208V	30A, 277/480V	30A, 120/240V	30A, 347/600V
Performance Data								
Maximum Continuous Operating Voltage (MCOV)	L-N	150V	150V	150V	150V	320V	150V	385V
	L-G	—	—	300V	300V	640V	300V	—
	N-G	—	—	150V	150V	320V	150V	—
	L-L	300V	300V	254V	254V	552V	254V	770V
Voltage Protection Rating (VPR)	L-N	800V	800V	800V	700V	1200V	800V	1200V
	L-G	—	—	2500V	—	—	—	—
	N-G	—	—	700V	700V	1200V	700V	1000V**
	L-L	1200V	1200V	1000V	1000V	1800V	1000V	2000V**
Nominal Discharge Rating (I_N)		3kA	3kA	3kA	3kA	3kA	3kA	N/A
Maximum Surge Current, per Mode (per Phase)		50kA (50kA)	50kA (50kA)	80kA (80kA)	80kA (80kA)	80kA (80kA)	80kA (80kA)	80kA (80kA)
Short Circuit Current Rating (SCCR)		10kA	10kA	100kA	100kA	100kA	100kA	100kA
EMI/RFI Noise Rejection		-6dB to -28dB (@ 100KHz-100MHz)	-6dB to -28dB (@ 100KHz-100MHz)	32000 Series: -20 to -40dB (@ 1.5K-1.2MHz) 42000 Series: -30 to -40dB (@ 10K-10MHz)				
Warranty								
Product Warranty		Limited lifetime						
Connected Equipment Coverage		Up to $25,000*	—					

*As part of the True Whole House Surge Protection Warranty.
**Surge Voltage Rating (SVR)

SPOTLIGHT
Surge Protection

Need assistance? To learn more about how to implement an effective surge protective network have a Surge Protection Expert contact you. Visit www.leviton.com/surge for more information.



51110 Series Type 2 Surge Panels

Leviton's 51110 Series residential surge protection panels are designed for mounting at the service entrance in homes, apartments and condominiums. They offer advanced surge protection for modern electronics and appliances, reducing the risk of damage from spikes and surges entering the property through AC power lines. The 51110-PTC also offers protection from surges coming through telephone and cable TV/satellite feeds.

Features and Benefits

51110 Series Panel Mount Surge Protective Devices

- Real-time diagnostic visual indicator shows power and suppression status for each protected phase
- UL1449 3rd Edition rated
- DHC Power Line Carrier compatible
- 150 maximum continuous operating voltage (MOV) rating allows for tolerance to line voltage swells
- 51110-PTC model provides 4-wire telephone/fax/modem protection using hardwired screw terminations and dual CATV/satellite feed surge protection using Type "F" Connectors
- Backed by a limited 10-year warranty



51110-1



51110-PTC

51110 Series Type 2 Surge Panels

Cat. No.	Description	Voltage (V AC) Configuration	Max Surge Current, Per Mode (Per Phase)
51110-1	4-Mode Surge Protection Panel	120/240 Single-phase, 2-wire + gnd	48kA (96kA)
51110-PTC	4-Mode Surge Protection Panel	120/240 Single-phase, 2-wire + gnd with 4-wire telephone and dual CATV/satellite coax	48kA (96kA)

Continued on next page

SURGE PANELS | 51110 Series

Continued from previous page

Specifications for 51110 Series Type 2 Surge Panels

Cat. No.		51110-1 and 51110-PTC
Electrical Specifications		
Voltage		120/240V AC Single phase
Surge Technology		MOV
Frequency		50/60Hz
Recommended Circuit Breaker Rating		30A, 120/240V
Performance Data		
Maximum Continuous Operating Voltage (MCOV)	L-N	150V
	L-G	150V
	N-G	150V
	L-L	300V
Voltage Protection Rating (VPR)	L-N	600V
	L-G	600V
	N-G	600V
	L-L	1000V
Nominal Discharge Rating (I_N)		3kA
EMI/RFI Noise Rejection		-6dB to -28dB (@ 100KHz-100MHz)
Maximum Surge Current, per Mode (per Phase)		48kA (96kA)
Short Circuit Current Rating (SCCR)		10kA

SPOTLIGHT
Surge Protection

Need assistance? To learn more about how to implement an effective surge protective network have a Surge Protection Expert contact you. Visit www.leviton.com/surge for more information.



Type 3 Point-of-Use

Type 3 Surge Protective Devices

Type 3 SPDs are point of utilization SPDs, installed at a minimum conductor length of 10 meters (30 feet) from the electrical service panel to the point of utilization. Examples include cord connected, direct plug-in, receptacle type and SPDs installed at the utilization equipment being protected. The distance (10 meters) is exclusive of conductors provided with or used to attach SPDs.

Type 3 Surge Protective Devices



Color Choices Hospital straight blade devices are offered in a wide range of colors. To order colors, add suffix to Cat. No.

White (-W)	Ivory (-I)	Light Almond (-T)	Gray (-G/-GY)	Black (-E)	Brown	Red (-R)	Blue (-B)	Orange (-O)

Type 3 Surge Protective Receptacles

Leviton offers the broadest selection of surge protective receptacles in the industry. The low cost of these receptacles, combined with their ease of installation, means they can be placed anywhere you have a standard electrical outlet. So with a small investment, you have the assurance that your equipment is well protected — whether it's a heart monitor in the emergency room, a computer in your office, or the big screen TV in your living room.

Features and Benefits

Type 3 Surge Protective Receptacles

- Available in 15A, 125V and 20A, 125V ratings
- Tamper-resistant versions have a shutter mechanism that prevents incidental contact with energized contacts
- Indicator light provides visual indication that equipment is being protected
- Single, duplex and Four-In-One versions
- EMI/RFI noise filtering
- Available audible alarm for hidden locations (can be silenced)
- Wide variety of color options aid in identifying different types of equipment or applications
- Back and side-wired design with durable metal mounting strap
- Point-of-use protection for up to 18,000 amps of surge current total

Commercial/Industrial Grade Type 3 Surge Protective Receptacles

Decora® Tamper-Resistant Surge Protective Receptacles

Amp	Outlet Configuration									Features
		Brown	**Ivory**	**White**	**Gray**	**Red**	**Blue**	**Black**	**Orange**	**Lt. Almond**
15A	Duplex	T5280	T5280-I	T5280-W	T5280-GY	—	T5280-B	T5280-E	—	T5280-T
15A	Duplex	—	T7280-I	T7280-W	—	—	T7280-B	T7280-E	—	T7280-T
15A	Duplex	—	T8280-I	T8280-W	—	T8280-R	T8280-B	—	—	T8280-T
20A	Duplex	T5380	T5380-I	T5380-W	T5380-GY	—	T5380-B	T5380-E	—	—
20A	Duplex	—	T7380-I	T7380-W	—	—	T7380-B	T7380-E	—	—
20A	Duplex	—	T8380-I	T8380-W	T8380-GY	T8380-R	T8380-B	—	—	—

Decora® Surge Protective Receptacles

Amp	Outlet Configuration									Features
		Brown	**Ivory**	**White**	**Gray**	**Red**	**Blue**	**Black**	**Orange**	**Lt. Almond**
15A	Duplex	5280	5280-I	5280-W	5280-GY	—	5280-B	—	—	5280-T
20A	Duplex	5380	5380-I	5380-W	5380-GY	—	5380-B	—	—	—
15A	Duplex	5280-IG	5280-IGI	5280-IGW	—	—	5280-IGB	—	5280-IGO	—
20A	Duplex	5380-IG	5380-IGI	5380-IGW	5380-IGG	—	5380-IGB	—	5380-IGO	—
15A	Duplex	—	7280-I	7280-W	—	—	7280-B	—	—	7280-T
20A	Duplex	—	7380-I	7380-W	—	—	7380-B	—	—	—

Four-In-One Surge Protective Receptacles

Amp	Outlet Configuration									Features
		Brown	**Ivory**	**White**	**Gray**	**Red**	**Blue**	**Black**	**Orange**	**Lt. Almond**
15A	Four-In-One	—	5480-I	5480-W	5480-GY	5480-R	5480-BU	—	—	—
20A	Four-In-One	—	5490-I	5490-W	5490-GY	—	5490-BU	—	—	—
15A	Four-In-One	—	—	—	—	—	—	—	5480-IG	—
20A	Four-In-One	—	5490-IGI	—	—	—	5490-IGB	—	5490-IG	—

Key:
- ▼ Isolated Ground
- ◆ Audible Alarm
- ■ Indicator Light
- ● Hospital Grade

Hospital Grade Type 3 Surge Protective Receptacles

Decora® Surge Protective Receptacles

Amp	Outlet Configuration	Brown	Ivory	White	Gray	Red	Blue	Black	Orange	Lt. Almond	Features
15A	Duplex	8280	8280-I	8280-W	—	8280-R	8280-B	—	—	8280-T	■ ◆ ●
20A	Duplex	8380	8380-I	8380-W	8380-GY	8380-R	8380-B	—	—	—	■ ◆ ●
20A	Single	—	8381-I	—	—	—	—	—	—	—	■ ◆ ●
15A	Duplex	—	8280-IGI	8280-IGW	—	—	8280-IGB	—	8280-IGO	—	▼ ■ ◆ ●
20A	Duplex	—	8380-IGI	8380-IGW	8380-IGG	—	8380-IGB	—	8380-IGO	—	▼ ■ ◆ ●
20A	Single	—	8381-IGI	—	—	—	—	—	—	—	▼ ■ ◆ ●

Four-In-One Surge Protective Receptacles

Amp	Outlet Configuration	Brown	Ivory	White	Gray	Red	Blue	Black	Orange	Lt. Almond	Features
15A	Four-In-One	—	8480-I	8480-W	—	8480-R	—	—	—	—	■ ●
20A	Four-In-One	—	8490-I	8490-W	—	8490-R	—	—	—	—	■ ●
15A	Four-In-One	—	8480-IGI	8480-IGW	—	—	8480-IGB	—	—	—	▼ ■ ●
20A	Four-In-One	—	8490-IGI	—	—	—	8490-IGB	—	8490-IG	—	▼ ■ ●

Key:
- ▼ Isolated Ground
- ◆ Audible Alarm
- ■ Indicator Light
- ● Hospital Grade


T5280-T


T7380-B


T5380-I


T7280-W


8490-R

Specifications for Type 3 Surge Protective Receptacles

Specs for Type 3 Surge Protective Receptacles	
Electrical Specifications	
Dielectric Voltage	Withstands 2000V per UL498
Current Limiting	Full rated current
Temperature Rise	Max 30C after 250 cycles OL at 200% rated current
Performance Data	
Maximum Continuous Operating Voltage (MCOV)	150V rms
Joules Rating	720
Nominal Discharge Current (I_n)	3kA (Meets Type 2 & Type 3 requirements)
Maximum Surge Current, Per Mode	L-N: 18kA, L-G: 9kA, N-G: 9kA
Noise Rejection	-30dB at 500kHz-30MHz
Voltage Protection Rating (VPR)	L-N: 600V, L-G: 700V, N-G: 600V
Short Circuit Current Rating (SCCR)	5kA
Diagnostics	Indicator light, audible alarm (on select versions)
Warranty	
Product Warranty	10-year limited

LEVITON

LEV-LOK® 15A, 20A | Surge Protective Receptacles

Lev-Lok® Surge Protective Receptacles

Features and Benefits

- Available in 15A, 125V and 20A, 125V ratings
- Indicator light provides visual indication that equipment is being protected
- EMI/RFI Noise Filtering
- Audible alarm to indicate loss of surge protection (can be silenced)
- Wide variety of color options aid in identifying different types of equipment or applications
- Point-of-use protection for up to 18,000 amps of surge current total

Hospital Grade 15A and 20A, 125V

Rating		15A-125V	20A-125V
NEMA		5-15R	5-20R
Description	**Color**	**Cat. No.**	**Cat. No.**
Duplex, Tamper-Resistant with Indicator Light & Audible Alarm	White	MT828-W	MT838-W
	Ivory	MT828-I	MT838-I
	Light Almond	MT828-T	MT838-T*
	Gray	MT828-GY*	MT838-GY
	Black	MT828-E*	MT838-E*
	Brown	MT828*	MT838*
	Blue	MT828-B	MT838-B
	Red	MT828-R	MT838-R



MT828-W

Commercial/Industrial Grade 15A and 20A, 125V

Rating		15A-125V	20A-125V
NEMA		5-15R	5-20R
Description	**Color**	**Cat. No.**	**Cat. No.**
Duplex, Tamper-Resistant with Indicator Light	White	MT528-W	MT538-W
	Ivory	MT528-I	MT538-I
	Light Almond	MT528-T	MT538-T*
	Gray	MT528-GY	MT538-GY
	Black	MT528-E	MT538-E
	Brown	MT528*	MT538
	Blue	MT528-B	MT538-B
	Red	MT528-R	MT538-R*
Duplex, Tamper-Resistant with Indicator Light & Audible Alarm	White	MT728-W	MT738-W
	Ivory	MT728-I	MT738-I
	Light Almond	MT728-T	MT738-T*
	Gray	MT728-GY*	MT738-GY
	Black	MT728-E	MT738-E*
	Brown	MT728*	MT738*
	Blue	MT728-B	MT738-B
	Red	MT728-R*	MT738-R*

*Available upon request; minimum quantities apply

Type 3 Surge Protective Power Strips

Medical Grade Power Strips

Leviton's family of medical grade power strips are designed explicitly for use in health care facilities, including patient care areas as defined by NEC (2011) Article 517. These devices also satisfy electrical safety requirements specified in NFPA 99 (2012): Health Care Facilities Code, allowing facility managers to ensure that their facilities are compliant with this safety regulation.

Features and Benefits

- UL 60601-1, UL 1363A, and UL 60950-1 compliant to meet all major safety regulations required for health care facilities
- All outlets are hospital grade, ensuring dependable performance
- Surge-protective models are UL 1449 3rd edition compliant, providing the ultimate protection against voltage surges that can damage or diminish the performance of sensitive electronic equipment
- Heavy duty steel construction withstands the rigors of demanding environments
- Built-in overload protection shuts off the strip in case of excess power draw, and can be returned to service with the simple push of a button
- NAFTA Compliant
- Locking safety covers are splash-resistant and protect from incidental contact with unused outlets
- Indicator lights provide visual confirmation of power and surge protection (where applicable)
- Limited lifetime warranty

Stock Medical Grade Power Strips

Description	Current Rating	AC Power Cord Length	Number of Outlets	Cat. No.
Surge Protected Medical Grade Power Strips	15A (12A max continuous load)	7 ft.	6	5306M-1S7
		15 ft.	4	5304M-1S5
		15 ft.	6	5306M-1S5
	20A (16A max continuous load)	7 ft.	6	5306M-2S7
Medical Grade Power Strips	15A (12A max continuous load)	7 ft.	4	5304M-1N7
		7 ft	6	5306M-1N7
		15 ft.	4	5304M-1N5
	20A (16A max continuous load)	7 ft.	4	5304M-2N7



5306M-1S7

Special Order Medical Grade Power Strips

Description	Current Rating	AC Power Cord Length	Number of Outlets	Cat. No.
Surge Protected Medical Grade Power Strips	15A (12A max continuous load)	7 ft.	2	5302M-1S7
		7 ft.	4	5304M-1S7
		15 ft.	2	5302M-1S5
	20A (16A max continuous load)	7 ft.	2	5302M-2S7
		7 ft.	4	5304M-2S7
		15 ft.	2	5302M-2S5
		15 ft.	4	5304M-2S5
		15 ft.	6	5306M-2S5
Medical Grade Power Strips	15A (12A max continuous load)	7 ft.	2	5302M-1N7
		15 ft.	2	5302M-1N5
		15 ft.	6	5306M-1N5
	20A (16A max continuous load)	7 ft.	2	5302M-2N7
		7 ft.	6	5306M-2N7
		15 ft.	2	5302M-2N5
		15 ft.	4	5304M-2N5
		15 ft.	6	5306M-2N5



5304M-1S5

*Minimum quantities apply.
All items available with flying leads; surge-protected strips available with audible alarm as a special order — contact your Leviton sales representative for details

LEVITON

POINT-OF-USE | Medical Grade, 5100 and 5300 Series Surge Strips

Specifications for Medical Grade Power Strips

	Non-Surge Protected	Surge Protected	Non-Surge Protected	Surge Protected
Cat. No.	**5302M-1N7** **5304M-1N7** **5306M-1N7** **5302M-1N5** **5304M-1N5** **5306M-1N5**	**5302M-1S7** **5304M-1S7** **5306M-1S7** **5302M-1S5** **5304M-1S5** **5306M-1S5**	**5302M-2N7** **5304M-2N7** **5306M-2N7** **5302M-2N5** **5304M-2N5** **5306M-2N5**	**5302M-2S7** **5304M-2S7** **5306M-2S7** **5302M-2S5** **5304M-2S5** **5306M-2S5**
Electrical Specifications				
Amperage	15A (12A max continuous load)		20A (16A max continuous load)	
Voltage	125V		125V	
Frequency	60Hz		60Hz	
Performance Data				
Maximum Leakage Current	<100µA		<100µA	
Warranty				
Product Warranty	Limited lifetime		Limited lifetime	

5100 and 5300 Series Type 3 Surge Protective Strips

Leviton's 5100 and 5300 Series surge protected power strips offer superior protection for any commercial, industrial, or hospital application. Our industrial strips feature robust construction, including durable metal housings, while our commercial grade strips feature a durable thermoplastic housing. They are available in two performance levels to address surge protection needs in a variety of commercial and industrial environments. Our hospital version strips feature tamper-resistant hospital grade receptacles.

Features and Benefits

5100 and 5300 Series, 6-Outlet Surge Protective Strips

- Multi-line protection (L-N, L-G, N-G)
- 6 surge protected outlets
- LEDs indicate power and protection status
- Onboard resettable circuit breaker
- Limited lifetime product warranty
- Limited lifetime connected equipment protection policy



5100-PS



5100-IPS



5300-HT2

5100 and 5300 Series Type 3 Surge Protective Strips

5100 and 5300 Series Type 3 Surge Strips							
Cat. No.	**Application**	**Maximum Input Current**	**Joules**	**Alarm**	**Enclosure**	**On/Off Switch**	**Cord Length**
5100-PS	Commercial	15 Amp	720	—	ABS Plastic	Yes	6 Feet
5100-S15	Commercial	15 Amp	720	—	ABS Plastic	Yes	15 Feet
5300-PS	Commercial	15 Amp	1520	—	ABS Plastic	Yes	6 Feet
5300-S15	Commercial	15 Amp	1520	—	ABS Plastic	Yes	15 Feet
5100-IPS	Industrial	15 Amp	1330	Audible at protection loss	Steel	Yes	6 Feet
5100-IS2	Industrial	20 Amp	900	Audible at protection loss	Steel	Yes	6 Feet
5300-IPS	Industrial	15 Amp	1330	Audible at protection loss	Steel	Yes	6 Feet
5300-H15	Hospital	15 Amp	952	—	Steel	No	15 Feet
5300-HTS	Hospital	15 Amp	952	—	Steel	No	6 Feet
5300-HT2	Hospital	20 Amp	952	—	Steel	No	6 Feet

Specifications for 5100 and 5300 Series Type 3 Surge Strips

Cat. No.		**5100-IPS**	**5100-IS2**	**5300-IPS**	**5300-H15**	**5300-HTS**	**5300-HT2**	**5100-PS 5100-S15**	**5300-PS 5300-S15**
Series		**Industrial/Hospital**						**Commercial**	
Electrical Specifications									
Amperage		15A	20A	15A	15A	15A	20A	15A	15A
Voltage		125V AC	125V AC	125V AC	125V AC	125V AC	125V AC	125V AC	125V AC
Frequency		50/60Hz	50/60Hz	50/60Hz	50/60Hz	50/60Hz	50/60Hz	50/60Hz	50/60Hz
Surge Technology		MOV	MOV	MOV	MOV	MOV	MOV	MOV	MOV
Performance Data									
Maximum Continuous Operating Voltage (MCOV)		150V	150V	130V	150V	150V	150V	150V	130V
Joules		1330J	900J	1330J	952J	952J	952J	720J	1520J
Maximum Surge Current, per Mode (L-N)		84kA	45kA	84kA	51kA	51kA	51kA	36kA	96kA
Noise Filtering		-5 to -25dB (@ 500K-100MHz)	-5 to -25dB (@ 50K-100MHz)	-5 to -25dB (@ 50K-100MHz)	-5 to -25dB (@ 50K-100MHz)	-5 to -25dB (@ 50K-100MHz)	-5 to -25dB (@ 50K-100MHz)	-5 to -25dB (@ 500K-100MHz)	-5 to -25dB (@ 50K-100MHz)
Voltage Protection Rating (VPR)	L-N	600V	600V	500V	500V	500V	500V	500V	500V
	L-G	600V	700V	600V	700V	700V	600V	600V	600V
	N-G	600V	700V	600V	700V	700V	600V	700V	500V
Warranty									
Product Warranty		Limited lifetime							

S1000 and S2000 Series Type 3 Surge Protective Strips

Leviton's S1000 and S2000 Series surge protected strips provide superior protection for everyday use in professional work areas and home offices, protecting computers, peripherals and other electronic devices from damaging surges, voltage transients and noise spikes.

Features and Benefits

S1000 and S2000 Series Surge Protective Strips

- Diagnostic LEDs for surge protection, polarity, and ground
- Resettable circuit breaker and internal fusing circuit protection
- Audible alarm indicates loss of surge protection
- Multi-line protection (L-N, L-G, N-G)
- Velcro straps provided for cord management
- Mounting template provided for easy installation
- Optional coax and Telco surge protection
- All units feature right angle NEMA 5-15P plug
- Limited lifetime product warranty and connected equipment protection policy



S1000–PS



S2000-PS

S1000 and S2000 Series Type 3 Surge Protective Strips

Cat. No.	Maximum Input Current	Joules	Data Protection	Enclosure	Number of Outlets	Cord Length
S1000-PS	15 Amp	1010J	—	ABS plastic	6	6 Feet
S1000-S15	15 Amp	1010J	—	ABS plastic	6	15 Feet
S1000-PTC	15 Amp	1010J	RJ-11, Coax	ABS plastic	6	6 Feet
S2000-PS	15 Amp	2020J	—	ABS plastic	9	6 Feet
S2000-S15	15 Amp	2020J	—	ABS plastic	9	15 Feet
S2000-PTC	15 Amp	2020J	RJ-45, Coax	ABS plastic	9	6 Feet

Specifications for S1000 and S2000 Series Type 3 Surge Strips

Cat. No.		S1000-PS, S1000-S15, S1000-PTC	S2000-PS, S2000-S15, S2000-PTC
Electrical Specifications			
Amperage		15A	15A
Voltage		120V	120V
Frequency		50/60Hz	50/60Hz
Surge Technology		MOV	MOV
Performance Data			
Maximum Continuous Operating Voltage (MCOV)		150V	150V
Joules		1010J	2020J
Maximum Surge Current, per Mode (L-N)		25kA	62.5kA
Voltage Protection Rating (VPR)	L-N	600V	500V
	L-G	700V	700V
	N-G	700V	700V
Noise Filtering		-8 to -25dB (@ 100K-100MHz)	-10 to -20dB (@ 5M-100MHz)
Warranty			
Product Warranty		Limited lifetime	Limited lifetime
Connected Equipment Warranty		Limited lifetime	Limited lifetime

Type 3 Surge Protective Plug-Ins

3500 Series Type 3 Wall-Mount Surge Protective Units

Leviton's plug-in surge units plug directly into a standard wall outlet to provide surge protection for up to six devices. They are ideal for immediate surge protection in tight spaces such as behind desks, book cases, sofas, and media equipment.

Features and Benefits

3500 Series Wall-Mount Surge Protectors

- 6 surge protected outlets
- Noise filtering for reduced EMI
- Multi-line protection (L-N, L-G, and N-G)
- Illuminated LED confirms surge protection; audible alarm at protection loss
- Available in standard, telecommunications and CATV versions
- Backed by a limited 10-year warranty/lifetime limited connected equipment warranty



3500-P



3500-PC



3500-PT

3500 Series Type 3 Wall-Mount Surge Protective Units

Cat. No.	Data Line Protection
3500-P	None
3500-PC	Coax
3500-PT	Telco

Continued on next page

SPOTLIGHT
Surge Protection

Need assistance? To learn more about how to implement an effective surge protective network have a Surge Protection Expert contact you.
Visit www.leviton.com/surge for more information.



LEVITON

POINT-OF-USE | 3500 Series Wall-Mount Surge Plug-Ins

Continued from previous page

Specifications for 3500 Series Type 3 Wall-Mount Surge Protective Units

Cat. No.		3500-P	3500-PC	3500-PT
Electrical Specifications				
Amperage		15A	15A	15A
Voltage		120V	120V	120V
Frequency		50/60Hz	50/60Hz	50/60Hz
Surge Technology		MOV	MOV	MOV
Performance Data				
Maximum Continuous Operating Voltage (MCOV)		130V	130V	130V
Joules		570J	570J	570J
Maximum Surge Current, per Mode		36kA	36kA	36kA
Voltage Protection Rating (VPR)	L-N	600V	600V	600V
	L-G	700V	700V	700V
	N-G	700V	700V	700V
Noise Filtering		-10 to -45dB (@ 50KHz-100MHz)	-10 to -45dB (@ 50KHz-100MHz)	-10 to -45dB (@ 50KHz-100MHz
Warranty				
Product Warranty		10-year limited	10-year limited	10-year limited
Connected Equipment Warranty		Limited lifetime	Limited lifetime	Limited lifetime

SPOTLIGHT
Surge Protection

Need assistance? To learn more about how to implement an effective surge protective network have a Surge Protection Expert contact you. Visit www.leviton.com/surge for more information.



Type 4 UL Recognized Components

Type 4 Surge Protective Devices

Type 4 SPDs are component assemblies consisting of one or more Type 5 components — discrete component surge suppressors, such as MOVs that may be mounted on a PWB, connected by its leads or provided within an enclosure with mounting means and wiring terminations — together with a disconnect (integral or external).

3800-WM, 3800-DIN and 51020-DIN



LEVITON

51000 Series Type 4 Surge Protective Devices

Leviton's 51000 Series surge protective devices provide point-of-use surge protection for industrial applications such as factory automation servo motors, drives and PLCs. Available in models with maximum load currents of 5 to 16 amps and in both wall-mounted and DIN rail mounted configurations.

Features and Benefits

51000 Series UL Recognized Components

- Protection for up to 52,000 amps of surge current per mode
- Tested to ANSI/IEEE C62.41 and C62.45 standards for category A & B applications
- Type 4 Surge Protective Devices (SPD) evaluated for use in Type 3 SPD applications
- C Sinewave tracking provides enhanced EMI/RFI filtering
- Visual and audible alarms if surge protection is lost
- Dry contacts for remote monitoring
- Manufactured to ISO 9001 standards
- Backed by a limited 10-year warranty



51005-DIN



51020-DIN

51000 Series Type 4 Surge Protective Devices

Cat. No.	Description	Amperage	Voltage	Joules	MCOV	Enclosure
51005-DIN	Single-phase, 2-Wire + Ground, DIN-rail mounted	5 Amp	120V AC	672J	150V	Polycarbonate
51005-WM	Single-phase, 2-Wire + Ground	5 Amp	120V AC	672J	150V	Polycarbonate
51010-DIN	Single-phase, 2-Wire + Ground, DIN-rail mounted	10 Amp	120V AC	672J	150V	Polycarbonate
51010-WM	Single-phase, 2-Wire + Ground	10 Amp	120V AC	672J	150V	Polycarbonate
51015-WM	Single-phase, 2-Wire + Ground	15 Amp	120V AC	1360J	150V	Extruded Aluminum
51020-DIN	Single-phase, 2-Wire + Ground, DIN-rail mounted	16 Amp	120V AC	1360J	150V	Extruded Aluminum
51020-WM	Single-phase, 2-Wire + Ground	16 Amp	120V AC	1360J	150V	Extruded Aluminum
51240-DIN	Single-phase, 2-Wire + Ground, DIN-rail mounted	16 Amp	240V AC	2600J	270V	Extruded Aluminum
51240-WM	Single-phase, 2-Wire + Ground	16 Amp	240V AC	2600J	270V	Extruded Aluminum

3800 Series Type 4 Surge Protective Devices

Leviton's 3800 Series surge protective devices are designed to provide wired-in surge protection for devices in industrial and commercial equipment cabinets. These devices are suitable for 125V AC applications. Available in standard equipment or DIN Rail mount with terminal block for connections, or standard equipment mount with 6" long wire leads for termination and remote LED.

Features and Benefits

3800 Series UL Recognized Components

- MOV-based suppression circuitry provides optimum clamping
- Type 4 Surge Protective Devices (SPD) evaluated for use in Type 2 SPD applications
- Tested to ANSI/IEEE C62.41 and C62.45 standards for category A & B applications
- Terminal-Block accepts 14 AWG or 12 AWG conductors
- Manufactured to ISO 9001 standards
- Backed by a limited 10-year warranty



3800-DIN



3800-WM



3800-OEM

3800 Series Type 4 Surge Protective Devices

Cat. No.	Description
3800-DIN	Terminal Block Connection, DIN-rail mounted
3800-WM	Terminal Block Connection
3800-OEM	Pigtail Connection w/ 6" lead

Continued on next page

LEVITON

UL RECOGNIZED COMPONENTS | 3800 and 51000 Series Surge Devices

Continued from previous page

Specifications for 51000 and 3800 Series Type 4 Surge Protective Devices

Cat. No.		51005-DIN 51005-WM	51010-DIN 51010-WM	51015-WM	51020-DIN 51020-WM	51240-DIN 51240-WM	3800-DIN 3800-WM 3800-OEM
Electrical Specifications							
Amperage		5A	10A	15A	16A	16A	N/A
Voltage		120V AC	120V AC	120V AC	120V AC	240V AC	125V AC
Frequency		50/60Hz	50/60Hz	50/60Hz	50/60Hz	50/60Hz	50/60Hz
Surge Technology		MOV	MOV	MOV	MOV	MOV	MOV
Performance Data							
Maximum Continuous Operating Voltage (MCOV)		150V	150V	150V	150V	270V	130V
Joules		672J	672J	1360J	1360J	2600J	600J
Nominal Discharge Current (I_N)		N/A	N/A	N/A	N/A	N/A	3kA
Maximum Surge Current, per Phase		L-N: 26kA L-G: 13kA (39kA)	L-N: 26kA L-G: 13kA (39kA)	L-N: 48kA L-G: 24kA (72kA)	L-N: 48kA L-G: 24kA (72kA)	L-N: 40kA L-G: 20kA (60kA)	L-N: 24kA L-G: 12kA (36kA)
Voltage Protection Rating (VPR)	L-L	—	—	—	—	700V	—
	L-N	500V	500V	400V	400V	—	700V
	L-G	600V	600V	500V	500V	800V	700V
	N-G	500V	500V	500V	500V	—	600V
Noise Filtering		-20 to -40dB (@ 50K-100MHz)	-20 to -40dB (@ 50K-100MHz)	-20 to -40dB (@ 50K-100MHz)	-20 to -40dB (@ 50K-100MHz)	-20 to -40dB (@ 50K-100MHz)	-10 to -15dB (@ 100K-100MHz)
Protection Mode		3 mode	3 mode	3 mode	3 mode	3 mode	3 mode
Warranty							
Product Warranty		10-year limited					

SPOTLIGHT
Surge Protection

Need assistance? To learn more about how to implement an effective surge protective network have a Surge Protection Expert contact you. Visit www.leviton.com/surge for more information.



Type 4 DIN-Rail Mount Receptacles

The DIN-Rail Series provide mounting in equipment cabinets where convenient plug-in surge protection is needed. Available in 120V single and duplex outlet configurations.

Features and Benefits

Single or Duplex Receptacles

- Provide MOV-based normal mode and common mode L-N, L-G, N-G surge protection
- Hospital grade receptacle ensures a secure plug-to-receptacle connection (3880-DIN only)
- LED indicator light goes off when surge protection is lost
- Audible alarm with disable/quiet switch also indicates loss of surge protection (3880-DIN only)
- Outlet continues to provide power to connected load in the event of a loss of protection

DIN-Rail Mount Receptacles — Type 4

DIN-Rail Mount Receptacles

Cat. No.	Description
3880-DIN	Hospital Grade Surge Protective Duplex Receptacle, Single-phase, DIN-rail mount
3801-DIN	Surge Protective Single Receptacle, Single-phase, DIN-rail mount

Continued on next page



3880-DIN



3801-DIN

Related Products

For more information on our Decora Plus™ Industrial grade DIN-Rail Mount Duplex receptacles **see page B-22 in the Straight Blade Devices section.** For more information on our Industrial grade DIN-Rail GFCI receptacles **see page D-8 in the GFCIs and AFCIs section.**

UL RECOGNIZED COMPONENTS | DIN-Rail Mount Receptacles

Continued from previous page

Specifications for DIN-Rail Mount Receptacles — Type 4

Cat. No.	3880-DIN	3801-DIN
Electrical Specifications		
Amperage	15A	10A
Volts	120V AC	120V AC
Dielectric Voltage	Withstands 2000V per UL498	Withstands 2000V per UL498
Current Limiting	Full rated current	Full rated current
Temperature Rise	Max 30C after 250 cycles OL at 200% rated current	Max 30C after 250 cycles OL at 200% rated current
Performance Data		
Maximum Continuous Operating Voltage (MCOV)	150V	150V
Joules Rating	560J	560J
Nominal Discharge Current (I_N)	3kA	N/A
Maximum Surge Current, per Mode (per Phase)	9kA (18kA)	9kA (18kA)
Noise Filtering	-20 to -40dB	-20 to -40dB
Voltage Protection Rating (VPR)	L-N: 500V, L-G: 600V, N-G: 600V	L-N: 500V, L-G: 600V, N-G: 600V
Short Circuit Current Rating (SCCR)	N/A	N/A
Diagnostics	Indicator light, audible alarm	Indicator light
Protection Modes	3	3
Warranty		
Product Warranty	10-year limited	10-year limited

SPOTLIGHT
Surge Protection

Need assistance? To learn more about how to implement an effective surge protective network have a Surge Protection Expert contact you. Visit www.leviton.com/surge for more information.



Low Voltage: Power and Data Protection

3800 Series Low Voltage Data Line Surge Protective Modules

Leviton's 3800 Series DC surge protective devices are designed for mounting in standard equipment cabinets where surge suppression is desired for the enclosed equipment. Compact black-box styling coordinates with other mounted equipment. The MOV-based suppression circuitry provides optimum clamping. Available in standard equipment mount and DIN-rail mount configurations.

3863-DEV, 3861-ETH and 3848-DIN



Features and Benefits

3800 Series Low-Voltage UL Recognized Components

- MOV-based suppression circuitry provides optimum clamping
- Wired-in equipment cabinet surge protection for 12V, 24V and 48V DC applications
- Terminal block connections for 22AWG to 14AWG conductors
- Manufactured to ISO 9001:2000 standards
- Backed by a limited 10-year warranty

LEVITON

3800 Series Low Voltage Power Surge Protective Modules

3800 Low Voltage Data Line Surge Protective Modules		
Cat. No.	**Voltage Rating**	**Connection**
3812-DIN	12V DC	Terminal Block, DIN-Rail Mount
3824-DIN	24V DC	Terminal Block, DIN-Rail Mount
3824-WM	24V DC	Terminal Block, Standard Equipment Mount
3848-DIN	48V DC	Terminal Block, DIN-Rail Mount
3848-WM	48V DC	Terminal Block, Standard Equipment Mount
3848-OEM	48V DC	Pigtail Connection, Standard Equipment Mount



3848-OEM



3848-WM



3848-DIN

Specifications for 3800 Series Low Voltage Data Line Surge Protective Modules

Cat. No.	3812-DIN	3824-DIN, 3824-WM	3848-DIN, 3848-WM, 3838-OEM
Performance Data			
Maximum DC Operating Voltage	13.2VDC	26.4VDC	52.8VDC
Breakdown Voltage 100V/µsec	14.7-19.8V	33.1-38.2V	51.8-71.8V
Maximum Surge Current 10 x 1000µsec	10A	10A	10A
Maximum Capacitance	4.8µf	4.8µf	4.8µf
UL497B Clamping	21V	37V	71V
Warranty			
Product Warranty	10-year limited	10-year limited	10-year limited

3400/3800 Series Low-Voltage Data Line Surge Protective Modules

Leviton's 3400/3800 Series surge protection modules are designed to provide application-specific surge protection for factory automation and industrial control devices. They are available in various DC voltage configurations, connection types and mounting styles.

Features and Benefits

3400/3800 Series Modules

- Designed for mounting in standard equipment cabinets
- Wired-in surge protection for PLCs and other data networking devices
- Withstands surges at PLC devices in harsh industrial and high EMI environments
- Low clamping voltage
- Manufactured to ISO 9001:2000 standards
- Backed by a limited 10-year warranty



3863-DEV 3861-ETH



3420-35 3803-485

3400/3800 Series Low Voltage Data Line Surge Protective Modules

Cat. No.	Description	Voltage Rating	Application
3420-9	SPD with 3-Pin Header Connector, Surface Mount	9.6V DC	Devices operating on Allen-Bradley 4-20ma Signal Loop networks and other related protocols, 9V
3420-35	SPD with 3-Pin Header Connector, Surface Mount	38.5V DC	Devices operating on Allen-Bradley 4-20ma Signal Loop networks and other related protocols, 35V
3803-485	SPD with 6-Pin Header Connector, Surface Mount	9.6V DC	Devices operating on Allen-Bradley DH-485 networks and other related protocols
3803-DHP	SPD with 3-Pin Header Connector, Surface Mount	9.6V DC	Devices operating on Allen-Bradley "Blue Hose" networks and other related protocols
3803-MOD	SPD with 3-Pin Header Connector, Surface Mount	9.6V DC	Devices operating on Modbus and Modbus Plus networks and other related protocols
3860-GEF	SPD with 4-Position Terminal Block, Surface & DIN-Rail Mount	100V DC	Devices operating on GE Fanuc Control Bus networks and other related protocols
3861-ETH	SPD with RJ-45 Connector, Surface & DIN-rail Mount	19.8V DC	Devices operating on Allen-Bradley Ethernet PLC ports and CAT 3 networks and other related protocols
3862-CON	SPD with BNC Connector, Surface & DIN-Rail Mount	9.18V DC	Devices operating on Allen-Bradley ControlNet networks, CCTV and other related protocols
3863-DEV	SPD with 5-Pin Header Connector, Surface & DIN-Rail Mount	19.8V DC	Devices operating on DeviceNet networks and other related protocols

Continued on next page

LEVITON

LOW VOLTAGE: POWER AND DATA PROTECTION | 3400/3800 Series

Continued from previous page

Specifications for 3400/3800 Series Low Voltage Data Line Surge Protection Modules

Cat. No.	3420-9	3420-35	3803-485	3803-DHP	3803-MOD	3860-GEF	3861-ETH	3862-CON	3863-DEV
Performance Data									
Maximum DC Operating Voltage	(-)4.5 to 4.5	30VDC (V+ to G)	(-)4.5 to 4.5	(-)4.5 to 4.5	(-)4.5 to 4.5	100.4VDC (L-G) 16.4VDC (L-Shield)	19.8VDC (L-G) 5.6VDC (L-L)	9.18VDC (L-G) 9.18VDC (L-Shield)	19.8VDC (L-G) 5.6VDC (L-L)
Clamping Voltage	12Vpk	48Vpk	12Vpk	12Vpk	12Vpk	205.4Vpk (L-G) 60.7Vpk (L-Shield)	119Vpk (L-G) 56Vpk (L-L)	62.4Vpk (L-G) 36.8Vpk (L-Shield)	119Vpk (L-G) 56Vpk (L-L)
Maximum Surge Current	1kA	1kA	1kA	1kA	1kA	1kA	1kA	1kA	1kA
Maximum Capacitance	53pF (L-G) 53pF (L-L)	53pF (L-G) 53pF (L-L)	53pF (L-G) 53pF (L-L)	14.48pF (L-G) 7.48pF (L-L)	73pF (L-G) 2.2pF (L-L)	20pF (L-G) 20pF (L-L)	20pF (L-G) 20pF (L-L)	30pF (L-L)	20pF (L-L)
Warranty									
Product Warranty	10-year limited								

SPOTLIGHT

Surge Protection

Need assistance? To learn more about how to implement an effective surge protective network have a Surge Protection Expert contact you. Visit www.leviton.com/surge for more information.



Pin & Sleeve

G

North American Rated Plugs, Connectors
Inlets & Receptacles G-2
North American Rated Accessories G-11
International Rated Plugs, Connectors
Inlets & Receptacles G-16
Mechanical Interlocks G-21
Pin & Sleeve Coloring and Numbering G-26



LEVITON

NORTH AMERICAN RATED

North American Rated Devices

The Watertight Line. Superior Connection...Superior Protection

5100P7W



- Solid Brass Pins
- Reinforced Nylon Contact Carrier
- Terminal Screws, Stainless Steel (100A and 20-60A)
- Heavy-Duty Valox® 357 Exterior Cord Clamp



Accepts liquid-tight conduit with adapter accessory (p. G-20)

5100C7W



- Watertight Chloroprene Onion Skin Grommet
- Rear Terminals, Raised Lettering Identification
- Calibrated, Self-Adjusting Contacts
- Front Terminals, Raised Lettering Identification
- Super-Durable Valox® 357 Housing and external cord clamp



Super Tough Housing

- Provides maximum protection from abuse and environment
- Heavy-wall molding of Valox® 357 resists impact, heat, flame and chemicals
- Superior performance in low-to-high ambient temperature extremes (-40˚C to 60˚C)
- Excellent UV stability for superior outdoor performance (UL1682)
- V-0 flammability rating
- Fully insulated
- Color-coded by voltage for easy identification



External Cord Clamp

- Protects terminals from strain
- Accommodates a wide variety of cord sizes
- Excellent impact strength
- Excellent UV stability for superior outdoor performance (UL1682)
- V-0 flammability rating
- Accepts wire mesh strain relief



Internal Cord Clamp

- Secondary method for eliminating strain on terminals and conductors
- True IEC 60309-1 & 60309-2 acceptance
- Constructed of sturdy thermoplastic for tough environments
- Removes easily for user convenience



Spring Loaded Cover, Cover Arm, & Locking Rings

- Rings lock plug to connector
- Spring loaded cover closes automatically
- "Performance grade" Stainless Steel cover spring for superior corrosion-resistance and long life
- Excellent UV stability for outdoor use
- V-0 flammability rating
- Interior arm design in 60 and 100 amp helps eliminate breakage



Gasket/Grommet

- Prevents moisture, dust, and contaminants from entering housing or pin/contact carrier
- Solid chloroprene for positive seal and excellent chemical/corrosion-resistance
- Onion skin design on grommet provides precise watertight fit, eliminating the need to choose from multiple grommets that may not fit the cable jacket precisely

Valox® is a registered trademark of SABIC

Features and Benefits

- Rugged housing, made of superior performance Valox® 357, provides maximum corrosion protection and makes the device more resistant to impact, abuse and temperature extremes. V-0 flame rated and superior UV stability
- Contact carrier resists arcing and internal heat build up; 60 and 100 amp contact/pin carriers are made of reinforced nylon for even greater strength and temperature resistance
- Zinc-coated steel terminal screws on 20A and 30A devices
- Brass terminal screws on 60A devices
- Dependable, clean brass construction for long life, reliable electrical contact, maximum conductivity, and corrosion resistance
- Watertight chloroprene onion skin grommet provides a precise, reliable seal at the cable entry point
- Ground, neutral and phase terminals are clearly identified by color coding or letters and numbering on both front and back sides
- Multiple contact points assure a continuously reliable electrical connection
- Engineered to IP67 Watertight Standards
- North American Rated Devices 20, 30, 60 and 100 Amp
- Meets North American IEC 60309-1 and 60309-2 Standards
- UL Rated for both 50 and 60 Hz applications
- Rockwell Automation Encompass™ Product Partner
- Backed by a limited 2-year warranty



Pin & Contact Carrier, 60 & 100 Amp

- Protects pins and contacts, holding them firmly in place
- Pin carrier and contact carrier constructed of glass fiber reinforced nylon for maximum impact resistance and maximum protection of pins and contacts
- Superior arc-tracking resistance
- Excellent heat-resistance and flame resistance
- Chamfered wire entry makes wiring easier



Pin & Contact Carrier, 20 & 30 Amp

- Pin carrier and contact carrier constructed of nylon for maximum impact resistance and maximum protection of pins and contacts
- Terminal screws are aligned on a single plane for easier access
- Internal hinged cord clamp adds strain-relief and swings aside when wiring terminals
- Large diameter combination head terminal screws



Pins

- Designed for manageable insertion/withdrawal force
- Clean brass construction resists corrosion, provides superior contact and low electrical resistance
- Rounded tips reduce insertion force and decrease wear on the contact surface area



Sleeves (Contacts)

- Designed for manageable insertion/withdrawal force
- Clean brass construction resists corrosion, provides superior contact and low electrical resistance
- Self-adjusting, machine-calibrated contacts for accurate contact pressure designed for superior wiping and cleaning action
- Made from high performance Swedish Industrial Standard (SIS) Brass 5170-04
- Positioned at sleeve entrance, stainless steel spring enables pin cleaning at earliest point of entry



Terminal Screws

- Engineered to provide maximum holding power and lowest electrical resistance
- Accepts a wide range of conductors
- Double screws ensure secure connection
- Direct bearing pressure terminals for 20, 30 and 60 Amp ratings; pressure clamp termination for 100 Amp devices

LEVITON

NORTH AMERICAN RATED | 20A and 30A Watertight

20A and 30A Watertight Pin & Sleeve Devices — North American Rated


Plug — 320P4W


Connector — 320C4W


Receptacle — 420R9W


Inlet — 420B9W


Back Box — BX230-V

Features and Benefits

- Engineered to IP67 Watertight Standards
- Backed by a limited 2-year warranty
- Meet North American IEC 60309-1 and 60309-2 Standards

20A and 30A Watertight Pin & Sleeve Devices

Amp	Wiring	Voltage AC	Color	Connector/ Receptacle	Plug/ Inlet	Cat. No. Plug	Cat. No. Connector	Cat. No. Receptacle	Cat. No. Inlet	Cat. No. Back Box
20	2p3w	125	Yellow			320P4W	320C4W	320R4W	320B4W	BX230-V
	2p3w	250	Blue			320P6W	320C6W	320R6W	320B6W	BX230-V
	2p3w	480	Red			320P7W	320C7W	320R7W	320B7W	BX230-V
	3p4w	125/250	Orange			420P12W	420C12W	420R12W	420B12W	BX230-V
	3p4w	3Ø250	Blue			420P9W	420C9W	420R9W	420B9W	BX230-V
	3p4w	3Ø480	Red			420P7W	420C7W	420R7W	420B7W	BX230-V
	3p4w	3Ø600	Black			420P5W	420C5W	420R5W	420B5W	BX230-V
	4p5w	3ØY120/208	Blue			520P9W	520C9W	520R9W	520B9W	BX230-V
	4p5w	3ØY277/480	Red			520P7W	520C7W	520R7W	520B7W	BX230-V
	4p5w	3ØY347/600	Black			520P5W	520C5W	520R5W	520B5W	BX230-V
30	2p3w	125	Yellow			330P4W	330C4W	330R4W	330B4W	BX230-V
	2p3w	250	Blue			330P6W	330C6W	330R6W	330B6W	BX230-V
	2p3w	480	Red			330P7W	330C7W	330R7W	330B7W	BX230-V
	3p4w	125/250	Orange			430P12W	430C12W	430R12W	430B12W	BX230-V
	3p4w	3Ø250	Blue			430P9W	430C9W	430R9W	430B9W	BX230-V
	3p4w	3Ø480	Red			430P7W	430C7W	430R7W	430B7W	BX230-V
	3p4w	3Ø600	Black			430P5W	430C5W	430R5W	430B5W	BX230-V
	4p5w	3ØY120/208	Blue			530P9W	530C9W	530R9W	530B9W	BX230-V
	4p5w	3ØY277/480	Red			530P7W	530C7W	530R7W	530B7W	BX230-V
	4p5w	3ØY347/600	Black			530P5W	530C5W	530R5W	530B5W	BX230-V

60A and 100A Watertight Pin & Sleeve Devices — North American Rated



Plug — 4100P12W



Connector — 4100C12W



Receptacle — 360R6W



Inlet — 360B7W



Back Box — BX100-V

Features and Benefits

- Engineered to IP67 Watertight Standards
- Backed by a limited 2-year warranty
- Meet North American IEC 60309-1 and 60309-2 Standards

60A and 100A Watertight Pin & Sleeve Devices

Amp	Wiring	Voltage AC	Color	Connector/ Receptacle	Plug/ Inlet	Cat. No. Plug	Cat. No. Connector	Cat. No. Receptacle	Cat. No. Inlet	Cat. No. Back Box
60	2p3w	125	Yellow			360P4W	360C4W	360R4W	360B4W	BX60-V
	2p3w	250	Blue			360P6W	360C6W	360R6W	360B6W	BX60-V
	2p3w	480	Red			360P7W	360C7W	360R7W	360B7W	BX60-V
	3p4w	125/250	Orange			460P12W	460C12W	460R12W	460B12W	BX60-V
	3p4w	3Ø250	Blue			460P9W	460C9W	460R9W	460B9W	BX60-V
	3p4w	3Ø480	Red			460P7W	460C7W	460R7W	460B7W	BX60-V
	3p4w	3Ø600	Black			460P5W	460C5W	460R5W	460B5W	BX60-V
	4p5w	3ØY120/208	Blue			560P9W	560C9W	560R9W	560B9W	BX60-V
	4p5w	3ØY277/480	Red			560P7W	560C7W	560R7W	560B7W	BX60-V
	4p5w	3ØY347/600	Black			560P5W	560C5W	560R5W	560B5W	BX60-V
100	2p3w	125	Yellow			3100P4W	3100C4W	3100R4W	3100B4W	BX100-V
	2p3w	250	Blue			3100P6W	3100C6W	3100R6W	3100B6W	BX100-V
	2p3w	480	Red			3100P7W	3100C7W	3100R7W	3100B7W	BX100-V
	3p4w	125/250	Orange			4100P12W	4100C12W	4100R12W	4100B12W	BX100-V
	3p4w	3Ø250	Blue			4100P9W	4100C9W	4100R9W	4100B9W	BX100-V
	3p4w	3Ø480	Red			4100P7W	4100C7W	4100R7W	4100B7W	BX100-V
	3p4w	3Ø600	Black			4100P5W	4100C5W	4100R5W	4100B5W	BX100-V
	4p5w	3ØY120/208	Blue			5100P9W	5100C9W	5100R9W	5100B9W	BX100-V
	4p5w	3ØY277/480	Red			5100P7W	5100C7W	5100R7W	5100B7W	BX100-V
	4p5w	3ØY347/600	Black			5100P5W	5100C5W	5100R5W	5100B5W	BX100-V

NORTH AMERICAN RATED | Dimensions

Plugs — North American Rated

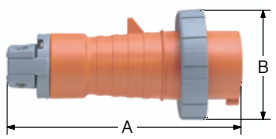

20A, 30A Plug



60A, 100A Plug

Dimensions for Plugs

Cat. No.	Amps	Unit (inches) A	Unit (inches) B	Unit (mm) A	Unit (mm) B	Cord Grip Range (Inches)	Cord Grip Range (mm)
320P	20	5.83	2.80	148	71	0.350 -0.860	9 - 22
420P	20	6.46	3.11	164	79	0.350 -0.860	9 - 22
520P	20	6.61	3.43	168	87	0.437 -1.187	11 - 30
330P	30	6.85	3.70	174	94	0.437 -1.187	11 - 30
430P	30	6.85	3.70	174	94	0.437 -1.187	11 - 30
530P	30	7.40	3.98	188	101	0.437 -1.450	11 - 37
360P	60	10.83	4.49	275	114	0.670 -1.625	17 - 41
460P	60	10.83	4.49	275	114	0.670 -1.625	17 - 41
560P	60	10.83	4.49	275	114	0.670 -1.625	17 - 41
3100P	100	12.3	5.00	312	127	0.950 -1.875	24 - 48
4100P	100	12.3	5.00	312	127	0.950 -1.875	24 - 48
5100P	100	12.3	5.00	312	127	0.950 -1.875	24 - 48

Connectors — North American Rated



20A, 30A Connector



60A, 100A Connector

Dimensions for Connectors

Cat. No.	Amps	Unit (inches) A	Unit (inches) B	Unit (mm) A	Unit (mm) B	Cord Grip Range (Inches)	Cord Grip Range (mm)
320C	20	6.73	3.19	171	81	0.350 -0.860	9 - 22
420C	20	7.36	3.46	187	88	0.350 -0.860	9 - 22
520C	20	7.95	3.82	202	97	0.437 -1.187	11 - 30
330C	30	7.95	4.02	202	102	0.437 -1.187	11 - 30
430C	30	7.95	4.02	202	102	0.437 -1.187	11 - 30
530C	30	8.27	4.29	210	109	0.437 -1.450	11 - 37
360C	60	11.26	4.41	286	112	0.670 -1.625	17 - 41
460C	60	11.26	4.41	286	112	0.670 -1.625	17 - 41
560C	60	11.26	4.41	286	112	0.670 -1.625	17 - 41
3100C	100	12.8	4.84	325	123	0.950 -1.875	24 - 48
4100C	100	12.8	4.84	325	123	0.950 -1.875	24 - 48
5100C	100	12.8	4.84	325	123	0.950 -1.875	24 - 48

Inlets — North American Rated

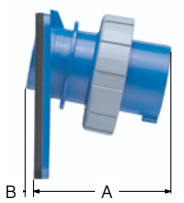

20A, 30A Inlet



60A, 100A Inlet

Dimensions for Inlets

Cat. No.	Amps	Unit (inches) A	Unit (inches) B	Unit (mm) A	Unit (mm) B
320B	20	1.85	0.39	47	10
420B	20	2.09	0.39	53	10
520B	20	2.32	0.39	59	10
330B	30	2.36	0.47	60	12
430B	30	2.36	0.47	60	12
530B	30	2.64	0.47	67	12
360B	60	3.15	1.97	80	50
460B	60	3.15	1.97	80	50
560B	60	3.15	1.97	80	50
3100B	100	3.50	2.21	89	56
4100B	100	3.50	2.21	89	56
5100B	100	3.50	2.21	89	56

Receptacles — North American Rated



20A, 30A Receptacle



60A, 100A Receptacle

Dimensions for Receptacles

Cat. No.	Amps	Unit (inches) A	Unit (inches) B	Unit (inches) C	Unit (mm) A	Unit (mm) B	Unit (mm) C
320R	20	1.77	2.24	3.74	45	57	95
420R	20	1.77	2.24	3.74	45	57	95
520R	20	1.85	2.24	3.90	47	57	99
330R	30	2.20	2.40	4.10	56	61	104
430R	30	2.20	2.40	4.10	56	61	104
530R	30	2.20	2.44	4.37	56	62	111
360R	60	3.50	1.89	4.37	89	48	111
460R	60	3.50	1.89	4.37	89	48	111
560R	60	3.50	1.89	4.37	89	48	111
3100R	100	3.94	2.28	4.80	100	58	122
4100R	100	3.94	2.28	4.80	100	58	122
5100R	100	3.94	2.28	4.80	100	58	122

Inlets & Receptacles Drilling Plans — North American Rated

Drilling Plans for Inlets & Receptacles								
Device Size	Device	A		B		C (min)		D
		inches	mm	inches	mm	inches	mm	
20A; 3-wire:	Receptacle	2.13	54	2.17	55	3.94	100	#8
	Inlet	1.93	49	1.73	44	3.35	85	#8
20A; 4-wire:	Receptacle	2.52	64	2.36	60	4.33	110	#8
	Inlet	2.32	59	2.05	52	3.94	100	#8
20A; 5-wire:	Receptacle	2.87	73	2.72	69	3.94	100	#8
	Inlet	2.32	59	2.05	52	3.94	100	#8
30A; 3-wire:	Receptacle	2.99	76	2.72	69	5.12	130	#8
	Inlet	2.56	65	2.40	61	4.53	115	#8
30A; 4-wire:	Receptacle	2.99	76	2.72	69	5.12	130	#8
	Inlet	2.56	65	2.40	61	4.53	115	#8
30A; 5-wire:	Receptacle	3.11	79	2.72	69	5.71	145	#8
	Inlet	2.56	65	2.40	61	4.53	115	#8
60A	All	2.76	70	2.40	61	6.69	170	#8
100A	All	3.19	81	2.80	71	7.87	200	#8

Drilling Plans

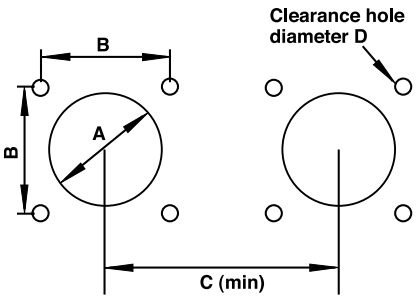

SPOTLIGHT
Industrial Devices

For over 107 years, Leviton has been helping businesses power their equipment safely, reliably, and efficiently. The Leviton line of rugged industrial electrical products comprises devices rated up to 1100A at 1000V, and includes devices with watertight and dust-tight ratings. For more information on Industrial devices visit us online at www.leviton.com/industrial



UL 1682 & 1686 Performance Specifications — North American Rated

Electrical		
Category	**Specifications**	
Dielectric Voltage	Devices rated ≤300V: 2000V for 1 min. Devices rated >300V: 3000V for 1 min.	
Insulation Resistance	500V for 1 min. insulation resistance ≥5 megohms	
Ground Path Current	Apply high current for short time and maintain continuity	
Overload	150% of rated current and 100% of rated voltage for 50 cycles (Power factor 0.75-0.80)	
Current Interrupting	Certified for current interrupting at full-rated current and voltage	
Temperature Rise	Max 30°C rise at full rated current (after overload)	
Resistance to Arcing	Continuation of overload for additional 200 cycles	
Endurance with Load	**Device**	**# Cycles with Load**
	20A	5000 Rated Current, Voltage
	30A, 60A	1000 Rated Current, Voltage
	100A (Power Factor 0.75 – 0.80)	250 Rated Current, Voltage



460P7W

Mechanical		
Category	**Specifications**	
Mold Stress Relief	70°C for 7 hrs	
Humidity	32°C, 93% humidity, 168 hrs	
Cable Secureness	Pull force and apply torque for 1 minute	
Impact	Drop from 30" 8 times after conditioning to -25°C, for 6 hrs	
Crush	250 lbs for 1 min after -25°C for 6 hrs	
Withdrawal Force	Pull for one minute	
Strength of Insulating Base and Support	110% of specified tightening torque on terminal screws	
Polarization Integrity	Matching devices will not mate so that ground is energized even when polarization feature is removed and 40-lb insertion force applied	
Endurance with Load	**Device**	**Total # Cycles (connect & disconnect)**
	20A	5000
	30A, 60A	2000
	100A	500



460C12W

Environmental	
Category	**Specifications**
Flammability	V-2 or better on 20 and 30 Amp devices per UL 94 or CSA 22.2 #0.6 ; V-0 on 60 and 100 Amp devices
Resistance to Corrosion	Ferrous parts immersed in 10% ammonium chloride solution at 20°C for 10 min.
Moisture Resistance per UL 1682	Watertight: Device immersed for 24 hrs in 5 cm of 25°C water Splashproof: 1" dia. water stream at 15 PSI from 10 ft. for 5 minutes
UV Resistance	Exposed plastic materials are UV stabilized

Continued on next page

LEVITON

NORTH AMERICAN RATED | UL Performance Specifications

Continued from previous page

UL 1682 & 1686 Performance Specifications — North American Rated

Short-Time Grounding Test Currents

Device Rating Amperes	Minimum Size Equipment Grounding Conductor (Copper) AWG	(mm2)	Time Seconds	Test Current Amperes
20	12	(3.3)	4	470
30	10	(5.3)	4	750
60	10	(5.3)	4	750
100	8	(8.4)	4	1180

Ground-path integrity is of critical importance to safe operation of industrial equipment. Leviton pin and sleeve devices are tested by applying a test current through their ground path that far exceeds the device rating. All devices are properly wired and connected to line current at rated values. Then the ground path is subjected to a dramatic, sudden increase in current for 4 seconds. In all cases, the ground pin, sleeve and terminals of the devices must sustain the test current, continue to function properly, and show no evidence of damage or deterioration in any electrical or mechanical elements of the ground path. Test current values and test parameters are displayed in the above chart

Cord Secureness Test Values

Device Rating Amperes	Force lb	N	Torque ft-lb	N • M	Maximum Displacement inches	mm
20	30	133	0.4	0.54	≤3/32	2.38
30	75	333	0.5	0.68	≤3/32	2.38
60	150	667	1.0	1.4	≤3/32	2.38
100	150	667	2.0	2.7	≤3/32	2.38

Heavy cord stress is typical of industrial applications. To assure you of top performance, Leviton pin and sleeve devices are subjected to a punishing series of tests to confirm they can absorb heavy cord pulls. The cord conductors wired to devices are simultaneously twisted and pulled. Values for the applied twisting torque and force of pull are shown above. In all cases, the cord displacement is less than 3/32 inches

Minimum Withdrawal Force

Device Rating Amperes	Minimum Withdrawal Force lb	N
20	5	22
30	6	27
60	15	67
100	20	89

In industrial settings, inadvertent disconnection of power can be troublesome at best, dangerous at worst, and unacceptable in any case. To verify that Leviton pin and sleeve plugs and connectors remain securely connected, they are tested to establish the minimum force required for withdrawal. In establishing these minimum withdrawal forces, the plugs and connectors are properly mated, but not locked, with locking rings or other mechanical means. The pins and sleeves provide the only resistance to the force of withdrawal. In all cases, the values in the table above show the minimum force required to separate the plugs and connectors

SPOTLIGHT
Industrial Devices

For over 107 years, Leviton has been helping businesses power their equipment safely, reliably, and efficiently. The Leviton line of rugged industrial electrical products comprises devices rated up to 1100A at 1000V, and includes devices with watertight and dust-tight ratings. For more information on Industrial devices visit us online at www.leviton.com/industrial



Accessories

Valox® Back Boxes — North American Rated



BX230-V



BX100-V
(Same Geometery as BX60-V)

Valox® Back Boxes for Watertight Inlets and Receptacles

Application	Hub Size Used (inches)	Cat. No.
20 & 30 Amp. No Adapter Plate Required	1.0	BX230-V
60 Amp. Adapter Plate Included	1.5	BX60-V
100 Amp. Adapter Plate Included	2.0	BX100-V

Hubs sold separately

Dimensions for Valox® Back Boxes

Description	Unit	A	B	C	D	E	F	G
20 Amp & 30 Amp	inch	6.69"	5.91"	4.53"	3.90"	2.35"	2.35"	0.25"
	mm	170.0	150.0	115.0	99.0	60.0	60.0	6.5
60 Amp	inch	7.68"	6.92"	5.20"	4.65"	2.99"	2.99"	0.31"
	mm	195.0	176.0	132.0	118.0	76.0	76.0	8.0
100 Amp	inch	8.23"	7.39"	6.30"	5.71"	3.99"	3.3"3	0.33"
	mm	209.0	188.0	160.0	145.0	101.0	84.5	8.5

Valox® is a registered trademark of SABIC

Back Boxes

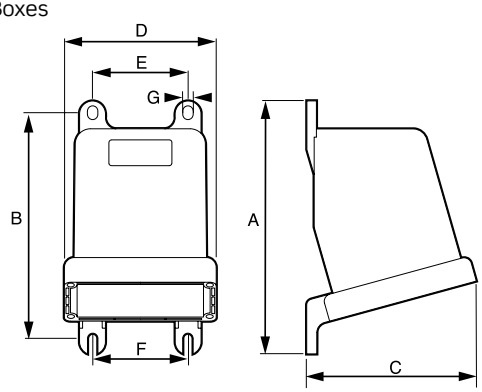

Replacement Valox® Adapter Plates — North American Rated



AP60



AP100

Replacement Valox® Adapter Plates for Leviton and Hubbell Back Boxes

Application	Cat. No.
60 Amp Watertight Inlets & Receptacles	AP60
100 Amp Watertight Inlets & Receptacles	AP100

Dimensions for Valox® Adapter Plates

Description	Unit	A	B	C	D	E	F	R
60 Amp	inch	2.76	3.86	4.50	3.88	.40	.20	1.28
	mm	70	98	114	98.5	10	5	32.5
100 Amp	inch	3.23	4.88	5.50	4.60	.40	.22	1.50
	mm	82	124	140	117	10	5.5	38

Valox® is a registered trademark of SABIC

Adapter Plates

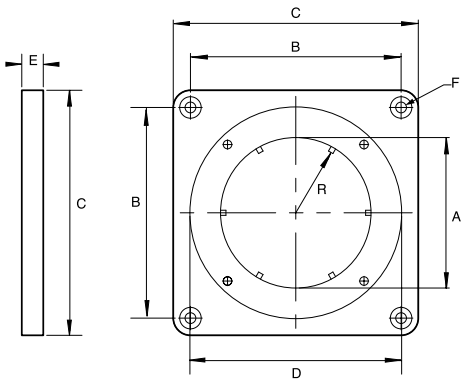

Watertight Hubs With Insulated Throat — North American Rated

Conduit hubs of die-cast zinc provide a positive ground with insulated throats to prevent wire abrasion. Embedded O-ring ensures a watertight seal.


HUB-200 Front


HUB-200 Back

Watertight Hubs for Mechanical Interlocks and Back Boxes

Description	Size (inches)	Cat. No.
Die-cast zinc conduit hubs w/ insulated throat and embedded O-ring	0.75	HUB-034
	1.0	HUB-100
	1.25	HUB-114
	1.5	HUB-112
	2.0	HUB-200

Protective Closure Caps


PC420


PC60


PC100

Protective Closure Caps for Plugs and Inlets

Application North American	Application International	Cat. No. Watertight
20 Amp, 3-Wire	16 Amp, 3-Wire	PC320
20 Amp, 4-Wire	16 Amp, 4-Wire	PC420
20 Amp, 5-Wire	16 Amp, 5-Wire	PC520
30 Amp, 3-, 4-Wire	32 Amp, 3-, 4-Wire	PC3430
30 Amp, 5-Wire	32 Amp, 5-Wire	PC530
All 60 Amp	All 63 Amp	PC60
All 100 Amp	All 125 Amp	PC100

LEVITON

NORTH AMERICAN RATED | Accessories, Lockouts and Closure Kits

Lockout/Tagout — North American Rated



PLG1



In Use With PLUG



In Use With INLET

Lockout/Tagout for Pin and Sleeve Devices	
Application	**Cat. No.**
Can be used for any IEC 60309-1 and 60309-2 pin and sleeve plugs or inlets	PLG1

Replacement Watertight Closure Kit — North American Rated



CA520



CA100

Replacement Watertight Closure Cover Kit for Connectors and Receptacles	
Application	**Cat. No.**
20 Amp, 3-wire	CA320
20 Amp, 4-wire	CA420
20 Amp, 5-wire	CA520
30 Amp, 3 -, 4-wire	CA343
30 Amp, 5-wire	CA530
All 60 Amp	CA060
All 100 Amp	CA100

Replacement Watertight Locking Ring — North American Rated



RA420



RA100

Replacement Watertight Locking Ring for Plugs and Inlets	
Application	**Cat. No.**
20 Amp, 3-wire	RA320
20 Amp, 4-wire	RA420
20 Amp, 5-wire	RA520
30 Amp, 3-, 4-wire	RA343
30 Amp, 5-wire	RA530
All 60 Amp	RA060
All 100 Amp	RA100

Replacement Grommets for Plugs and Connectors	
Application	**Cat. No.**
20A, 3-, 4-wire	GROMT-020
20A, 5-wire: 30A, 3-, 4-wire	GROMT-023
30A, 5-wire	GROMT-030
All 60A	GROMT-060
All 100A	GROMT-100

Liquid-Tight Adapters — North American Rated



L7902 Straight Male Liquid-Tight Grip
for use with flexible metal conduit



SAD125

Liquid-Tight Adapters for Plugs and Connectors			
Application	**NPT Size Adapter**	**Cat. No. Adapter**	**Cat. No. Straight Male Fitting**
20 Amp, 3-, 4-wire	1/2" NPT	SAA12	L7902
20 Amp, 5-wire	1/2" NPT	SAB12	L7902
30 Amp, 3-, 4-wire	3/4" NPT	SAB34	L7903
30 Amp, 5-wire	3/4" NPT	SAC34	L7903
30 Amp, 5-wire	1" NPT	SAC100	L7904
60 Amp, All	1 ¼" NPT	SAC125	L7905
100 Amp, All	1 ¼" NPT	SAD125	L7905

INTERNATIONAL RATED | 16A, 32A, 63A Splashproof and 125A Watertight

International-Rated Devices

Plugs, Connectors, Inlets & Receptacles

Leviton offers international-rated pin and sleeve devices available in 16, 32, 63 and 125 Amps. These IEC 60309-1 and 60309-2 compliant devices are ideal for use overseas where voltage and amperage requirements differ from North American standards, but where rigorous performance, quality and reliability criteria need to be met. Our 16, 32 and 63 Amp devices have an environmental classification of splashproof (IP44), and 125 Amp devices are classified as watertight (IP67).

Features and Benefits

- Rockwell Automation Encompass™ Product Partner
- Classified to IEC Standards 60309-1 and 60309-2
- CE Marking per low-voltage directives 73/23/EEC, 93/68/EEC



SP516C6 SP516P6



SP516R6



SP516B6

Splashproof and Watertight International Rated Devices

Amp	Wiring	Voltage AC	Color	Connector/ Receptacle	Plug/ Inlet	Cat. No. Plug	Cat. No. Connector	Cat. No. Receptacle	Cat. No. Inlet
16	2p3w	100 – 130	Yellow			SP316P4	SP316C4	SP316R4	SP316B4
	2p3w	200 - 250	Blue			SP316P6	SP316C6	SP316R6	SP316B6
	3p4w	380 – 415	Red			SP416P6	SP416C6	SP416R6	SP416B6
	4p5w	200/346 – 240/415	Red			SP516P6	SP516C6	SP516R6	SP516B6
32	2p3w	200 - 250	Blue			SP332P6	SP332C6	SP332R6	SP332B6
	3p4w	380 – 415	Red			SP432P6	SP432C6	SP432R6	SP432B6
	3p4w	3Ø380 – 3Ø440	Gray			432P3WL**	432C3WL**	—	—
	4p5w	200/346 – 240/415	Red			SP532P6	SP532C6	SP532R6	SP532B6
63	2p3w	250	Blue			SP363P6	SP363C6	SP363R6	SP363B6
	3p4w	380 – 415	Red			SP463P6	SP463C6	SP463R6	SP463B6
	4p5w	200/346 – 240/415	Red			SP563P6	SP563C6	SP563R6	SP563B6
125	2p3w	250	Blue			3125P6W	3125C6W	3125R6W	3125B6W
	3p4w	380 – 415	Red			4125P6W	4125C6W	4125R6W	4125B6W
	4p5w	200/346 – 240/415	Red			5125P6W	5125C6W	5125R6W	5125B6W

*Consult the factory for availability before placing your order.
These are specialty order items and are not regularly stocked.
**This device has North American 30 Amp construction and is used in refrigerated container applications

Plugs — International Rated



16A, 32A Plug



63A Plug

Dimensions for Plugs

Cat. No.	Amps	Unit (inches) A	B	C	Unit (mm) A	B	C	Cord Grip Range Dia. (Inches)	Cord Grip Range Dia.(mm)
SP316P	16	4.92	2.48	3.46	125	63	88	.276 -.511	7 - 13
SP416P	16	5.59	2.87	4.13	142	73	105	.315 -.669	8 - 17
SP516P	16	5.59	2.99	4.13	142	76	105	.315 -.669	8 - 17
SP332P	32	6.38	3.35	4.57	162	85	116	.433 -.827	11 - 20
SP432P	32	6.38	3.35	4.57	162	85	116	.433 -.827	11 - 20
SP532P	32	6.38	3.54	4.57	162	90	116	.433 -.827	11 - 20
SP363P	63	8.46	4.06	—	215	103	—	.669 -1.378	17 - 35
SP463P	63	8.46	4.06	—	215	103	—	.669 -1.378	17 - 35
SP563P	63	8.46	4.06	—	215	103	—	.669 -1.378	17 - 35

Connectors — International Rated



16A, 32A Connector



63A Connector

Dimensions for Connectors

Cat. No.	Amps	Unit (inches) A	B	Unit (mm) A	B	Cord Grip Range Dia. (Inches)	Cord Grip Range Dia.(mm)
SP316C	16	5.28	2.95	134	75	.276 -.511	7 - 13
SP416C	16	6.06	3.39	154	86	.315 -.669	8 - 17
SP516C	16	6.06	3.54	154	90	.315 -.669	8 - 17
SP332C	32	6.97	3.78	177	96	.433 -.827	11 - 20
SP432C	32	6.97	3.78	177	96	.433 -.827	11 - 20
SP532C	32	6.97	3.94	177	100	.433 -.827	11 - 20
SP363C	63	8.82	4.41	224	112	.669 -1.378	17 - 35
SP463C	63	8.82	4.41	224	112	.669 -1.378	17 - 35
SP563C	63	8.82	4.41	224	112	.669 -1.378	17 - 35

Continued on next page

INTERNATIONAL RATED | Dimensions

Continued from previous page

Plugs — International Rated Devices

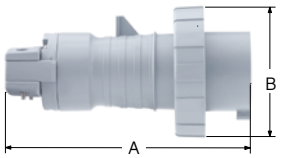

432P3WL

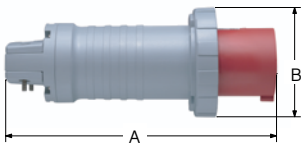

125A Plug

Dimensions for Plugs

Cat. No.	Amps	Unit (inches) A	Unit (inches) B	Unit (mm) A	Unit (mm) B	Cord Grip Range Dia. (Inches)	Cord Grip Range Dia.(mm)
432P3WL	32	5.79	3.70	147	94	.437 - 1.450	11 - 37
3125P	125	12.32	5.12	313	130	.950 - 1.875	24 - 48
4125P	125	12.32	5.12	313	130	.950 - 1.875	24 - 48
5125P	125	12.32	5.12	313	130	.950 - 1.875	24 - 48

Connectors — International Rated Devices



432C3WL



125A Connector

Dimensions for Connectors

Cat. No.	Amps	Unit (inches) A	Unit (inches) B	Unit (mm) A	Unit (mm) B	Cord Grip Range Dia. (Inches)	Cord Grip Range Dia.(mm)
432C3WL	32	6.97	4.02	177	102	.437 - 1.187	11 - 30
3125C	125	12.80	4.80	325	122	.950 - 1.875	28 - 48
4125C	125	12.80	4.80	325	122	.950 - 1.875	28 - 48
5125C	125	12.80	4.80	325	122	.950 - 1.875	28 - 48

Inlets — International Rated Devices



16A, 32A Inlet



63A Inlet



125A Inlet

Dimensions for Inlets

Cat. No.	Amps	Unit (inches)		Unit (mm)	
		A	B	A	B
SP316B	16	.85	1.83	21.5	46.5
SP416B	16	.83	1.85	21	47
SP516B	16	.83	1.83	21	46.5
SP332B	32	.95	2.19	24.5	55.5
SP432B	32	.95	2.19	24.5	55.5
SP532B	32	.98	2.19	25	55.5
SP363B	63	1.97	3.0	50	78
SP463B	63	1.97	3.0	50	78
SP563B	63	1.97	3.0	50	78
3125B	125	3.50	2.21	89	56
4125B	125	3.50	2.21	89	56
5125B	125	3.50	2.21	89	56

Receptacles — International Rated Devices


16, 32A Receptacle

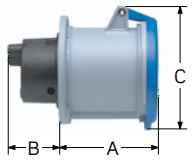

63A Receptacle



125A Receptacle

Dimensions for Receptacles

Cat. No.	Amps	Unit (inches)			Unit (mm)		
		A	B	C	A	B	C
SP316R	16	2.20	1.14	2.87	56	29	73
SP416R	16	2.28	1.18	3.43	58	30	87
SP516R	16	2.36	1.22	3.50	60	31	89
SP332R	32	2.76	1.34	3.66	70	34	93
SP432R	32	2.76	1.34	3.66	70	34	93
SP532R	32	2.76	1.34	3.90	71	34	99
SP363R	63	3.43	1.89	4.41	87	48	112
SP463R	63	3.43	1.89	4.41	87	48	112
SP563R	63	3.43	1.89	4.41	87	48	112
3125R	125	3.94	2.28	4.80	100	58	122
4125R	125	3.94	2.28	4.80	100	58	122
5125R	125	3.94	2.28	4.80	100	58	122

INTERNATIONAL RATED | Drilling Plan for Inlets and Receptacles

International Rated Devices

Drilling Plan for Inlets & Receptacles

Device Size		A		B		C (min)		D	
		inches	mm	inches	mm	inches	mm	inches	mm
16A; 3-wire:	Receptacle	1.93	49	1.73	44	3.35	85	.185	4.7
	Inlet	1.93	49	1.73	44	3.35	85	.185	4.7
16A; 4-wire:	Receptacle	2.32	59	2.05	52	3.94	100	.185	4.7
	Inlet	2.32	59	2.05	52	3.94	100	.185	4.7
16A; 5-wire:	Receptacle	2.32	59	2.05	52	3.94	100	.185	4.7
	Inlet	2.32	59	2.05	52	3.94	100	.185	4.7
32A; 3-wire:	Receptacle	2.60	66	2.40	61	4.53	115	.185	4.7
	Inlet	2.60	66	2.40	61	4.53	115	.185	4.7
32A; 4-wire:	Receptacle	2.60	66	2.40	61	4.53	115	.185	4.7
	Inlet	2.60	66	2.40	61	4.53	115	.185	4.7
32A; 5-wire:	Receptacle	2.60	66	2.40	61	4.53	115	.185	4.7
	Inlet	2.60	66	2.40	61	4.53	115	.185	4.7
63A	All	2.76	70	2.40	61	6.69	170	.185	4.7
125A	All	3.47	88	2.80	71	7.87	200	.280	7.1

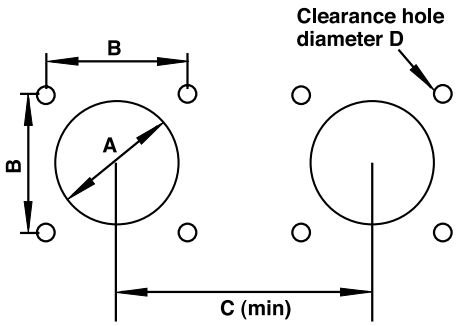

SPOTLIGHT
Industrial Devices

For over 107 years, Leviton has been helping businesses power their equipment safely, reliably, and efficiently. The Leviton line of rugged industrial electrical products comprises devices rated up to 1100A at 1000V, and includes devices with watertight and dust-tight ratings. For more information on Industrial devices visit us online at www.leviton.com/industrial



Powerswitch® Mechanical Interlocks — North American Rated

Powerswitch® Mechanical Interlock devices incorporate a safety disconnect switch and IEC receptacle in a non-metallic watertight enclosure. The interlock mechanism prevents making and breaking of power under load. The switch cannot be actuated to the ON position until an IEC compatible plug is fully inserted and the plug cannot be removed until the switch is in the OFF position. The complete IEC 60309-1 and 60309-2 system of plugs, connectors, inlets and mechanical interlock devices can be used for both retrofit and new installations for enhanced safety and performance in critical power connections.

Features and Benefits

- 20, 30, 60 Amp non-fused and fused
- 100 Amp non-fused and breakered
- Engineered to IP67 Watertight Standards
- Fused models accept "Class J" time-delay fuses
- Backed by a limited 2-year warranty

420MF9W



- Liquid-tight conduit fitting can be installed for top or bottom feed. Conduit hub sold separately
- Stainless steel screws are captive and will not fall out when cover is opened
- Red "pistol grip" handle provides visual confirmation of switch's status
- Integrated lockout handle meets OSHA safety regulations
- Impact, UV and chemical-resistant Valox® enclosure rated to UL and IEC watertight standards
  - Type 3R, 4X & 12K
  - IP67
- Circuit identification pad for identifying specific equipment loads
- Color-coded receptacle cover indicates voltage rating of device and seals against water and other contaminants when not in use

420MF9W



- Pre-wired grounding plate connects to metal conduit grounding system
- Generous wiring space for drip loop or top to bottom wiring
- Brass threaded inserts will not strip, provide higher torque, and form tighter seal between back box and cover
- Disconnect switch with integrated fuse holder offers proven performance in a compact package
  - Fused cartridges accept "Class J" fuses (not included)
  - One factory installed auxiliary contact (normally opened – 10 Amp). Additional auxiliary contact available
  - Easily accessible neutral and ground terminal blocks
- Pre-wired IEC receptacle accepts all manufacturer's IEC 60309-2 plugs
- Rugged hinge mechanism pivots 180° for easy access during installation and maintenance

Valox® is a registered trademark of SABIC

powerswitch®

LEVITON

MECHANICAL INTERLOCKS

North American Watertight Breakered Mechanical Interlocks — 20A, 30A, 60A and 100A

Features and Benefits

- Enclosures are rated Type 3R, 4X & 12K, IP67
- Listed to UL 231 and 1686
- Certified to CSA Standard C22.2 number 182.1 and 14
- Classified to IEC Standards 60309-1 and 60309-2
- CE marking per low-voltage directives 73/23/EEC and 93/68/EEC
- Switches are listed to UL 508 for non-fused and UL 98 for fused models (including 100 Amp non-fused) and breakered models

4100MB9W

Stainless steel screws are captive and will not fall out when cover is opened

Red “pistol grip” handle provides visual confirmation of switch’s status: ON, OFF, TRIPPED

Integrated lockout handle meets OSHA safety regulations

Circuit identification pad for means of identifying specific equipment loads

Color-coded receptacle cover indicates voltage rating of device and seals against water and other contaminants when receptacle is not in use



Generous wiring space for drip loop or top to bottom wiring

Brass threaded inserts resist stripping, provide higher torque, and form tighter seal between back box and cover

Circuit breaker integrated into switch provides overload protection

Pre-wired IEC receptacle accepts all manufacturers’ IEC 60309-2 plugs

Rugged hinge mechanism pivots 180° for easy access during installation and maintenance

Liquid-tight conduit fitting can be installed for top or bottom feed. Four mounting feet and grounding plate included







powerswitch®

North American Watertight Mechanical Interlocks — Fused and Non-Fused

20A and 30A — Type 3R, 4X & 12K, IP67

Amp	Wiring	Voltage AC	Color	Receptacle Config.	Plug Config.	Cat. No. Non-Fused Mech. Interlock	HP Rating	Cat. No. Fused Mech. Interlock	HP Rating	Cat. No. Use Plug
20	2p3w	240	Blue			320MI6W	3	—	—	320P6W
	2p3w	480	Red			320MI7W	5	—	—	320P7W
	3p4w	125/250	Orange			420MI12W	*	420MF12W	*	420P12W
	3p4w	3Ø240	Blue			420MI9W	10	420MF9W	5	420P9W
	3p4w	3Ø480	Red			420MI7W	20	420MF7W	10	420P7W
	3p4w	3Ø600	Black			420MI5W	25	420MF5W	15	420P5W
	4p5w	3ØY120/208	Blue			520MI9W	10	—	—	520P9W
	4p5w	3ØY277/480	Red			520MI7W	20	—	—	520P7W
	4p5w	3ØY347/600	Black			520MI5W	25	—	—	520P5W
30	2p3w	240	Blue			330MI6W	5	—	—	330P6W
	2p3w	480	Red			330MI7W	10	—	—	330P7W
	3p4w	125/250	Orange			430MI12W	*	430MF12W	*	430P12W
	3p4w	3Ø240	Blue			430MI9W	10	430MF9W	7.5	430P9W
	3p4w	3Ø480	Red			430MI7W	20	430MF7W	15	430P7W
	3p4w	3Ø600	Black			430MI5W	25	430MF5W	20	430P5W
	4p5w	3ØY120/208	Blue			530MI9W	10	—	—	530P9W
	4p5w	3ØY277/480	Red			530MI7W	20	530MF7W	15	530P7W
	4p5w	3ØY347/600	Black			530MI5W	25	530MF5W	20	530P5W

*Consult factory for your specific application

Continued on next page



420MF9W



560MI7W



5100MI9W

MECHANICAL INTERLOCKS | 60A and 100A

Continued from previous page

North American Watertight Mechanical Interlocks — Fused and Non-Fused

60A — Type 3R, 4X & 12K, IP67

Amp	Wiring	Voltage AC	Color	Receptacle Config.	Plug Config.	Cat. No. Non-Fused Mech. Interlock	HP Rating	Cat. No. Fused Mech. Interlock	HP Rating	Cat. No. Use Plug
60	2p3w	240	Blue			360MI6W	10	360MF6W	*	360P6W
	2p3w	480	Red			360MI7W	20	—	—	360P7W
	3p4w	125/250	Orange			460MI12W	*	460MF12W	*	460P12W
	3p4w	3Ø240	Blue			460MI9W	20	460MF9W	15	460P9W
	3p4w	3Ø480	Red			460MI7W	40	460MF7W	30	460P7W
	3p4w	3Ø600	Black			460MI5W	40	460MF5W	50	460P5W
	4p5w	3ØY120/208	Blue			560MI9W	20	560MF9W	15	560P9W
	4p5w	3ØY277/480	Red			560MI7W	40	—	—	560P7W
	4p5w	3ØY347/600	Black			560MI5W	40	—	—	560P5W

*Consult factory for your specific application.
Fused models accept "Class J" Time-delay fuses

North American Watertight Mechanical Interlocks — Non-Fused and Breakered

100A — Type 3R, 4X & 12K, IP67

Amp	Wiring	Voltage AC	Color	Receptacle Config.	Plug Config.	Cat. No. Non-Fused Mech. Interlock	HP Rating	Cat. No. Breakered Mech. Interlock	HP Rating	Cat. No. Use Plug
100	2p3w	125	Yellow			3100MI4W	*	—	—	3100P4W
	2p3w	240	Blue			3100MI6W	15	—	—	3100P6W
	2p3w	480	Red			3100MI7W	25	—	—	3100P7W
	3p4w	125/250	Orange			4100MI12W	*	—	—	4100P12W
	3p4w	3Ø240	Blue			4100MI9W	30	4100MB9W	30	4100P9W
	3p4w	3Ø480	Red			4100MI7W	50	4100MB7W	50	4100P7W
	3p4w	3Ø600	Black			4100MI5W	50	—	—	4100P5W
	4p5w	3ØY120/208	Blue			5100MI9W	25	5100MB9W	25	5100P9W
	4p5w	3ØY277/480	Red			5100MI7W	50	—	—	5100P7W
	4p5w	3ØY347/600	Black			5100MI5W	50	—	—	5100P5W

*Consult factory for your specific application

Performance Specifications for North American Watertight Mechanical Interlocks

Electrical			
Description	**Device**	**Current Applied**	**Duration**
Ground Path Intergity	20A	40A	2 min.
	30A	60A	2 min.
	60A	120A	4 min.
	100A	200A	6 min.
Description	**Result**		
Current Interrupting	Certified for current interrupting at full-rated current and voltage		
Endurance	6000 operations at rated current and voltage (Power Factor 0.75 — 0.80)		
Dielectric	1000 V plus rated voltage for 1 minute		

Mechanical	
Description	**Result**
Mold Stress Relief	70°C for 7 hours
Crush	100 lb
Impact	1.2 lb steel ball dropped from 5 ft
Cold Impact	Same as above, after conditioning to -35°C
Strength of Insulating Base and Support	110% of specified tightening torque on terminal screws
Pullout	18 lb pull on internal wires

Environmental	
Description	**Result**
Flammability	No 0.6; V-0 for watertight enclosure
Rain (3R) per UL 50	Water spray @ 5 PSI from all sides for 1 hr
Hosedown (4X) per UL 50	Water spray @ 65 gal/minute for 5 minutes
Dust (12K) per UL 50	Cement Dust Circulated @ 1000 ft/minute for 5 minutes
Gasket Aging	70°C for 168 hours
UV Resistance	Exposed plastic materials are UV stabilized
Operating Temperature	-40°C to +60°C (-40°F to +140°F)

Coloring and Numbering Schemes — Pin & Sleeve Devices

Making the Right Connection is as Easy as Matching Colors and Telling Time

Leviton's pin and sleeve devices are easy to use. Matching amperage and voltage requirements is literally as easy as matching colors and telling time. The amperage rating is related to the size of the device; devices of the same amperage are the same size. The voltage rating is related to the location of the ground sleeve on the female device and the number of conductors. This location is based on a clock face with the key-way at the 6 o'clock position. The ground sleeve is positioned at a specific hour location, depending on the device's voltage rating.

The clock position for plugs and inlets is a mirror image of the position for matching connectors and receptacles. For quick visual identification, voltage ratings are also color-coded and the housings of interconnecting units are always the same color. All 125V AC devices are yellow; 250V AC are blue, etc. Matching up interconnecting devices is as easy as matching colors.

North American

Green Dot • Represents the Ground Sleeve of Female Devices (Connectors & Receptacles)

Rated Voltage	Color
110V-130V	Yellow
125V-250V	Orange
200V-250V	Blue
277V, 380V, 440V	Gray
346V-480V	Red
500V and above	Black

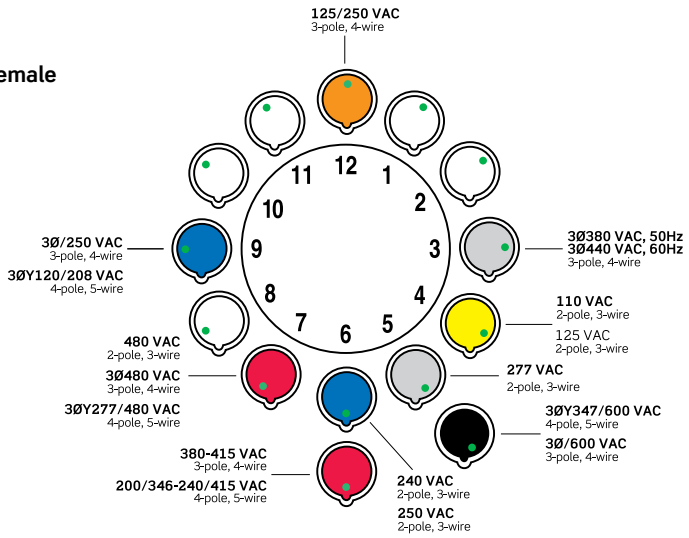

Catalog Numbering System

Leviton's catalog numbering system is easy to use. Each letter or number provides a description of the product. Simply follow the six-part code below, made up of letters and numbers. Each catalog number contains the number of conductors, amperage rating, device type, clock position of the ground sleeve, and environmental rating. For example, the catalog number below refers to a 3-wire, 20 amp receptacle with a grounding sleeve located at the 6 o'clock position and an environmental classification of watertight.

	3	20	R	6	W
Prefix	**1st digit**	**2nd–4th digit**	**Letter**	**Grounding**	**Suffix**
SP SP= Splashproof	3 = 3 wire 4 = 4 wire 5 = 5 wire	16 = 16 Amp 20 = 20 Amp 30 = 30 Amp 32 = 32 Amp	P = Plug C = Connector R = Receptacle B = Inlet	Clock position of female grounding contact	W = Watertight **Not Used for Disconnects**
DS DS= Disconnect Switch	**Not Used for Disconnects**	60 = 60 Amp 63 = 63 Amp 100 = 100 Amp 125 = 125 Amp	MI = Mechanical Interlock MF = Mechanical Interlock Fused AX = Disconnect Switch Non-Fused FAX = Disconnect Switch Fused	**Not Used for Disconnects**	

Watertight Devices

H

Wetguard® H-2
FD Box System H-3
Straight Blade & Locking Device Features H-5
Straight Blade Devices H-6
Locking Devices H-8
Individual Covers H-12
Industrial Grade Portable Outlet Boxes & Cover Plates H-13
Dustguard® Straight Blade & Locking Devices ... H-16



wetguard®

Leviton's Wetguard® products are the most versatile and well-engineered watertight wiring devices on the market.

The Wetguard® line consists of a comprehensive array of plugs, connectors, inlets, outlets, covers and an industry exclusive FD Box system that allows mounting of single-gang devices in multi-gang configurations.

Watertight Electrical Connections
Wetguard® devices are designed for industrial applications where electrical connections are exposed to wet, dirty or dusty locations, both indoors and outside. They are UL and CSA listed and meet NEMA Type 4, 4X and 12 standards and are rated IP66 and IP67 to IEC Standards. A patented multi-point system forms an impenetrable barrier against dirt and moisture providing the security you need in your electrical connections.

Corrosion-Resistant
Wetguard® devices feature corrosion-resistant electroless nickel-coated brass blades, contacts, terminal screws and wiring clamps, and stainless steel assembly screws — making them ideal for use in wet and corrosive environments.

Withstands Abuse in Harsh Environments
Wetguard® devices are resistant to water, acids, alkalies, and many automotive and industrial lubricants and solvents. The plug and connector husk is molded to a bondable nylon body, providing a device that withstands physical abuse as well. In addition, the patented compression nut strain relief system ensures the integrity of the electrical connection and watertight seal.

Wetguard® Group



Wetguard® FD Box System

Introducing our industrial duty, surface mount, non-metallic FD Box System. These boxes comply with UL and CSA standards and have enclosure ratings of NEMA Type 4, 4X, 12 and IEC watertight and dust-tight IP66 standards when used in conjunction with Leviton's Wetguard® devices. Offered in one-, two- and three-gang configurations, these heavy duty boxes are constructed of thick-walled PVC, making them extremely durable and resistant. They are designed for use with unthreaded PVC conduit and come with reducers and plugs for conduit openings.

3-Gang FD Box FDBX3-Y (Exploded View)



Stainless steel device mounting plates with an 8-inch long, 12 AWG ground wire lead for use with strap-mounted devices

Patent-pending "modular" frame design allows the combining of a variety of single-gang devices in multi-gang configurations without the need for dedicated two-, and three-gang cover plates

1" diameter unthreaded conduit openings, reducers for ¾" and ½" PVC conduit and plugs for unused openings

TPV gasket on all Wetguard® covers assures maximum watertight and dust-tight seal between device cover and frame

TPV gasket assures maximum watertight and dust-tight seal between frame and box

External flange with mounting holes for surface mounting.

Continued on next page

WETGUARD® FD BOX SYSTEM

Continued from previous page

FD Box System

FDBX1-GY



Boxes feature 1" diameter unthreaded conduit openings, and include reducers for ¾" and ½" PVC conduit

Rigid PVC construction provides excellent resistance to impact, water and chemicals found in harsh industrial environments

Corrosion-resistant brass threaded inserts for mounting covers

Stainless steel assembly screws provide excellent corrosion resistance

Also included are plugs for unused openings

COVER-S



Impact and chemical resistant Valox® PBT cover and handle provide extended life in abusive environments

Integrated lockout handle meets OSHA safety regulations

Cover rated NEMA 4, 4X, 12 and IEC IP66

Stainless steel mounting and assembly screws provide excellent corrosion resistance; triple-drive head facilitates proper tightening

FD Box System

Description	Box Volume	Conduit Openings	Cat. No. Yellow	Cat. No. Gray
Single-Gang FD Box with plugs and reducers	26.0 cu in/426 cu cm	2	FDBX1-Y	FDBX1-GY
Two-Gang FD Box with plugs and reducers	67.3 cu in/1103 cu cm	4	FDBX2-Y	FDBX2-GY
Three-Gang FD Box with plugs and reducers	109.1 cu in/1788 cu cm	6	FDBX3-Y	FDBX3-GY

All boxes are shipped with ground plate assembled to box.
Single-gang box image shows ground plate removed for clarity

FDBX3-Y FDBX2-Y FDBX1-Y



Straight Blade & Locking Device Features

Wetguard® Plug & Connectors

26W47



Deep-fluted finger grips for a firm grip when tightening nut

Extra large, deep wiring wells for quick, easy insertion of stranded conductors

NEMA configuration number and/or rating molded onto device face

Exclusive "tongue and groove" design provides superior ingress protection from water, dirt and debris

Non-magnetic stainless steel body assembly screws

27W47

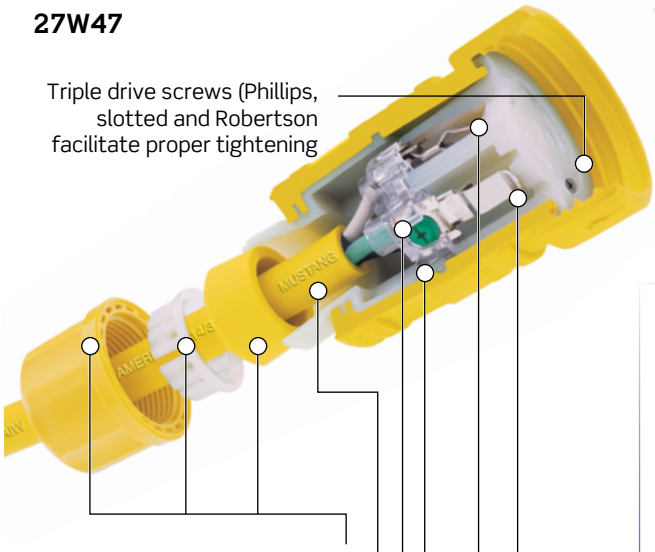

Triple drive screws (Phillips, slotted and Robertson facilitate proper tightening

Innovative strain relief system and compression nut provide a watertight seal and prevent cord slippage for multiple cord diameters

High-performance elastomer husk resists water and most acids, alkalies, grease, oil, and solvents. Offers UV stability and resists fungal growth

Clear back cover on wiring module for easy inspection of wired terminals

Husk is molded to bondable nylon body to maximize sealing capability

Heavy-duty, one-piece contacts for maximum conductivity electrical performance

Electroless nickel-coated brass blades, contacts, wiring screws and wiring clamps resist corrosion

Wetguard® Flanged Inlet/Outlet

90W47-S

Electroless nickel-coated brass blades, contacts, wiring screws and wiring clamps resist corrosion

Spring-loaded flip lid cover ensures a watertight seal when the cover is closed



Dual hasp provides additional lockout/tagout option for added security

Impact- and chemical-resistant Valox® PBT cover and lid provide extended life in abusive environments

Stainless steel mounting and assembly screws provide corrosion resistance; triple-drive head facilitates proper tightening

WETGUARD® STRAIGHT BLADE DEVICES

Straight Blade Plugs, Connectors, Inlets, Outlets and Receptacles

Product Overview

Features and Benefits

- Corrosion-resistant electroless nickel-coated brass blades, contacts, terminal screws and wiring clamps, and stainless steel assembly screws make these devices ideal for use in wet and corrosive environments
- EPTR rubber part provides outstanding resistance to wet and damp environments, extreme temperature variations, water, acids, alkalis, grease, oils and many automotive and industrial lubricants and solvents
- Plug and connector husk is molded to a bondable nylon body, providing a device that withstands physical abuse
- Interlocking "tongue and groove" construction seals out water, moisture and dirt when plugs are mated with connectors
- Multi-point sealing system utilizes nut, strain relief washer and rubber bushing to form a watertight cord grip seal
- Non-magnetic stainless steel fast-threading assembly screws won't interfere with sensitive equipment
- Connector "hood" closure cap seals device when not in use
- Most devices also available in black. Check for availability
- Devices are UL and CSA listed and have enclosure ratings of NEMA 4, 4X, 12 and IEC IP66, IP67 when mated or with cover closed
- Backed by a lifetime warranty

Wetguard® Watertight Straight Blade Devices


Plug


Plug Cap


Connector


Connector Cap


Single Outlet


Duplex Outlet


Single Inlet


Connector for Single Inlet


Single Receptacle


Receptacle Cover

Straight Blade Devices — 15A

15A Wetguard® Straight Blade Devices

			Cat. No.									
Amp	Volt	NEMA Configuration	Plug	Plug Cap	Connector	Connector Cap	Single Outlet	Duplex Outlet	Single Inlet	Connector for Single Inlet	Single Receptacle	Receptacle Cover w/Gasket
2-Pole, 2-Wire												
15	125	1-15 	14W04	14W*	15W04	50W50*	90W04-S	80W04-D	59W04	79W04-C	—	—
2-Pole, 3-Wire												
15	125	5-15 	14W47*	14W*	15W47*	50W50*	90W47-S	80W47-D	59W47	79W47-C	5261-CR	60W03*
15	250	6-15 	14W49	14W*	15W49	50W50*	90W49-S	80W49-D	59W49	79W49-C	5661-CR	60W03*
15	277	7-15 	14W34	14W*	15W34	50W50*	—	—	—	—	—	—
15	347	24-15 	14W15	—	15W16	50W50*	—	—	—	—	—	—

NEMA configuration diagrams represent plug blade configuration.
*Available in black. To order, add "-B" suffix to catalog number

Straight Blade Devices — 15A and 20A

15/10A and 20A Wetguard® Straight Blade Devices

			Cat. No.									
Amp	Volt	NEMA Configuration	Plug	Plug Cap	Connector	Connector Cap	Single Outlet	Duplex Outlet	Single Inlet	Connector for Single Inlet	Single Receptacle	Receptacle Cover w/Gasket
3-Pole, 3-Wire												
15 10	125 250	Non-NEMA 	14W07	14W*	15W07	50W50*	90W07-S	80W07-D	59W07	79W07-C	—	—
2-Pole, 3-Wire												
20	125	5-20 	14W33*	14W*	15W33	50W50*	90W33-S	—	59W33	79W33-C	5361-CR	60W03*
20	250	6-20 	14W48	14W*	15W48	50W50*	90W48-S	—	59W48	79W48-C	5461-CR	60W03*
20	347	24-20 	14W17	14W*	15W18	50W50*	—	—	—	—	—	—

NEMA configuration diagrams represent plug blade configuration.
*Available in black. To order, add "-B" suffix to catalog number

SPOTLIGHT
Wetguard® Watertight

The Wetguard line consists of a comprehensive array of plugs, connectors, inlets, outlets, covers and an industry exclusive FD Box system that allows mounting of single-gang devices in multi-gang configurations.
Visit www.leviton.com/wetguard for more information.



WETGUARD® LOCKING DEVICES

Locking Plugs, Connectors, Inlets, Outlets and Receptacles

Product Overview

Features and Benefits

- Corrosion-resistant electroless nickel-coated brass blades, contacts, terminal screws and wiring clamps, and stainless steel assembly screws make these devices ideal for use in wet and corrosive environments
- EPTR rubber part provides outstanding resistance to wet and damp environments, extreme temperature variations, water, acids, alkalis, grease, oils and many automotive and industrial lubricants and solvents
- Plug and connector husk is molded to a bondable nylon body, providing a device that withstands physical abuse
- Interlocking "tongue and groove" construction seals out water, moisture and dirt when plugs are mated with connectors
- Multi-point sealing system utilizes nut, strain relief washer and rubber bushing to form a watertight cord grip seal
- Non-magnetic stainless steel fast-threading assembly screws won't interfere with sensitive equipment
- Connector "hood" closure cap seals device when not in use
- Most devices also available in black. Check for availability
- Devices are UL and CSA listed and have enclosure ratings of NEMA 4, 4X, 12 and IEC IP66, IP67 when mated or with cover closed
- Backed by a lifetime warranty

Wetguard® Watertight Locking Devices


Plug


Plug Cap


Connector


Connector Cap


Single Outlet


Duplex Outlet


Single Inlet


Connector Mates w/Inlet


Single Receptacle


Receptacle Cover

Locking Devices — 15A

15A Wetguard® Locking Devices

			Cat. No.									
Amp	Volt	NEMA Configuration	Plug	Plug Cap	Connector	Connector Cap	Single Outlet	Duplex Outlet	Single Inlet	Connector for Single Inlet	Single Receptacle	Receptacle Cover w/Gasket
2-Pole, 2-Wire												
15	125	L1-15	24W04	14W*	25W04	50W50*	95W04-S	85W04-D	64W04	74W04-C	—	—
2-Pole, 3-Wire												
15	125	L5-15	24W47*	14W*	25W47*	50W50*	95W47-S	85W47-D	64W47	74W47-C	47CM-10	60W03*
15	250	L6-15	24W49	14W*	25W49	50W50*	95W49-S	85W49-D	64W49	74W49-C	45CM-60	60W03*
15	277	L7-15	24W34	14W*	25W34	50W50*	95W34-S	85W34-D	64W34	74W34-C	47CM-60	60W03*

NEMA configuration diagrams represent plug blade configuration.
*Available in black. To order, add "-B" suffix to catalog number

Locking Devices — 15/10A and 20A

15/10A and 20A Wetguard® Locking Devices

			Cat. No.									
Amp	Volt	NEMA Configuration	Plug	Plug Cap	Connector	Connector Cap	Single Outlet	Duplex Outlet	Single Inlet	Connector for Single Inlet	Single Receptacle	Receptacle Cover w/Gasket
3-Pole, 3-Wire												
15 10	125 250	Non-NEMA	24W07	14W*	25W07	50W50*	95W07-S	85W07-D	64W07	74W07-C	—	—
2-Pole, 2-Wire												
20	250	L2-20	26W07	26W*	27W07	50W50*	97W07-S	87W07-D	66W07	76W07-C	—	—

NEMA configuration diagrams represent plug blade configuration.
*Available in black. To order, add "-B" suffix to catalog number

SPOTLIGHT

Wetguard® Watertight

The Wetguard line consists of a comprehensive array of plugs, connectors, inlets, outlets, covers and an industry exclusive FD Box system that allows mounting of single-gang devices in multi-gang configurations. Visit www.leviton.com/wetguard for more information.



LEVITON®

WETGUARD® LOCKING DEVICES | 20A and 20/10A

Locking Devices — 20A and 20/10A

20A and 20/10A Wetguard® Locking Devices

			Cat. No.									
Amp	Volt	NEMA Configuration	Plug	Plug Cap	Connector	Connector Cap	Single Outlet	Duplex Outlet	Single Inlet	Connector for Single Inlet	Single Receptacle	Receptacle Cover w/Gasket
2-Pole, 3-Wire												
20	125	L5-20	26W47*	26W*	27W47*	50W52*	97W47-S	—	66W47	76W47-C	23CM-10	60W04*
20	250	L6-20	26W48*	26W*	27W48*	50W52*	97W48-S	—	66W48	76W48-C	23CM-20	60W04*
20	277	L7-20	26W49	26W*	27W49	50W52*	97W49-S	—	66W49	76W49-C	23CM-30	60W04*
20	347	L24-20	22W07	26W*	23W07	50W52*	93W07-S	—	68W29	78W29-C	—	—
3-Pole, 3-Wire												
20	125/250	Non-NEMA	26W08	26W*	27W08	50W52*	97W08-S	—	66W08	76W08-C	7310-B	60W04*
20 10	250 600	Non-NEMA	26W08-G	26W*	27W08-G	50W52*	—	—	—	—	—	—
3-Pole, 4-Wire												
20	125/250	L14-20	26W74	26W*	27W74	50W52*	97W74-S	—	66W74	76W74-C	24CM-10	60W04*
20	3Ø 250	L15-20	26W75*	26W*	27W75*	50W52*	97W75-S	—	66W75	76W75-C	24CM-20	60W04*
20	3Ø 480	L16-20	26W76*	26W*	27W76*	50W52*	97W76-S	—	66W76	76W76-C	24CM-30	60W04*
4-Pole, 4-Wire												
20	3ØY 120/208	Non-NEMA	26W09	26W*	27W09	50W52*	97W09-S	—	66W09	76W09-C	7410-B	60W04*
4-Pole, 5-Wire												
20	3ØY 120/208	L21-20	26W81*	26W*	27W81*	50W52*	97W81-S	—	66W81	76W81-C	2510	60W04*
20	3ØY 277/480	L22-20	26W82	26W*	27W82	50W52*	97W82-S	—	66W82	76W82-C	2520	60W04*
20	3ØY 347/600	L23-20	26W83	26W*	27W83	50W52*	97W83-S	—	66W83	76W83-C	2530	60W04*
20 10	250 600	Non-NEMA	26W10	26W*	27W10	50W52*	97W10-S	—	66W10	76W10-C	—	60W04*

NEMA configuration diagrams represent plug blade configuration.
*Available in black. To order, add "-B" suffix to catalog number

Locking Devices — 30A

30A Wetguard® Locking Devices

			Cat. No.									
Amp	Volt	NEMA Configuration	Plug	Plug Cap	Connector	Connector Cap	Single Outlet	Duplex Outlet	Single Inlet	Connector Mates w/Inlet	Single Receptacle	Receptacle Cover w/Gasket
2-Pole, 3-Wire												
30	125	L5-30 	28W47*	28W*	29W47*	50W54*	99W47-S	—	68W47	78W47-C	26CM-10	60W05*
30	250	L6-30 	28W48*	28W*	29W48*	50W54*	99W48-S	—	68W48	78W48-C	26CM-20	60W05*
30	277	L7-30 	28W49	28W*	29W49	50W54*	99W49-S	—	68W49	78W49-C	2630	60W05*
3-Pole, 3-Wire												
30	125/250	Non-NEMA 	28W08	28W*	29W08	50W54*	99W08-S	—	68W08	78W08-C	3330	60W05*
3-Pole, 4-Wire												
30	125/250	L14-30 	28W74	28W*	29W74	50W54*	99W74-S	—	68W74	78W74-C	27CM-10	60W05*
30	3Ø 250	L15-30 	28W75	28W*	29W75	50W54*	99W75-S	—	68W75	78W75-C	27CM-20	60W05*
30	3Ø 480	L16-30 	28W76*	28W*	29W76*	50W54*	99W76-S	—	68W76	78W76-C	2730	60W05*
30	3ØY 600	L17-30 	28W77	28W*	29W77	50W54*	99W77-S	—	68W77	78W77-C	2740	60W05*
4-Pole, 4-Wire												
30	3ØY 120/208	Non-NEMA 	28W09	28W*	29W09	50W54*	99W09-S	—	68W09	78W09-C	3430	60W05*
4-Pole, 5-Wire												
30	3ØY 120/208	L21-30 	28W81	28W*	29W81	50W54*	99W81-S	—	68W81	78W81-C	2810	60W05*
30	3ØY 277/480	L22-30 	28W82	28W*	29W82	50W54*	99W82-S	—	68W82	78W82-C	2820	60W05*
30	3ØY 347/600	L23-30 	28W83	28W*	29W83	50W54*	99W83-S	—	68W83	78W83-C	2830	60W05*

NEMA configuration diagrams represent plug blade configuration.
*Available in black. To order, add "-B" suffix to catalog number

SPOTLIGHT

Wetguard® Watertight

The Wetguard line consists of a comprehensive array of plugs, connectors, inlets, outlets, covers and an industry exclusive FD Box system that allows mounting of single-gang devices in multi-gang configurations. Visit www.leviton.com/wetguard for more information.



WETGUARD® INDIVIDUAL COVERS

Switch Cover, Plate and Replacement Covers

Switch Covers, Plate and Replacement Covers

Cat. No.	Color	Description
COVER-S	Yellow	Single Gang Switch Cover and Gasket for any 15 Amp - 40 Amp Toggle Switch, including Leviton
COVER-GS	Gray	Manual Motor Starters
WTCVD*	Yellow	Wetguard® Replacement Cover and Gasket for Wetguard® Duplex Outlets Only
WTCVS-15	Yellow	Wetguard® Replacement Cover and Gasket for 15 Amp and 20 Amp Straight and 15 Amp Locking Single Inlets and Outlets
WTCVS-20	Yellow	Wetguard® Replacement Cover and Gasket for all 20 Amp Locking Single Inlets and Outlets
WTCVS-30	Yellow	Wetguard® Replacement Cover and Gasket for all 30 Amp Locking Single Inlets and Outlets
WP459	Yellow	Wetguard® Blank Plate and Gasket
60W03	Yellow	Wetguard® Cover and Gasket for 15 Amp and 20 Amp Straight Blade and 15 Amp Locking Box Mount Single Flush Receptacles
60W04	Yellow	Wetguard® Cover and Gasket for 20 Amp Locking Box Mount Single Flush Receptacles
60W05	Yellow	Wetguard® Cover and Gasket for 30 Amp Locking Box Mount Single Flush Receptacles

*Not for use with standard duplex devices



COVER-GS



WTCVS-15



60W03


WP459



WTCVD

SPOTLIGHT

Wetguard® Watertight

The Wetguard line consists of a comprehensive array of plugs, connectors, inlets, outlets, covers and an industry exclusive FD Box system that allows mounting of single-gang devices in multi-gang configurations.
Visit www.leviton.com/wetguard for more information.



Industrial Grade Portable Outlet Boxes and Cover Plates

Ideal for Temporary Power Applications

For applications ranging from industrial processing plants to construction and maintenance to entertainment and theater, Leviton's industrial grade portable outlet boxes will help to deliver the power you need, where you need it. Boxes are constructed of a high-performance UL Listed TPV. They maintain their integrity in most any temperature, are extremely resistant to harsh chemicals, and exhibit excellent strength and resistance to fatigue.

Coverplates are constructed from Lexan®, providing great impact resistance and superior service life. And, self-closing flip-lid versions provide NEMA Type 3R enclosure protection with flip-lid closed.

Boxes are available in single- and two-gang sizes, both feed-thru and pendant style. Coverplates are available in a wide range of configurations to fit just about any requirement. Plus, you can choose either high-visibility yellow (for most industrial and commercial applications) or black (for entertainment applications).

Temp Box Power Group



Continued on next page

PORTABLE OUTLET BOXES AND PLATES

Continued from previous page

Industrial Grade Portable Outlet Boxes and Cover Plates

Temp Box Power Group

Available in pendant and feed-thru styles

Molded Santoprene™ TPV housing is extremely durable, even in harsh conditions

Non-metallic construction provides protection against electrical shock



Variable-adjust strain relief provides superior protection throughout entire range of cable diameters

A wide array of cover options is available, including standard and weather-resistant versions

Available in black or high-visibility yellow

Heavy-duty stainless steel spring-loaded flip lid provide NEMA Type 3R protection (when not in use)

Lexan® coverplates are extremely durable and impact resistant, providing extended service life



Additional mounting holes provide a more secure fit

Portable Outlet Boxes and Cover Plates — Single Gang and 2-Gang



3059-1E



3099F-2E



3200-2Y


3300-2Y

Portable Outlet Boxes and Coverplates

Item	Description	Cat. No. Black	Cat. No. Yellow
Single-Gang Outlet Box	0.230" – 0.546" dia. Standard Depth, Pendant Style	3059-1Y•	3059-1E•
Single-Gang Outlet Box	0.230" – 0.546" dia. Standard Depth, Feed-Thru Style	3059F-1Y•	3059F-1E•
Single-Gang Outlet Box	0.230" – 0.546" dia. Extra Deep, Pendant Style	3099-1Y	3099-1E
Single-Gang Outlet Box	0.230" – 0.546" dia. Extra Deep, Feed-Thru Style	3099F-1Y	3099F-1E
Single-Gang Outlet Box	0.590" – 1.000" dia. Extra Deep, Pendant Style≈	3099-2Y	3099-2E
Single-Gang Outlet Box	0.590" – 1.000" dia. Extra Deep, Feed-Thru Style≈	3099F-2Y	3099F-2E
Single-Gang Coverplate	Blank Coverplate	3054-Y	3054-E
Single-Gang Coverplate	Duplex Receptacle Coverplate	3051-Y	3051-E
Single-Gang Coverplate	Duplex Receptacle Coverplate with Weather-Resistant Flip Lid*	3056-Y	3056-E
Single-Gang Coverplate	GFCI /Decora® Receptacle Coverplate	3060-Y	3060-E
Single-Gang Coverplate	GFCI /Decora® Receptacle Coverplate with Weather-Resistant Flip Lid*~	3061-Y	3061-E
Single-Gang Coverplate	1.39" dia. Single Receptacle Coverplate (15A Straight Blade & Locking/20A Straight Blade Receptacles)	3052-Y	3052-E
Single-Gang Coverplate	1.39" dia. Single Receptacle Coverplate with Weather-Resistant Flip Lid*	3057-Y	3057-E
Single-Gang Coverplate	1.56" dia. Single Receptacle Coverplate (20A & 30A Locking Receptacles)	3055-Y	3055-E
Single-Gang Coverplate	1.56" dia. Single Receptacle Coverplate with Weather-Resistant Flip Lid*	3058-Y	3058-E
Two-Gang Outlet Box	0.590" – 1.000" dia. Standard Depth, Pendant Style≈	3200-2Y	3200-2E
Two-Gang Outlet Box	0.590" – 1.000" dia. Standard Depth, Feed-Thru Style≈	3200F-2Y	3200F-2E
Two-Gang Outlet Box	0.590" – 1.000" dia. Angled Depth, Pendant Style≈	3300-2Y	3300-2E
Two-Gang Coverplate	Blank Coverplate	3265-Y	3265-E
Two-Gang Coverplate	2 - Duplex Receptacle Coverplates	3260-Y	3260-E
Two-Gang Coverplate	2 - Duplex Receptacle Coverplates with Weather-Resistant Flip Lid*	3260W-Y	3260W-E
Two-Gang Coverplate	2 - GFCI /Decora® Receptacle Coverplates	3251-Y	3251-E
Two-Gang Coverplate	2 - GFCI /Decora® Receptacle Coverplates with Weather-Resistant Flip Lid*~	3251W-Y	3251W-E
Two-Gang Coverplate	1 – GFCI /Decora® Receptacle, 1 – Blank Coverplate	3241-Y	3241-E
Two-Gang Coverplate	1 – GFCI /Decora® Receptacle with Weather-Resistant Flip Lid, 1 - Blank Coverplate*~	3241W-Y	3241W-E
Two-Gang Coverplate	1 - 1.56" dia. Single Receptacle, 1 - Duplex Receptacle Coverplate	3262-Y	3262-E
Two-Gang Coverplate	1 - 1.56" dia. Single Receptacle with Weather-Resistant Flip Lid, 1 – Duplex Receptacle Coverplate with Weather-Resistant Flip Lid*	3262W-Y	3262W-E
Two-Gang Coverplate	1 - 1.56" dia. Single Receptacle, 1 - Blank Coverplate	3261-Y	3261-E
Two-Gang Coverplate	1 - 1.56" dia. Single Receptacle with Weather-Resistant Flip Lid, 1 - Blank Coverplate*	3261W-Y	3261W-E
Two-Gang Coverplate	2 – 1.56" dia. Single Receptacle Coverplates	3263-Y	3263-E
Two-Gang Coverplate	2 – 1.56" dia. Single Receptacle Coverplates with Weather-Resistant Flip Lid*	3263W-Y	3263W-E

*NEMA Type 3R Rated.
~Tamper Resistant GFCI devices not compatible.
•GFCI devices not compatible (must use extra deep version).
≈For cable diameters smaller than .590", consult factory for options

Severe Duty Dustguard®

Dustguard® plugs and connectors feature resistance to the damaging effects of dirt, dust, metal filings and other airborne particulate matter that can seriously degrade electrical performance. They share many of the superior design features of Wetguard® plugs and connectors, offering a reliable source of electrical power where extended mechanical and electrical life are specified but moisture-resistance is not required.

Features and Benefits

- Tongue and groove design of front module and TPV body assures tight fit in husk and offers excellent barrier against dirt and dust
- Rubber membrane seal for secure cord grip; creates a barrier and keeps contaminants from entering the device interior
- Santoprene TPV husk exterior offers excellent resistance to cracking and fading from sunlight exposure, repels moisture and fluids, and endures extreme temperature variations
- Fast-threading assembly screws, keyed wiring module and husk, self-centering strain relief clamps and deep-funneled wiring wells provide for simple and fast assembly

15 & 20 Amp Straight Blade & Locking Devices

Dustguard® Straight Blade & Locking Plugs and Connectors



1447



1547

15A and 20A

Amp	Volt	NEMA Configuration	Cat. No. Plug	Cat. No. Connector
15A Straight Blade 2-Pole, 3-Wire Devices				
15	125	5-15	1447	1547
15	250	6-15	1449	1549
20A Straight Blade 2-Pole, 3-Wire Devices				
20	125	5-20	1433	1533
20	250	6-20	1448	1548
15A Locking 2-Pole, 3-Wire Devices				
15	125	L5-15	2447	2547

NEMA configuration diagrams represent plug blade configuration

Hospital Grade Devices

I

Hospital Grade Testing and Listing I-2
Receptacles I-4
- Single/Duplex I-4
- GFCI I-7
- Surge I-9
- 4-IN-1 ..... I-10
- Lev-Lok® I-12

Power Strips I-20
- Medical Grade I-20
- Hospital Grade I-21

Plugs and Connectors I-22

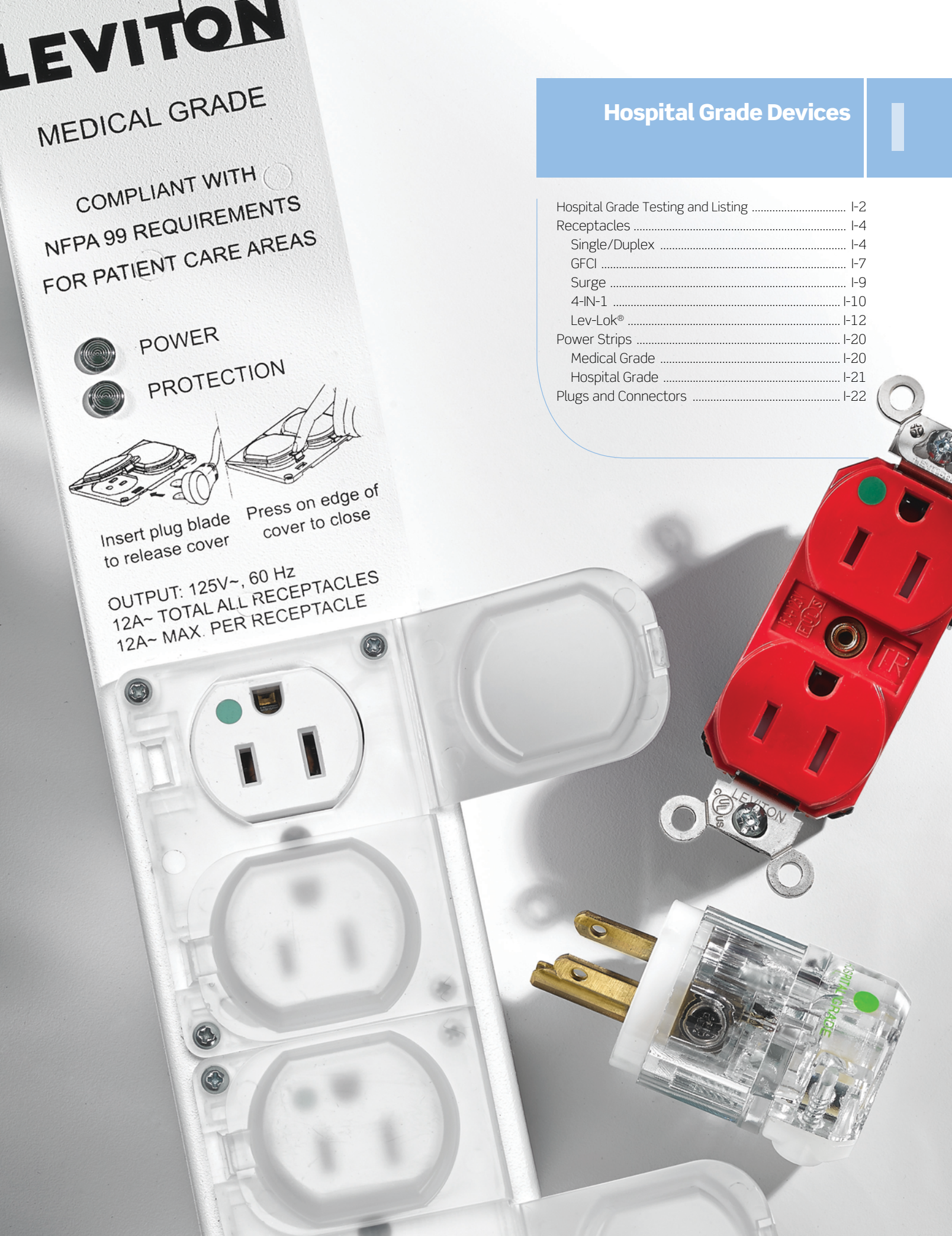

UL TESTING AND LISTING

Hospital Grade Wiring Device Tests

All UL Listed attachment plugs, connectors and receptacles, including hospital grade plugs, connectors and receptacles, must comply with applicable construction and performance requirements in UL 498, the Standard for Safety for Attachment Plugs and Receptacles. In addition to complying with the general use receptacle Listing requirements, hospital grade plugs, connectors and receptacles incorporate additional construction features and are subjected to additional performance requirements. These include grounding reliability, assembly integrity, and strength and durability tests.

UL Testing for Plugs and Connectors



Crush Test ▶

A wired plug or connector is placed between two steel plates and subjected to a force which is steadily increased to 500 pounds. "There shall be no breakage, deformation or other effect that may interfere with the function of the device."



◀ Mechanical Drop Test

A sample wired plug or connector is suspended horizontally by its attached cord and released so that it impacts a hard wood surface 45 inches below the point of suspension. This procedure is repeated for 1300 cycles. "There shall be no breakage, deformation, or other damage which would interfere with the functioning of the device."



Cord Pull Test ▶

The cord must remain securely fastened after straight pulls of 30 pounds and rotating pulls (in a 3-inch circle) of 10 pounds for two hours. "Displacement of conductors, insulation, and outer jacket of the flexible cord shall not exceed 1/32 inch. There shall be no cuts, rips, or tears in cord insulation." Heavy-duty cord stress is typical abuse for industrial plugs and connectors.

Color Choices Hospital grade devices are offered in a wide range of colors.

White | Ivory | Light Almond | Gray | Black | Red | Brown | Orange | Blue | Yellow

UL Testing for Receptacles

Impact Test ▶

A receptacle mounted in a box is subjected to impact from a 5 lb. weight dropped from a height of 18 inches. "There shall be no breakage, deformation or other effect that may interfere with the function of the device."





◀ Assembly Security Test

A force of 100 pounds is applied through the slots to the base of the receptacle while the yoke is supported at its screw mounting positions. There must be no cracking of base or permanent deformation of yoke.

Abrupt Removal of Plug Test ▶

A steel-bodied test plug with brass blades is inserted into the receptacle. A 10 lb. weight dropped from 24 inches yanks the plug out of the receptacle. This test is done eight times with the receptacle rotated into different positions to create the greatest stress on its face and contact. After this, the grounding contact must retain a four ounce, 0.184" diameter grounding pin, with the receptacle face down, for one minute. There shall be no breakage of the receptacle that interferes with the receptacle function or the integrity of the enclosure. The receptacle shall maintain the grounding path integrity through the receptacle.





◀ Ground Pin Retention Test

The grounding contact of the receptacle is conditioned by 20 insertions with a .204" oversized pin. After conditioning, a 0.184" diameter pin shall be inserted in the grounding contact which shall be capable of supporting at least four ounces for one minute.

Power Blade Retention Test ▶

A test plug with oversized blades of .075" is inserted into the current carrying opening of the receptacle for 20 conditioning cycles. After the conditioning cycles, the contact shall be capable of supporting 1 1/2 lbs. secured to a single .055" thick solid steel blade without holes for one minute.



Receptacles

Single/Duplex

Extra Heavy-Duty and Heavy-Duty

Features and Benefits

- Impact-resistant thermoplastic nylon cover and body
- Smooth face does not collect dirt
- Four corner latches securely fasten face
- Extra heavy-duty triple-wipe, brass "T" contacts for superior contact and conductivity
- High-performance brass #10-32 terminal screws reduce conductor oxidation
- Back- and side-wire ground termination brass strap versions
- Back- and side-wiring options
- Break-off tabs for easy two-circuit conversion
- Apron barrier to prevent accidental contact between terminal screw heads and metal box
- Exclusive V-shaped, serrated back-wiring clamps for superior contact
- Power Indication™ provides permanent "green dot" lens with 100,000-hour LED status indicator
- Wire lead receptacles for fast and easy installation
- Backed by a limited 10-year warranty

Extra Heavy-Duty Hospital Grade Receptacles

Back and Side Wired

Rating		15A-125V	15A-250V	20A-125V	20A-250V
NEMA		5-15R	6-15R	5-20R	6-20R
Description	**Color**	**Cat. No.**	**Cat. No.**	**Cat. No.**	**Cat. No.**
Duplex, Tamper Resistant Nickel Plated Brass Strap with Integral Ground Contacts	White	8200-SGW	—	8300-SGW	—
	Ivory	8200-SGI	—	8300-SGI	—
	Light Almond	—	—	8300-SGT	—
	Gray	8200-SGG	—	8300-SGG	—
	Red	8200-SGR	—	8300-SGR	—
	Brown	8200-SG	—	8300-SG	—
Duplex Nickel Plated Brass Strap with Integral Ground Contacts	White	8200-W	—	8300-W	8400-W
	Ivory	8200-I	8600-I	8300-I	8400-I
	Light Almond	8200-T	—	8300-T	—
	Gray	8200-GY	—	8300-GY	8400-GY
	Black	—	—	8300-E	—
	Red	8200-R	—	8300-R	8400-R
	Brown	8200	8600	8300	8400
Single	White	8210-W	—	8310-W	—
	Ivory	8210-I	—	8310-I	—
	Gray	—	—	8310-GY	—
	Red	8210-R	—	8310-R	—
	Brown	8210	—	8310	—
Duplex, Power Indication™	White	8200-PLW	—	8300-PLW	—
	Ivory	8200-PLI	—	8300-PLI	—
	Red	8200-PLR	—	8300-PLR	—
	Orange	—	—	8300-PLO	—
Wide Body Duplex MRI Receptacle Brass Strap with Integral Ground Contacts	White	MRI82-W	—	MRI83-W	—
	Ivory	MRI82-I	—	MRI83-I	—
	Light Almond	MRI82-T	—	MRI83-T	—
	Gray	MRI82-GY	—	MRI83-GY	—
	Red	MRI82-R	—	MRI83-R	—



8200-SGW



8300-E

Heavy-Duty Hospital Grade Receptacles



8200-IG

Back and Side Wired/Wire Lead			
Rating		**15A-125V**	**20A-125V**
NEMA		5-15R	5-20R
Description	**Color**	**Cat. No.**	**Cat. No.**
Slim Design Duplex	White	8200-HW	8300-HW
	Ivory	8200-HI	8300-HI
	Light Almond	8200-HT	8300-HT
	Gray	8200-HGY	8300-HGY
	Red	8200-HR	8300-HR
	Brown	8200-H	8300-H
Duplex, Illuminated	White	8200-HLW	8300-HLW
	Ivory	8200-HLI	8300-HLI
	Red	8200-HLR	8300-HLR
Duplex, with 6" wire leads	White	8200-LW	8300-LW
	Ivory	8200-LI	8300-LI
	Gray	8200-LGY	8300-LGY
	Black	—	8300-LE
	Red	8200-LR	8300-LR
	Brown	8200-L	8300-L
Duplex, with 6" wire leads, no ground lead and self grounding clip	White	8200-CW	8300-CW
	Ivory	8200-CI	8300-CI
	Gray	8200-CGY	8300-CGY

Note: Single, Slim Design, Illuminated, Power Indication™ & Tamper-Resistant Receptacles meet specifications for UL Hospital Grade listing but have a different construction & design from standard Hospital Grade Duplex Receptacles listed in the charts. There are dimensional differences between 8200-SG & 8300-SG devices. 8200-SG contains a nickel-plated steel yoke with riveted ground contacts. 8300-SG contains a one-piece, nickel-plated brass yoke

Heavy-Duty Isolated Ground Hospital Grade Receptacles

Back and Side Wired			
Rating		**15A-125V**	**20A-125V**
NEMA		5-15R	5-20R
Description	**Color**	**Cat. No.**	**Cat. No.**
Duplex	White	8200-IGW	8300-IGW
	Ivory	8200-IGI	8300-IGI
	Gray	8200-IGG	8300-IGG
	Red	8200-IGR	8300-IGR
	Brown	8200-IGB	8300-IGB
	Orange	8200-IG	8300-OIG
Duplex, with 6" ground wire lead	Orange	8200-LIG	8300-LIG
Single, with 6" ground wire lead	Orange	8210-IG	8310-OIG

Wallplates
Find the right wallplate for any application. **See section T for Wallplates & Weather-Resistant Covers.**

Decora Plus™ Extra Heavy-Duty Receptacles

Features and Benefits

- Durable thermoplastic face in an array of contemporary colors
- Receptacles have a locked-in mounting strap with a self-grounding clip riveted to the strap
- Tamper-resistant receptacles include a unique shutter mechanism that opens easily for insertion of 2- or 3-prong plugs while preventing entry by other small objects into either outlet slot
- Isolated Ground receptacles (identified by an orange face or triangle on the face) protect sensitive electronic equipment and eliminate electromagnetic interference by providing a separate path to ground
- Power Indication™ meets UL 498 Hospital Grade identification requirements
- Backed by a limited 10-year warranty

Decora™ Plus Back and Side Wired , Extra Heavy-Duty Receptacles

Rating		15A-125V	20A-125V
NEMA		5-15R	5-20R
Description	**Color**	**Cat. No.**	**Cat. No.**
Duplex, Tamper Resistant	White	16262-SGW	16362-SGW
	Ivory	16262-SGI	16362-SGI
	Light Almond	16262-SGT	16362-SGT
	Gray	—	16362-SGG
	Red	16262-SGR	16362-SGR
	Brown	16262-SG	—
Duplex, Nickel Plated Brass Strap with Integral Ground Contacts	White	16262-HGW	16362-HGW
	Light Almond	—	16362-HGT
	Ivory	16262-HGI	16362-HGI
	Gray	16262-HGG	16362-HGG
	Red	16262-HGR	16362-HGR
Duplex, Isolated Ground	White	16262-IGW	16362-IGW
	Ivory	16262-IGI	16362-IGI
	Light Almond	16262-IGT	16362-IGT
	Gray	16262-IGG	16362-IGG
	Black	16262-IGE	—
	Red	16262-IGR	16362-IGR
	Brown	16262-IGB	16362-IGB
	Orange	16262-IG	16362-IG
Duplex, Power Indication Nickel Plated Brass Strap with Integral Ground Contacts	White	16262-PLW	16362-PLW
	Ivory	16262-PLI	16362-PLI
	Red	16262-PLR	16362-PLR



16262-HGI



16262-SGW



16262-PLR

Wallplates
We carry assorted special purposes wallplates, including ones engraved 'Emergency'. **See page T-22 in the Wallplates & Weather-Resistant Covers section.**

GFCI Receptacles

SmartlockPro® Slim Series GFCI Receptacles

Industry-leading quality, professional grade lockout action, and one of the slimmest profiles on the market make Hospital Grade SmartlockPro® Slim GFCIs the smartest choice in ground fault circuit interrupter protection. Faster and easier to install in any wallbox because depth is reduced, the slim GFCIs flush mount to the wall with minimal protrusion for a sleek, finished look.

Back and Side Wired GFCI with Professional Grade Lockout

Rating		15A-125V @ Receptacle 20A-125V Feed-Through		20A-125V @ Receptacle 20A-125V Feed-Through	
NEMA		5-15R		5-20R	
Description	**Color**	**Cat. No. TR**	**Cat. No. Non-TR***	**Cat. No. TR**	**Cat. No. Non-TR***
GFCI Duplex Receptacle with LED Indicator Light (with self-grounding clip)	Brown	X7599-HG	N7599-HG	X7899-HG	N7899-HG
	Ivory	X7599-HGI	N7599-HGI	X7899-HGI	N7899-HGI
	White	X7599-HGW	N7599-HGW	X7899-HGW	N7899-HGW
	Black	X7599-HGE	N7599-HGE	X7899-HGE	N7899-HGE
	Gray	X7599-HGG	N7599-HGG	X7899-HGG	N7899-HGG
	Lt Almond	X7599-HGT	N7599-HGT	X7899-HGT	N7899-HGT
	Red	X7599-HGR	N7599-HGR	X7899-HGR	N7899-HGR
Self-Test GFCI Duplex Receptacle with LED Indicator Light (with self-grounding clip)	Brown	S7599-HG	—	S7899-HG	—
	Ivory	S7599-HGI	—	S7899-HGI	—
	White	S7599-HGW	—	S7899-HGW	—
	Black	S7599-HGE	—	S7899-HGE	—
	Gray	S7599-HGG	—	S7899-HGG	—
	Lt Almond	S7599-HGT	—	S7899-HGT	—
	Red	S7599-HGR	—	S7899-HGR	—
Duplex GFCI with Guide Light, LED Indicator Light (with self-grounding clip)	Brown	X7592-HG	—	X7892-HG	—
	Ivory	X7592-HGI	—	X7892-HGI	—
	White	X7592-HGW	—	X7892-HGW	—
	Black	X7592-HGE	—	X7892-HGE	—
	Gray	X7592-HGG	—	X7892-HGG	—
	Lt Almond	X7592-HGT	—	X7892-HGT	—
	Red	X7592-HGR	—	X7892-HGR	—
Weather-Resistant GFCI Duplex Receptacle with LED Indicator Light	Brown	—	—	—	—
	Ivory	WT599-HGI	—	WT899-HGI	—
	White	WT599-HGW	—	WT899-HGW	—
	Black	—	—	—	—
	Gray	—	—	—	—
	Lt Almond	—	—	—	—
	Red	—	—	—	—

*TR versions are tamper resistant and feature a shutter mechanism inside the receptacle that blocks access to the contacts unless a two-prong plug is inserted. Non-TR versions are not tamper resistant.



X7599-HGT



X7892-HGW



WT899-HGI

NAFTA Compliant Slim GFCI Duplex Receptacles

Back and Side Wired GFCI with Professional Grade Lockout			
Rating		**15A-125V @ Receptacle 20A-125V Feed-Through**	**20A-125V @ Receptacle 20A-125V Feed-Through**
NEMA		5-15R	5-20R
Description	**Color**	**Cat. No.**	**Cat. No.**
NAFTA Compliant Duplex Receptacles with LED Indicator Light (with self-grounding clip)	White	N7599-HFW	N7899-HFW
	Ivory	N7599-HFI	N7899-HFI
	Light Almond	N7599-HFT	N7899-HFT
	Gray	N7599-HFG	N7899-HFG
	Black	N7599-HFE	N7899-HFE
	Red	N7599-HFR	N7899-HFR
	Brown	N7599-HF	N7899-HF
NAFTA Compliant Tamper-Resistant Duplex Receptacles with LED Indicator Light (with self-grounding clip)	White	X7599-HFW	X7899-HFW
	Ivory	X7599-HFI	X7899-HFI
	Lt Almond	X7599-HFT	X7899-HFT
	Gray	X7599-HFG	X7899-HFG
	Black	X7599-HFE	X7899-HFE
	Red	X7599-HFR	X7899-HFR
	Brown	X7599-HF	X7899-HF

*Tamper resistant versions feature a shutter mechanism inside the receptacle that blocks access to the contacts unless a two-prong plug is inserted



X7599-HFW



N7899-HFG

SPOTLIGHT

NAFTA Compliant, Made in the USA

Leviton is the smart choice for GFCIs, Lighting Controls, Occupancy/Vacancy Sensors, Relay Control Panels, Submeters and Entertainment Lighting products that meet NAFTA (North American Free Trade Agreement) or ARRA (American Recovery and Reinvestment Act) requirements. For an up-to-date, comprehensive listing of Leviton's NAFTA or ARRA compliant products go to www.leviton.com/usa

made in USA

Surge Protective Devices

Type 3 Surge Protective Receptacles

Decora® Surge Protective Receptacles

Description	Color	Rating	Cat. No.	Rating	Cat. No.
Duplex with Indicator Light, Audible Alarm	White	15A	8280-W	20A	8380-W
	Ivory	15A	8280-I	20A	8380-I
	Lt. Almond	15A	8280-T	20A	—
	Gray	15A	—	20A	8380-GY
	Red	15A	8280-R	20A	8380-R
	Brown	15A	8280	20A	8380
	Blue	15A	8280-B	20A	8380-B
Single with Indicator Light, Audible Alarm	Ivory	15A	—	20A	8381-I



8280-I

Decora® Surge Protective Receptacles, Isolated Ground

Description	Color	Rating	Cat. No.	Rating	Cat. No.
Duplex with Isolated Ground (IG), Indicator Light, Audible Alarm	White	15A	8280-IGW	20A	8380-IGW
	Ivory	15A	8280-IGI	20A	8380-IGI
	Gray	15A	—	20A	8380-IGG
	Black	15A	—	20A	—
	Blue	15A	8280-IGB	20A	8380-IGB
	Orange	15A	8280-IGO	20A	8380-IGO
Single with Isolated Ground (IG), Indicator Light, Audible Alarm	Ivory	15A	—	20A	8381-IGI



8380-I



8280-IGO



8381-IGI

Wallplates
We carry assorted special purposes wallplates, including ones stamped 'Isolated Ground'. **See page T-22 in the Wallplates & Weather-Resistant Covers section.**

4-IN-1 Receptacles

Features and Benefits

- Terminal wiring screws fit inside a standard single gang wallbox; optional adapter plate
- Impact-resistant nylon cover and base for strength and resistance to chemicals and corrosives
- Easy-to-read voltage and amperage rating molded onto face
- Extra heavy-duty, T-type triple-wipe bronze contacts for maximum performance
- Ground holes configured up or down to be outside the device, accommodating up to 4 Fed Spec size straight or angle plugs
- #8 terminal screws accept up to #12 solid or stranded copper wire
- Termination anchor holes for easy conductor wiring
- Exclusive shield-wall design protects ground connection from contact with live circuit conductors
- "A" and "B" molded on face and back for easy identification of receptacle pairs for split-circuit conversion (Note: Split circuit not available on surge models)
- Convenient built-in strip-gauge
- Backed by a limited 10-year warranty

2-Pole, 3-Wire Grounding

Rating		15A-125V	20A-125V
NEMA		5-15R	5-20R
Description	**Color**	**Cat. No.**	**Cat. No.**
4-IN-1	White	1254-HW	21254-HW
	Ivory	1254-HI	21254-HI
	Gray	—	21254-HGY
	Red	1254-HR	21254-HR
	Brown	1254-H	21254-H
4-IN-1 with Isolated Ground	White	—	21254-IGW
	Ivory	—	21254-IGI
	Orange	1254-IG	21254-IG
4-IN-1 Adapter Plates	White	3254-W	—
	Ivory	3254-I	—
	Gray	3254-GY	—
	Black	3254-E	—
	Red	3254-R	—
	Brown	3254	—
	Blue	3254-BLU	—
	Orange	3254-OR	—
4-IN-1 Portable Boxes	Ivory	4254-I	—
	Gray	4254-GY	—
	Black	4254-E	—
	Orange	4254-OR	—
	Yellow	4254-Y	—

Portable boxes are not UL Listed. UL Listing does not apply when 4-IN-1 Receptacles are used with portable boxes for extension cord applications



1254-HW



4254-Y

Related Products
Leviton also offers superior quality recessed devices. **See pages Q-32 to Q-33 in the Connected Home section for more information.**

4-IN-1 Surge Protected Devices

4-IN-1 Surge Protective Receptacles

Description	Color	Rating	Cat. No.	Rating	Cat. No.
4-IN-1 with Indicator Light	White	15A	8480-W	20A	8490-W
	Ivory	15A	8480-I	20A	8490-I
	Gray	15A	—	20A	—
	Red	15A	8480-R	20A	8490-R
	Lt. Almond	15A	—	20A	—
4-IN-1 with Isolated Ground (IG), Indicator Light	White	15A	8480-IGW	20A	—
	Ivory	15A	8480-IGI	20A	8490-IGI
	Blue	15A	8480-IGB	20A	8490-IGB
	Orange	15A	—	20A	8490-IG



8480-R



8490-IGB

4-IN-1 Receptacle Wallbox Mounting

Mounts Directly

Single-Gang | 4" Octagonal | 4" Square



Mounts with Adapter Plate

2-Gang | $4^{11}/_{16}$" Square

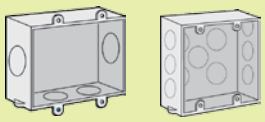

Lev-Lok®

Wiring Modules

Features and Benefits

- Modules are constructed of an impact resistant polycarbonate
- #12 AWG THHN wire leads, 6" length, either solid or stranded wire
- Available with 4-port pushwire connector for even faster installation
- Wiring module locks and latches to the device body providing double the connection security
- Wiring modules are shipped with protective cover and factory-installed circuit ID label
- Backed by a limited 10-year warranty

Wiring modules include factory-installed circuit ID label so that electricians can save a step by labeling device locations during rough-in



Lev-Lok® Wiring Modules

Device Type	Description	Color	Cat. No.
Receptacles	Stranded Wire Leads	White	MSTWL-A
	Stranded Wire Leads (for emergency circuits)	Red	MSTWL-R
	Stranded Wire Leads with 4-port push wire connectors	White	MSTWL-WST
	Solid Wire Leads	White	MSTWL-SDA
	Solid Wire Leads with 4-port push wire connectors	White	MSTWL-WSD
IG Receptacles	Stranded Wire Leads	Orange	MSTWL-IG
	Stranded Wire Leads with 4-port push wire connectors	Orange	MSTWL-WIG
	Solid Wire Leads	Orange	MSTWL-SIG
	Stranded Wire Leads for Low Leakage Circuits	White	MSTWL-XA*
	Stranded Wire Leads for Low Leakage Circuits	White	MSTWL-XB*
Switches	Stranded Wire Leads	Yellow	MSPSW-ST
	Solid Wire Leads	Yellow	MSPSW-SD

*Add suffix of 0 for 6", 1 for 12", 2 for 22" or 3 for 36" long leads

Lev-Lok® Extra Heavy-Duty Modular Receptacles

Features and Benefits

- Constructed with impact-resistant thermoplastic nylon cover and body
- Smooth face prevents dirt from collecting
- Four corner latches securely fasten the receptacle's face to the body
- Large triple-wipe, brass "T" line contacts for superior contact and conductivity
- #12 AWG THHN wire leads, 6" length on MSTWL series wiring modules
- Grounding clip permanently secured to strap for easy, simple, and secure installation
- Receptacle face includes threaded brass bushing for reliable, secure wallplate attachment
- Wiring module locks and latches to the receptacle body providing double the connection security
- Receptacle to be installed only with Leviton MSTWL series wiring modules
- MSTWL wiring module shipped separately with protective cover and factory-installed circuit ID label
- Backed by a limited 10-year warranty

MT830-ILI



Lev-Lok® Extra Heavy-Duty Modular Receptacles

2-Pole, 3-Wire Grounding c UL us

Rating		15A-125V	20A-125V
NEMA		5-15R	5-20R
Description	**Color**	**Cat. No.**	**Cat. No.**
Duplex, Tamper Resistant, Nickel Plated Brass Strap with Integral Ground Contacts	White	M8200-SGW	M8300-SGW
	Ivory	M8200-SGI	M8300-SGI
	Light Almond	M8200-SGT	M8300-SGT
	Gray	M8200-SGG	M8300-SGG
	Black	M8200-SGE	M8300-SGE
	Brown	M8200-SG	M8300-SG
	Red	M8200-SGR	M8300-SGR
	Blue	M8200-SGB	M8300-SGB
Duplex, Nickel Plated Brass Strap with Integral Ground Contacts	White	M8200-W	M8300-W
	Ivory	M8200-I	M8300-I
	Light Almond	M8200-T	M8300-T
	Gray	M8200-GY	M8300-GY
	Black	M8200-E	M8300-E
	Brown	M8200	M8300
	Red	M8200-R	M8300-R
	Blue	M8200-B	M8300-B
Duplex, Power Indication™ Nickel Plated Brass Strap with Integral Ground Contacts	White	M8200-PLW	M8300-PLW
	Ivory	M8200-PLI	M8300-PLI
	Light Almond	M8200-PLT	M8300-PLT
	Gray	M8200-PLG	M8300-PLG
	Red	M8200-PLR	M8300-PLR
Duplex, MRI Nickel Plated Brass Strap with Integral Ground Contacts	White	MRI15-W	MRI20-W
	Ivory	MRI15-I	MRI20-I
	Light Almond	MRI15-T	MRI20-T
	Gray	MRI15-GY	MRI20-GY
	Red	MRI15-R	MRI20-R
Duplex, Isolated Ground, Tamper Resistant	White	MT820-IGW	MT830-IGW
	Ivory	MT820-IGI	MT830-IGI
	Light Almond	MT820-IGT	MT830-IGT
	Gray	MT820-IGG	MT830-IGG
	Black	MT820-IGE	MT830-IGE
	Red	MT820-IGR	MT830-IGR
	Orange	MT820-IG	MT830-IG
Duplex, Isolated Ground	White	M8200-IGW	M8300-IGW
	Ivory	M8200-IGI	M8300-IGI
	Light Almond	M8200-IGT	M8300-IGT
	Gray	M8200-IGG	M8300-IGG
	Black	M8200-IGE	M8300-IGE
	Red	M8200-IGR	M8300-IGR
	Orange	M8200-IG	M8300-IG



MT830-IG (front)



MT830-IG with MSTLW-IG (back)

Lev-Lok® Illuminated Extra Heavy-Duty Modular Receptacles

2-Pole, 3-Wire Grounding			
Rating		**15A-125V**	**20A-125V**
NEMA		5-15R	5-20R
Description	**Color**	**Cat. No.**	**Cat. No.**
Duplex, Tamper Resistant, Nickel Plated Brass Strap with Integral Ground Contacts	White	MT820-ILW	MT830-ILW
	Ivory	MT820-ILI	MT830-ILI
	Light Almond	MT820-ILT	MT830-ILT
	Gray	MT820-ILG	MT830-ILG
	Red	MT820-ILR	MT830-ILR
Duplex, Nickel Plated Brass Strap with Integral Ground Contacts	White	M8200-ILW	M8300-ILW
	Ivory	M8200-ILI	M8300-ILI
	Light Almond	M8200-ILT	M8300-ILT
	Gray	M8200-ILG	M8300-ILG
	Red	M8200-ILR	M8300-ILR



MT820-ILW



M8300-HI

Lev-Lok® Heavy-Duty Modular Receptacles

2-Pole, 3-Wire Grounding			
Rating		**15A-125V**	**20A-125V**
NEMA		5-15R	5-20R
Description	**Color**	**Cat. No.**	**Cat. No.**
Duplex, Tamper Resistant	White	MT820-W	MT830-W
	Ivory	MT820-I	MT830-I
	Light Almond	MT820-T	MT830-T
	Gray	MT820-GY	MT830-GY
	Black	MT820-E	MT830-E
	Brown	MT820	MT830
	Red	MT820-R	MT830-R
	Blue	MT820-B	MT830-B
Duplex	White	M8200-HW	M8300-HW
	Ivory	M8200-HI	M8300-HI
	Light Almond	M8200-HT	M8300-HT
	Gray	M8200-HGY	M8300-HGY
	Black	M8200-HE	M8300-HE
	Brown	M8200-H	M8300-H
	Red	M8200-HR	M8300-HR
	Blue	M8200-HB	M8300-HB



MT830-ILW

SPOTLIGHT
lev-lok®

The revolutionary line of Lev-Lok® Modular Wiring Device System from Leviton speeds the installation of wiring devices from start to finish. At the rough-in stage, there is no need to make and install pigtails: simply install the Lev-Lok® wiring module. When you're ready to install the wiring devices, simply connect the wiring module to the device, tighten the mounting screws and you're done. To have a Lev-Lok® specialist contact you visit us online at www.leviton.com/levlok



Lev-Lok® Decora Plus™ Extra Heavy-Duty Modular Receptacles

Features and Benefits

- Constructed with impact-resistant thermoplastic nylon cover and body
- Smooth face prevents dirt from collecting
- Four corner latches securely fasten the receptacle's face to the body
- Large triple-wipe, brass "T" line contacts for superior contact and conductivity
- #12 AWG THHN wire leads, 6" length on MSTWL series wiring modules
- For isolated ground versions, device strap is zinc plated steel and isolated ground system is brass
- Grounding clip permanently secured to strap for easy, simple, and secure installation
- Wiring module locks and latches to the receptacle body providing double the connection security
- Receptacle to be installed only with Leviton MSTWL series wiring modules
- MSTWL wiring module shipped separately with protective label and factory-installed Circuit ID label
- Backed by a limited 10-year warranty

M1636-HGW



Grounding clip permanently secured to strap makes for most reliable ground connection

Constructed with impact-resistant thermoplastic nylon cover and body

Smooth face prevents dirt from collecting and makes cleaning faster and simpler

Four corner latches securely fasten the receptacle's face to the body

Nickel-plated brass single-piece wrap-around mounting strap with integral ground contacts for continuous conductivity and secure ground path (on select models)

Solid brass locking pins for strong, secure connection between receptacle and wiring module

Two latches mate with wiring module for twice the security



Lev-Lok® Decora Plus™ Extra Heavy-Duty 2-Pole, 3-Wire Grounding Receptacles

Rating		15A-125V	20A-125V
NEMA		5-15R	5-20R
Description	**Color**	**Cat. No.**	**Cat. No.**
Duplex, Tamper Resistant	White	MT162-HGW	MT163-HGW
	Ivory	MT162-HGI	MT163-HGI
	Light Almond	—	MT163-HGT
	Gray	MT162-HGG	MT163-HGG
	Red	MT162-HGR	MT163-HGR
Duplex, Nickel Plated Brass Strap with Integral Ground Contacts	White	M1626-HGW	M1636-HGW
	Ivory	M1626-HGI	M1636-HGI
	Light Almond	M1626-HGT	M1636-HGT
	Gray	M1626-HGG	M1636-HGG
	Black	M1626-HGE	M1636-HGE
	Brown	M1626-HG0	M1636-HG0
	Red	M1626-HGR	M1636-HGR
	Blue	M1626-HGB	M1636-HGB
Duplex, Power Indication™ Nickel Plated Brass Strap with Integral Ground Contacts	White	M1626-PLW	M1636-PLW
	Ivory	M1626-PLI	M1636-PLI
	Light Almond	M1626-PLT	M1636-PLT
	Gray	M1626-PLG	M1636-PLG
	Red	M1626-PLR	M1636-PLR
Duplex, Isolated Ground, Tamper Resistant	White	MDT82-IGW	MDT83-IGW
	Ivory	MDT82-IGI	MDT83-IGI
	Light Almond	MDT82-IGT	MDT83-IGT
	Gray	MDT82-IGG	MDT83-IGG
	Black	MDT82-IGE	MDT83-IGE
	Red	MDT82-IGR	MDT83-IGR
	Orange	MDT82-IG	MDT83-IG
Duplex, Isolated Ground	White	MD820-IGW	MD830-IGW
	Ivory	MD820-IGI	MD830-IGI
	Light Almond	MD820-IGT	MD830-IGT
	Gray	MD820-IGG	MD830-IGG
	Black	MD820-IGE	MD830-IGE
	Red	MD820-IGR	MD830-IGR
	Orange	MD820-IG	MD830-IG
Duplex, Illuminated Face	White	M1626-ILW	M1636-ILW
	Ivory	M1626-ILI	M1636-ILI
	Light Almond	M1626-ILT	M1636-ILT
	Gray	M1626-ILG	M1636-ILG
	Red	M1626-ILR	M1636-ILR
Duplex, Tamper-Resistant	White	MT162-ILW	MT163-ILW*
	Ivory	MT162-ILI*	MT163-ILI*
	Light Almond	MT162-ILT*	MT163-ILT*
	Gray	MT162-ILG*	MT163-ILG*
	Red	MT162-ILR*	MT163-ILR

*Available upon request; minimum quantities apply



M1636-HGW back with MSTWL-A



M1636-HGW back with MSTWL-A

Lev-Lok® SmartlockPro® GFCI Receptacles

Features and Benefits

- GFCI protects one duplex receptacle. No feed-through capability
- Constructed with impact-resistant nylon cover
- Large triple-wipe, brass "T" line contacts on 20A for superior contact and conductivity
- Automatically tests the GFCI every time the RESET button is pushed and will not reset if the GFCI circuit is not functioning properly
- Built-in end-of-life indication. If receptacle can no longer provide GFCI protection, it will not reset and no power will be supplied to the face
- Trip threshold meets or exceeds UL requirements for tripping time
- Right angle wiring module's thin profile makes it easier to place GFCI receptacle in the box
- #12 AWG THHN wire leads, 6" length on MSTWL series wiring modules
- Wiring module locks and latches to the receptacle body providing double the connection security
- Receptacle to be installed only with Leviton MSTWL series wiring modules
- MSTWL wiring module sold separately with protective label and factory-installed Circuit ID label

2-Pole, 3-Wire Grounding

Rating		15A-125V	20A-125V
NEMA		 5-15R	 5-20R
Description	**Color**	**Cat. No.**	**Cat. No.**
Duplex	White	M7599-HGW	M7899-HGW
	Ivory	M7599-HGI	M7899-HGI
	Light Almond	M7599-HGT	M7899-HGT
	Gray	M7599-HGY	M7899-HGY
	Black	M7599-HGE	M7899-HGE
	Brown	M7599-HG0	M7899-HG0
	Red	M7599-HGR	M7899-HGR
Duplex, Tamper Resistant	White	MT759-HGW	MT789-HGW
	Ivory	MT759-HGI	MT789-HGI
	Light Almond	MT759-HGT	MT789-HGT
	Gray	MT759-HGY	MT789-HGY
	Black	MT759-HGE	MT789-HGE
	Brown	MT759-HG0	MT789-HG0
	Red	MT759-HGR	MT789-HGR



M7599-HGI
(front)



M7599-HGI
(back)

Lev-Lok® Surge Protective Receptacles

Features and Benefits

- Available in 15A, 125V and 20A, 125V ratings
- Indicator light provides visual indication that equipment is being protected
- EMI/RFI noise filtering
- Audible alarm to indicate loss of surge protection (can be silenced)
- Wide variety of color options aid in identifying different types of equipment or applications
- Point-of-use protection for up to 18,000 amps of surge current total

15A and 20A, 125V

Rating		15A-125V	20A-125V
NEMA		 5-15R	 5-20R
Description	**Color**	**Cat. No.**	**Cat. No.**
Duplex, Tamper-Resistant with Indicator Light & Audible Alarm	White	MT828-W	MT838-W
	Ivory	MT828-I	MT838-I
	Light Almond	MT828-T	MT838-T*
	Gray	MT828-GY*	MT838-GY
	Black	MT828-E*	MT838-E*
	Brown	MT828*	MT838*
	Blue	MT828-B	MT838-B
	Red	MT828-R	MT838-R

*Available upon request; minimum quantities apply



MT828-W

SPOTLIGHT
lev-lok®

The revolutionary line of Lev-Lok® Modular Wiring Device System from Leviton speeds the installation of wiring devices from start to finish. At the rough-in stage, there is no need to make and install pigtails: simply install the Lev-Lok® wiring module. When you're ready to install the wiring devices, simply connect the wiring module to the device, tighten the mounting screws and you're done. To have a Lev-Lok® specialist contact you visit us online at www.leviton.com/levlok



Power Strips

Leviton's family of medical grade power strips are designed explicitly for use in health care facilities, including patient care areas as defined by NEC (2011) Article 517. These devices also satisfy electrical safety requirements specified in NFPA 99 (2012): Health Care Facilities Code, allowing facility managers to ensure that their facilities are compliant with this safety regulation.

Features and Benefits

- UL 60601-1, UL 1363A, and UL 60950-1 compliant to meet all major safety regulations required for health care facilities
- All outlets are hospital grade, ensuring dependable performance
- Surge-protective models are UL 1449 3rd edition compliant, providing the ultimate protection against voltage surges that can damage or diminish the performance of sensitive electronic equipment
- Heavy duty steel construction withstands the rigors of demanding environments
- Built-in overload protection shuts off the strip in case of excess power draw, and can be returned to service with the simple push of a button
- NAFTA compliant
- Locking safety covers are splash-resistant and protect from incidental contact with unused outlets
- Indicator lights provide visual confirmation of power and surge protection (where applicable)
- Limited Lifetime Warranty

Medical Grade Power Strips

Stock Medical Grade Power Strips

Description	Current Rating	AC Power Cord Length in Feet	Number of Outlets	Cat. No.
Surge Protected Medical Grade Power Strips	15A (12A max continuous load)	7	6	5306M-1S7
		15	4	5304M-1S5
		15	6	5306M-1S5
	20A (16A max continuous load)	7	6	5306M-2S7
Medical Grade Power Strips	15A (12A max continuous load)	7	4	5304M-1N7
		7	6	5306M-1N7
		15	4	5304M-1N5
	20A (16A max continuous load)	7	4	5304M-2N7



5306M-1S7

Special Order* Medical Grade Power Strips				
Description	**Current Rating**	**AC Power Cord Length in Feet**	**Number of Outlets**	**Cat. No.**
Surge Protected Medical Grade Power Strips	15A (12A max continuous load)	7	2	5302M-1S7
		7	4	5304M-1S7
		15	2	5302M-1S5
	20A (16A max continuous load)	7	2	5302M-2S7
		7	4	5304M-2S7
		15	2	5302M-2S5
		15	4	5304M-2S5
		15	6	5306M-2S5
Medical Grade Power Strips	15A (12A max continuous load)	7	2	5302M-1N7
		15	2	5302M-1N5
		15	6	5306M-1N5
	20A (16A max continuous load)	7	2	5302M-2N7
		7	6	5306M-2N7
		15	2	5302M-2N5
		15	4	5304M-2N5
		15	6	5306M-2N5

*Minimum quantities apply.
All items available with flying leads; surge-protected strips available with audible alarm as a special order — contact your Leviton sales representative for details



5304M-1S5

Hospital Grade Power Strips

5300 Series Type 3 Surge Protective Strips

Leviton's 5300 Series surge protected power strips offer superior protection for any hospital application. Our hospital version strips feature, tamper-resistant hospital grade receptacles and a hospital grade plug.

Hospital Grade Power Strips				
Description	**Current Rating**	**AC Power Cord Length**	**Number of Outlets**	**Cat. No.**
Surge Protected Hospital Grade Power Strips	125V 15A	15 ft.	6	5300-H15
	125V 15A	6 ft.	6	5300-HTS
	125V 20A	6 ft.	6	5300-HT2


5300-HT2

Plugs and Connectors

A Complete Line of Plugs and Connectors that Stands Up to the Harshest Environments

Leviton's 15 and 20 Amp hospital grade nylon plugs and connectors offer superior performance and long-lasting reliability. Devices feature ergonomic design details and rugged construction that resists impact, punishing application environments, chemicals and corrosives.

black & white®

8215-CT



NEMA configuration and device ratings are molded on front of device to assist with identification

Three "U" type fast-threading, triple drive, steel screws secure wiring module to body

Dead front solid containment barrier prevents accidental contact with internal parts

External cord grip utilizes deep triple drive steel screws that are backed out and positioned inside shrouded pockets. External clamps accept wire mesh grips. Catalog and NEMA numbers printed on cord clamp

Individual deep-funnelled chamfered wire wells. Clear housing allows inspection of wire termination and provides molded-in wire strip gauge

Wire clamps bundle stranded wire without cutting wire strand

Captive, color-coded brass #8 terminal screws



Features and Benefits

- UL 498 Listed; meets latest Federal Specifications WC-598; CSA Specification C22.2 #42 Certified
- One-piece, rivetless triple-wipe brass connector contacts offer enlarged contact surface area
- Husk is constructed from nylon for superior impact resistance in rugged environments
- Beveled back edges prevent body from catching on corners and rough surfaces
- Ergonomic, fluted body design with radial gripping edge is ideal for gripping and pulling

Continued from previous page

Features and Benefits

- Hospital grade is clearly identified by green dot
- Rugged construction resists impact, sunlight, chemicals and rough use
- All contacts are solid one-piece brass for better conductivity
- Triple-wipe, heavy-duty power contacts set in deep pockets to resist damage
- Captive, color-coded brass #8 terminal screws
- Power Indication™ devices indicate when power is ON and are equipped with green neon bulb rated at 30,000 hours (24/7) for 3.5 years

black & white® Hospital Grade Plugs and Connectors

2-Pole, 3-Wire, Grounding Black & White® Devices

Rating	15A-125V	15A-125V
NEMA	 5-15P	 5-15R
Description	**Cat. No. Plug**	**Cat. No. Connector**
Black & White® Body	8215-C	8219-C
Transparent Body	8215-CT	8219-CT
Power Indication™ Transparent Body	8215-PLC	8219-PLC
Angle, Transparent Body	8215-CAT	—



8215-CAT

2-Pole, 3-Wire, Grounding

Rating	20A-125V	20A-125V	20A-250V
NEMA	 5-20P	 5-20R	 6-20P
Description	**Cat. No. Plug**	**Cat. No. Connector**	**Cat. No. Plug**
Black & White® Body	8315-C	8319-C	—
Transparent Body	8315-CT	8319-CT	—
Power Indication™ Transparent Body	8315-PLC	8319-PLC	—
Angle, Transparent Body	8315-CAT	—	—
Angle, Black & White® Body	—	—	8415-CAT



8315-PLC

LEVITON

PLUGS & CONNECTORS | Python® | 20A Locking

python® Plugs and Connectors

Features and Benefits

- Hinged design for fast, easy installation and assembly
- Tough high-impact body
- Hospital grade is clearly identified by green dot
- Triple-drive screws for easy wiring — Standard, Philips, Robertson
- Wide cord clamp range — 18-3 SVT-10-3 ST (.245"-.700")

2-Pole, 3-Wire, Grounding

Rating	15A-125V	15A-125V	15A-250V	15A-250V
NEMA				
	5-15P	5-15R	6-15P	6-15R
Description	**Cat. No. Plug**	**Cat. No. Connector**	**Cat. No. Plug**	**Cat. No. Connector**
White Nylon Body	8256-V*	8259-V*	8656-V	8659-V
Rating	**15A-125V**	**15A-125V**	**15A-250V**	**15A-250V**
NEMA				
	5-20P	5-20R	6-20P	6-20R
Description	**Cat. No. Plug**	**Cat. No. Connector**	**Cat. No. Plug**	**Cat. No. Connector**
White Nylon Body	8356-V	8359-V	8456-V	8459-V

*Also available in Black



8256-V



8356-V

Locking Power Interrupting Devices

2-Pole, 3-Wire Grounding

Rating	20A-125V	20A-125V
Non-NEMA		
Description	**Cat. No. Plug**	**Cat. No. Connector**
Locking Plug HOSPITAL USE ONLY	23004-HG*	—
Locking Connector HOSPITAL USE ONLY	—	23001-HG*
Single Flush Receptacle with a Thermoset Body	—	23000-HG*

*UL and CSA listed.
UL for "Hospital Use Only" applications in non-hazardous locations



23000-HG

Temporary Power

J

Single Pole Devices J-2
15 Series Single Pole Devices J-5
16/18 Series Single Pole Devices J-7
17/19 Series Single Pole Devices J-19
22/23 Series Single Pole Devices J-22
Rhino-Hide® 49 Series Single Pole Devices J-27
Portable Outlet Boxes and Covers J-32
Portable GFCI Devices J-38
GFCI User Attachable Devices J-41
Stage Pin Devices J-42
Power Distribution Box and Power Cords J-44



Single Pole Devices

Leviton Single Pole Cam-Type Devices

Leviton single pole cam-type devices are designed to provide superior service and durability, even under the most severe operating conditions. Our 15 Series taper nose mini-cam plugs, receptacles and connectors are rated to 140 Amps, making them ideal for entertainment applications such as those found in carnivals and theme parks. Our 16 Series taper nose cam-type devices are rated up to 400 Amps, making them the connectors of choice for power distribution applications such as concerts, sound stages, movie making, television productions, sporting events and conventions.

The 18 Series single pole ball nose cam-type devices are also rated to 400 Amps, and are typically favored by the broadcasting and welding industries as well as many end users in Canada. All of these devices (except vulcanized plugs) feature solid brass contacts and shatter and crack proof Santoprene™ TPV insulators, making them ideal for both outdoor and indoor applications. The positive locking connection maintains its integrity even when subjected to vibration. Plus, they are interoperable and interchangeable with any competitive products.

Leviton Single Pole Latching Cam-Type Connectors

Our 17 & 19 Series taper and ball nose devices are rated up to 690 Amps and can withstand grueling, heavy-duty industrial use. Preferred applications for this series include generator test stations, water purification plants, electrochemical machining equipment and other general industrial uses.

Leviton's 22 & 23 Series single pole latching cam-type devices are also rated up to 690 Amps, providing heavy-duty, completely insulated connections that are vibration resistant. Contacts can also be retrofitted to existing locations and power distribution systems for an effortless installation. The 22 Series connectors also offers an innovative solution for all tower-to-cell cable connections in wind turbines. Our in-line cam-type connectors partnered with pre-assembled harnesses allow quick connect and disconnect on site. In addition, when compared to traditional "butt-splice" methods, cam connectors lower total installation costs drastically. These connectors are commonly used to provide power to ships dock-side, and are recognized by ETL Labs to meet U.S. Navy specifications.

Single Pole Group



Cam-Type Connectors

16 Series



Color Choices

Cam-Type connectors are offered in a wide range of colors. To order colors, add suffix to Cat. No.

White (-W)	Black (-E)	Brown (-H)	Gray (-G/-GY)	Red (-R)	Blue (-B)	Orange (-O)	Green (-G)	Yellow (-Y)

Cam-Type Connectors

Connector Type	Component	Description	Standards and Certifications (NEMA, UL, CSA)
15, 16, 18 Series Connectors	Sleeve* Contact Strain Relief	Santoprene™ Brass Copper Wire	See individual pages throughout this section for specific Standards and Certifications information
17, 19, 22/23 Series Connectors	Sleeve** Contact Strain Relief	Neoprene™ Brass Copper Wire	See individual pages throughout this section for specific Standards and Certifications information

*"V" Series Neoprene™.
**22L22/25-S Series Santoprene™

Continued on next page

LEVITON

SINGLE POLE | Cam-Type Connectors

Continued from previous page

Cam-Type Connectors

Features and Benefits

Cam Connectors for Commercial and Industrial Use

Leviton offers a wide variety of single pole cam-type cable connectors and panel mount receptacles that supply temporary electrical power distribution for multiple indoor and outdoor applications. The heavy-duty connectors are the standard for the following markets:

- Entertainment and movie industry
- Concerts and theme parks
- Carnival equipment
- Conventions

Other applications include

- Motor and generator splices
- Mining and construction sites
- Commercial and navy shipbuilding and repair
- Other temporary power applications

Leviton manufactures the highest quality single pin connectors available. Our connectors are completely compatible with competitive cam-type products and can be retrofitted to existing locations and power distribution systems. We offer a variety of quick connect/disconnect connectors for various amperage ratings in a multitude of cable sizes.

Connectors are available in

- Set screw termination
- Crimp termination
- Taper nose and ball nose configurations
- Vulcanized

Leviton Cam-Type Connectors

- Intermateable and compatible with competitive cam-type products — can be retrofitted to existing locations and power distribution systems
- Locking and reinforcing ring won't melt, break or crack
- Shatter and crack proof — high durometer thermoplastic elastomer (TPV) or neoprene rubber
- Color-coded insulating sleeves — fast and easy phase identification
- Self compensating for wear — slit and cam in male contact provides spring action for longer usage
- Quick connect/disconnect — twist and pull provided by double cam male and cam button in female
- High conductivity — positive, vibration-proof connection provided by double cam design
- Wide range of applications — usable with a multitude of cable and amperage ratings
- Meets NEC Code, UL Listed and CSA Certified. NEMA 3R-Rated for use in outside locations

Experience the Difference

Our cam-type connectors are designed for easy assembly and disassembly without special tools. A thermoplastic insulated screw is used to tightly secure the contact inside the insulating sleeve — making assembly, disassembly and field repairs effortless. The connectors use plastic locking and reinforcement rings molded into insulating sleeves and receptacles. Under severe stress and load conditions, these plastic locking and reinforcement rings will not melt, break or crack.

15 Series Single Pole Devices

Cam-Type Connectors — 15 Series

The 15 Series taper nose mini-cam plugs, receptacles and connectors are tough and reliable. Primary applications include carnivals and theme parks, as well as the entertainment industry.

15 Series Cam-Type Connectors (up to 140A, 600V)

15 Series, Taper Nose		
Description	**Color**	**Cat. No. Complete**
Male Plug — Set Screw (Cable Size: #8 -#4)	White	15D21-W
	Black	15D21-E
	Brown	15D21-H
	Red	15D21-R
	Blue	15D21-B
	Orange	15D21-O
	Green	15D21-G
	Yellow	15D21-Y
Female Plug — Set Screw (Cable Size: #8 -#4)	White	15D22-W
	Black	15D22-E
	Brown	15D22-H
	Red	15D22-R
	Blue	15D22-B
	Orange	15D22-O
	Green	15D22-G
	Yellow	15D22-Y
Male Plug — Crimped (Cable Size: #8 -#4)	White	15D23-W
	Black	15D23-E
	Brown	15D23-H
	Red	15D23-R
	Blue	15D23-B
	Orange	15D23-O
	Green	15D23-G
	Yellow	15D23-Y*
Female Plug — Crimped (Cable Size: #8 -#4)	White	15D24-W
	Black	15D24-E
	Brown	15D24-H
	Red	15D24-R
	Blue	15D24-B
	Orange	15D24-O
	Green	15D24-G
	Yellow	15D24-Y

*Contact factory for availability



15D22-G



15D23-W



15D24-G

LEVITON

SINGLE POLE | 15 Series

15 Series Panel Receptacle (up to 140A, 600V)

15 Series, Taper Nose

Description	Color	Cat. No. Male	Cat. No. Female
Panel Receptacle — Threaded Stud (Cable Size: #8-#4)	White	15R21-W	15R22-W
	Black	15R21-E	15R22-E
	Brown	15R21-H	15R22-H
	Red	15R21-R	15R22-R
	Blue	15R21-B	15R22-B
	Orange	15R21-O	15R22-O
	Green	15R21-G	15R22-G
	Yellow	15R21-Y*	15R22-Y

Note: Contact factory for sizes.
*Contact factory for availability


15R21-R


15P21-E

15 Series Protective Caps And Covers

Protective Caps and Covers (NEMA 3R Enclosure only)

Description	Color	Cat. No. Male
Male Protective Caps	White	15P21-W*
	Black	15P21-E*
Female Protective Caps	White	15P22-W*
	Black	15P22-E*
NEMA 3R Enclosure for Male and Female Panel Receptacles	White	15S31-W
	Black	15S31-E
	Brown	15S31-H
	Red	15S31-R
	Blue	15S31-B
	Orange	15S31-O
	Green	15S31-G
	Yellow	15S31-Y

*Contact factory for availability.
Contact factory for different stud lengths


15S31-R

SPOTLIGHT
Temporary Power

Leviton offers a comprehensive line of temporary power products for the commercial, industrial and entertainment market segments. See Section J, our Temporary Power Section, for our full temporary power offering, or visit us online at www.leviton.com/temppower



16/18 Series Single Pole Devices

Cam-Type Connectors — 16 Series

The 16 Series taper nose products are the connectors of choice for concerts, sound stages, movie-making, television production, sporting events and conventions.

16 Series Cam-Type Connectors (up to 190A, 600V)

16 Series, Taper Nose — Double Set Screw

Description	Color	Cat. No. Complete
Male Detachable Plug — Double Set Screw (Cable Size: #6-#2)	White	16D44-W
	Black	16D44-E
	Brown	16D44-H
	Red	16D44-R
	Blue	16D44-B
	Orange	16D44-O
	Green	16D44-G
	Yellow	16D44-Y
Female Detachable Plug — Double Set Screw (Cable Size: #6-#2)	White	16D45-W
	Black	16D45-E
	Brown	16D45-H
	Red	16D45-R
	Blue	16D45-B
	Orange	16D45-O
	Green	16D45-G
	Yellow	16D45-Y



16D25-R



16D34-B

16 Series Cam-Type Connectors (up to 220A, 600V)

16 Series, Taper Nose — Crimped

Description	Color	Cat. No. Complete	Cat. No. Insulator
Male Detachable Plug — Crimped (Cable Size: #2-#1)	White	16D25-W	16SDM-2PW
	Black	16D25-E	16SDM-2PE
	Brown	16D25-H*	16SDM-2PH*
	Red	16D25-R	16SDM-2PR
	Blue	16D25-B*	16SDM-2PB
	Orange	16D25-O*	16SDM-2PO*
	Green	16D25-G	16SDM-2PG*
	Yellow	16D25-Y*	16SDM-2PY*
Female Detachable Plug — Crimped (Cable Size: #2-#1)	White	16D34-W	16SDF-2PW
	Black	16D34-E	16SDF-2PE
	Brown	16D34-H*	16SDF-2PH*
	Red	16D34-R	16SDF-2PR
	Blue	16D34-B	16SDF-2PB
	Orange	16D34-O*	16SDF-2PO*
	Green	16D34-G	16SDF-2PG*
	Yellow	16D34-Y*	16SDF-2PY*

*Contact factory for availability

SINGLE POLE | 16 Series | Cable Connectors

Continued from previous page

16 Series Cam-Type Connectors (up to 300A, 600V)

16 Series, Taper Nose — Single Set Screw

Description	Color	Cat. No. Complete	Cat. No. Insulator
Male Detachable Plug — Single Set Screw (Cable Size: #2-2/0)	White	16D21-W	16SDM-2PW
	Black	16D21-E	16SDM-2PE
	Brown	16D21-H	16SDM-2PH*
	Red	16D21-R	16SDM-2PR
	Blue	16D21-B	16SDM-2PB
	Orange	16D21-O	16SDM-2PO*
	Green	16D21-G	16SDM-2PG*
	Yellow	16D21-Y	16SDM-2PY*
Female Detachable Plug — Single Set Screw (Cable Size: #2-2/0)	White	16D29-W	16SDF-2PW
	Black	16D29-E	16SDF-2PE
	Brown	16D29-H	16SDF-2PH
	Red	16D29-R	16SDF-2PR
	Blue	16D29-B	16SDF-2PB
	Orange	16D29-O	16SDF-2PO*
	Green	16D29-G	16SDF-2PG*
	Yellow	16D29-Y	16SDF-2PY*

*Contact factory for availability

Continued on next page



16D21-O



16D29-G



16SDM-2PR

16 Series Cam-Type Connectors (up to 300A, 600V)

16 Series, Taper Nose — Double Set Screw

Description	Color	Cat. No. Complete	Cat. No. Contact	Cat. No. Insulator
Male Detachable Plug — Double Set Screw (Cable Size: #2-2/0)	White	16D22-W	16D22-PC	16SDM-2PW
	Black	16D22-E	16D22-PC	16SDM-2PE
	Brown	16D22-H	16D22-PC	16SDM-2PH*
	Red	16D22-R	16D22-PC	16SDM-2PR
	Blue	16D22-B	16D22-PC	16SDM-2PB
	Orange	16D22-O	16D22-PC	16SDM-2PO*
	Green	16D22-G	16D22-PC	16SDM-2PG*
	Yellow	16D22-Y	16D22-PC	16SDM-2PY*
Female Detachable Plug — Double Set Screw (Cable Size: #2-2/0)	White	16D31-W	16D31-PC	16SDF-2PW
	Black	16D31-E	16D31-PC	16SDF-2PE
	Brown	16D31-H	16D31-PC	16SDF-2PH*
	Red	16D31-R	16D31-PC	16SDF-2PR
	Blue	16D31-B	16D31-PC	16SDF-2PB
	Orange	16D31-O	16D31-PC	16SDF-2PO*
	Green	16D31-G	16D31-PC	16SDF-2PG*
	Yellow	16D31-Y	16D31-PC	16SDF-2PY*

*Contact factory for availability



16SDF-2PG



16D22-E



16D31-O

16 Series Cam-Type Connectors (up to 400A, 600V)

16 Series, Taper Nose — Single Set Screw

Description	Color	Cat. No. Complete	Cat. No. Insulator
Male Detachable Plug — Single Set Screw (Cable Size: 1/0-4/0)	White	16D23-W	16SDM-1PW
	Black	16D23-E	16SDM-1PE
	Brown	16D23-H	16SDM-1PH
	Red	16D23-R	16SDM-1PR
	Blue	16D23-B	16SDM-1PB
	Orange	16D23-O	16SDM-1PO
	Green	16D23-G	16SDM-1PG
	Yellow	16D23-Y	16SDM-1PY
Female Detachable Plug — Single Set Screw (Cable Size: 1/0-4/0)	White	16D32-W	16SDF-1PW
	Black	16D32-E	16SDF-1PE
	Brown	16D32-H	16SDF-1PH
	Red	16D32-R	16SDF-1PR
	Blue	16D32-B	16SDF-1PB
	Orange	16D32-O	16SDF-1PO
	Green	16D32-G	16SDF-1PG
	Yellow	16D32-Y	16SDF-1PY

*Contact factory for availability



16D23-B



16D32-W



16D24-R

16 Series, Taper Nose — Double Set Screw

Description	Color	Cat. No. Complete	Cat. No. Contact	Cat. No. Insulator
Male Detachable Plug — Double Set Screw (Cable Size: 1/0-4/0)	White	16D24-W	16D24-PC	16SDM-1PW
	Gray	16D24-GY	16D24-PC	—
	Black	16D24-E	16D24-PC	16SDM-1PE
	Brown	16D24-H	16D24-PC	16SDM-1PH
	Red	16D24-R	16D24-PC	16SDM-1PR
	Blue	16D24-B	16D24-PC	16SDM-1PB
	Orange	16D24-O	16D24-PC	16SDM-1PO
	Green	16D24-G	16D24-PC	16SDM-1PG
	Yellow	16D24-Y	16D24-PC	16SDM-1PY
Female Detachable Plug — Double Set Screw (Cable Size: 1/0-4/0)	White	16D33-W	16D33-PC*	16SDF-1PW
	Gray	16D33-GY	16D33-PC*	—
	Black	16D33-E	16D33-PC*	16SDF-1PE
	Brown	16D33-H	16D33-PC*	16SDF-1PH
	Red	16D33-R	16D33-PC*	16SDF-1PR
	Blue	16D33-B	16D33-PC*	16SDF-1PB
	Orange	16D33-O	16D33-PC*	16SDF-1PO
	Green	16D33-G	16D33-PC*	16SDF-1PG
	Yellow	16D33-Y	16D33-PC*	16SDF-1PY

*Contact factory for availability

Continued on next page



16D33-E

SINGLE POLE | 16 Series | Cable Connectors

Continued from previous page

16 Series Cam-Type Connectors (up to 400A, 600V)

16 Series, Taper Nose — Crimped

Description	Color	Cat. No. Complete	Cat. No. Insulator
Male Detachable Plug — Crimped (Cable Size: 3/0-4/0)	White	16D28-W	16SDM-1PW
	Black	16D28-E	16SDM-1PE
	Brown	16D28-H	16SDM-1PH*
	Red	16D28-R	16SDM-1PR
	Blue	16D28-B	16SDM-1PB
	Orange	16D28-O	16SDM-1PO
	Green	16D28-G	16SDM-1PG
	Yellow	16D28-Y	16SDM-1PY
Female Detachable Plug — Crimped (Cable Size: 3/0-4/0)	White	16D37-W	16SDF-1PW
	Black	16D37-E	16SDF-1PE
	Brown	16D37-H	16SDF-1PH
	Red	16D37-R	16SDF-1PR
	Blue	16D37-B	16SDF-1PB
	Orange	16D37-O	16SDF-1PO
	Green	16D37-G	16SDF-1PG
	Yellow	16D37-Y	16SDF-1PY

*Contact factory for availability


16D28-W


16D37-H


16V22-B

16 Series Cam-Type Connectors (up to 300A, 600V)

16 Series, Taper Nose — Crimped, Vulcanized

Description	Color	Cat. No. Complete
Male Vulcanized Plug — Crimped (Cable Size: 1/0-2/0)	White	16V22-W*
	Black	16V22-E*
	Brown	16V22-H*
	Red	16V22-R*
	Blue	16V22-B
	Orange	16V22-O*
	Green	16V22-G
	Yellow	16V22-Y*
Male Vulcanized Plug — Crimped "Tour Grade" with Nickel Plated Contacts (Cable Size: 1/0-2/0)	White	16V22-TW
	Green	16V22-TG
Female Vulcanized Plug Crimped — (Cable Size: 1/0-2/0)	White	16V26-W*
	Black	16V26-E*
	Brown	16V26-H*
	Red	16V26-R
	Blue	16V26-B*
	Orange	16V26-O*
	Green	16V26-G*
	Yellow	16V26-Y*
Female Vulcanized Plug — Crimped "Tour Grade" with Nickel Plated Contacts Cable Size: 1/0-2/0)	White	16V26-TW*
	Green	16V26-TG*

*Contact factory for availability


16V22-G


16V26-R


16V26-W

16 Series Cam-Type Connectors (up to 400A, 600V)

16 Series, Taper Nose — Crimped, Vulcanized		
Description	**Color**	**Cat. No. Complete**
Male Vulcanized Plug — Crimped (Cable Size: 3/0-4/0)	White	16V24-W
	Black	16V24-E
	Brown	16V24-H*
	Red	16V24-R
	Blue	16V24-B
	Orange	16V24-O
	Green	16V24-G
	Yellow	16V24-Y*
Male Vulcanized Plug — Crimped "Tour Grade" with Nickel Plated Contacts (Cable Size: 3/0-4/0)	White	16V24-TW
	Black	16V24-TE
	Red	16V24-TR
	Blue	16V24-TB
Female Vulcanized Plug — Crimped (Cable Size: 3/0-4/0)	White	16V28-W
	Black	16V28-E
	Brown	16V28-H*
	Red	16V28-R
	Blue	16V28-B
	Orange	16V28-O*
	Green	16V28-G
	Yellow	16V28-Y*
Female Vulcanized Plug — Crimped "Tour Grade" with Nickel Plated Contacts (Cable Size: 3/0-4/0)	White	16V28-TW*
	Black	16V28-TE*
	Red	16V28-TR*
	Blue	16V28-TB*

*Contact factory for availability


16V24-Y


16V24-R


16V28-E


16V28-B

SPOTLIGHT
Temporary Power

Leviton offers a comprehensive line of temporary power products for the commercial, industrial and entertainment market segments. See Section J, our Temporary Power Section, for our full temporary power offering, or visit us online at www.leviton.com/temppower



LEVITON

SINGLE POLE | 16 Series | Panel Receptacles

16 Series Single Pole Cam-Type Panel Receptacles

Leviton's single pole panel receptacles are designed to provide superior service and durability, even under the most severe operating conditions. Featuring solid brass contacts and Santoprene™ TPV insulators, these devices are ideal for use in equipment associated with concerts, sound stages, movie-making, television production and many other power distribution applications. Our unique 45° angle version is perfect for applications where cables protruding 90° from the panel are impractical. These Leviton 16 Series single pole panel receptacles and accessories are UL/CSA Listed and are completely interoperable and interchangeable with competitive cam-type plugs and receptacles.

Features and Benefits

- Male and female receptacles
- Double set screw or threaded stud termination
- Self compensating for wear (male receptacle)
- Color-coded insulators for easy phase identification

16 Series 45° Angle Cam-Type Panel Receptacles (up to 400A, 600V)

16 Series, Taper Nose — 45° UL CSA

Description	Color	Cat. No.		Cat. No.	
		Double Set Screw Style (Cable Size: 1/0-4/0)		Threaded Stud Style (Cable Size: #2-4/0)	
		Male	Female	Male	Female
45° Panel Receptacle	White	16R27-W	16R28-W	16R29-W	16R30-W
	Black	16R27-E	16R28-E	16R29-E	16R30-E
	Red	16R27-R	16R28-R	16R29-R	16R30-R
	Blue	16R27-B	16R28-B	16R29-B	16R30-B
	Green	16R27-G	16R28-G	16R29-G	16R30-G



16R27-G



16R28-R

SPOTLIGHT
Temporary Power

Leviton offers a comprehensive line of temporary power products for the commercial, industrial and entertainment market segments. See Section J, our Temporary Power Section, for our full temporary power offering, or visit us online at www.leviton.com/temppower



16 Series Single Pole Cam-Type Connectors (up to 400A, 600V)

16 Series, Taper Nose — 90° (1623, 1624, 16RSW only UL CSA)						
Description	**Color**	**Cat. No.**		**Cat. No.**		**Cat. No.**
		Double Set Screw Style (Cable Size: 1/0-4/0)		**Threaded Stud Style** (Cable Size: #2-4/0)**		**Female with Micro Switch**
		Male	**Female**	**Male**	**Female**	
Panel Receptacle	White	16R21-W	16R22-W	16R23-W	16R24-W	16RSW-W
	Black	16R21-E	16R22-E	16R23-E	16R24-E	16RSW-E
	Brown	16R21-H	16R22-H	16R23-H	16R24-H	16RSW-H*
	Red	16R21-R	16R22-R	16R23-R	16R24-R	16RSW-R
	Blue	16R21-B	16R22-B	16R23-B	16R24-B	16RSW-B
	Orange	16R21-O	16R22-O	16R23-O	16R24-O	16RSW-O*
	Green	16R21-G	16R22-G	16R23-G	16R24-G	16RSW-G
	Yellow	16R21-Y	16R22-Y	16R23-Y	16R24-Y	16RSW-Y*


16R21-R


16RSW-G

Description	**Color**	**Cat. No.**		**Cat. No.**	
		With Half Round Tapped Terminal (Cable Size: #2-4/0)		**Threaded Stud Style with Self-Clinching PEM Nuts-Mounting Plate (Cable Size: #2-4/0)**	
		Male	**Female**	**Male**	**Female**
Panel Receptacle	White	16R19-W	16R20-W	16R25-W	16R26-W
	Black	16R19-E	16R20-E	16R25-E	16R26-E
	Brown	16R19-H*	16R20-H*	16R25-H	16R26-H
	Red	16R19-R	16R20-R	16R25-R	16R26-R
	Blue	16R19-B	16R20-B	16R25-B	16R26-B
	Orange	16R19-O*	16R20-O*	16R25-O	16R26-O
	Green	16R19-G	16R20-G	16R25-G	16R26-G
	Yellow	16R19-Y*	16R20-Y*	16R25-Y	16R26-Y


16R19-E

Description	**Color**	**Cat. No. Angle Style**	**Cat. No. Offset Style**
Female Terminal Connector (Cable Size: #2-4/0)	White	16F21-W	16F22-W
	Black	16F21-E	16F22-E
	Brown	16F21-H	16F22-H
	Red	16F21-R	16F22-R
	Blue	16F21-B	16F22-B
	Orange	16F21-O	16F22-O
	Green	16F21-G	16F22-G
	Yellow	16F21-Y	16F22-Y


16F21-B

*Contact factory for availability.
**Contact factory for different threaded stud lengths

16 Series Single Pole Multi-Way Connectors (up to 400A, 600V)

16 Series, Taper Nose — Multi-Way			
Description	**Color**	**Cat. No.**	**Cat No.**
		Paralleling T Female-Male-Male	**Tapping T Female-Female-Male**
Multi-Way Connectors	White	16A21-W	16A22-W
	Black	16A21-E	16A22-E
	Brown	16A21-H*	16A22-H
	Red	16A21-R	16A22-R
	Blue	16A21-B	16A22-B
	Orange	16A21-O	16A22-O
	Green	16A21-G	16A22-G
	Yellow	16A21-Y*	16A22-Y



16A21-G

Description	Color	Cat. No.	Cat. No.	Cat. No.	Cat. No.
		3-Fer Male-Fem.-Fem.-Fem	**Reversed 3-Fer Female-Male-Male-Male**	**Double Female Female-Female**	**Double Male Male-Male**
Multi-Way Connectors	White	16A23-W	16A26-W	16A24-W	16A25-W
	Black	16A23-E	16A26-E	16A24-E	16A25-E
	Brown	16A23-H*	16A26-H*	16A24-H*	16A25-H
	Red	16A23-R	16A26-R*	16A24-R	16A25-R
	Blue	16A23-B	16A26-B*	16A24-B	16A25-B
	Orange	16A23-O*	16A26-O*	16A24-O	16A25-O
	Green	16A23-G	16A26-G	16A24-G	16A25-G
	Yellow	16A23-Y*	16A26-Y*	16A24-Y	16A25-Y



16A23-E

*Contact factory for availability



16A24-B

16 Series Single Pole Protective Caps and Covers

16 Series (NEMA 3R Enclosure only)			
Description	**Color**	**Cat. No. Male**	**Cat. No. Female**
Protective Caps for Cable Connectors	White	16P21-W	16P22-W
	Black	16P21-E	16P22-E
	Brown	16P21-H	16P22-H
	Red	16P21-R	16P22-R
	Blue	16P21-B	16P22-B
	Orange	16P21-O	16P22-O
	Green	16P21-G	16P22-G
	Yellow	16P21-Y	16P22-Y
NEMA 3R Enclosure — for Male and Female Panel Receptacles	White	16S31-W	16S31-W
	Black	16S31-E	16S31-E
	Brown	16S31-H	16S31-H
	Red	16S31-R	16S31-R
	Blue	16S31-B	16S31-B
	Orange	16S31-O	16S31-O
	Green	16S31-G	16S31-G
	Yellow	16S31-Y	16S31-Y



16P22-E



16S31-R

16 Series Single Pole Cam-Type Adapter Cable Assemblies

Leviton's 16 Series single pole cam-type device line has been expanded to include a variety of assembled adapters. These cable assemblies, or "soft adapters", feature the most common adapter configurations. The entire line of Leviton 16 Series single pole cam-type adapter cable assemblies are UL/CSA Listed and completely interoperable and interchangeable with competitive cam-type plugs and receptacles.

Features and Benefits

- 4/0 cable provides up to 400A/600V capacity
- "Lay flat" design provides for safe cable routing
- Color-coded insulators for easy phase identification

16 Series Cam-Type Adapter Cable Assemblies



16 Series, Taper Nose (UL) (CSA)

Description	Color	Cat. No. (Cable Size: 4/0) Soft Paralleling Tee Female-Male-Male	Cat. No. (Cable Size: 4/0) Soft Tapping Tee Female-Female-Male	Cat. No. (Cable Size: 4/0) Soft 3-Fer Male-Female-Female-Female	Cat. No. (Cable Size: 4/0) Soft Reverse 3-Fer Female-Male-Male-Male
"Soft" Cable	White	16A31-W	16A32-W	16A33-W	16A36-W
	Black	16A31-E	16A32-E	16A33-E	16A36-E
	Brown	16A31-H*	16A32-H*	16A33-H*	16A36-H*
	Red	16A31-R	16A32-R	16A33-R	16A36-R
	Blue	16A31-B	16A32-B	16A33-B	16A36-B
	Orange	16A31-O*	16A32-O*	16A33-O*	16A36-O*
	Green	16A31-G	16A32-G	16A33-G	16A36-G
	Yellow	16A31-Y*	16A32-Y*	16A33-Y*	16A36-Y*

*Contact factory for availability

SPOTLIGHT
Temporary Power

Leviton offers a comprehensive line of temporary power products for the commercial, industrial and entertainment market segments. See Section J, our Temporary Power Section, for our full temporary power offering, or visit us online at www.leviton.com/temppower



LEVITON

Cam-Type Connectors — 18 Series

The 18 Series ball nose pin and sleeve type plugs, receptacles and connectors are used by the broadcast industry in Canada, as well as the welding industry in the United States.

18 Series Cam-Type Connectors (up to 300A, 600V)

18 Series, Ball Nose — Single Set Screw

Description	Color	Cat. No. Complete
Male Detachable Plug — Single Set Screw (Cable Size: #2-2/0)	White	18D21-W*
	Black	18D21-E
	Brown	18D21-H*
	Red	18D21-R*
	Blue	18D21-B*
	Orange	18D21-O*
	Green	18D21-G*
	Yellow	18D21-Y*
Female Detachable Plug — Single Set Screw (Cable Size: #2-2/0)	White	18D29-W*
	Black	18D29-E
	Brown	18D29-H*
	Red	18D29-R
	Blue	18D29-B*
	Orange	18D29-O*
	Green	18D29-G
	Yellow	18D29-Y*

*Contact factory for availability



18D21-B



18D29-O



18D22-G

18 Series, Ball Nose — Double Set Screw UL CSA

Description	Color	Cat. No. Complete
Male Detachable Plug — Double Set Screw (Cable Size: #2-2/0)	White	18D22-W
	Black	18D22-E
	Brown	18D22-H*
	Red	18D22-R
	Blue	18D22-B
	Orange	18D22-O*
	Green	18D22-G
	Yellow	18D22-Y*
Female Detachable Plug — Double Set Screw (Cable Size: #2-2/0)	White	18D31-W
	Black	18D31-E
	Brown	18D31-H*
	Red	18D31-R
	Blue	18D31-B
	Orange	18D31-O*
	Green	18D31-G
	Yellow	18D31-Y*

*Contact factory for availability



18D31-W

18 Series Cam-Type Connectors (up to 400A, 600V)

18 Series, Ball Nose — Single Set Screw

Description	Color	Cat. No. Complete
Male Detachable Plug — Single Set Screw (Cable Size: 1/0-4/0)	White	18D23-W*
	Black	18D23-E
	Brown	18D23-H*
	Red	18D23-R
	Blue	18D23-B*
	Orange	18D23-O*
	Green	18D23-G*
	Yellow	18D23-Y*
Female Detachable Plug — Single Set Screw (Cable Size: 1/0-4/0)	White	18D32-W*
	Black	18D32-E
	Brown	18D32-H*
	Red	18D32-R*
	Blue	18D32-B*
	Orange	18D32-O*
	Green	18D32-G*
	Yellow	18D32-Y*

*Contact factory for availability


18D23-Y


18D32-H

18 Series, Ball Nose — Double Set Screw

Description	Color	Cat. No. Complete
Male Detachable Plug — Double Set Screw (Cable Size: 1/0-4/0)	White	18D24-W
	Black	18D24-E
	Brown	18D24-H
	Red	18D24-R
	Blue	18D24-B
	Orange	18D24-O
	Green	18D24-G
	Yellow	18D24-Y
Female Detachable Plug — Double Set Screw (Cable Size: 1/0-4/0)	White	18D33-W
	Black	18D33-E
	Brown	18D33-H
	Red	18D33-R
	Blue	18D33-B
	Orange	18D33-O
	Green	18D33-G
	Yellow	18D33-Y


18D24-E


18D33-R

Continued on next page

LEVITON

SINGLE POLE | 18 Series

Continued from previous page

18 Series Cam-Type Connectors (up to 400A, 600V)

18 Series, Ball Nose — Terminal Connectors and Caps

Description	Color	Cat. No. Angle Style	Cat. No. Offset Style
Female Terminal Connectors (Cable Size: #2-4/0)	White	18F21-W	18F22-W*
	Black	18F21-E*	18F22-E*
	Brown	18F21-H*	18F22-H*
	Red	18F21-R*	18F22-R*
	Blue	18F21-B*	18F22-B*
	Orange	18F21-O*	18F22-O*
	Green	18F21-G*	18F22-G*
	Yellow	18F21-Y*	18F22-Y*



18F21-E

Description	Color	Cat. No. Angle Style	Cat. No. Offset Style
		Male	Female
Protective Caps for Cable Connectors	White	18P21-W*	18P22-W*
	Black	18P21-E	18P22-E
	Brown	18P21-H*	18P22-H*
	Red	18P21-R*	18P22-R*
	Blue	18P21-B*	18P22-B*
	Orange	18P21-O*	18P22-O*
	Green	18P21-G	18P22-G*
	Yellow	18P21-Y*	18P22-Y*



18P22-E

*Contact factory for availability

18 Series Cam-Type Connectors (up to 400A, 600V)

18 Series, Ball Nose — T and Panel

Description	Color	Cat. No.	Cat. No.
		Paralleling T Female-Male-Male	Tapping T Female-Female-Male
Three-Way Lay Down "T" Connectors	White	18A21-W*	18A22-W*
	Black	18A21-E*	18A22-E
	Brown	18A21-H*	18A22-H*
	Red	18A21-R*	18A22-R*
	Blue	18A21-B*	18A22-B*
	Orange	18A21-O*	18A22-O*
	Green	18A21-G*	18A22-G*
	Yellow	18A21-Y*	18A22-Y*



18A22-E

Description	Color	Cat. No.		Cat. No.	
		Threaded Stud Style (Cable Size: #2-4/0)		Double Set Screw Style (Cable Size: 1/0-4/0)	
		Male	Female	Male	Female
Panel Receptacles	White	18R21-W*	18R22-W	18R23-W	18R24-W
	Black	18R21-E	18R22-E	18R23-E	18R24-E
	Brown	18R21-H*	18R22-H*	18R23-H	18R24-H
	Red	18R21-R*	18R22-R	18R23-R	18R24-R
	Blue	18R21-B	18R22-B	18R23-B	18R24-B
	Orange	18R21-O*	18R22-O*	18R23-O	18R24-O
	Green	18R21-G	18R22-G	18R23-G	18R24-G
	Yellow	18R21-Y*	18R22-Y*	18R23-Y	18R24-Y



18R22-G

*Contact factory for availability

Continued on next page

Continued from previous page

18 Series Cam-Type Connectors (up to 400A, 600V)

18 Series, Ball Nose — Multi-Way			
Description	**Color**	**Cat. No.**	
		Male-Female	
Multi-Way Connectors	White	18A23-W*	
	Black	18A23-E*	
	Brown	18A23-H*	
	Red	18A23-R*	
	Blue	18A23-B*	
	Orange	18A23-O*	
	Green	18A23-G*	
	Yellow	18A23-Y*	
Description	**Color**	**Cat. No.**	**Cat. No.**
		Double Female	**Double Male**
Multi-Way Connectors	White	18A24-W*	18A25-W
	Black	18A24-E*	18A25-E*
	Brown	18A24-H*	18A25-H*
	Red	18A24-R*	18A25-R*
	Blue	18A24-B*	18A25-B*
	Orange	18A24-O*	18A25-O*
	Green	18A24-G*	18A25-G
	Yellow	18A24-Y*	18A25-Y*



18A23-E



18A25-E

17/19 Series Single Pole Devices

Cam-Type Connectors — 17 Series

The 17 Series Taper Nose connectors withstand grueling, heavy-duty industrial use. Applications include generator test stations, water purification plants, electro-chemical machining equipment and other general industrial uses.

17 Series Cam-Type Connectors (up to 570A, 600V)

17 Series, Taper Nose		
Description	**Color**	**Cat. No. Complete**
Male Detachable Plug — Double Set Screw (Cable Size: 250-350MCM)	White	17D21-W
	Black	17D21-E
	Brown	17D21-H
	Red	17D21-R
	Blue	17D21-B
	Orange	17D21-O
	Green	17D21-G
	Yellow	17D21-Y
Female Detachable Plug — Double Set Screw (Cable Size: 250-350MCM)	White	17D23-W
	Black	17D23-E
	Brown	17D23-H
	Red	17D23-R
	Blue	17D23-B
	Orange	17D23-O
	Green	17D23-G
	Yellow	17D23-Y



17D21-B



17D23-O

LEVITON

SINGLE POLE | 17 Series

17 Series Cam-Type Connectors (up to 690A, 600V)

17 Series, Taper Nose		
Description	**Color**	**Cat. No. Complete**
Male Detachable Plug — Double Set Screw (Cable Size: 350-500MCM)	White	17D22-W
	Black	17D22-E
	Brown	17D22-H
	Red	17D22-R
	Blue	17D22-B
	Orange	17D22-O
	Green	17D22-G
	Yellow	17D22-Y
Female Detachable Plug — Double Set Screw (Cable Size: 350-500MCM)	White	17D24-W
	Black	17D24-E
	Brown	17D24-H
	Red	17D24-R
	Blue	17D24-B
	Orange	17D24-O
	Green	17D24-G
	Yellow	17D24-Y
Male Vulcanized Plug — Crimped (Cable Size: 500-750MCM)	White	17V23-W*
	Black	17V23-E
	Brown	17V23-H*
	Red	17V23-R*
	Blue	17V23-B*
	Orange	17V23-O*
	Green	17V23-G*
	Yellow	17V23-Y*
Female Vulcanized Plug — Crimped (Cable Size: 500-750MCM)	White	17V26-W*
	Black	17V26-E
	Brown	17V26-H*
	Red	17V26-R*
	Blue	17V26-B*
	Orange	17V26-O*
	Green	17V26-G*
	Yellow	17V26-Y*

*Contact factory for availability


17D22-H


17D24-R


17V23-E


17V26-B

SPOTLIGHT
Temporary Power

Leviton offers a comprehensive line of temporary power products for the commercial, industrial and entertainment market segments. See Section J, our Temporary Power Section, for our full temporary power offering, or visit us online at www.leviton.com/temppower



17 Series Cam-Type Connectors (up to 690A, 600V)

17 Series, Taper Nose					
Description	**Color**	**90° Style Male**	**90° Style Female**	**30° Style Male**	**30° Style Female**
Panel Receptacle — Threaded Stud (Cable Size: 250-750MCM)	White	17R21-W	17R22-W	17R23-W	17R24-W
	Black	17R21-E	17R22-E	17R23-E	17R24-E
	Brown	17R21-H	17R22-H	17R23-H*	17R24-H
	Red	17R21-R	17R22-R	17R23-R	17R24-R
	Blue	17R21-B	17R22-B	17R23-B	17R24-B
	Orange	17R21-O	17R22-O	17R23-O*	17R24-O
	Green	17R21-G	17R22-G	17R23-G	17R24-G
	Yellow	17R21-Y	17R22-Y	17R23-Y*	17R24-Y


17R21-W

Description	**Color**	**Angle Style**	**Offset Style**	**Protective Caps Male**	**Protective Caps Female**
Female Terminal Connectors (Cable Size: 250-750MCM)	White	—	—	17P21-W	17P22-W
	Black	—	—	17P21-E	17P22-E
	Brown	—	—	17P21-H	17P22-H
	Red	—	—	17P21-R	17P22-R
	Blue	—	—	17P21-B	17P22-B
	Orange	—	—	17P21-O	17P22-O
	Green	—	—	17P21-G	17P22-G
	Yellow	—	—	17P21-Y	17P22-Y
Protective Cover for 90° 17/19 Series Receptacles	White	17S31-W	—	—	—
	Black	17S31-E	—	—	—
	Red	17S31-R	—	—	—
	Blue	17S31-B	—	—	—
	Green	17S31-G	—	—	—


17P21-E


17S31-R

*Contact factory for availability

Cam-Type Connectors — 19 Series

The 19 Series ball nose connectors are designed for general industrial applications.

19 Series Cam-Type Connectors (up to 570A, 600V)

19 Series, Ball Nose		
Description	**Color**	**Cat. No. Complete**
Male Detachable Plug — Double Set Screw (Cable Size: 350-500MCM)	White	19D22-W
	Black	19D22-E
	Brown	19D22-H*
	Red	19D22-R
	Blue	19D22-B*
	Orange	19D22-O*
	Green	19D22-G
	Yellow	19D22-Y*
Female Detachable Plug — Double Set Screw (Cable Size: 350-500MCM)	White	19D24-W
	Black	19D24-E
	Brown	19D24-H*
	Red	19D24-R
	Blue	19D24-B*
	Orange	19D24-O*
	Green	19D24-G
	Yellow	19D24-Y*


19D22-G


19D24-B

*Contact factory for availability

SINGLE POLE | 19 Series/22 Series

19 Series Cam-Type Connectors (up to 690A, 600V)

19 Series, Ball Nose — 90° Female		
Description	**Color**	**90° Style Female**
Panel Receptacle Threaded Stud (Cable Size: 250-750MCM)	White Black Brown Red Blue Orange Green Yellow	19R22-W 19R22-E 19R22-H* 19R22-R 19R22-B 19R22-O* 19R22-G* 19R22-Y*



19P21-E

Description	**Color**	**Male**	**Female**
Protective Caps	White	19P21-W	19P22-W
	Black	19P21-E	19P22-E
	Brown	19P21-H*	19P22-H*
	Red	19P21-R	19P22-R
	Blue	19P21-B	19P22-B*
	Orange	19P21-O*	19P22-O*
	Green	19P21-G*	19P22-G*
	Yellow	19P21-Y*	19P22-Y*

*Contact factory for availability

22/23 Series Single Pole Devices

Cam-Type Connectors — 22 Series, Latching Ball Nose

Leviton's cam-type positive latching connectors and receptacles are the standard used by Navy bases and shipyards in supplying 3-phase power to ships at dockside. Our latching connector series has been tested to meet Navy specs, including intermateability with competition. These heavy duty, completely insulated connectors are vibration resistant so they will not vibrate or loosen — ensuring high conductivity and maximum efficiency. Contacts can be retrofitted to existing locations and power distribution systems. Male contacts provide 40% more surface contact with the female than competitive products, ensuring greater conductivity while preventing burnout.

22 Series Cam-Type Connectors (up to 570A, 600V)

22 Series, Latching Ball Nose		
Description	**Color**	**Cat. No. Complete**
Male Connectors - Crimped (Cable Size: 250-350MCM)	White Black Red Green	22L21-W 22L21-E 22L21-R 22L21-G
Female Connectors - Crimped (Cable Size: 250-350MCM)	White Black Red Green	22L24-W 22L24-E 22L24-R 22L24-G



22L21-R

22 Series Cam-Type Connectors (up to 690A, 600V)

22 Series, Latching Ball Nose		
Description	**Color**	**Cat. No. Complete**
Male Connectors — Crimped (Cable Size: 350-500MCM)	White	22L22-W
	Black	22L22-E
	Red	22L22-R
Female Connectors — Crimped (Cable Size: 350-500MCM)	White	22L25-W
	Black	22L25-E
	Red	22L25-R



22L25-E

22 "S" Series, Latching Ball Nose — Santoprene		
Description	**Color**	**Cat. No. Complete**
Male Connectors — Crimped (Cable Size: 350-500MCM)	White	22L22-SW*
	Black	22L22-SE*
	Red	22L22-SR*
Female Connectors — Crimped (Cable Size: 350-500MCM)	White	22L25-SW*
	Black	22L25-SE*
	Red	22L25-SR*

*Contact factory for availability



22L25-SR

22 Series Cam-Type Connectors 15° Style (up to 690A, 600V)

22 Series, Latching Ball Nose Panel Receptacle			
Description	**Color**	**Cat. No. Threaded Stud 15° Style Female**	**Cat. No. Threaded Stud 15° Style Female with Micro Switch**
Ball Nose Panel Receptacle	White	22R26-W	22R28-W
	Black	22R26-E	22R28-E
	Red	22R26-R	22R28-R

Note: 22R28 Series complete with protective cap



22R26-R
with protective cap off



22R28-W
with protective cap off

22 Series Cam-Type Connectors (up to 885A, 600V)

22 Series, Latching Ball Nose		
Description	**Color**	**Cat. No. Complete**
Male Connectors — Crimped (Cable Size: 500-750MCM)	White	22L23-W
	Black	22L23-E
	Red	22L23-R
Female Connectors — Crimped (Cable Size: 500-750MCM)	White	22L26-W
	Black	22L26-E
	Red	22L26-R

*Contact factory for availability



22R28-W
micro switch (close-up)



22L23-E

LEVITON

SINGLE POLE | 22/23 Series

22/23 Series Cam-Type Connectors (up to 690A, 600V)

22/23 Series, Latching Ball Nose/Latching Taper Nose

Description	Color	90˚ Style Male	90˚ Style Female	30˚ Style Male	30˚ Style Female
Ball Nose Panel Receptacle Threaded Stud (Cable Size: 250-750MCM)	White	22R21-W	22R22-W*	22R23-W	22R24-W
	Black	22R21-E	22R22-E	22R23-E	22R24-E
	Brown	22R21-H*	22R22-H*	22R23-H*	22R24-H
	Red	22R21-R	22R22-R*	22R23-R	22R24-R
	Blue	22R21-B*	22R22-B*	22R23-B*	22R24-B*
	Orange	22R21-O*	22R22-O*	22R23-O*	22R24-O
	Green	22R21-G*	22R22-G*	22R23-G*	22R24-G
	Yellow	22R21-Y*	22R22-Y*	22R23-Y*	22R24-Y
Taper Nose Panel Receptacle Threaded Stud (Cable Size: 250-750MCM)	White	—	—	—	23R24-W*
	Black	—	—	—	23R24-E*
	Brown	—	—	—	23R24-H
	Red	—	—	—	23R24-R*
	Blue	—	—	—	23R24-B*
	Orange	—	—	—	23R24-O
	Green	—	—	—	23R24-G
	Yellow	—	—	—	23R24-Y

*Contact factory for availability


22R24-E


22P21-E


22P22-E

Protective Caps for 22/23 Series, Latching Ball/Taper Nose

Description	Color	Ball Nose Male	Ball Nose Female	Taper Nose Male	Taper Nose Female
Protective Caps	White	22P21-W	22P22-W	23P21-W*	23P22-W*
	Black	22P21-E	22P22-E	23P21-E*	23P22-E*
	Red	22P21-R	22P22-R	23P21-R*	23P22-R*

*Contact factory for availability

SPOTLIGHT
Temporary Power

Leviton offers a comprehensive line of temporary power products for the commercial, industrial and entertainment market segments. See Section J, our Temporary Power Section, for our full temporary power offering, or visit us online at www.leviton.com/temppower



Cam-Type Connectors — 23 Series, Latching Taper Nose Panel Receptacle 15°

Leviton's cam-type positive latching connectors and receptacles are the standard used by Navy bases and shipyards in supplying 3-phase power to ships at dockside. Our latching connector series has been tested to meet Navy specs, including intermateability with competition. These heavy duty, completely insulated connectors are vibration resistant so they will not vibrate or loosen — ensuring high conductivity and maximum efficiency. Contacts can be retrofitted to existing locations and power distribution systems. Male contacts provide 40% more surface contact with the female than competitive products, ensuring greater conductivity while preventing burnout.

23 Series Cam-Type Connectors (up to 690A, 600V)

23 Series, Latching Taper Nose		
Description	**Color**	**Cat. No. Complete**
Male Connectors — Crimped (Cable Size: 350-500MCM)	White	23L22-W*
	Black	23L22-E
	Brown	23L22-H*
	Red	23L22-R*
	Blue	23L22-B*
	Orange	23L22-O*
	Green	23L22-G*
	Yellow	23L22-Y*
Female Connectors — Crimped (Cable Size: 350-500MCM)	White	23L25-W*
	Black	23L25-E
	Brown	23L25-H*
	Red	23L25-R*
	Blue	23L25-B
	Orange	23L25-O*
	Green	23L25-G*
	Yellow	23L25-Y*

*Contact factory for availability



23L25-G



23L23-E



23L26-R

23 Series Cam-Type Connectors (up to 885A, 600V)

23 Series, Latching Taper Nose		
Description	**Color**	**Cat. No. Complete**
Male Connectors — Crimped (Cable Size: 500-750MCM)	White	23L23-W
	Black	23L23-E
	Red	23L23-R
	Blue	23L23-B*
	Green	23L23-G*
Female Connectors — Crimped (Cable Size: 500-750MCM)	White	23L26-W
	Black	23L26-E
	Red	23L26-R

*Contact factory for availability

SINGLE POLE | Tools and Replacement Parts for 15-23 Series

Assembly Tools & Replacement Parts

"Com-A-Long" Assembly Tool 15 Series

Description	Cat. No.	
For Female Plug	15CLM	
For Male Plug	15CLF	

"Com-A-Long" Assembly Tool 16, 18 Series

Description	Cat. No.	
For Female Plug	16CLM	
For Male Plug	16CLF	

Copper Shims (10 Per Package)

Description	Cat. No.	
15 Series	A0006	
16 Series & 18 Series	A0004	

Strain Relief Wire (10 Per Package)

Description	Cat. No.	
15 Series	A0007	
16 Series & 18 Series	A0003	

"Com-A-Long" Assembly Tool 17, 19, 22 and 23 Series

Description	Cat. No.	
For Female Plug	17CLM	
For Male Plug	17CLF	

Set Screws (10 Per Package)

Description	Cat. No.	
15 Series	A0001	
16 Series & 18 Series	A0002	

Plastic Screws (10 Per Package)

Description	Cat. No.	
16 Series & 18 Series	A0010	

Lubricating Spray

Description	Cat. No.	
16 Fluid Ounce Can	C0001	

Rhino-Hide® 49 Series

Single Pole Connectors and Receptacles

Rhino-Hide® (49 Series male and female connectors and 49 Series single pole connectors) are cURus recognized components engineered to exceptional standards for high-amperage power delivery on land-based and offshore oil and gas rigs. Rhino-Hide® single pole connectors and receptacles are designed to deliver up to 1,000 Volts AC or DC and up to 1,135 Amps of continuous power under the most extreme conditions with cables ranging in size from 313 MCM to 777 MCM. Designed to mate with other manufacturers' high-amperage single pole connectors and receptacles, Rhino-Hide® single pole devices can be installed on both existing silicon controlled rectifiers (SCRs) and generator stations or on new oil and gas rig construction.

Rhino-Hide® 49MR



Features and Benefits

- Ideal for replacement, these connectors mate with other manufacturers' high-amperage single pole connectors and recepatacles for fast, easy change-out
- UV stable, polyolefin-based Santoprene™ TPV housings resist fading and cracking for greater service life
- Contacts machined from high conductivity copper alloy and silver-plated for corrosion resistance and superior conductivity
- Color-coded, metal, in-line coupler prevents unauthorized separation of connectors
- Male contact silver and gold plated for superior performance
- Attach stripped cable to male or female contact with standard crimp tools
- Color-coded connector housing for quick, visual identification of circuit and phase connections

LEVITON

Rhino-Hide® 49 Series Cable Connectors and Receptacles

Rhino-Hide® 49 Series Male and Female Connectors for Cable Sizes 313 MCM through 777 MCM

Complete Male Connector by Cable Size c(UL)us

Color	313 MCM Cable	444 MCM Cable	535 MCM Cable	646 MCM Cable	777 MCM Cable	Sleeve
White	49M31-W	49M44-W	49M53-W	49M64-W	49M77-W	49MSL-W
Black	49M31-E	49M44-E	49M53-E	49M64-E	49M77-E	49MSL-E
Brown	49M31-H	49M44-H	49M53-H	49M64-H	49M77-H	49MSL-H
Red	49M31-R	49M44-R	49M53-R	49M64-R	49M77-R	49MSL-R
Blue	49M31-B	49M44-B	49M53-B	49M64-B	49M77-B	49MSL-B
Orange	49M31-O	49M44-O	49M53-O	49M64-O	49M77-O	49MSL-O
Green	49M31-G	49M44-G	49M53-G	49M64-G	49M77-G	49MSL-G
Yellow	49M31-Y	49M44-Y	49M53-Y	49M64-Y	49M77-Y	49MSL-Y
Purple	49M31-P*	49M44-P	49M53-P	49M64-P*	49M77-P*	49MSL-P
Gray	49M31-GY	49M44-GY	49M53-GY*	49M64-GY	49M77-GY	49MSL-GY

Contact	313 MCM Cable	444 MCM Cable	535 MCM Cable	646 MCM Cable	777 MCM Cable
	49M31-C	49M44-C	49M53-C	49M64-C	49M77-C

*Contact factory for availability



Complete Male Connector & Contact
49M77-R

Complete Female Connector by Cable Size

Color	313 MCM Cable	444 MCM Cable	535 MCM Cable	646 MCM Cable	777 MCM Cable	Sleeve
White	49F31-W	49F44-W	49F53-W	49F64-W	49F77-W	49FSL-W
Black	49F31-E	49F44-E	49F53-E	49F64-E	49F77-E	49FSL-E
Brown	49F31-H	49F44-H	49F53-H	49F64-H	49F77-H	49FSL-H
Red	49F31-R	49F44-R	49F53-R	49F64-R	49F77-R	49FSL-R
Blue	49F31-B	49F44-B	49F53-B	49F64-B	49F77-B	49FSL-B
Orange	49F31-O	49F44-O	49F53-O	49F64-O	49F77-O	49FSL-O
Green	49F31-G	49F44-G	49F53-G	49F64-G	49F77-G	49FSL-G
Yellow	49F31-Y	49F44-Y	49F53-Y	49F64-Y	49F77-Y	49FSL-Y
Purple	49F31-P*	49F44-P*	49F53-P	49F64-P*	49F77-P	49FSL-P
Gray	49F31-GY*	49F44-GY	49F53-GY	49F64-GY	49F77-GY	49FSL-GY

Contact	313 MCM Cable	444 MCM Cable	535 MCM Cable	646 MCM Cable	777 MCM Cable
	49F31-C	49F44-C	49F53-C	49F64-C	49F77-C



Complete Female Connector & Contact
49F77-G

Contacts are for copper cable only.

Rhino-Hide® 49 Series Panel Mount Receptacles

Rhino-Hide® receptacles include a bus bar with male or female contact inserted into a Santoprene™ TPV insulator, which is protected by a powder coated metal housing and TPV dust cap. Bus bars are available with single or double holes and each is compatible with the full cable range: 313 MCM to 777 MCM. Choose a male bus bar for the power side of the circuit or a female bus bar for the motor load side of the circuit. "X" Version receptacle housings feature a 45° angle stainless steel clevis pin that permits ganging of multiple receptacles in a very close proximity to each other (as close as 1/4" for installation on smaller panels).

Rhino-Hide® 49 Series Male and Female Panel Receptacles for Cable Sizes 313 MCM through 777 MCM

Complete Male and Complete Female Receptacles c UL us

Description	Color	Complete Male Receptacle		Complete Female Receptacle	
		Single Hole Bus Bar *	Double Hole Bus Bar*	Single Hole Bus Bar*	Double Hole Bus Bar*
Panel Receptacle	White	49MR1-CW	49MR2-CW	49FR1-CW	49FR2-CW
	Gray	49MR1-CGY	49MR2-CGY	49FR1-CGY	49FR2-CGY
	Black	49MR1-CE	49MR2-CE	49FR1-CE	49FR2-CE
	Brown	49MR1-CH	49MR2-CH	49FR1-CH	49FR2-CH
	Red	49MR1-CR	49MR2-CR	49FR1-CR	49FR2-CR
	Blue	49MR1-CB	49MR2-CB	49FR1-CB	49FR2-CB
	Orange	49MR1-CO	49MR2-CO	49FR1-CO	49FR2-CO
	Green	49MR1-CG	49MR2-CG	49FR1-CG	49FR2-CG
	Yellow	49MR1-CY	49MR2-CY	49FR1-CY	49FR2-CY
	Purple	49MR1-CP	49MR2-CP	49FR1-CP	49FR2-CP

*Bus Bar hole diameter = 0.65"/16.5mm


49MR Series


Single Hole and Double Hole Bus Bar Terminations


49MR X-Series

Rhino-Hide® 49 Series Male and Female X-Series Panel Receptacles for Cable Sizes 313 MCM through 777 MCM

Complete Male and Complete Female Receptacles c UL us

Description	Color	Complete Male Receptacle		Complete Female Receptacle	
		Single Hole Bus Bar	Double Hole Bus Bar	Single Hole Bus Bar	Double Hole Bus Bar
45° Panel Receptacles	White	49MR1-0XW	49MR2-0XW	49FR1-0XW	49FR2-0XW
	Gray	49MR1-XGY	49MR2-XGY	49FR1-XGY	49FR2-XGY
	Black	49MR1-0XE	49MR2-0XE	49FR1-0XE	49FR2-0XE
	Brown	49MR1-0XH	49MR2-0XH	49FR1-0XH	49FR2-0XH
	Red	49MR1-0XR	49MR2-0XR	49FR1-0XR	49FR2-0XR
	Blue	49MR1-0XB	49MR2-0XB	49FR1-0XB	49FR2-0XB
	Orange	49MR1-0XO	49MR2-0XO	49FR1-0XO	49FR2-0XO
	Green	49MR1-0XG	49MR2-0XG	49FR1-0XG	49FR2-0XG
	Yellow	49MR1-0XY	49MR2-0XY	49FR1-0XY	49FR2-0XY
	Purple	49MR1-0XP	49MR2-0XP	49FR1-0XP	49FR2-0XP


Coupler


Clevis Pin


Dust Cover Cap

LEVITON

Rhino-Hide® 49 Series Accessories and Parts

Connector Accessories and Replacement Parts

Description	Color	Material	Cat. No.
Clevis pin for in-line connector coupler	Silver	Stainless Steel	49PNR
Dust cap for single pole male connector	Black	Santoprene™ TPV	49DSM
Dust cap for single pole female connector	Black	Santoprene™ TPV	49DSF
In-line coupler for connectors	*See footnote below chart	Powder-coated aluminum	49COP-Δ **

*To order a color, replace the Δ with color's suffix: Black (E), White (W), Red (R), Blue (B), Green (G), Yellow (Y), Orange (O), Brown (H).
**Contact Factory for additional colors available.
Features and specifications may be subject to change

Panel Mount Receptacle Accessories and Replacement Parts

Description	Color	Material	Cat. No.
Clevis pin for panel mount receptacle	Silver	Stainless Steel	49PNR***
Receptacle housing	Silver	Cast Aluminum	49CSR
Dust cover cap for male or female receptacle	Black	Santoprene™ TPV	49DSR
Receptacle housing gasket	Black	Rubber	49GAS
Locking ground pin	—	Brass	15GND-M~ (see footnote at page bottom)

***Does not fit "X" Version.
Features and specifications may be subject to change

For additional information, request a copy of the Rhino-Hide® 49 Series Connectors Product Bulletin. Or, visit us on-line at **www.leviton.com** where a pdf file is available for review.

Rhino-Hide® with Ground Pin



~For panel receptacle applications requiring a ground connection, simply install the 15GND-M locking ground pin in place of one of the panel receptacle mounting bolts. The locking ground pin accepts our standard 15D22 series single pole cam connectors as shown in the diagram above.

Rhino-Hide® 49 Series Ampacity Chart

Based on NEC table 310.17

Cable Size	Maximum Allowable Ampacities (Copper Conductors)		
	60°C (140°F)	75°C (167°F)	90° C (194°F)
#8	60	70	80
#6	80	95	105
#4	105	125	140
#3	120	145	165
#2	140	170	190
#1	165	195	220
1/0	195	230	260
2/0	225	265	300
3/0	260	310	350
4/0	300	360	405
250MCM	340	405	455
300MCM	375	445	505
350MCM	420	505	570
400MCM	455	545	615
500MCM	515	620	690
600MCM	575	690	780
700MCM	630	755	855
750MCM	655	785	885
800MCM	680	815	920

SPOTLIGHT
Temporary Power

Leviton offers a comprehensive line of temporary power products for the commercial, industrial and entertainment market segments. See Section J, our Temporary Power Section, for our full temporary power offering, or visit us online at www.leviton.com/temppower



Portable Outlet Boxes and Covers

Ideal for Temporary Power Applications

For applications ranging from industrial processing plants to construction and maintenance to entertainment and theater, Leviton's industrial grade portable outlet boxes will help to deliver the power you need, where you need it. Boxes are constructed from a high-performance UL Listed Santoprene™ TPV. They maintain their integrity in most any temperature, are extremely resistant to harsh chemicals, and exhibit excellent strength and resistance to fatigue.

Coverplates are made from Lexan®, providing great impact resistance and superior service life. Self-closing flip-lid versions provide NEMA Type 3R enclosure protection with flip-lid closed.

Boxes are available in single- and two-gang sizes, both feed-thru and pendant style. Coverplates are available in a wide range of configurations to fit just about any requirement. Plus, you can choose either high-visibility yellow (for most industrial and commercial applications) or black (for entertainment applications).

Temp Box Power Group



PORTABLE OUTLET BOXES AND COVERS

Temp Box Power Group





Additional mounting holes provide a more secure fit

PORTABLE OUTLET BOXES AND COVERS | Single Gang

Portable Outlet Boxes — Single Gang



3059-1E



3059F-1E



3059F-2E



3099F-1E



3099F-2E

Single Gang Portable Outlet Boxes

Description	Cable Diameter	Cat. No. Black	Cat. No. Yellow	Dimensions A	Dimensions B	Dimensions C
Standard Depth, Pendant Style*	0.230" - 0.546"	3059-1E	3059-1Y	3.375"	3.900"	2.500"
Standard Depth, Feed-Thru Style*	0.230" - 0.546"	3059F-1E	3059F-1Y	3.375"	3.900"	2.500"
Standard Depth, Pendant Style*	0.590" - 1.000"	—	—	3.375"	3.900"	2.500"
Standard Depth, Feed-Thru Style*	0.590" - 1.000"	—	—	3.375"	3.900"	2.500"
Extra Deep, Pendant Style	0.230" - 0.546"	3099-1E	3099-1Y	4.375"	3.900"	2.500"
Extra Deep, Feed-Thru Style	0.230" - 0.546"	3099F-1E	3099F-1Y	4.375"	3.900"	2.500"
Extra Deep, Pendant Style	0.590" - 1.000"	3099-2E	3099-2Y	4.375"	3.900"	2.500"
Extra Deep, Feed-Thru Style	0.590" - 1.000"	3099F-2E	3099F-2Y	4.375"	3.900"	2.500"

*GFCI devices and deep body receptacles are not compatible (must use extra deep version)

Coverplates — Single Gang


3054


3051


3056


3060


3061


3052


3057


3055


3058

Coverplates — Single Gang

Description	Cat. No. Black	Cat. No. Yellow
Blank	3054-E	3054-Y
Duplex	3051-E	3051-Y
Duplex with weather-resistant flip lid*	3056-E	3056-Y
GFCI	3060-E	3060-Y
GFCI with weather-resistant flip lid*~	3061-E	3061-Y
1.39" diameter	3052-E	3052-Y
1.39" diameter Single receptacle coverplate with weather-resistant flip lid*	3057-E	3057-Y
1.56" diameter	3055-E	3055-Y
1.56" diameter Single receptacle coverplate with weather-resistant flip lid*	3058-E	3058-Y

*NEMA Type 3R Rated.
~Tamper Resistant GFCI Devices not compatible

Dimensions for Single Gang Portable Outlet Boxes and Covers

Single Gang Box

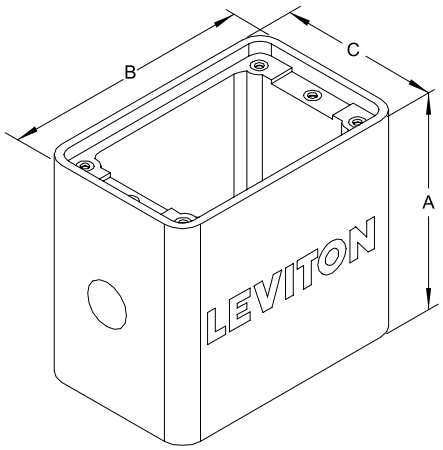

Single Gang GFCI Cover

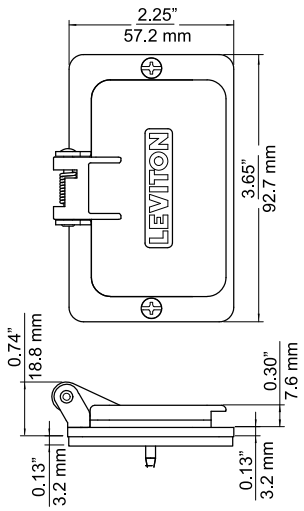

Single Gang GFCI Plate

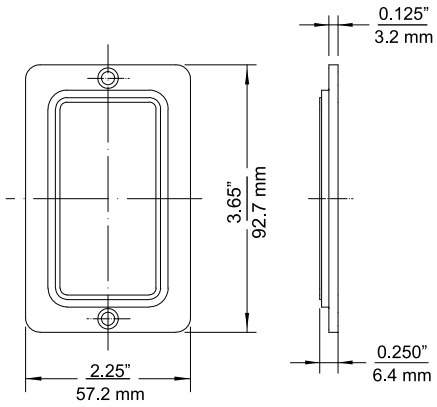

Single Gang Cover

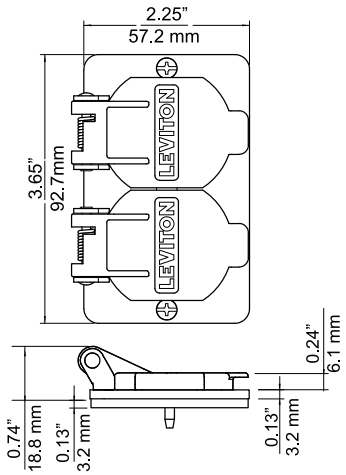

Single Gang Duplex Cover
Typical for Receptacle Plates

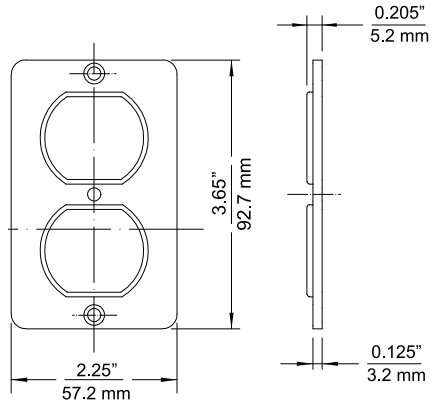

PORTABLE OUTLET BOXES AND COVERS | 2-Gang

Portable Outlet Boxes — 2-Gang



3200-02Y



3300-02Y

2-Gang Portable Outlet Boxes

Description	Cable Diameter	Cat. No. Black	Cat. No. Yellow	Dimension A	Dimension B	Dimension C	Dimension D For angle box ONLY
Standard Depth, Pendant Style	0.590" - 1.000"	3200-2E	3200-2Y	5.100"	5.655"	4.655"	—
Standard Depth, Feed-Thru Style	0.590" - 1.000"	3200F-2E	3200F-2Y	5.100"	5.655"	4.655"	—
Angled Depth, Pendant Style	0.590" - 1.000"	3300-2E	3300-2Y	4.300"	5.655"	4.655"	3.200"

Coverplates — 2-Gang



3265



3260



3260W



3251



3251W



3241



3241W



3262



3262W



3261



3261W



3263



3263W

Coverplates (UL)

Description	Cat. No. Black	Cat. No. Yellow
Blank	3265-E	3265-Y
2 - Duplex	3260-E	3260-Y
2 - Duplex with weather-resistant flip lid*	3260W-E	3260W-Y
2 - GFCI	3251-E	3251-Y
2 - GFCI with weather-resistant flip lid*~	3251W-E	3251W-Y
1 - GFCI, 1- Blank	3241-E	3241-Y
1 - GFCI with weather-resistant flip lid, 1 - Blank*~	3241W-E	3241W-Y
1 - 1.56" diameter Single receptacle, 1 - Duplex receptacle	3262-E	3262-Y
1 - 1.56" diameter Single receptacle with weather-resistant flip lid, 1 - Duplex receptacle coverplate with weather-resistant flip lid	3262W-E	3262W-Y
1 - 1.56" diameter Single receptacle, 1 - Blank coverplate	3261-E	3261-Y
1 - 1.56" diameter Single receptacle with weather-resistant flip lid, 1 - Blank coverplate~	3261W-E	3261W-Y
2 - 1.56" diameter Single receptacle coverplate	3263-E	3263-Y
2 - 1.56" diameter Single receptacle coverplate with weather-resistant flip lid~	3263W-E	3263W-Y

*NEMA Type 3R Rated.
~Tamper Resistant GFCI Devices may not be compatible — consult factory for details

Dimensions for Two-Gang Portable Outlet Boxes and Covers

Two Gang Cover

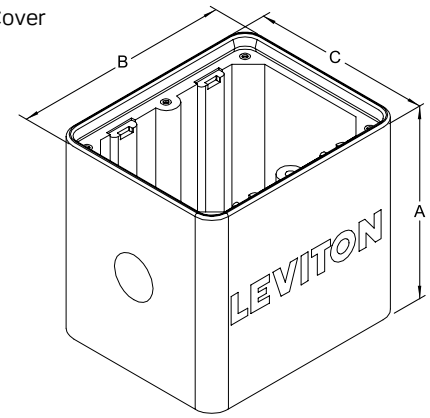

Angle Box

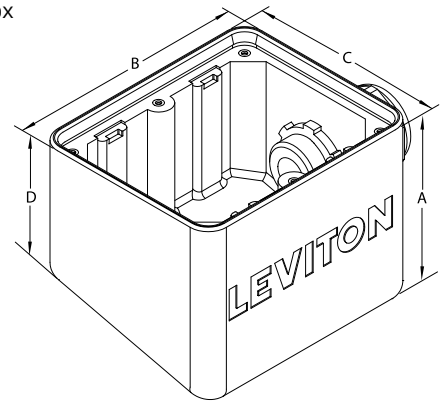

2G Decora Cover

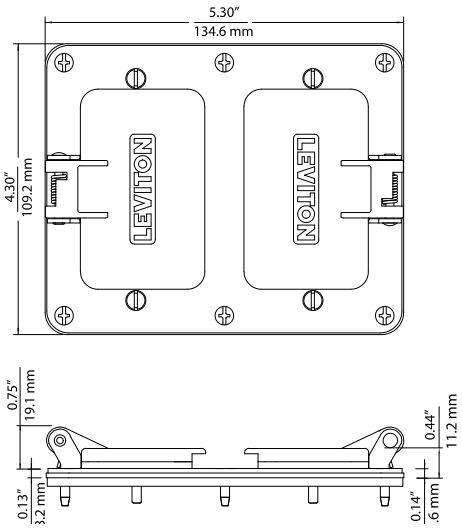

Two-Gang Duplex Plate
Typical for Receptacle Plates

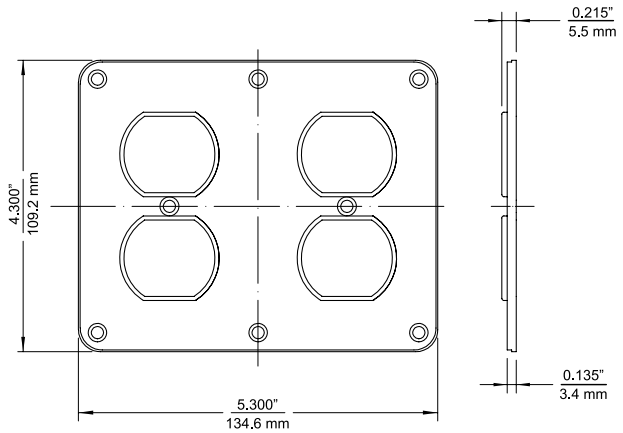

2G Combo Cover
Receptacle and Duplex

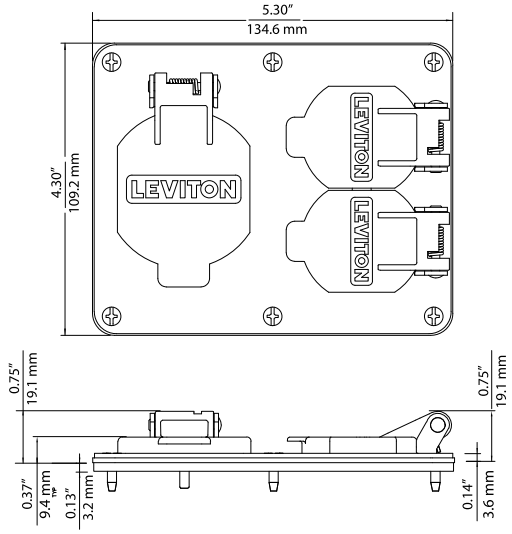

Two-Gang GFCI Plate

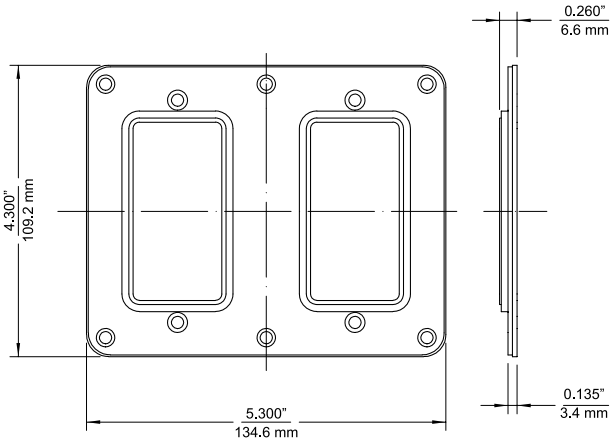

Portable GFCI Devices

Automatic and Manual Reset GFCI Cord Sets and Power Supply Cords

Leviton's automatic and manual reset GFCI devices are now sleeker and more rugged than ever. And, while these devices are fully OSHA compliant for use on job sites, they are also perfect for use in a variety of temporary power applications, including as recreation vehicles, marine vehicles, portable pools, portable generators, submersible pumps, vending machines and more.

GFA15-6C



Features and Benefits

- Rainproof, outdoor rated GFCI module
- Fully complies with NEC and OSHA regulations for construction sites
- Manual reset cord sets (yellow body) will NOT automatically reset ON when power is restored after a power interruption — RESET button must be actuated
- Automatic reset cord sets (black body) automatically reset ON when plugged in or when power is restored after a power interruption

Continued on next page

Continued from previous page

Features and Benefits

- Power indicator light goes OFF if GFCI trips, power is interrupted or GFCI is unplugged
- Open-neutral protection immediately trips the GFCI if the neutral conductor on the line side is opened, eliminating the possibility of the GFCI having a live hot leg
- Custom cord lengths and configurations available as special order
- Impact-resistant thermoplastic cover and body
- Water-resistant enclosure sealed by ultrasonic welding
- Fully complies with NEC and OSHA regulations for construction sites
- UL listed cord sets and user-attachables; UL recognized power supply cords; complies with UL Standard 943 as a Class A GFCI
- CSA Certified
- Backed by a limited 2-year warranty

Automatic Reset GFCI Cord Sets and Power Supply Cords

Rating		15A–120V	
NEMA		 5-15P	 5-15R
Description	**Color**	**Cat. No.**	
2 ft. Cord Set, Molded, Straight Blade Plug and Connector	Black	GFA15-2C	
6 ft. Cord Set, Molded, Straight Blade Plug and Connector	Black	GFA15-6C	
25 ft. Cord Set, Molded, Straight Blade Plug and Connector	Black	GFA15-25C	
3 ft. Cord Set, Molded, Straight Blade Plug and Triple Tap Connector	Black	GFA15-3TC	
37 ft. Power Supply Cord, Molded, Straight Blade Plug, No Connector	Black	GFA15-37E	


GFA15-3TC

Rating		20A–120V	
NEMA		 5-20P	 5-20R
Description	**Color**		
3 ft. Cord Set, Molded, Straight Blade Plug and Connector	Black	GFA20-3C	
37 ft. Power Supply Cord Molded, Straight Blade Plug, No Connector	Black	GFA20-37E	


GFA20-37E

Rating		20A–120V	
NEMA		 L5-20R	 L5-20P
Description	**Color**	**Cat. No.**	
3 ft. Cord Set, Locking Plug and Connector	Black	GFA20-3LC	


GFA20-3C

LEVITON

PORTABLE GFCI CORD SETS | Power Supply Cords

Manual Reset GFCI Cord Sets and Power Supply Cords

Manual Reset GFCI Cord Sets		
Rating		**15A–120V**
NEMA		5-15P / 5-15R
Description	**Color**	**Cat. No.**
3 ft. Cord Set, Molded, Straight Blade Plug and Connector**	Yellow	GFM15-3C
25 ft. Cord Set, Molded, Straight Blade Plug and Connector	Yellow	GFM15-25C
3 ft. Cord Set, Molded, Straight Blade Plug and Triple Tap Connector**	Yellow	GFM15-3TC
3 ft. Cord Set, Molded, Straight Blade Plug and Connector, 14-3 SJTW Cord, one end features a 14W47 Wetguard® Plug, other end features a 15W47 Wetguard Connector	Yellow	GFM15-3WC

**Heavy-Duty #12/3 Type SJTW Cord



GFM20-3C

Rating		20A–120V
NEMA		5-20P / 5-20R
Description	**Color**	**Cat. No.**
3 ft. Cord Set, Molded, Straight Blade Plug and Connector, 12-3 SJTW Cord	Yellow	GFM20-3C
3 ft. Cord Set, Molded, Straight Blade, Plug and Connector, 12-3 SJTW Cord, one end features a 14W33 Wetguard Plug, other end features a 15W33 Wetguard Connector	Yellow	GFM20-3WC

SPOTLIGHT
Temporary Power

Leviton offers a comprehensive line of temporary power products for the commercial, industrial and entertainment market segments. See Section J, our Temporary Power Section, for our full temporary power offering, or visit us online at www.leviton.com/temppower



GFCI User Attachables

Features and Benefits

- UL 943 Class A GFCI operation with open-neutral protection
- May be pre-wired to cable of any specified length up to 50 feet
- Accept — #18 thru #12 cord sizes Type SJ or ST
- Power indicator light goes off if GFCI trips, power is interrupted or GFCI is unplugged
- Backed by a limited 2-year warranty

16693 **16694**



User Attachable Devices

Right Angle GFCI Plug

Rating		15A-120V	20A-120V
NEMA		5-15P	5-20P
Description	**Color**	**Cat. No.**	**Cat. No.**
Automatic Reset	Black	16693*	16793*
Manual Reset	Yellow	16694*	16794*

*Please add -1 to the Cat. No. for bulk pack of 20



16693

LEVITON

STAGE PIN DEVICES

Stage Pin Devices

Conforms to USITT (United States Institute for Theater Technology) S3 Standard for Stage Pin Connectors

100MP-E





Male pins and female contacts have a one-piece solid brass design for superior current flow and resistance from abuse

Male pins and female contacts float to ensure compatibility with all competitive products — and for improved electrical connections

Terminal identification letters on device ensure quick and accurate termination

Slit in male pin provides spring action to compensate for wear

60A and 100A versions have rugged phenolic housings for superior high temperature performance

60A and 100A plugs and connectors have Sure Grip™ edge for easy handling

20MP-CL



Male Plug, Crimp Terminal



Note: 20 Amp version is available with a clear cover to allow for visual inspection of proper termination of conductors.
Other colors available.
Consult factory for availability

20A, 60A, and 100A, 125V Stage Pin Devices


20MP-CL


20FP-CL


100MP-E


Male Panel Mount, Bolt-On


Female Panel Mount, Snap-In

20A, 125V, 2-Pole 3-Wire, Grounding

Description	Color	Cat. No.
Male Plug — Screw Terminal	Black	20MP-E
Male Plug — Screw Terminal	Black w/ Clear Cover	20MP-CL
Male Plug — Crimp Terminal	Black	20MC-E
Male Plug — Crimp Terminal	Black w/ Clear Cover	20MC-CL
Female Connector — Screw Terminal	Black	20FP-E
Female Connector — Screw Terminal	Black w/ Clear Cover	20FP-CL
Female Connector — Crimp Terminal	Black	20FC-E
Female Connector — Crimp Terminal	Black w/ Clear Cover	20FC-CL
Panel Mount Male Inlet — Set Screw Terminal, Snap-In Mounting	Black	20IS-E
Panel Mount Female Receptacle — Screw Terminal, Snap-In Mounting	Black	20RS-E

60A, 125V, 2-Pole 3-Wire, Grounding

Description	Color	Cat. No.
Panel Mount Male Inlet — Set Screw Terminal, Snap-In Mounting	Black	60IS-E
Panel Mount Male Inlet — Set Screw Terminal, Bolt-On Mounting	Black	60IB-1E

100A, 125V, 2-Pole 3-Wire, Grounding

Description	Color	Cat. No.
Male Plug — Set Screw Terminal	Black	100MP-E
Panel Mount Female Receptacle — Set Screw Terminal, Bolt-On Mounting	Black	100RB-1E
Panel Mount Male Inlet — Set Screw Terminal, Bolt-On Mounting	Black	100IB-1E

Note: For 20 Amp male plugs and female connectors, other cover colors are available.
Consult factory for availability

LEVITON

Power Distribution Box and Power Cords

Features and Benefits

The Box

- For temporary use in industrial and commercial maintenance and repair stations (construction, entertainment, amusement sites, trade shows, convention halls) where portable power is needed
- Weatherproof covers prevent moisture from entering contacts and nuisance tripping
- Clear port hole panel for circuit breaker viewing
- Reinforced metal housing and legs withstand abuse
- Backed by a limited 1-year warranty

Power Cords

- Flexible, abrasion-resistant construction for reliable performance to -31°F
- Raintight covers satisfy NEC Article 410-57(b) requirements
- Raintight covers are rated NEMA 3R

Temporary Portable Power Distribution Center/GFCI (The Box)

Rating		50A-120/250V	50A-120/250V
NEMA		 6: L5-20R	 1: L6-30R
Description	**Cat. No.**	**Inlet**	**Outlet**
(6) 20A/120V Locking, GFCI Protected (1) 30A/250V Locking, GFCI Protected	PB101-SGF		
(6) 20A/120V Locking, GFCI Protected (1) 30A/250V Locking, Non-GFCI Protected	PB101-000		
(6) 20A/120V Straight Blade, GFCI Protected (1) 30A/250V Locking, GFCI Protected	PB103-SGF		
(6) 20A/120V Straight Blade, GFCI Protected (1) 30A/250V Locking, Non-GFCI Protected	PB103-000		



PB101-SGF



KRS-A9519

Power Cords

		 Non-NEMA	 Non-NEMA
Description	**Cat. No.**	**Inlet**	**Outlet**
100 ft. Temporary Power Cord w/Weather-Resistant 50A, 120/250 Plug and Connector	KUS-A9519		
50 ft. Temporary Power Cord w/Weather-Resistant 50A, 120/250 Plug and Connector	KRS-A9519		

Lampholders

K

Fluorescent K-2
Zipline™ K-8
Incandescent K-10
HID K-22
CFL K-23



Fluorescent

Medium, High Output and Slimline Linear Fluorescent Lampholders

Features and Benefits

- Silver-plated copper alloy contacts
- Quickwire terminals accept #18 AWG twisted and tinned, solder-dipped or solid leads
- Lampholders are white, starter bases are black

Recessed Double Contact, Pedestal Type Lampholders

For High Output Lamps

Description	Rating	Cat. No. Plunger	Cat. No. Fixed
Screw Mount, Push-in wiring*	660W 600V	13464	13465
Same as 13464/13465 except with Internal Shunt Connection for Electronic Ballasts*	660W 600V	23464	23465
Slide-on, Shallow Base, Quickwire Terminals*	660W 600V	13550	13551
Slide-on, Shallow Base for Power Groove and Jacketed Lamps, Quickwire Terminals*	660W 600V	13556	13557

*Suitable for outdoor applications when properly enclosed



13550

For Slimline, Single Pin Lamps

Description	Rating	Cat. No. Plunger	Cat. No. Fixed
Butt-On Surface Mounting, 12" Leads‡	660W 1000V 660W 600V	452 —	— 453
Pedestal Base, Slide-On	660W 1000V 660W 600V	466 —	— 467
Shallow Base, Slide-On or Lock-On Mounting, Quickwire Terminals*	660W 1000V 660W 600V	2536 —	— 2537

NOM Certified except where indicated by ‡.
*Suitable for outdoor applications when properly enclosed



2536

For Medium Bi-Pin Lamps

Description	Rating	Cat. No. Fixed
Thin Body, Quickwire Terminals Accommodate Rapid-Start Circuits	660W 600V	431-W
Pedestal type, Straight-in Wiring through Wireways or Screw Terminals‡	660W 600V	390-1W
Same as above, with Starter Base‡	660W 600V	391-1W

NOM Certified except where indicated by ‡.
*Suitable for outdoor applications when properly enclosed



2537

Starter Bases

For Medium Bi-Pin Lamps

Description	Rating	Cat. No.
Starter Base; Screw Terminals, Black‡	660W 250V	380
Starter Base; with Leads, Black‡	660W 250V	396

NOM Certified except where indicated by ‡



396

Medium and Miniature Bi-Pin Linear Fluorescent Lampholders

Features and Benefits

- Versatile snap-in mounting reduces fixture assembly time
- Quickwire terminals accept either #18 AWG (stranded, twisted or tinned), #18 AWG solid or #16 AWG solid
- Internal shunt versions stamped "S" on back for easy identification

Surface Mount with Leads*

For Medium and Miniature Bi-Pin Lamps

Description	Rating	Cat. No. White
Rapid-Start Medium Bi-Pin, 9" leads	660W 600V	395-W
Rapid-Start Medium Bi-Pin, Disconnect (paired with Cat. No. 395-W), 9" leads	660W 600V	389-W
Miniature Bi-Pin for T5 Lamp, 6" leads	75W 250V	420-W

*Leads are #18 AWG, 105°C plastic insulated wire



395

Snap-In with Quickwire

For Slimline, Medium Bi-Pin, High Output Lamps

Description	Rating	Cat. No. Plunger	Cat. No. Fixed
Slimline‡	660W 1000V	516	—
	660W 600V	—	517
Medium Bi-Pin, Stainless Steel Coverplate & Clip	660W 600V	13518	—
	660W 600V	—	13519
Medium Bi-Pin, Same as above, with Internal Shunt for use with Electronic Ballasts	660W 600V	23518	—
	660W 600V	—	23519
High Output 800mA and 1500mA‡	660W 600V	523	—
	660W 600V	—	524

NOM Certified except where indicated by ‡



13518

Dimensions for Surface Mounts

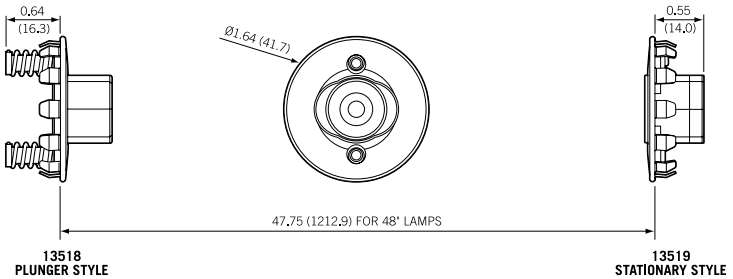

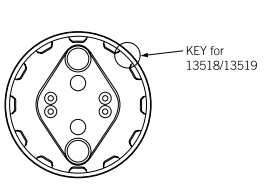

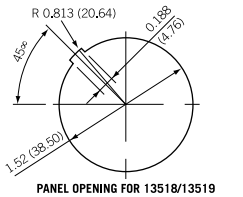

PANEL OPENING FOR 13518/13519
PANEL THICKNESS 0.035-0.050 (0.89-1.27)

LEVITON

LINEAR FLUORESCENT | Medium Bi-Pin Lamp

Medium Bi-Pin Linear Fluorescent T8 Lampholders

Features and Benefits

- Four-position lamp-lock socket rotates 90° forward and back, for quick relamping
- Lamp-lock models have slim, low profile silhouette that fits 22- to 25- gauge panels
- Chemical-resistant white thermoplastic body

Turn-Type

Description	Rating	Cat. No.
Low Profile, Slide-On, with Captive Nut	660W 600V	13353-N
Tall Profile, Slide-On, with Captive Nut	660W 600V	13357-N
Tall Profile without Side Grooves, Slide-On, with Captive Nut	660W 600V	13359-N
Low Profile Disconnect, Slide-On	660W 600V	13351-D
Tall Profile Disconnect, Slide-On	660W 600V	13354-D
Low-Profile, Shunted, Slide-On	660W 600V	23351
Low-Profile, Slide-On	660W 600V	13351



13357-N

Straight-In

Description	Rating	Cat. No.
Low Profile, Slide-On	660W 600V	13150-UR5
Self-Locking, Slide-In, with Captive Nut. For use with T-8 Lamps	660W 600V	13451-N



13451-N

Snap-In/Slide-On Design and Lamp-Lock

Description	Rating	Cat. No.
Snap-In or Slide-On Mounting Featuring Lamp-Lock, with Panel Locator Post. For T-8 Lamps	660W 600V	13653-WP
Same as Above, Less Locator Post	660W 600V	13653-NP
Same as 13653-WP, Except with Internal Shunt Connection for Electronic Ballasts	660W 600V	23653-WP
Same as Above, Less Locator Post	660W 600V	23653-NP
Snap-In or Slide-On Mounting Featuring Lamp-Lock, Optional Panel Locator Post. For Energy-Efficient T-8 Lamps Only	660W 600V	13652-WP
Same as 13652, Except with Internal Shunt. Connection for Electronic Ballasts	660W 600V	23652-WP
Snap-In or Slide-On Mounting Featuring Lamp-Lock, for Energy-Efficient T-8 Lamps Only. Wide-Wing Design	600W 600V	13652-WWP
Same as Above, Less Locator Post	600W 600V	13652-WNP
Same as 13652-WWP, Except with Internal Shunt Connection for Electronic Ballasts	600W 600V	23652-WWP
Same as Above, Less Locator Post	600W 600V	23652-WNP
Snap-In or Slide-On Mounting Featuring Lamp-Lock, for T-8 Lamps. Wide-Wing Design	600W 600V	13653-WWP
Same as Above, Less Locator Post	600W 600V	13653-WNP
Same as 13653-WWP, Except with Internal Shunt Connection for Electronic Ballasts	600W 600V	23653-WWP
Same as Above, Less Locator Post	600W 600V	23653-WNP



13351-D



13653-WP

Dimensions for Linear Fluorescent Medium Bi-Pin Lampholders

Recommended Panel Opening for all -WP, -NP Medium Bi-Pin Snap-In/ Slide-On Lampholders

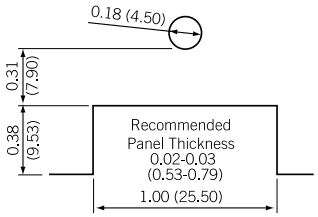

Recommended Panel Opening for Medium Bi-Pin Turn-Type Lampholders

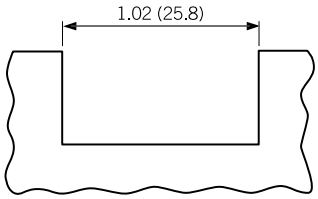

This is only a recommendation — lampholder will function over a wider range

Recommended Panel Opening for all -WWP, -WNP Wide-Wing Models

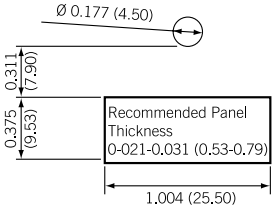

LEVITON

LINEAR FLUORESCENT | Medium and Miniature Bi-Pin Lamp

Medium and Miniature Bi-Pin Linear Fluorescent Lampholders

Features and Benefits

Lamp-Lock
- Four-position lamp-lock socket rotates 90° forward and back, for quick relamping
- Lamp-lock models have slim, low profile silhouette that fits 22- to 25- gauge panels
- Chemical-resistant white thermoplastic body

T-8 to T-5 Adapter
- Cost-effective solution to incorporate miniature bi-pin T-5 lamps into existing T-8 fixtures

For Medium Bi-Pin Lamps — Slide-On Design and Lamp-Lock

Description	Rating	Cat. No.
Low Profile 0.64 (16.3mm) Lamp Center Snap-In or Slide-On Mounting Featuring Lamp Lock for T-8 Lamps Only	660W-600V	13662
Same as 13662, Except with Internal Shunt Connection for Electronic Ballasts	660W-600V	23662
Medium Profile 0.91 (23.0) Lamp Center Snap-In or Slide-On Mounting Featuring Lamp Lock for T-8 and T-12 Lamps	660W-600V	13661
Same as 13661, Except with Internal Shunt Connection for Electronic Ballasts	660W-600V	23661
Tall Profile 1.18 (30.0) Lamp Center Snap-In or Slide-On Mounting Featuring Lamp Lock for T-8 and T-12 Lamps	660W-600V	13660
Same as 13660, Except with Internal Shunt Connection for Electronic Ballasts	660W-600V	23660



13661



23662

Dedicated T-8 Fluorescent Lampholder — Provides Straight-In Lamping

Description	Rating	Cat. No.
Straight-In Medium Bi-Pin Fluorescent Lampholder for T-8 lamps with a G13 Base. Non-shunted	600W-600V, Thermoplastic body, PBT material rated 130°C, 94V-0	13280
Same as 13280, except with internal shunt connection for instant-start ballasts	600W-600V, Thermoplastic body, PBT material rated 130°C, 94V-0	23280



23280

For T-5 Bi-Pin Lamps — Snap-In/Slide-On Design and Lamp-Lock

Description	Rating	Cat. No.
Low Profile 0.62 (15.7) Lamp Center Snap-In or Slide-On Mounting Featuring Lamp-Lock, with Panel Locator Post for T-5 Lamps	120W 600V	13654-SWP
Same as Above, Less Locator Post	120W 600V	13654-SNP
Tall Profile 0.98 (24.9) Lamp Center, Snap-In or Slide-On Mounting Featuring Lamp-Lock, with Panel Locator Post for T-5 Lamps	120W 600V	13654-TWP
Same as Above, Less Locator Post	120W 600V	13654-TNP
Low Profile 0.62 (15.7) Lamp Center Snap-In or Slide-On Mounting Featuring Lamp-Lock, with Panel Locator Post for T-5 Lamps Internal Shunt Connection for Electronic Ballasts	120W 600V	23654-SWP
Same as Above, Less Locator Post	120W 600V	23654-SNP
Tall Profile 0.98 (24.9) Lamp Center Snap-In or Slide-On Mounting Featuring Lamp-Lock, with Panel Locator Post for T-5 Lamps Internal Shunt Connection for Electronic Ballasts	120W 600V	23654-TWP
Same as above, Less Locator Post	120W 600V	23654-TNP



13654-SNP

T-8 to T-5 Adapter

Description	Rating	Cat. No.
Long T-8 to T-5 Adapter, converts existing T-8 fixtures to accept energy-efficient T-5 lamps; with Lamp Lock. Specify lamp length for proper ordering	120W 600V	13654-EXL
Short T-8 to T-5 Adapter, converts existing T-8 fixtures to accept energy-efficient T-5 lamps; with Lamp-Lock. Specify lamp length for proper ordering	120W-600V	13654-EXS



13654-EXL

Dimensions for Medium and Miniature Bi-Pin Lamps

Recommended Panel Opening for Medium Bi-Pin Slide-On Lampholders

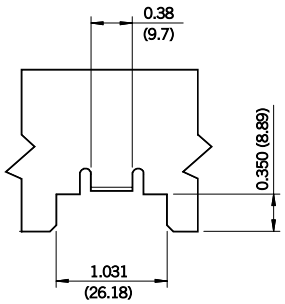

Recommended Panel Opening for T-8 to T-5 Adapter

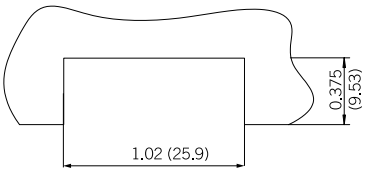

Recommended Panel Opening for Miniature Bi-Pin Snap-In/Slide-On Lampholders

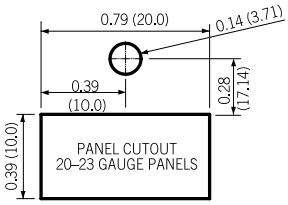

ZIPLINE™ | Linear Fluorescent Modular Retrofit System

Zipline™

Engineered for commercial and institutional retrofits, Zipline™ is an industry-first linear fluorescent lighting fixture retrofit solution that cuts installation time in half by eliminating wiring errors, using fewer pieces, and requiring only four connections.

Zipline™ Modular Retrofit System

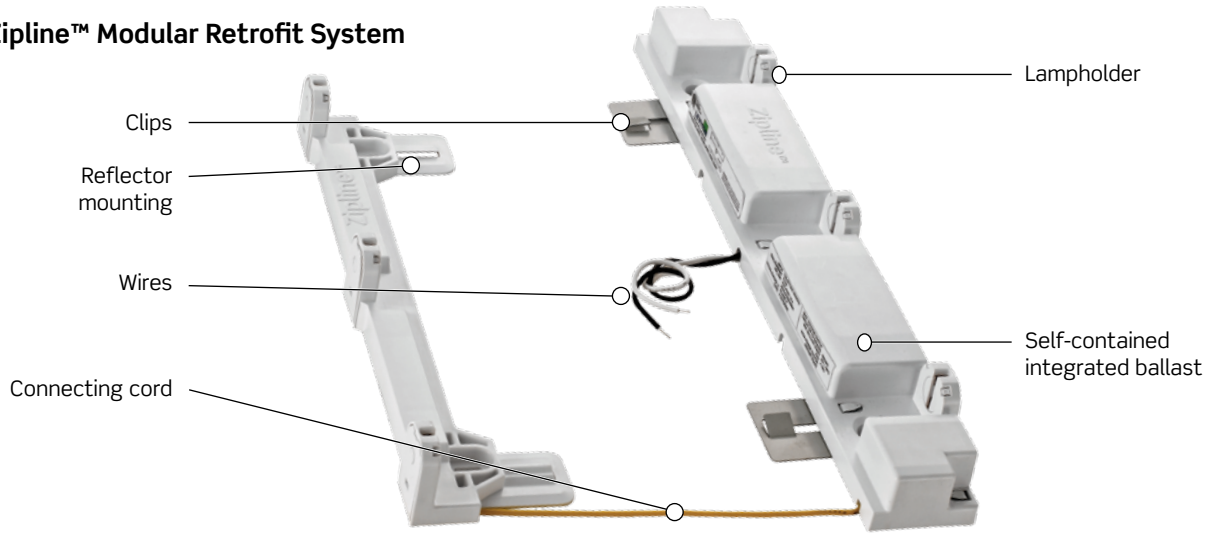

Zipline™ vs. Traditional

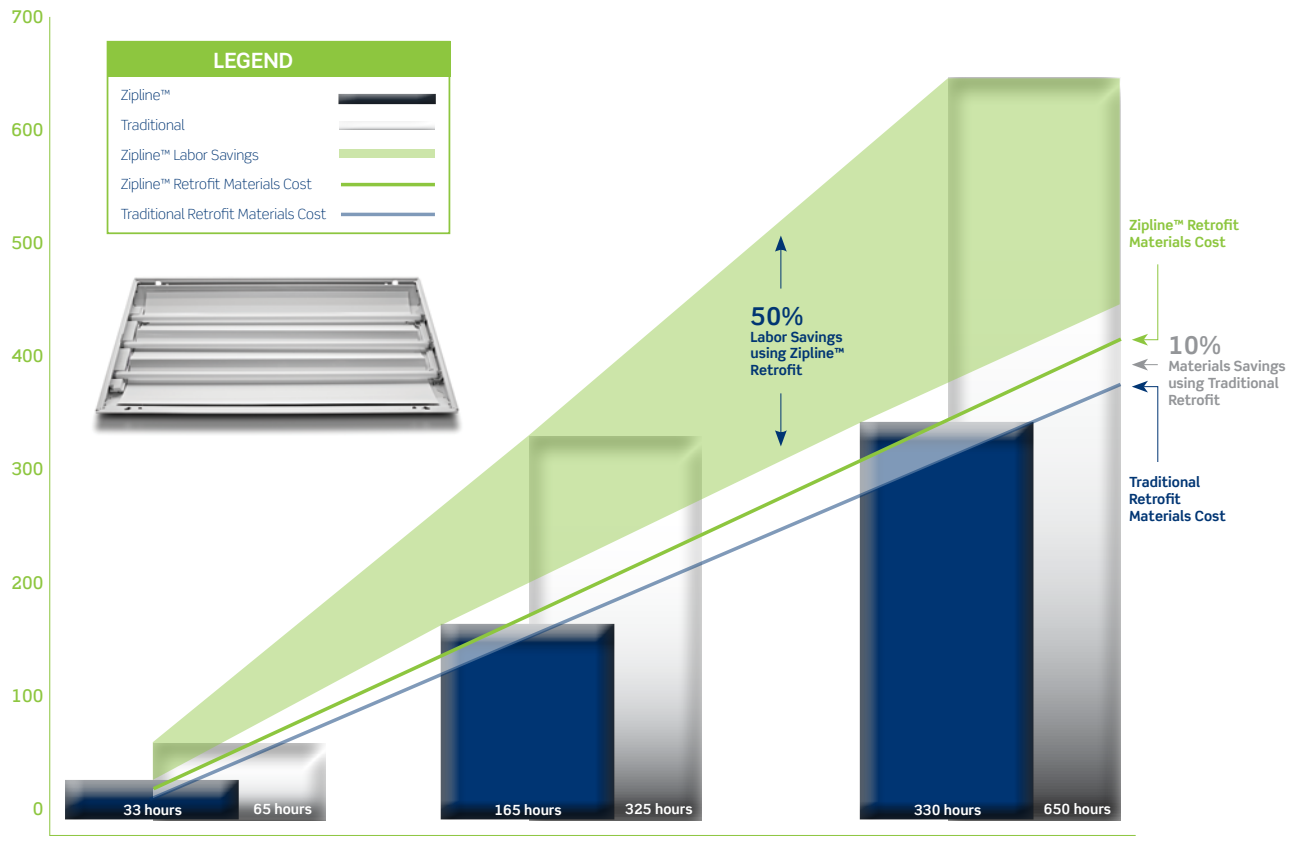

Installation estimates based on retrofit of typical lighting fixtures in a controlled environment; individual results may vary

Zipline™ Modular Retrofit System

Features and Benefits

- Easy to install
- Fits most 2x2 and 2x4 ceiling troffers
- Available in 2- and 3-lamp configurations
- Snap in reflector available
- Available in high, normal and low ballast factors
- Backed by a limited 5-year warranty
- Integrated ballast with 10 years of proven reliability in service

Work Smarter Not Harder

Zipline™ minimizes cost while simplifying and speeding up conversion time as much as 50%. The Zipline™ linear fluorescent retrofit system utilizes an integrated ballast and lampholder unit that eliminates socket wiring. The result is a self-contained assembly unit that greatly decreases components and wiring points when retrofitting existing lighting fixtures for use with energy efficient lamps. The entire assembly — two modules — is installed using four self-tapping screws. A single push-in wire connection is provided for connection to the non-ballasted side. Supply connector is optional, or pigtail leads are provided. Zipline™ can be purchased with or without a reflector. The reflector hooks onto tabs on the Zipline™ unit — no tools required. Available in white with 91% reflectivity and enhanced aluminum with 95% reflectivity.

The Old Way

Rewiring a typical linear fluorescent fixture is labor intense, time consuming and often complicated. A 3-lamp fixture retrofit requires 12 to 14 wiring points, plus the installation of 6 sockets, 2 metal socket bars and a metal ballast cover. The process includes:

- Removal, replacement and rewiring of ballast and lampholders
- Multiple connections, fasteners and wiring
- Potential for installation errors



The Zipline™ Way

Zipline™ is an integrated modular solution that cuts retrofit time in half — or more — by replacing 9 separate components, plus wiring, with only 2 individual components and no wiring:

- Ballast and lampholders are integrated into one unit
- Installs quickly and easily using only two screws per side



Zipline™ Modular Retrofit System

Zipline Components

Cat. No./Dash	Fixture	Ballast Factor	Packaged	Notes
360RC-003	3-Lamp	Normal	20 per carton	Includes reflector clips
360RC-013	3-Lamp	Low	20 per carton	Includes reflector clips
360RC-022	2-Lamp	High	20 per carton	Includes reflector clips
360RC-012	2-Lamp	Low	20 per carton	Includes reflector clips
360RC-002	2-Lamp	Normal	20 per carton	Includes reflector clips

Reflectors—Contractor Packs

Cat. No./Dash	Fixture	Finish	Reflectivity	Dimensions	Quantity
REFLT-402	2-Lamp	White	91%	43.75" x 17.85"	20 per carton
REFLT-412	2-Lamp	Enhanced Aluminum	95%	43.75" x 17.85"	20 per carton
REFLT-403	3-Lamp	White	91%	43.75" x 17.85"	20 per carton
REFLT-413	3-Lamp	Enhanced Aluminum	95%	43.75" x 17.85"	20 per carton
REFLT-202	2-Lamp	White	91%	19.81" x 17.85"	20 per carton
REFLT-212	2-Lamp	Enhanced Aluminum	95%	19.81" x 17.85"	20 per carton
REFLT-203	3-Lamp	White	91%	19.81" x 17.85"	20 per carton
REFLT-213	3-Lamp	Enhanced Aluminum	95%	19.81" x 17.85"	20 per carton

Incandescent

Medium Base Incandescent Outlet Box Lampholders

Features and Benefits

- Twist-lock mounting
- Pull chain models have bell at end of chain on 3 foot cord
- Medium base

White Urea One-Piece Keyless Top Wired

Description/Terminals	Outer Diameter	Fits Box Size	Rating	Cat. No.
2 Terminal Screws	4 1/2"	3 1/4" or 4"	600 WATT/600V	8829-CW1
6" Pigtail Leads	4 1/2"	3 1/4" or 4"	600 WATT/600V	8829-CW2
4 Terminal Screws	4 1/2"	3 1/4" or 4"	600 WATT/600V	8829-CW4



8829-CW2

White Urea One-Piece Pull Chain Top Wired

Description/Terminals	Outer Diameter	Fits Box Size	Rating	Cat. No.
2 Terminal Screws	4 1/2"	3 1/4" or 4"	600 WATT/600V	8827-CW1
6" Pigtail Leads	4 1/2"	3 1/4" or 4"	600 WATT/600V	8827-CW2
2 Terminal Screws with Captive Clamps	4 1/2"	3 1/4" or 4"	600 WATT/600V	8827-CW4



8827-CW2

Porcelain One-Piece Keyless Top Wired

Description/Terminals	Outer Diameter	Fits Box Size	Rating	Cat. No.
2 Screws*	3 3/4"	3 1/4"	600 WATT/600V	9874
2 Screws, no Cage Lip	4 1/2"	3 1/4" or 4"	600 WATT/600V	9875
6" Pigtail Leads, no Cage Lip	4 1/2"	3 1/4" or 4"	600 WATT/600V	9875-2
4 Screws	4 1/2"	3 1/4" or 4"	600 WATT/600V	49875
4 Quickwire Push-In*	4 1/2"	3 1/4" or 4"	600 WATT/600V	9883



9875-2

Porcelain One-Piece Pull Chain Top Wired

Description/Terminals	Outer Diameter	Fits Box Size	Rating	Cat. No.
2 Screws	4 1/2"	3 1/4" or 4"	600 WATT/600V	29816-C
6" Pigtail Leads	4 1/2"	3 1/4" or 4"	600 WATT/600V	29816-C2
2 Screws w/Captive Clamps for 4-Wire Terminals	4 1/2"	3 1/4" or 4"	600 WATT/600V	49816-C



29816-C

Porcelain One-Piece Pull Chain Side Wired

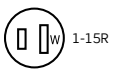

1-15R

Description/Terminals	Outer Diameter	Fits Box Size	Rating	Cat. No.
2 Screws*	4 1/2"	3 1/4" or 4"	15 Amp/125V	9716-C

Porcelain One-Piece Pull Chain Top Wired



5-15R

Description/Terminals	Outer Diameter	Fits Box Size	Rating	Cat. No.
2 Screws*	4 1/2"	3 1/4" or 4"	15 Amp/125V	9726-C



9716-C

CSA certified except where indicated by*

Ball and Chain Accessories

Ball and Chain		
Description/Terminals	**Color**	**Cat. No.**
No. 6 Chain; 1⁄8" Dia. Balls	Brass Finish	18302-1
	Nickel Finish	18302-1N
Connector for No. 6 Chain	Brass Finish	9820
	Nickel Finish	9820-N
Chain, 3 feet long, End Bell and Connector. Use as extension or replacement; 1⁄25" Dia. Balls	Brass Finish	6
	Nickel Finish	6-N



18302-1N



9820

Ball and Chain Accessories		
Description/Terminals	**Color**	**Cat. No.**
Insulating Link; Thermoplastic 1 3⁄4" Total Length	White	9839



6



9839

LEVITON

INCANDESCENT | Metal Shell

Metal Shell Incandescent Lampholders

Features and Benefits

- Phenolic interior with aluminum screwshell
- 2-Circuit lampholders operate dual-filament lamps in sequence of Low-Medium-High-Off
- Cat. No. 7070 (2-Circuit, 3-Terminal) is wired in series with keyless lampholder

Metal Shell Lampholders

Medium Base, Choice of Finishes*

Description	Rating	Cat. No.
Key — Electrolier; Single Circuit; 1/8 IPS Tapped Bushing w/Set Screw	250W 250V	9346
Removable Turn Knob — Electrolier; Single Circuit; 1/8 IPS Tapped Bushing w/Set Screw	250W 250V	10083-16
Removable Turn Knob — Electrolier; 2-Circuit; 3 Terminal; 1/8 IPS Tapped Bushing less Set Screw	250W 250V	7070
Removable Turn Knob — Electrolier; 2-Circuit; 1/8 IPS Tapped Bushing	250W 250	7090
Pull Chain — Electrolier; Single Circuit; 1/8 IPS Tapped Bushing w/Set Screws	660W 250V	19980
Push Through — Electrolier; Single Circuit; 1/8 IPS Tapped Bushing w/Set Screw	660W 250V	7080
Keyless — Electrolier; Single Circuit; 1/8 IPS Tapped Bushing w/Set Screw	660W 250V	8004
Keyless — Short Electrolier; Single Circuit; 1/8 IPS Tapped Bushing w/Set Screw	660W 250V	9347

*Finish: A suffix must be added to each basic catalog number to indicate the finish desired.
For Polished Gilt/Brass finish, add -PG; for Unfinished Aluminum, add -AL; for Polished Aluminum, add -NI (finishes on aluminum); for bright dip/Brass, add -BR (finish on brass).
Consult Leviton representative for availability of finishes



9346



7090

Interiors

Medium Base, Phenolic Body, Aluminum Screw Shell

Description	Cat. No.
For 19980 Lampholders	19980-M*
For 10083-16 Lampholders	10083-M*
For 7070 Lampholders	7070-M*
For 7090 Lampholders	7090-M*
For 9346 Lampholders	9346-M*
For 6098 Lampholders	7080-M*
For 8004 Lampholders	8004-M*

NOM Certified except where indicated by *



7080

Brown Phenolic Cap and Shell Lampholders and Interiors

Two-Piece, Medium Base Electrolier

Description	Rating	Lampholder Cat. No.	Interior Cat. No.*
Pull Cord (nylon); 2-Circuit, 1/8 IPS Threaded Cap w/Set Screw	250W 250V	97092	7092-2M**
Push-Through; 1/8 IPS Threaded Cap w/Set Screw	660W 250V	95110	7080-M**
Keyless; 1/8 IPS Threaded Cap w/Set Screw	660W 250V	95080	8004-M**

*UL Recognized component.
NOM Certified except where indicated by **



95110

Multi-Lampholder Clusters

Features and Benefits

- Pull chain models have bell at end of chain on 3 foot cord
- Medium and Candelabra bases
- Par connectors have white, unglazed porcelain body

Medium Base Multi-Lampholder Clusters

Treated Aluminum Screw Shell

Description	T (for reference see illustarted chart on following page [K-14])	TA	B	BA	OAH T+B	Rating	Cat. No.
2-Light Twin 1/8 IPS Male Top Bracket Only	1 5/16"	5/16"	—	—	—	660W 250V	4020-A3A
2-Light Twin 1/8 IPS Male (top & bottom)	1 11/16"	5/16"	1 11/16"	7/16"	3 3/8"	660W 250V	4015-D4F
2-Light Offset 1/8 IPS Male (top & bottom)	1 3/4"	5/16"	1 3/4"	7/16"	3 11/16"	660W 250V	4032-E5F
3-Light 1/8 IPS Male (top & bottom)**	1 3/4"	1/2"	1 3/4"	7/16"	3 1/2"	660W 250V	341-D4U
2-Light Offset 1/8 IPS Male (top); Pullchain Switch (bottom) with 1/8" usable shank*	1 3/4"	5/16"	1 15/16"	1/2"	3 3/4"	660W 250V 1A 125V T	4034-F5A
2-Light Twin 1/8 IPS Male (top); Pullchain Switch (bottom) 3/8" usable shank*	1 1/16"	5/16"	1 11/16"	3/8"	2 13/16"	660W 250V 1A 125V T	4017-D2F



4034-F5A



368-1

Porcelain Par Connectors

Description	Rating	Cat. No.
Medium Base for PAR #46 and #38 lamps. Leads are #14 AWG 200°C SEW-2 Silicone Rubber Insulated; 18" Long, Stripped 3/4". Others available on inquiry**	660W 125V	368-1
Mogul Base for PAR #56 and #64 lamps. Leads are #14 150°C SEWF-2; 18" Long, Stripped 3/4" Others available upon request	1000W 125V	357-8



357-8

All devices are UL Listed except Cat. No. 905.
Also CSA Certified except where indicated by *, and NOM Certified except where indicated by **

Bayonet Socket — Single Contact

Candelabra Base

Description	Rating	Cat. No.
Flat Bracket. Leads are #18 AWG, 105°C Plastic; 6" Long, Stripped 3/4" (one black, one white)*~	Low Voltage	905
Double Contact. Standard leads (2) are #18 AWG SEW-1 200° C 300V wire, 12" long, stripped 1/2". Others available upon request	500W 125V	910



905

All devices are UL Listed except Cat. No. 905.
Also CSA Certified except where indicated by * and NOM Certified except where indicated by ~

Continued on next page

Continued from previous page

Multi-Lampholder Clusters

Dimensions for Medium Base Multi-Lampholder Clusters

4017-D2F

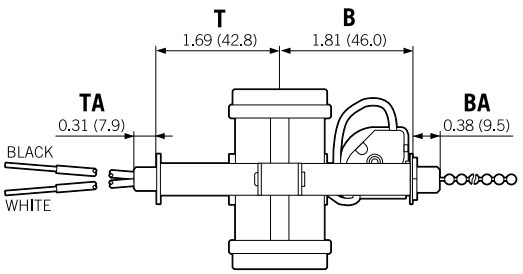

4032-E5F

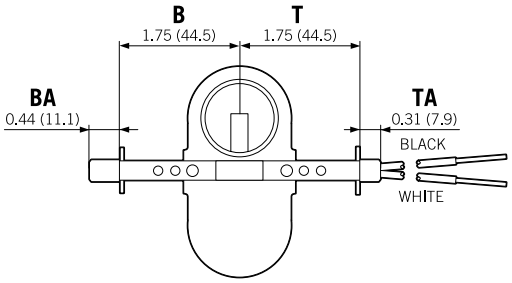

4034-F5A

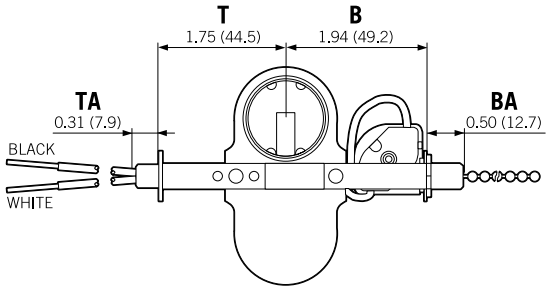

Medium, Mogul and Candelabra Base Incandescent Lampholders

Features and Benefits

- Medium-to-medium extenders available in phenolic and porcelain
- Two-piece surface-type lampholders have concealed wiring terminals with wireways for top and continuous wiring

Socket Extensions — Single Circuit

Medium-Medium

Description	Rating	Cat. No.
2-Piece Porcelain; Mounting Hole 1 3/8" Dia. Extension 1 1/4"*	660W 250V	2004
1-Piece Porcelain; Slotted Mounting Hole 1 3/8" Dia. Extension 1 1/4"*	660W 250V	2005
1-Piece Phenolic. Extension 1 3/16"**	660W 250V	2006

*To be used with porcelain sockets only.
**To be used with phenolic sockets only



2005

Mogul-Mogul

Description	Rating	Cat. No.
1-Piece Porcelain. Extension 2 3/8"*	1500W 600V	8647

NOM Certified except where indicated by *



8647

Socket Adapter

Mogul-To-Porcelain Medium

Description	Rating	Cat. No.
1-piece. Meets Fed. Spec. W-L-142a*	660W 250V	8681
Same as above, except 4 KV Pulse-Rated*	660W 250V	8681-400

NOM Certified except where indicated by *



8681

Flanged Adapter*

Description	Rating	Cat. No.
Porcelain E26 male screwshell with leads	660W, 250V	165-00P
Same as 165-00P except Phenolic Body	660W, 250V	165-000
Same as 165-000 except with solder terminals, less leads	660W, 250V	165-001

*UL Recognized Component, File E13396

Continued on next page



165

Continued from previous page

Medium, Mogul and Candelabra Base Incandescent Lampholders

Appliance Heating Receptacle

Porcelain Two-Piece

Description	Rating	Cat. No.
2-piece Heating Receptacle. Gasket Furnished*	660W 250V	8110

NOM Certified except where indicated by *



8110

Porcelain Lampholders

Pony Cleat Type

Description	Outer Diameter	Overall Height	Center-to-Center Spacing of Mounting Holes	Rating	Cat. No.
Candelabra Base; Plastic. Not UL Listed*~	1 7/16"	7/8"	1 1/8"	75W 125V	10028
Miniature Base, Plastic. Not UL Listed*~	1 5/16"	7/8"	3 1/32"	75W 125V	10020
Medium Base, Phenolic	1 7/8"	1 1/2"	1 15/16"	660W 250V	9063
Medium Base, Porcelain	1 7/8"	1 1/2"	1 15/16"	660W 250V	19062



10028

Surface Type

Description	Outer Diameter	Overall Height	Center-to-Center Spacing of Mounting Holes	Rating	Cat. No.
Medium Base; Porcelain; Low 2-Piece	2 5/16"	1 1/2"	1 3/8"	660W 250V	9880
Medium Base; Porcelain; High 2-Piece*~	2 5/16"	1 7/8"	1 3/8"	660W 250V	9882

CSA Certified except where indicated by * and NOM Certified except where indicated by ~



9880

Medium Base Incandescent Lampholders

Features and Benefits

- Suitable for a wide variety of fixtures, signs and displays
- Unglazed base and ring on two-piece lampholders
- Gasket supplied with two-piece ring type rated at 90°C dry maximum

Porcelain Snap-In Lampholders

Medium Base Screw Terminals

Description	Outer Diameter	Overall Height	Rating	Cat. No.
1-Piece, Front Mounted 1/4" Shoulder Panel Thickness: .025 –.062"	1 11/16"	1 1/2"	660W 250V	8880
1-Piece, Front Mounted Shallow Back Panel Thickness: .030 –.062"	1 11/16"	1 11/16"	660W 250V	8875



8880

Porcelain Keyless Lampholders — Commercial Units

Medium Base Single Circuit Screw Terminals

Description	Outer Diameter	Overall Height	Rating	Cat. No.
Straight Body with Cap. Screw Terminals	1 1/2"	2 1/8"	660W 250V	10045
Beaded Body for 1 1/2" Clamp Style Shadeholder with Cap Screw Terminals	Body 1 1/2"	2 1/8" Bead 1 5/8"	660W 250V	10065
Adjustable Glass Retaining Ring with Cap and Ring Nut. Screw Terminals.	2 1/4" ringnut	—	660W 250V	20070
Straight Body with Leads. #18 AWG 105°C Plastic; 9" Long, Stripped 3/4" with Two 6/32 Mounting Screws.	1 1/2"	1 11/16"	660W 250V	10085



10085

Porcelain Keyless Fixtures — Single Circuit

Medium Base Screw Terminals

Description	Outer Diameter	Overall Height	Rating	Cat. No.
1-Piece, Front Mounted for Fixture Sign Use. Tapped 8-32 Bushings, Mounting Centers 1 13/16"	1 5/8"	1 7/16"	660W 600V	9885
2-Piece, Ring Type	1 3/4"	1 3/8"	660W 250V	9350
1-Piece with Removable Strap*	1 11/16"	1 9/16"	660W 250V	8871
Fixture Pan Lampholder with 1/8" IPS Hickey	1 3/8"	1 7/16"	660W 250V	3152-8

NOM Certified except where indicated by *



3152-8

Leads

Description	Outer Diameter	Overall Height	Rating	Cat. No.
2-Piece Ring Type with Leads: #18 AWG, 105°C Plastic; 9" Long, Stripped 3/4"	1 3/4"	1 3/8"	660W 250V	8101
Angle Pan with Leads: #18 AWG Type AF 150°C Plastic; 9" Long, Stripped 3/4"	—	—	660W 250V	18315
Removable Bracket with Leads	1 3/8"	1 7/16"	660W 250V	8052-1
Screw-Mount Pulse-Rated Lampholder with Leads for 18 AWG Open-Fixture Lamps; 200°C 600V SEW-2 (SF-2) wire; 9" Long, Stripped 1/2"	1 45/64"	2 9/32"	660W 600V 4KV Pulse Rated	70052-100



8101

Two-Piece Pull Chain

Description	Outer Diameter	Overall Height	Rating	Cat. No.
Ring Type; Screw Terminals; Gasket Furnished*~	1 13/16"	1 13/16"	250W 250V	9814

CSA Certified except where indicated by * and NOM Certified except where indicated by ~



9814

LEVITON

INCANDESCENT | Medium Base, Metal and Quartz Halogen

Medium Base, Metal and Quartz Halogen Incandescent Lampholders

Features and Benefits

- Cat. No. 3352 lampholder bodies have wireways
- Side-mounted lampholders are white glazed porcelain with copper-alloy screwshell
- Recessed single-contact lampholders have porcelain body with nickel-plated steel housing
- Cat. No. 560 has a metal lamp-positioning clip (patent pending) that maintains lamp seating position
- Cat. No. 565 is designed for energy-efficient CDM lamps
- Cat. No. 570 twists in and is fully dimmable

Phenolic Keyless Fixture

Medium Base Screw Terminals		
Description	**Rating**	**Cat. No.**
Permanent Bracket. Terminal Screws Backed Out and Staked	660W 250V	3352-1
Same as 3352-1, with Shorter Bracket	660W 250V	3352-F
Removable Hickey. Terminal Screws Backed Out and Staked	660W 250V	3352-8



3352-1

Porcelain Keyless, Side-Mounted

Medium Base Screw Terminals		
Description	**Rating**	**Cat. No.**
Single Lampholder w/Side Outlet Bushing — 1/8 IPS	660W 250V	10091
Twin Lampholder w/Bushed Flange — 1/8 IPS	660W 250V	4010
Twin Lampholder w/Single Outlet Bushing — 1/8 IPS	660W 250V	4005
Same as 4005 with 3/8 IPS Bushing	660W 250V	4006

All bushings are tapped and have set screw



4005

Candle Sockets, Bottom Turn Knob

Medium Base Screw Terminals		
Description	**Rating**	**Cat. No.**
Three-light, two-piece phenolic husk. Lighting sequence: LO-MED-HI-OFF*	250W 250V	4063

CSA Certified except where indicated by *



4063

Lampholders for Recessed Single Contact Lamps		
Description	**Rating**	**Cat. No.**
Front Flange Mount. Standard Leads are #18 AWG, Type SEW-2, 200°C, 18" Long, Stripped 3/4"*	3000W 600V	554
Rear Flange Mount. Same Leads and Specs as Cat. No. 554~	3000W 600V	555

CSA Certified except where indicated by * and NOM Certified except where indicated by ~



554

Lampholders for Metal Halide and Quartz Halogen Lamps

Description	Rating	Cat. No.
Single-Ended Metal Halide for Lamps with a G8.5 Base. Lead-in edge on body ensures proper lamping. Standard leads (2) are black 5KV pulse rated #18 AWG, Type SEW-2, 200°C 600V wire, 9" long, stripped .325"	660W 600V 5KV Pulse Rated	560**
Single-Ended Metal Halide for Lamps with a GX8.5 Base, such as Philips CDM-R11, rated up to 150W. Standard leads (2) are black #18 AWG, 5KV pulse rated SEW-2, 200°C 600V wire, 12" long, stripped ½"	660W 600V 5KV Pulse Rated	565*
Twist-In Single-Ended Quartz Halogen for Lamps with a GU10 Base. Rated up to 150W. Fully dimmable; standard leads (2) are white, #20 AWG Teflon® wire, rated 250°C 600V, 6" long, stripped ½"	660W 600V 5KV Pulse Rated	570*
Twist-In Single-Ended Socket for Lamps with a GX10 Base. Rated up to 150W with a 5k pulse rating. Standard leads (2) are white, #18 AWG Teflon® wire, rated 250°C 600U, 18" long, stripped ½"	1500W 6A 5k Pulse Rated	571
Multi-base Miniature Bi-pin Quartz Lampholder. Accepts types G4, G6.35, GY6.35, GX5.3 (MR16) and GZ4 (MR11) single-ended miniature bi-pin quartz lamps. Ceramic body. Two #18 AWG Teflon® 250°C leads, 12" long, stripped ½"	250V Max Voltage 12A Max Amperage 750W Max Wattage	80054-500
Same as above with lamp retention clip for GU5.3 Lamps		80054-SCL

CSA Certified except where indicated by * and NOM Certified except where indicated by **



560



565



570



571



80054-500

LEVITON

INCANDESCENT | Candelabra and Medium Base

Candelabra and Medium Base Incandescent Lampholders

Features and Benefits

- Candle sockets for single-light applications
- Fiber disc body for use with standard candle tubes
- Spring-tempered steel clip holds Cat. No. 10014-800 socket rigidly in place

Candle Sockets, Bottom Turn Knob

Medium Base Screw Terminals

Description	Rating	Cat. No.
1-Piece Phenolic Body; 2 Leg Bracket; Single Light; Removable Interior; Knurl Nut and Lock Nut	660W 250V	4155
2-Piece Phenolic Husk & Removable Interior Husk; Single Light; Knurl Nut	660W 250V	4158



4155

Candle Sockets, Keyless*

Medium Base Fiber-Disc Body, Screw Terminals

Description	Rating	Cat. No.
Solid Hickey. 2" Overall Height**	660W 250V	8684
Adjustable Hickey. Overall Height: 4-5 3/4"	660W 250V	9800

*Insulating paper liner pushes down against Hickey projections.
Note: These items are designed for use with standard socket candle tubes (1 15/16" dia.) and require a minimum of 13/16" dia. flat bottom of candle cup for clearance.
NOM Certified except where indicated by **



9805

Candle Sockets, Phenolic

Medium Base With Removable Turn Knob, Screw Terminals

Description	Rating	Cat. No.
Removable Knob (Short Type), Adjustable Hickey. Overall Height: 4-5 1/2"	250W 250V	9805*
Removable Knob, Removable 1-Leg Hickey. Overall Height: 2 7/16"	250W 250V	9805-A*

*Note: These items are designed for use with standard socket candle tubes (1 15/16" dia.) and require a minimum of 13/16" dia. flat at bottom of candle for clearance



10025

Candelabra Base, Keyless*

Description	Rating	Cat. No.
Screw Terminals; Solid Hickey. Overall Height: 2"	75W 125V	10025
Screw Terminals; Solid Hickey. Overall Height: 1 1/2"	75W 125V	10027
Screw Terminals; Adjustable Hickey: 3 1/4-4 3/4"	75W 125V	10026
Double Snap-In Spring Clips. Height of socket from panel is 1" Leads are #18 AWG 105°C plastic, 24" long, stripped 1/2"	75W 125V	10014-800

*7/8" candle tube. All Hickeys tapped 1/8 IPS



10014-800

Candelabra and Medium Base Incandescent Lampholders

Features and Benefits

- Candelabra socket has white unglazed porcelain body with aluminum screw shell
- Choice of pin-type or pigtail type for temporary lighting applications
- Two-piece pin type automatically pierces wire leads

Candelabra Base Sockets — Porcelain

Candelabra Base Screw Terminals

Description	Rating	Cat. No.
Solid Hickey.** Overall Height: 2 3/32" *~	75W 125V	20025

**Other hickey sizes available.
CSA Certified except where indicated by * and NOM Certified except where indicated by ~



20025

Keyless Heavy Duty Phenolic Single Circuit Lampholders

Two-Piece Pin Type

Description	Rating	Cat. No.
Candelabra Base, Detachable Zinc-Plated Wire Hook. Accepts #20 – #18 Stranded Insulated Wire	75W 125V	267**
Medium Base, Detachable Zinc-Plated Wire Hook. Accepts #14 – #12 Stranded Insulated Wire	660W 250V	167**

Note: Linings assembled.
**For temporary lighting — not waterproof


267

Pigtail Type Medium Base with Leads

Description	Rating	Cat. No.
Vinyl, Phenolic Interior and Screw Shell, Brass Shell Contact. Leads are #14 AWG, 6" Long, Stripped 3/4", Molded into Boots~	660W 250V	55**
Phenolic with Brass Screw Shell. Leads Soldered and Hot Waxed in Deep Well are #14 AWG 6" Long	660W 250V	157**
Same as 157 above, with Left-Hand Screw Shell	660W 250V	157-X**
Rubber, Aluminum Screwshell. Leads are #16 AWG, 6" Long, Soldered to Terminals and Sealed in Rubber Boot*	660W 250V	124-D

**For temporary lighting — not waterproof.
All devices are UL Listed except Cat. No. 124-D.
CSA Certified except where indicated by * and NOM Certified except where indicated by ~.
Note: The listed products may be used at construction sites provided that bulb cages are used and suitable splices are made.
The listing for the products meets the OSHA requirement and is made for open wiring without a separate outlet box


167


55

High Intensity Discharge

Mogul Base Incandescent Lampholders

Features and Benefits

- Moguls listed have white glazed porcelain bodies except for 8750 (yellow), 8751 (pink), and 8746 (gray glazed with ceramic arc shield)
- Copper-alloy nickel-plated screw shell

Porcelain Mogul Base Lampholders

With Leads

Description	Outer Diameter	Overall Height	Rating	Cat. No.
Keyless, Single Circuit. For high pressure sodium lamps up to 1000 watts. 8-32 mounting screws on 1 3/8" centers	2 1/8"	3 3/64"	1500W 600V 5KV Pulse rated	8746
Keyless, Single Circuit. Positon-oriented. For Super Metalarc HID lamps. 8-32 mounting screws on 13/8" centers	2 5/32"	2 39/64"	1500W 600V	8750
Keyless, Single Circuit. For high-pressure sodium lamps up to 400 watts. 8-32 mounting screws on 1 3/8" centers	2 5/32"	2 39/64"	1500W 600V 4KV Pulse rated	8756
Low Pressure Sodium. For use with all single-end bayonet base low pressure sodium lamps*~	1 3/8"	1 5/8"	660W 1000V	8806
Designed for Open-Fixture Shielded Metal Halide Lamps. Complies with NFPA 70-2005 for open-rated fixtures. 8-32 mounting screws on 1 3/8" centers	2 5/32"	2 39/64"	1500W 600V 4KV Pulse Rated	8751

Leads types, lengths and ratings vary with the end use applications.
Standard leads as well as variations available on inquiry.
CSA Certified except where indicated by * and NOM Certified except where indicated by ~



8746



8750

Screw Terminals

Description	Outer Diameter	Overall Height	Rating	Cat. No.
Keyless; 2-Piece; Single-Pole*	2 5/16"	2 23/64"	1500W 600V	8765
Keyless;. Single Circuit with 8-32 Lock Nuts on 1 3/8" Centers. Die-cast caps available upon request	2 5/32"	2 23/64"	1500W 600V	8694

CSA Certified except where indicated by *



8806



8694

Compact Fluorescent

CFL Ceiling Lampholders

Features and Benefits

- 13W GU24 base lamp
- Bi-pin compact fluorescent lampholders
- Impact-resistant thermoplastic construction
- Polycarbonate lamp guard
- Pigtail leads provide easy installation
- Knockout holes on box enable multiple configurations
- Thread-cutting screws facilitate installation of lamp guard
- Lamp Output = 900 lumens
- Lamp Color = 2700 K
- Backed by a limited 2-year warranty on lampholder and guard

GU24 Base Fluorescent Ceiling Lampholders

Energy-Saving Keyless Bi-Pin Compact Fluorescent Ceiling Lampholders for Closets and Closed Spaces — 120 WATT 250V AC

Keyless Fluorescent Ceiling Lampholder

Description	Rating	Cat. No.
Lampholder	120W-250V AC, 60Hz	9860
Lampholder with 13W Lamp and Lamp Guard	120W-250V AC, 60Hz	9860-BL
Lampholder with 13W Lamp and Lamp Guard	120W-250V AC, 60Hz	9860-LHG
Lamp Guard	120W-250V AC, 60Hz	9860-L
Lampholder with Pigtail Leads and Knockout Holes for Multiple Configurations; with 13W Bulb	120W-250V AC, 60Hz	9860-B
13W Replacement Lamp	13W	9865



9860



9862

Pull-Chain Fluorescent Ceiling Lampholder

Description	Rating	Cat. No.
Pull Chain Lampholder with 13W Lamp and Lamp Guard	120W-250V AC, 60Hz	9862-PC
Pull Chain Lampholder with 13W Lamp and Lamp Guard	120W-250V AC, 60Hz	9862-PCH

Occupancy Sensor Fluorescent Ceiling Lampholders

Automatically turns light on when sensing motion.

Occupancy Sensor Fluorescent Ceiling Lampholders

Description	Rating	Cat. No.
Lampholder with 13W Lamp	13W-120V AC, 60Hz	9863-OCC
Lampholder with 13W Lamp and Lamp Guard	13W-120V AC, 60Hz	9863-SEN

Note: Ceiling Mount only.
Note: Not intended for use with incandescent lamps, dimmers or occupancy sensors



9863

Related Products
Leviton offers a wide selection of occupancy and vacancy sensors for residential and commercial applications.
See pages N-6 to N-35 in the Energy Management section for more information.

LEVITON

CFL | Long Twin Tube with 2G11 Base

Long Twin Tube with 2G11 Base — Compact Fluorescent Lampholders

Features and Benefits

- Vertical snap-in model allows wires to be routed on either top or bottom of panel
- Two wiring ports per contact speed harness wiring
- Internal shunt models eliminate need for extra jumper wire in fixtures designed for electronic ballasts
- Low-profile design for smaller, more compact fixtures
- Superior metal-spring lamp retainer clips

4-Pin Long Twin-Tube with 2G11 Base — Slide-In Mounting

Description	Rating	Cat. No.
Slide-In for 18-20 Ga. Panels, Quickwire Terminals	660W 600V	13452



13453

4-Pin Long Twin-Tube with 2G11 Base — Bottom or Back Mounting

Description	Rating	Cat. No.
Vertical Snap-In Mounting, Side Push-In Wiring	660W 600V	13453
Same as above, with Internal Shunt Connection for Electronic Ballasts	660W 600V	23453
Horizontal Snap-In Mounting, Bottom Push-In Wiring	660W 600V	13454
Same as above, with Internal Shunt Connection for Electronic Ballasts	660W 600V	23454
Horizontal Screw-Mount. Bottom Push-In Wiring	660W 600V	13455
Same as above, with Internal Shunt Connection for Electronic Ballasts	660W 600V	23455



13454

Dimensions for Long Twin Tube with 2G11 Base

13453 and 23453

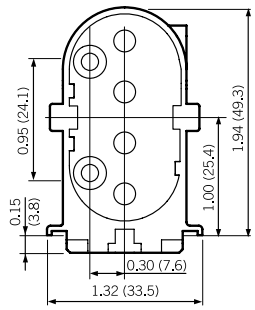

13453

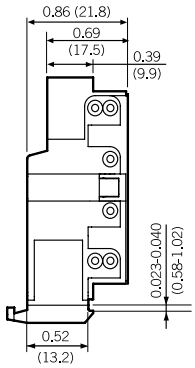

23453

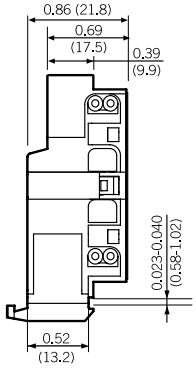

Recommended Panel Opening for 13453, 23453, 13454 and 23454

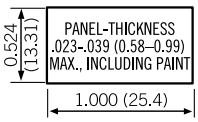

13454 and 23454

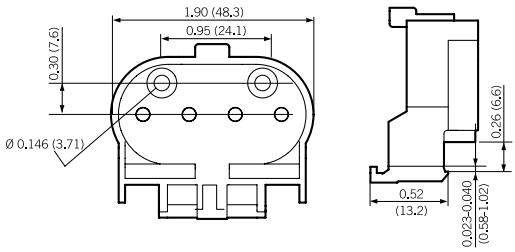

13454

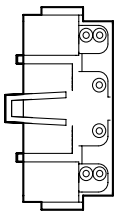

13454

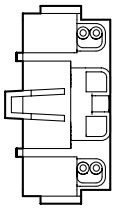

13455 and 23455

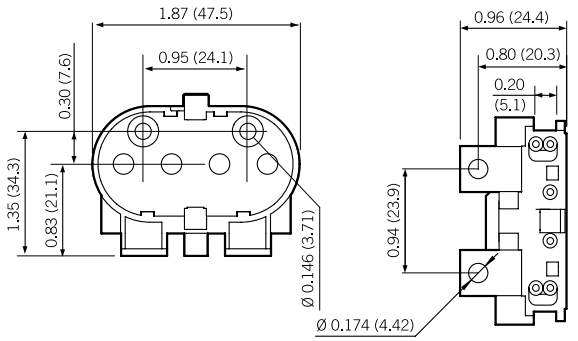

23454

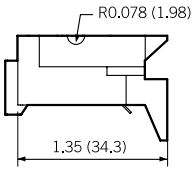

LEVITON

CFL | 2G11 Lamp Support Clips

Lamp Support Clips for Long Twin Tube 2G11 Base Fluorescent Lampholders

Features and Benefits

- Choice of quality lamp support clips in a variety of configurations for long twin tube lamps with 2G11 base
- UV stable clear polycarbonate clips for vertical or horizontal mounting
- Stainless steel clips with UV stable clear polycarbonate base for horizontal mounting only; short or tall versions
- Plastic clips for slide-on or screw-mount

Plastic and Stainless Steel Lamp Support Clips

Description	Cat. No.
Plastic Lamp Support Clip, Slide-On	23452-A*
Plastic Lamp Support Clip, Screw Mount	23452-B*
Horizontal Snap-In Lamp Support Clip for 13454, 23454, 13455 and 23455. UV-Stable, Clear Polycarbonate	23452-H*
Vertical Snap-In Lamp Support Clip for 13453 and 23453. UV-Stable, Clear Polycarbonate	23452-V*
Stainless Steel Horizontal Lamp Support Clip, Short Version	23452-MTS
Stainless Steel Horizontal Lamp Support Clip, Tall Version	23452-MTL

*Note: Leviton strongly recommends replacing support clips 23452-A, 23452-B, 23452-V and 23452-H during lamp replacement



23452-H



23452-V



23452-MTS



23452-MTL

Dimensions for Lamp Support Clips for Long Twin Tube with 2G11 Base

Horizontal Lamp Support Clip—23452-H

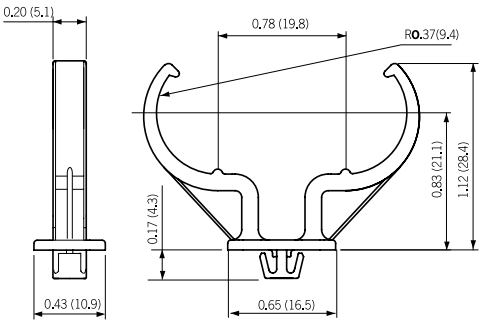

Vertical Lamp Support Clip—23452-V

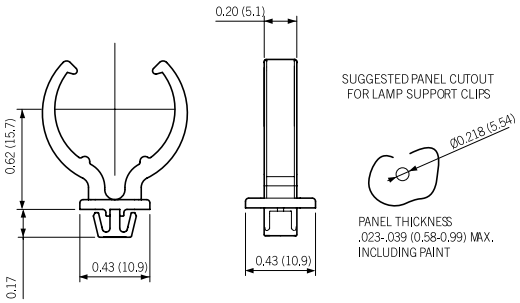

Horizontal Lamp Support Clips 23452-MTS, 234452-MTL

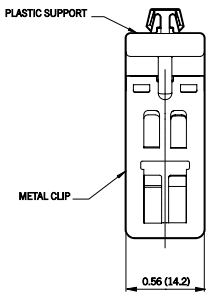

Horizontal Lamp Support Clip, Short 23452-MTS

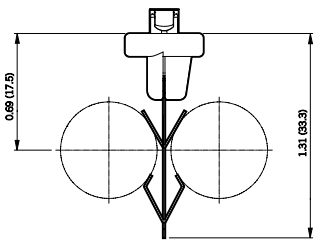

Horizontal Lamp Support Clip, Tall 23452-MTL

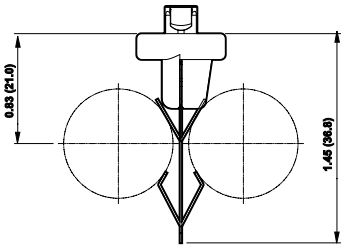

Compact Fluorescent Lampholders (CFLs)

Features and Benefits

- "Smart" CFL Lampholders are color-coded for easy wattage identification
- Bottom snap-in versions for easier panel assembly
- Snap-in versions designed for 16 Ga. panels
- Metal-spring lamp-retainer clip provides positive lamp retention and is more durable than plastic clips
- Two wiring ports per contact speed harness wiring
- Four screw holes for greater mounting flexibility
- Wire routing options for top or bottom side of mounting panel for easier assembly
- White thermoplastic body

10mm Compact Fluorescent Lampholders

For G23 and G23-2 Lamp Bases

Rating	Color	Cat. No.	Lamp Base	Wattage
75W 600V	White	26719-100	G23, G23-2	5W, 7W
75W 600V	White	26719-200	G23, G23-2	5W, 7W
75W 600V	White	26719-300*	G23, G23-2	9W
75W 600V	White	26719-400	G23, G23-2	9W
75W 600V	White	26719-500	G23, G23-2	9W

*Not compatible with 13-watt DTT lamps

Continued on next page



26719-100



26719-200



26720-300



26720-400

CFL | Compact Fluorescent

Continued from previous page

Compact Fluorescent Lampholders (CFLs)

Dimensions for Compact Fluorescent Lampholders

Horizontal Snap-In CFLs — 26720-100 Shown

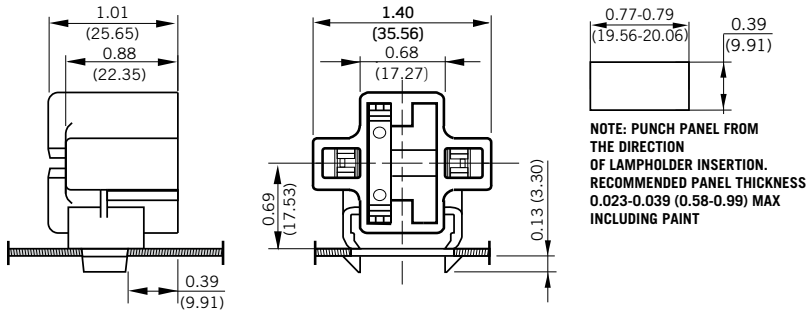

Vertical Top Snap-In CFLs — 26720-300 Shown

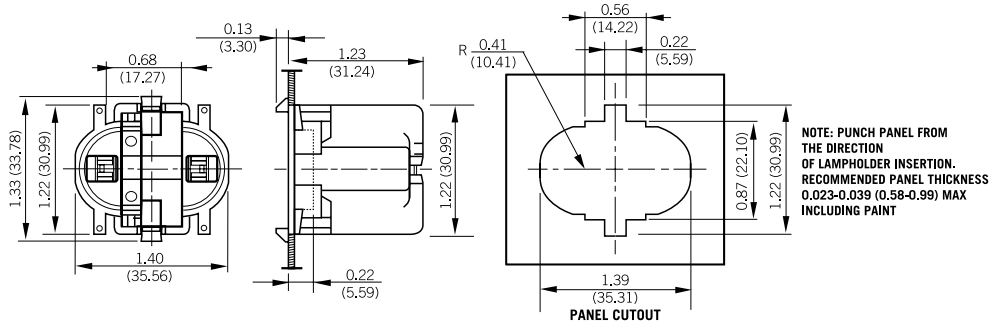

4-Hole Vertical Screw-Down CFLs — 26720-400 Shown

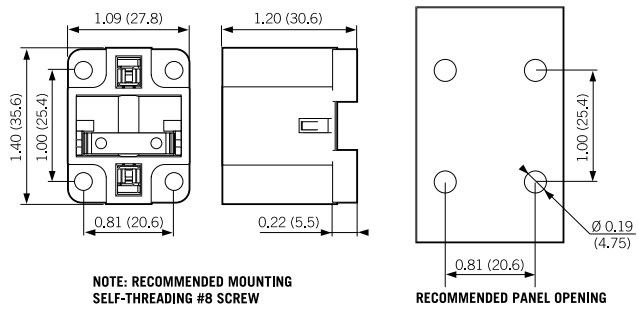

10mm Compact Fluorescent Lampholders (CFLs)

Features and Benefits

- "Smart" CFL lampholders are color-coded for easy wattage identification
- Bottom snap-in versions for easier panel assembly available for 16 Ga. and 18–20 Ga. panels
- All 4-pin lampholders have internal rejection feature that prevents insertion of 2-pin lamps
- Metal-spring lamp-retainer clip provides positive lamp retention and is more durable than plastic clips
- Two wiring ports per contact speed harness wiring
- Four screw holes for greater mounting flexibility
- Wire routing options for top or bottom side of mounting panel for easier assembly
- White thermoplastic body

10mm Compact Fluorescent Lampholders

For G24d Lamp Bases — 2-Pin

Rating	Color	Cat. No.	Lamp Base	Wattage
75W 600V	White w/Black	26725-201	G24d-1	10W, 13W
75W 600V	White w/Black	26725-221	G24d-1	10W, 13W
75W 600V	Green	26725-202	G24d-2	18W
75W 600V	Green	26725-222	G24d-2	18W
75W 600V	Orange	26725-203	G24d-3	26W
75W 600V	Orange	26725-223	G24d-3	26W
75W 600V	White w/Black	26725-211	G24d-1	10W, 13W
75W 600V	Green	26725-212	G24d-2	18W
75W 600V	Orange	26725-213	G24d-3	26W



26725-213

For G24q and GX24q Lamp Bases — 4-Pin

Rating	Color	Cat. No.	Lamp Base	Wattage
75W 600V	White w/Black	26725-401	G24q-1	10W, 13W
75W 600V	White w/Black	26725-421	G24q-1	10W, 13W
75W 600V	Green	26725-402	G24q-2	18W
75W 600V	Green	26725-422	G24q-2	18W
75W 600V	Orange	26725-403	G24q-3,	26W, 32W
75W 600V	Orange	26725-423	GX24q-3	26W, 32W
75W 600V	Yellow	26725-404	GX24q-4	42W
75W 600V	Yellow	26725-424	GX24q-4	42W
75W 600V	White	26725-429	G24q-3	32W, 42W
75W 600V	White	26725-429	GX24q-4	26W, 32W, 42W
75W 600V	White	26725-429	GX24q-4	26W, 32W, 42W
75W 600V	White w/Black	26725-411	G24q-1	10W, 13W
75W 600V	Green	26725-412	G24q-2	18W
75W 600V	Orange	26725-413	G24q-3,	26W
75W 600V	Orange	26725-413	GX24q-3	26W, 32W
75W 600V	Yellow	26725-414	GX24q-4	42W
75W 600V	White	26725-419	G24q-3	26W
75W 600V	White	26725-419	GX24q-4	32W, 42W



26725-419

Note: Lamp names are trademarked by manufacturers

Continued on next page

LEVITON

CFL | 10mm Compact Fluorescent

Continued from previous page

10mm Compact Fluorescent Lampholders (CFLs)

Dimensions for 10mm Compact Fluorescent Lampholders

Bottom Snap-In CFLs for 18–20 Ga Panels
26725-421 Shown

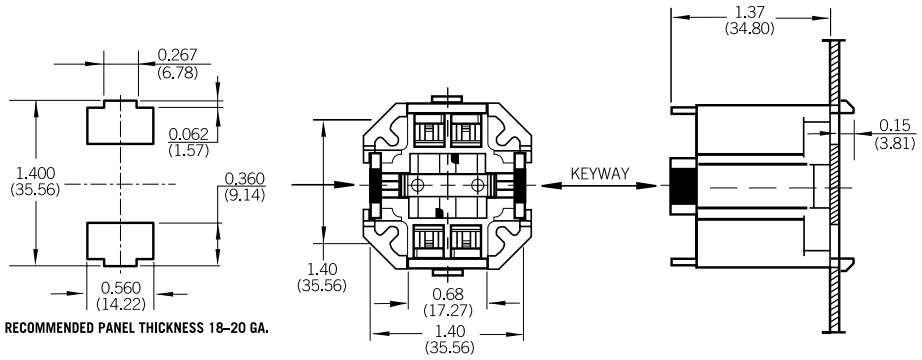

4-Hole Bottom Screw-Down CFLs
26725-213 Shown

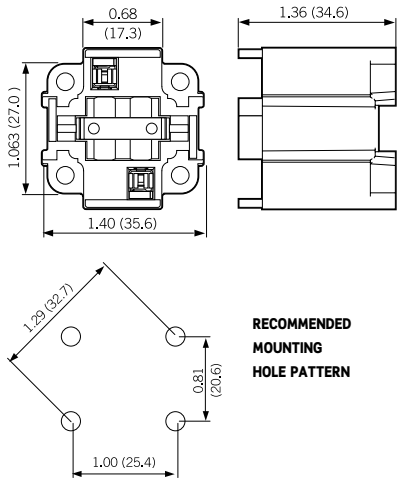

"Smart" CFL Lampholders

Features and Benefits

- "Smart" CFL lampholders are color-coded for easy wattage identification
- Bottm snap-in versions for easier panel assembly available for 16 Ga. and 18-20 Ga. panels
- All 4-pin lampholders have internal rejection feature that prevents insertion of 2-pin lamps
- Metal-spring lamp-retainer clip provides positive lamp retention and is more durable than plastic clips
- Two wiring ports per contact speed harness wiring
- Wire routing options for top or bottom side of mounting panel for easier assembly
- Bodies are white thermoplastic (with color coding as indicated)
- Quick-connect push-in wiring terminals accept #18 AWG solid or twisted-and-overtinned leads, stripped 3/8 inch

10mm Compact Fluorescent Lampholders with Round Bodies

For G24d Lamp Bases, 2-Pin

Rating	Color	Cat. No.	Lamp Base	Wattage
75W 600V	Black	26725-2A1	G24d-1	10W/13W
75W 600V	Green	26725-2A2	G24d-2	18W
75W 600V	Orange	26725-2A3	G24d-3	26W



26725-4A2

For G24d Lamp Bases, 2-Pin

Rating	Color	Special	Cat. No.	Lamp Base	Wattage
75W 600V	Black	—	26725-4A1	G24q-1	10W/13W
75W 600V	Green Green	— —	26725-4A2	G24q-2 GX24q-2	18W
75W 600V	Orange Orange	— —	26725-4A3	G24q-3 GX24q-3	26W
75W 600V	Yellow	—	26725-4A4	G24q-4	26W/32W
75W 600V	Blue	—	26725-4A5	G24q-5	42W
75W 600V	Red	—	26725-4A6	G24q-6	42W
75W 600V	White Body only	— Universal	26725-4A9	G24q-3 GX24q-4	26W/32W/42W



26725-4A3



26725-4A6

Twist-in Socket For G24q and GX24q Lamp Bases, 4-Pin

Rating	Color	Special	Cat. No.	Lamp Base	Wattage
120W, 600V	White Body with Black	— —	26800-4A1	G24q-1 GX24q-1	13W
120W, 600V	White Body with Green	— —	26800-4A2	G24q-2 GX24q-2	18W
120W, 600V	White Body only	— Universal	26800-4A9	G24q-3 GX24q-4	26W/32W/42W
120W, 600V	White Body with Purple	— Universal	26800-4A8	GX24q-5 GX24q-6	57W/70W

Continued on next page



26800

Continued from previous page

"Smart" CFL Lampholders

Dimensions for "Smart" Compact Fluorescent Lampholders

26725-4A5

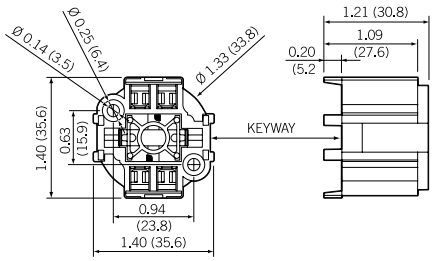

All Round-Body CFLs
26725-4A5 Shown

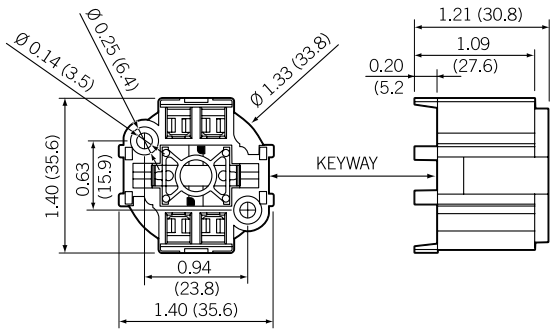

All Round-Body CFLs

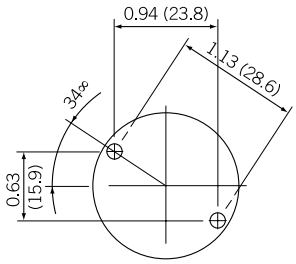

RECOMMENDED PANEL OPENING FOR ALL ROUND-BODY CFLs

4-Hole Bottom Screw-Down CFLs
26725-415 Shown

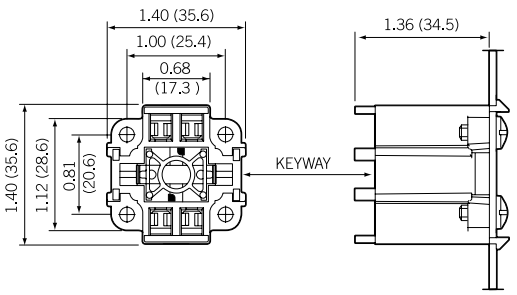

RECOMMENDED MOUNTING SCREW #8 SELF-CUTTING

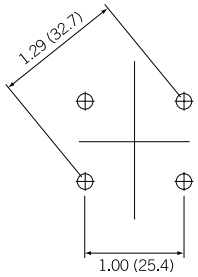

RECOMMENDED HOLE PATTERN

26725-426

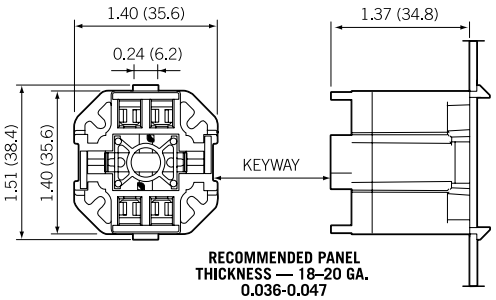

RECOMMENDED PANEL THICKNESS — 18–20 GA. 0.036-0.047

Bottom Snap-In CFLs for 18–20 Ga Panels
26725-426 Shown

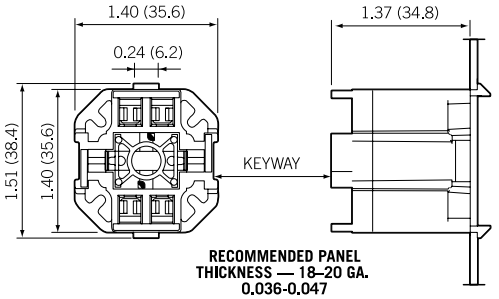

RECOMMENDED PANEL THICKNESS — 18–20 GA. 0.036-0.047

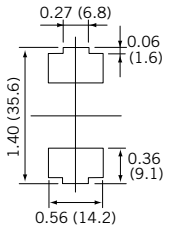

RECOMMENDED PANEL OPENING

GU-24 Series Lampholders

Leviton's new GU-24 Series bi-pin twist-lock lampholders provide new alternatives for high-efficacy lighting in residential and commercial applications. By creating a single, universal configuration, they provide a simple solution that can accommodate integrated-ballast compact fluorescent lamps in multiple wattages. And, most importantly, the GU-24 base lamps can be used in luminaires intended to comply with a host of recognized energy efficiency standards and regulatory mandates, such as ENERGY STAR and California Title 24.

Features and Benefits

- Designed for integrated-ballast compact fluorescent lamps with GU-24 base
  - — Three different mounting configurations designed to match common medium base
- Accommodates most standard mounting configurations — panel, collar and bracket — for medium-base screwshell lampholders
- Accommodates standard wattages of GU-24 size lamps
- Helps satisfy ENERGY STAR and California Title 24 energy efficiency standards
- Rated 250V, 120W
- Thermoplastic body material is PC; UL flammability rating is 94V-2

For G24 Lamp Bases, 2-Pin

Description	Rating	Cat. No.	Mounting Information
Bracket Mount GU-24 Base Lampholder	120W-250V	26730	1/8-27 IPS Thread Bracket with Inside Extrusion
Collar Mount GU-24 Base Lampholder	120W-250V	26735	1/8-27 IPS Thread Collar with Set Screw
Panel Mount GU-24 Base Lampholder	120W-250V	26740	Eyelets Accept #4 & 5 Mounting Screws
E26 to GU24 Adapter	120W-250V	26745	E26 screwshell

Note: ENERGY STAR is a joint program of the U.S. Environmental Protection Agency and the U.S. Department of Energy. It helps consumers save money and protect the environment through energy efficient products and practices. The Energy Efficiency Standards for Residential and Nonresidential Buildings (referred to as Title 24) were established in 1978 in response to a legislative mandate to reduce California's energy consumption. The standards are updated periodically to allow consideration and possible incorporation of new energy efficiency technologies and methods

Continued on next page



26730



26735



26740



26745

LEVITON

CFL | GU-24 Series

Continued from previous page

GU-24 Series Lampholders

Dimensions for GU-24 Series Lampholders

26730

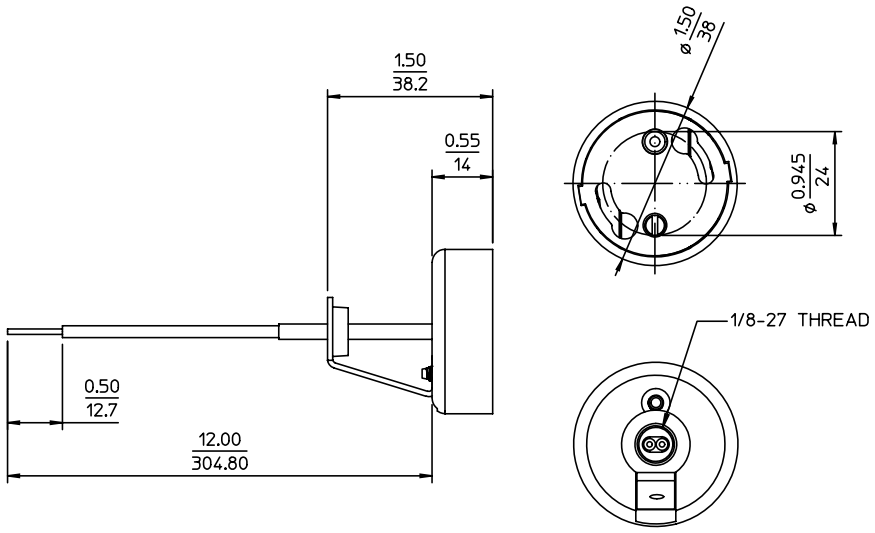

26735

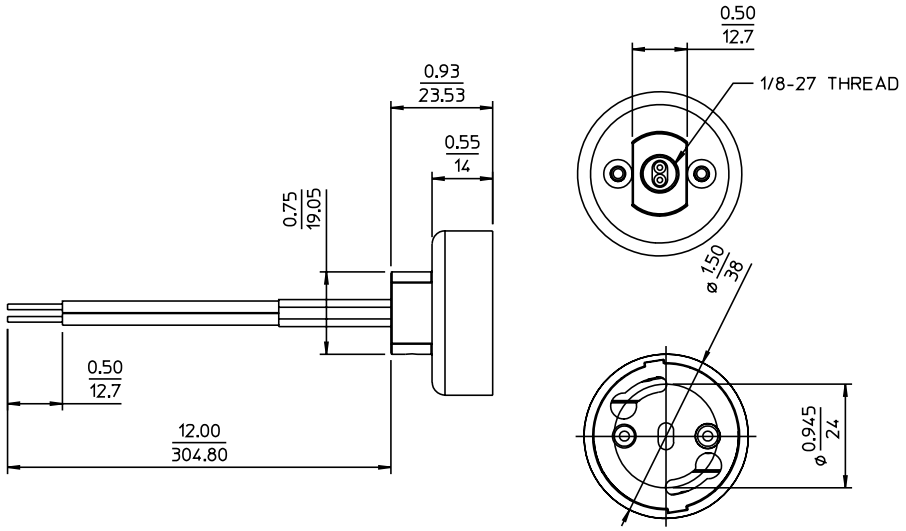

26740

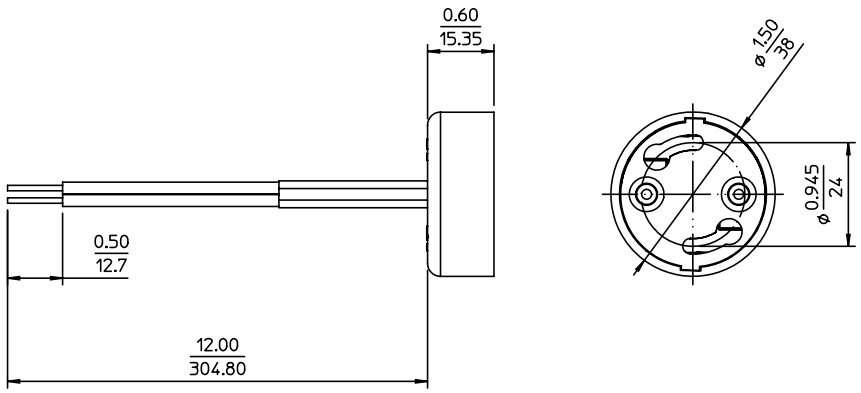

Lighting & Fan Speed Controls

L

Box Mounted Controls L-2
- Dimmers & Fan Speed Controls L-2
  - Traditional L-2
  - Decora® L-6
  - Specialty L-17
- Timer Switches L-18
- Occupancy/Vacancy Sensors L-21

Architectural Lighting Controls L-27
- Dimensions® L-27
- Remembrance L-39
- a-2000 ..... L-40
- Modular Dimming Systems L-44
- Power Extenders L-46
- Renoir™ II L-47



LEVITON

TRADITIONAL CONTROLS

Box Mounted Controls

Leviton offers a wide variety of box mounted lighting controls that combine sophisticated design with state-of-the-art technology. These include, dimmers, fan speed controls, timer switches, occupancy/vacancy sensors and specialty controls. Our lighting controls provide precise, dependable control and complement any residential application, while offering the potential for significant energy savings.

Traditional Dimmers & Fan Speed Controls

Leviton's traditional dimmers and fan speed controls are compact in design, install easily and come in electro-mechanical and digital styles with preset and non-preset models. They are the ideal tool to help create the perfect ambiance within a room and help conserve energy to reduce overall energy costs.

Traditional Dimmers



Color Choices Traditional dimmers are offered in the following colors. To order colors, add suffix to Cat. No.

White (-W)	Ivory (-I)	Light Almond (-T)	Gray (-G/-GY)	Black (-E)	Brown (-B)

Note: Not all models come in all colors. Color Change Kits available for specific devices. See listings for details. Products with suffix (-Z) include White, Ivory and Light Almond

Wallplates
Find the right wallplate for any application. **See section T for Wallplates & Weather-Resistant Covers.**

Toggle Dimmer

Features and Benefits

- Replaces standard toggle switch
- Easy-to-install, shallow design
- Built-in radio/TV interference filter
- Positive ON/OFF action with smooth, full range brightness control
- Backed by a limited 5-year warranty

Toggle Dimmers

Dimmers

Description	Rating	Cat. No.	Color
Incandescent Dimmer, single pole	600W-120V AC	6641	W, I
Incandescent Dimmer, single pole or 3-way	600W-120V AC	6643	W, I
Incandescent Dimmer, single pole, illuminated	600W-120V AC	6691	Clear
Incandescent Dimmer, single pole or 3-way, illuminated	600W-120V AC	6693	Clear

Color

To order colors, add suffix to basic Cat. No. White (-W) and Ivory (-I).



6641

Related Products
Use Leviton Power Extenders to extend the load capacity of box mounted dimmers. Leviton Power Extenders are available for incandescent, magnetic low voltage, electronic low voltage, Mark 10® Powerline fluorescent dimming ballasts or equivalents and 0-10 VDC dimmable fluorescent ballasts such as Mark 7® 0-10V, OSRAM Sylvania Quicktronic® Helios™ or equivalent ballasts. **See page L-46 for more information.**

Mark 10® Powerline and Mark 7® are registered trademarks of Advance Transformer Co. Quicktronic® is a registered trademark and Helios™ is a trademark of OSRAM Sylvania

Trimatron™ Rotary

Features and Benefits

- Select, traditional lighting controls feature an ultra compact design that fits in even the tightest wallboxes
- Built-in radio/TV interference filter
- Quiet 1.5 amp Trimatron Fan Speed Control is ideal for libraries, study rooms and any area where ceiling fan noise could become distracting. Full range 5 amp fan speed controls also available
- Wire leads provided for fast, easy installation
- Backed by a limited 5-year warranty

Trimatron™ Deluxe Full Range Rotary Controls

Dimmers

Description	Rating	Cat. No.	Color
Incandescent Dimmer, push ON/push OFF, single pole or 3-way	600W-120V AC	6683-10	Z
Incandescent Dimmer, single pole (Not UL Listed or CSA Certified)	600W-220V AC/50Hz	6602-220	W

Accessories

Description	Cat. No.	Color
Decora® Adapter for Rotary Dimmers — plastic, standard size; fits over .406" dimmer shaft	80400	W, I, E, B*
Dimmer Knobs with metal insert (packed 25 per box)	26115	W, I, T, E, B*

Fan Speed Controls

Description	Rating	Cat. No.	Color
Full-Range Fan Speed Control	5A-120V AC	6616-X	W, I
Quiet Fan Speed Control	1.5A-120V AC	6639	Z

*80400 and 26115 also available in Brown (no suffix)



6683



6616-X

Maximum Load for Multi-Gang Applications

In multi-gang applications, derating is required in accordance with the following chart. Many controls have side sections and fin removal is required (consult instruction sheets for further details).

Maximum Load for Multi-Gang Applications

Cat. No.	Single	2-Gang	3-Gang or more
6683	600W	500W	400W
6616-X	5A	4.1A	3.3A
6639	1.5A	1.5A	1.5A

Color

To order colors, add suffix to basic Cat. No. White (-W), Ivory (-I), Light Almond (-T) and Black (-E). *80400 and 26115 also available in Brown (no suffix). Some products come packaged with 3 colors. Products with suffix (-Z) include White, Ivory and Light Almond.

Trimatron™ is a trademark of Leviton Manufacturing Co., Inc. Mark 10® Powerline and Mark 7® are registered trademarks of Advance Transformer Co. Quicktronic® is a registered trademark and Helios™ is a trademark of OSRAM Sylvania

ToggleTouch® Digital

Features and Benefits

- Provides a unique combination of toggle ON/OFF switching and digital touch pad technology
- Designed for smooth ON/OFF toggle action and easy-to-operate fingertip touch dimming control
- Provides single pole or 3-way control when used with a 3-way switch
- Touch pads match color of toggle switch
- Compatible with Leviton standard toggle wallplates and all Leviton toggle switches
- Provides preset dimming with soft ON feature
- LED locator illuminates when lights are OFF
- Protected memory during temporary power failures ensures that ToggleTouch will retain last setting before power interruption
- Built-in radio/TV interference filter
- Backed by a limited 5-year warranty

ToggleTouch® Digital Dimmers — Single Pole or 3-Way

Description	Rating	Cat. No.	Color
Incandescent Dimmer with LED locator	600W-120V AC	TGI06-1L	W, I, T, B
Incandescent Dimmer with LED locator	1000W-120V AC	TGI10-1L	W, I, T, G
Magnetic Low Voltage Dimmer with LED locator	1000VA (800W)-120V AC	TGM10-1L	W, I, T

Note: Sharing a neutral wire may cause flickering. Connect all dimmers to the same phase or run a separate neutral to each phase. Consult Leviton Techline if problems persist.



TGI06-1L

Maximum Load for Multi-Gang Applications

In multi-gang applications, derating is required in accordance with the following chart. Many controls have side sections and fin removal is required (consult instruction sheets for further details).

Maximum Load for Multi-Gang Applications

Cat. No.	Single	2-Gang	3-Gang or more
TGI06-1L	600W	500W	400W
TGI10-1L	1000W	800W	700W
TGM10-1L	1000VA (800W)	800VA (640W)	700VA (560W)

Color

To order colors, add suffix to basic Cat. No. White (-W), Ivory (-I), Light Almond (-T), Gray (-G) and Brown (-B).

Related Products
Use Leviton Power Extenders to extend the load capacity of box mounted dimmers. Leviton Power Extenders are available for incandescent, magnetic low voltage, electronic low voltage, Mark 10® Powerline fluorescent dimming ballasts or equivalents and 0-10 VDC dimmable fluorescent ballasts such as Mark 7® 0-10V, OSRAM Sylvania Quicktronic® Helios™ or equivalent ballasts. **See page L-46 for more information.**

ToggleTouch® is a registered trademark of Leviton Manufacturing Co., Inc. Mark 10® Powerline and Mark 7® are registered trademarks of Advance Transformer Co. Quicktronic® is a registered trademark and Helios™ is a trademark of OSRAM Sylvania

Decora® Dimmers & Fan Speed Controls

Leviton's Decora dimmers and fan speed controls offer innovation and elegance to suit any décor. All of these products deliver the high performance and reliability you've come to expect from the Decora name and are the ideal tool to help create the perfect ambiance within a room and help conserve electricity to reduce overall energy costs.

Decora® Dimmers



Color Choices

Decora® dimmers and fan speed control devices are offered in a wide range of colors.
To order colors, add suffix to Cat. No.

White (-W)	Ivory (-I)	Light Almond (-T)	Gray (-G/-GY)	Black (-E)	Brown (-B)	Red (-R)

Note: Not all models come in all colors. Color Change Kits available for specific devices. See listings for details. Products with suffix (-Z) include White, Ivory and Light Almond

Wallplates
Find the right wallplate for any application. **See section T for Wallplates & Weather-Resistant Covers.**

SureSlide®

Features and Benefits

- All SureSlide® devices have a linear slide control for precise operation
- Preset versions provide single pole or 3-way lighting control when used with a 3-way switch
- Illuminated versions feature optional use Neon locator
- Streamlined, popular Decora® styling complements interiors and is compatible with other Decora® devices
- Compatible with Decora Plus™ screwless wallplates and Decora® wallplates
- Built-in radio/TV interference filter
- Quiet 1.5 amp fan speed controls are ideal for libraries, study rooms and any area where ceiling fan noise could become distracting. Full range 5 amp fan speed controls also available
- 6674/6672 are designed specifically to provide full-range dimming of dimmable LED and CFL lamps as well as incandescent
- Electronic low voltage dimmers compatible with most LED fixtures using LED drivers
- Backed by a limited 5-year warranty

SureSlide® Full Range Slide Controls

Dimmers

Description	Rating	Cat. No.	Color
LED/CFL/Incandescent single pole slide-to-off with optional use LED locator	LED/CFL: 150W-120V AC Incandescent: 600W-120V AC	6672	W, I, T
LED/CFL/Incandescent Dimmer, single pole or 3-way with preset ON/OFF Switch	LED/CFL: 150W-120V AC Incandescent: 600W-120V AC	6674	W, I, T, E, B,
Incandescent Dimmer, single pole slide-to-off with optional use LED locator	600W-120V AC	6631-L	W, I, T
Incandescent Dimmer, single pole or 3-way with preset ON/OFF switch with optional use LED locator	600W-120V AC	6633-PL	W, I, T, G, E
Incandescent or Magnetic Low Voltage Dual slide-to-OFF Dimmer, two single pole loads	300W or 300VA per circuit; 600W/600VA total	6628	W, I
Magnetic Low Voltage Dimmer, single pole or 3-way with preset ON/OFF switch with optional LED	600VA (450W)-120V AC	6613-PL	W, I, T
Electronic Low Voltage Dimmer, single pole or 3-way with preset ON/OFF switch	300W-120V AC	6615-P	W, T
Dimmer for Mark 10® Powerline/Philips Marathon ballasts, single pole	500W-120V AC Mark 10 350W-120V AC Philips Dimmable Marathon	6668	W, I



6672



6674

Fan Speed Controls

Description	Rating	Cat. No.	Color
Full-Range Fan Speed Control, single pole	5A-120V AC	6627-1	W, I, B
Full-Range Fan Speed Control, single pole or 3-way with preset ON/OFF	5A-120V AC	6637-P	W, I, T
Quiet Step Fan Speed Control, single pole or 3-way with preset ON/OFF	1.5A-120V AC	6629-3	W, I, T
Dual Quiet Fan Speed Control and Dimmer	1.5A Fan Control/ 300W Dimmer	6630	W, I, T

Continued on next page

Continued from previous page

SureSlide® Full Range Slide Controls

Maximum Load for Multi-Gang Applications			
Cat. No.	**Single**	**2-Gang**	**3-Gang or more**
6631-L	600W	500W	400W
6633-PL	600W	500W	400W
6628	600W/VA total	500W/VA total	400W/VA total
6613-PL	600VA 450W)	500VA (375W)	400VA (300W)
6615-P	300W	300W	250W
6668 Mark 10	500W	400W	400W
Philips	350W	300W	300W
6627-1	5A	4.1A	3.3A
6637-P	5A	4.1A	3.3A
6629-3	1.5A	1.5A	1.5A
6630	300W/1.5A	300W/1.5A	300W/1.5A
6672 LED/CFL	150W	150W	150W
Incandescent	600W	500W	400W
6674 LED/CFL	150W	150W	150W
Incandescent	600W	500W	400W

Note: Sharing a neutral wire may cause flickering. Connect all dimmers to the same phase or run a separate neutral to each phase. Consult Leviton Techline if problems persist.

Color

To order colors, add suffix to basic Cat. No. White (-W), Ivory (-I), Light Almond (-T), Gray (-G), Black (-E) and Brown (-B).

Caution on Retrofits

When retrofitting Mark 10® Powerline dimming ballasts into fixtures that originally had Instant Start ballasts, the sockets MUST be replaced with Rapid Start sockets to allow proper dimmer operation and to prevent damage to the dimming ballast. Refer to the instructions provided with the ballast and the Leviton dimmer.

Related Products
Use Leviton Power Extenders to extend the load capacity of box mounted dimmers. Leviton Power Extenders are available for incandescent, magnetic low voltage, electronic low voltage, Mark 10® Powerline fluorescent dimming ballasts or equivalents and 0-10 VDC dimmable fluorescent ballasts such as Mark 7® 0-10V, OSRAM Sylvania Quicktronic® Helios™ or equivalent ballasts. **See page L-46 for more information.**

SureSlide® is a registered trademark of Leviton Manufacturing Co., Inc. Mark 10® Powerline and Mark 7® are registered trademarks of Advance Transformer Co.
Philips Marathon® is a trademark of Koninklijke Philips Electronics N.V Quicktronic® is a registered trademark and Helios™ is a trademark of OSRAM Sylvania

IllumaTech® Preset Slide

Features and Benefits

- Fluid slide movement allows fine adjustment of light level with minimum effort
- Captive wraparound slide bar remains securely attached
- Easy-to-use push button switch with conveniently positioned green LED locator
- Provides single pole and multi-location lighting control when used with a 3-way switch
- Streamlined, popular Decora® styling complements interiors and is compatible with other Decora® devices
- Compatible with Decora Plus™ screwless wallplates and Decora® wallplates
- Power failure recovery ensures retention of last setting before power interruption
- Built-in radio/TV interference filter
- Quiet 1.5 amp fan speed controls are ideal for bedrooms, libraries, study rooms and any area where ceiling fan noise could become distracting. Full range 5 amp fan speed controls also available
- Color change kits are available to allow fast color changeover to simplify stocking inventory and feature a self aligning mechanism that automatically connects it to internal slider
- IPL06 is designed specifically to provide full-range dimming of dimmable LED and CFL lamps as well as incandescent and Halogen
- Electronic low voltage dimmers compatible with most LED fixtures using ELV drivers
- NAFTA Compliant models available
- Backed by a limited 5-year warranty

Illumatech Preset Slide Controls — Single Pole or 3-Way

Dimmers

Description	Rating	Cat. No.	Color
LED/CFL/Incandescent Dimmer with LED locator	600W-120V AC Incandescent 150W-120V AC LED & CFL	IPL06-10	Z
Incandescent Dimmer with LED locator	600W-120V AC	IPI06-1L*	Z
Incandescent Dimmer with LED locator	1000W-120V AC	IPI10-1L	Z
Magnetic Low Voltage Dimmer with LED locator	600VA (450W)-120V AC	IPM06-1L	Z
Magnetic Low Voltage Dimmer with LED locator	1000VA (800W)-120V AC	IPM10-1L	Z
Electronic Low Voltage Dimmer with LED locator; neutral required	400VA (320W)-120V AC	IPE04-1L*	Z
Fluorescent Dimmer for Mark 10® Powerline Ballast, no LED; neutral required	600VA-120V AC	IPX06-10	Z
Fluorescent Dimmer for Mark 10® Powerline Ballast, no LED; neutral required	600VA-277V AC	IPX06-70	Z
Fluorescent Dimmer Mark 10® Powerline Ballast, no LED; neutral required	1000VA-120V AC	IPX10-10*	Z
Fluorescent Dimmer for Mark 10® Powerline Ballast, no LED; neutral required	1200VA-277V AC	IPX12-70	Z
Fluorescent Dimmer for Mark 7® 0-10V Ballast with LED locator; neutral required	1200VA @ 120V AC 1500VA @ 277V AC	IP710-DL*	Z
LED DImmer for 0-10V Power Supplies, no LED; neutral required	1200VA @ 120V AC 1500VA @ 277V AC	IP710-LF*	Z

Z — Comes packaged with three colors: White, Ivory and Light Almond.
*NAFTA compliant models available — for more information, visit www.leviton.com/nafta



IPL06-10



IPI10-1L

Fan Speed Controls

Description	Rating	Cat. No.	Color
Quiet Fan Speed Control with LED locator; neutral required	1.5A-120V AC	IPF01-1L	Z
Fully Variable Fan Speed Control with LED locator; neutral required	5A-120V AC	IPF05-1L	Z

Color Change Kits for IllumaTech® Slide Controls

Color Change Kits		
Description	**Cat. No.**	**Color**
Color Change Kit for IPL06; no LED locator	IPKIT-LN	W, I, T, G, E, R, B
Color Change Kit with LED locator	IPKIT-00	W, I, T, G, E, R, B
Color Change Kit; no LED locator	IPKIT-0N	W, I, T, G, E, R, B
Color Change Kit for Fan Speed Control with LED locator	IPQFK-00	W, I, T, G, E, R, B



IPKIT Sample Colors

Maximum Load for Multi-Gang Applications

Maximum Load			
Cat. No.	**Single**	**2-Gang**	**3-Gang or more**
IPL06-10	600W Incandescent 150W LED/CFL	500W Incandescent 150W LED/CFL	400W Incandescent 150W LED/CFL
IPI06-1L	600W	500W	400W
IPI10-1L	1000W	800W	700W
IPE04-1L	400VA (320W)	350VA (280W)	250VA (200W)
IPM06-1L	600VA (450W)	500VA (375W)	400VA (300W)
IPM10-1L	1000VA (800W)	800VA (640W)	700VA (560W)
IP710-DL	1200VA @ 120V AC 1500VA @ 277V AC	1200VA @ 120V AC 1500VA @ 277V AC	1200VA @ 120V AC 1500VA @ 277V AC
IP710-LF	1200VA @ 120V AC 1500VA @ 277V AC	1200VA @ 120V AC 1500VA @ 277V AC	1200VA @ 120V AC 1500VA @ 277V AC
IPX06-10	600VA	500VA	400VA
IPX10-10	1000VA	800VA	700VA
IPX06-70	600VA	600VA	600VA
IPX12-70	1200VA	1200VA	1200VA
IPF01-1L	1.5A	1.5A	1.5A
IPF05-1L	5A	4.1A	3.3A

Note: Sharing a neutral wire may cause flickering. Connect all dimmers to the same phase or run a separate neutral to each phase. Consult Leviton Techline if problems persist.

Caution on Retrofits

When retrofitting Mark 10® Powerline dimming ballasts into fixtures that originally had Instant Start ballasts, the sockets MUST be replaced with Rapid Start sockets to allow proper dimmer operation and to prevent damage to the dimming ballast. Refer to the instructions provided with the ballast and the Leviton dimmer.

Color

IllumaTech Preset Controls come packaged with three colors. Products with suffix (-Z) include White, Ivory and Light Almond.
Color Change kits available in the following colors: White (-W), Ivory (-I), Light Almond (-T), Gray (-G), Black (-E), Brown (-B) and Red (-R).

Related Products
Use Leviton Power Extenders to extend the load capacity of box mounted dimmers. Leviton Power Extenders are available for incandescent, magnetic low voltage, electronic low voltage, Mark 10® Powerline fluorescent dimming ballasts or equivalents and 0-10 VDC dimmable fluorescent ballasts such as Mark 7® 0-10V, OSRAM Sylvania Quicktronic® Helios™ or equivalent ballasts. **See page L-46 for more information.**

Mark 10® Powerline and Mark 7® are registered trademarks of Advance Transformer Co. Quicktronic® is a registered trademark and Helios™ is a trademark of OSRAM Sylvania

IllumaTech® Rotary

Features and Benefits

- Rotary dial with contemporary Decora® styling
- Dimmers provide single pole or 3-way control when used with a 3-way switch
- Dimmers available with or without LED locator
- Quiet 1.5 amp fan speed controls are ideal for libraries, study rooms and any area where ceiling fan noise could become distracting
- Dual fan speed control and dimmer is ideal for ceiling fans with built-in light fixtures
- Streamlined, popular Decora® styling complements interiors and is compatible with other Decora® devices
- Compatible with Decora Plus™ screwless wallplates and Decora® wallplates
- Built-in radio/TV interference filter
- Backed by a limited 5-year warranty

IllumaTech® Rotary Controls

Dimmers

Description	Rating	Cat. No.	Color
Rotary Incandescent Dimmer, single pole or 3-way, with LED locator	600W-120V AC	RPI06-1L	Z
Rotary Incandescent Dimmer, single pole or 3-way, no LED	600W-120V AC	RPI06-10	Z

Z — Comes packaged with three colors: White, Ivory and Light Almond



RPI06-1L

Fan Speed Controls

Description	Rating	Cat. No.	Color
Quiet Fan Speed Control, single pole, no LED	1.5A-120V AC	RTF01-10	Z
Rotary Dual Quiet Fan Speed Control and Dimmer, single pole, no LED	1.5A Fan Control/ 300W Dimmer	RTD01-10	Z

Z — Comes packaged with three colors: White, Ivory and Light Almond

Maximum Load for Multi-Gang Applications

Maximum Load

Cat. No.	Single	2-Gang	3-Gang or more
RPI06-1L	600W	500W	400W
RPI06-10	600W	500W	400W
RTF01-10	1.5A	1.5A	1.5A
RTD01-10	300W/1.5A	300W/1.5A	300W/1.5A

Note: Sharing a neutral wire may cause flickering. Connect all dimmers to the same phase or run a separate neutral to each phase. Consult Leviton Techline if problems persist.



RTD01-10

Color

Controls come packaged with three colors. Products with suffix (-Z) include White, Ivory and Light Almond.

IllumaTech® is a registered trademark of Leviton Manufacturing Co., Inc. Mark 10® Powerline and Mark 7® are registered trademarks of Advance Transformer Co. Quicktronic® is a registered trademark and Helios™ is a trademark of OSRAM Sylvania

True Touch® Digital

Features and Benefits

- Simple one touch for ON at preset level, or OFF. Touch and hold for BRIGHT/DIM lighting control
- Provides single pole, 3-way or multi-location control when used with TT00R remotes
- Streamlined, popular Decora® styling complements interiors and is compatible with other Decora® devices
- Digital circuitry provides soft ON/fade OFF switching that extends lamp life
- Compatible with Decora Plus™ screwless wallplates and Decora® wallplates
- Green LED indicates load status and serves as locator light
- Color change kits are available to allow fast color changeover and simplify stocking inventory
- Protected memory maintains light levels after short term power outages and during minor power fluctuations
- Built-in radio/TV interference filter
- Air-gap switch completely disconnects power to unit for bulb changing or removal from service
- Backed by a limited 5-year warranty

True Touch® Digital Controls for Single Pole, 3-Way or More Applications

True Touch® Dimmers

Description	Rating	Cat. No.	Color
Incandescent Dimmer with LED locator	600W-120V AC	TTI06-1L	Z, GS
Incandescent Dimmer with LED locator	1000W-120V AC	TTI10-1L	Z, GS
Magnetic Low Voltage Dimmer with LED Locator	1000VA (800W)-120V AC	TTM10-1L	Z, GS
Coordinating Remote Dimmer for 3-way or up to 10 locations, no LED	No load rating 120V AC	TT00R-1	Z, GS

Z — Comes packaged with three colors: White, Ivory and Light Almond



TTI06

Color Change Kits for True Touch® Decora® Digital Dimmers

Description	Cat. No.	Color
Dimmer Color Change Kit	TTKIT	W, I, T, G, E, WS, GI, BG
Remote Color Change Kit	TTKTR	W, I, T, G, E, WS, GI, BG

True Touch® Digital Lighting Controls are polarity-sensitive devices. Always follow the wiring instructions included with each device

Continued on next page



TTKIT

True Touch® Digital

Maximum Load for Multi-Gang Applications

In multi-gang applications, derating is required in accordance with the following chart. Many controls have side sections and fin removal is required (see instruction sheets for further details).

Maximum Load for Multi-Gang Applications

Cat. No.	Single	2-Gang	3-Gang or more
TTI06-1L	600W	500W	400W
TTI10-1L	1000W	800W	700W
TTM10-1L	1000VA (800W)	800VA (640W)	700VA (560W)

Note: Sharing a neutral wire may cause flickering. Connect all dimmers to the same phase or run a separate neutral to each phase. Consult Leviton Techline if problems persist.

Color

True Touch dimmers come packaged with three colors. Products with suffix (-Z) include White, Ivory and Light Almond; products with suffix (-GS) include White, Gold and Silver. Color change kits available in the following colors: White (-W), Ivory (-I), Light Almond (-T), Gray (-G), Black (-E), White Frame/Silver Touch (-WS), Ivory Frame/Gold Touch (-GI) and Brown Frame/Gold Touch (-BG).

Related Products

Use Leviton Power Extenders to extend the load capacity of box mounted dimmers. Leviton Power Extenders are available for incandescent, magnetic low voltage, electronic low voltage, Mark 10® Powerline fluorescent dimming ballasts or equivalents and 0-10 VDC dimmable fluorescent ballasts such as Mark 7® 0-10V, OSRAM Sylvania Quicktronic® Helios™ or equivalent ballasts. **See page L-46 for more information.**

TrueTouch™ is a trademark of Leviton Manufacturing Co., Inc. Mark 10® Powerline and Mark 7® are registered trademarks of Advance Transformer Co.

Vizia +® Digital

Features and Benefits

- Universal design provides crisp actuation and minimal travel
- Push pad always returns to neutral position regardless of load status
- Shallow depth available on select models for easier installation
- For maximum flexibility, advanced programming is available for energy save mode, minimum brightness level, preset ON and OFF, fade rates, almost OFF and LED options
- Digital circuitry provides single pole, 3-way or multi-location dimming or switching when used with Vizia +® remotes
- Electronic low voltage dimmers compatible with most LED fixtures using ELV-drivers
- Terminal screws (back and side wire) available on select models for easier installation
- Green LED indicates load status and serves as locator light
- Air-gap switch completely disconnects power to unit for bulb changing or removal from service
- Digital circuitry provides soft ON/fade OFF switching that extends lamp life
- Streamlined, popular Decora® styling complements interiors and is compatible with other Decora® devices
- Complements Vizia RF +® Home Controls
- Protected memory and voltage compensation maintain light levels after power outages and during minor power fluctuations
- Color change kits are available to allow fast color changeover and simplify stocking inventory
- Compatible with Decora Plus™ screwless wallplates and Decora® wallplates
- Coordinates with Decora Plus™ switches
- Backed by a limited 5-year warranty

Vizia +® Digital Controls for Single Pole, 3-Way or More Applications

Dimmers

Description	Rating	Cat. No.	Color
Incandescent Dimmer with LED locator and brightness display	600W-120V AC	VPI06-1L	Z, W, T
Incandescent/Magnetic Low Voltage Dimmer with LED locator and brightness display	Incandescent: 1000W-120 V AC Magnetic Low Voltage: 1000VA (800W)-120V AC	VPM10-1L	Z, T
Electronic Low Voltage Dimmer with LED locator and brightness display; neutral required	400W-120V AC	VPE04-1	Z, T
Electronic Low Voltage Dimmer with LED locator and brightness display; neutral required	600W-120V AC	VPE06-1L	Z, T
Fluorescent Dimmer for Mark 10® Powerline or Tu-Wire® Ballasts with LED locator and brightness display; neutral required	1000VA-120V AC	VPX10-1L	Z, T
Fluorescent Dimmer for Mark 10® Powerline Ballasts with LED locator and brightness display; neutral required	1200VA-277V AC	VPX12-7L	Z, T

Mark 10® Powerline is a registered trademarks of Advance Transformer Co.
Tu-Wire® is a registered trademark of Lutron Electronics Co., Inc.
Z — Comes packaged with three colors: White, Ivory and Light Almond

Continued on next page



VPI06-1L



VPM10-1L

Continued from previous page

Vizia +® Digital Controls for Single Pole, 3-Way or More Applications

Dimmers

Description	Rating	Cat. No.	Color
Fluorescent Dimmer for Hi-lume® or Eco-10® (Eco-Series) Ballasts with LED locator and brightness display; neutral required	8A-120V AC	VPH08-1L	Z
Fluorescent Dimmer for Hi-lume or Eco-10 (Eco-Series) Ballasts with LED locator and brightness display; neutral required	6A-277V AC	VPH06-7L	Z
Coordinating Remote Unit to 120V AC Dimmers/Fan Speed Control for 3-way or up to 10 locations, no LED; neutral required	No Load Rating - 120V AC	VP00R-10	Z
Matching Remote Unit to 120V AC Dimmers/Fan Speed Control for 3-way or up to 5 locations, with LED locator and brightness/fan speed display; neutral required	No Load Rating - 120V AC	VP00R-1L	Z, W
Matching Remote Dimmer to 277V AC Dimmers for 3-way or up to 5 locations, with LED locator and brightness display; neutral required	No Load Rating - 277V AC	VP00R-7L	Z

Mark 10® Powerline is a registered trademarks of Advance Transformer Co.
Tu-Wire® is a registered trademark of Lutron Electronics Co., Inc.
Z — Comes packaged with three colors: White, Ivory and Light Almond



VP00R-1L

Fan Speed Control

Description	Rating	Cat. No.	Color
Quiet Fan Speed Control with LED locator and fan speed display; neutral required	1.5A-120V AC	VPF01-1L	Z

Z — Comes packaged with three colors: White, Ivory and Light Almond



VPF01-1L

Switches

Description	Rating	Cat. No.	Color
Electronic Switch with LED locator; neutral required	15A-120V AC	VPS15-1L	Z
Matching Remote Switch to 120V AC Dimmers/Fan Speed Control and VPS15-1L Switch for 3-way or up to 5 locations with LED locator; neutral required	No Load Rating - 120V AC	VP0SR-1L	Z
Coordinating Remote Switch to 120V AC Dimmers/Fan Speed Control and VPS15-1L Switch for 3-way or up to 10 locations, no LED; neutral required*	No Load Rating - 120V AC	VP0SR-10	Z

*Except when used with incandescent or magnetic low voltage devices.
Eco-10® and Hi-Lume® are registered trademarks of Lutron Electronics, Inc.
Z — Comes packaged with three colors: White, Ivory and Light Almond



VPS15-1L

Color Change Kits for Vizia +® Controls

Color Change Kits		
Description	**Cat. No.**	**Color**
Matching Dimmer Color Change Kit with LED locator and brightness display	VPKIT-MD	W, I, T, G, E, B, R
Coordinating Dimmer Color Change Kit, no LEDs	VPKIT-CD	W, I, T, G, E, B, R
Matching Switch Color Change Kit with LED locator	VPKIT-MS	W, I, T, G, E, B, R
Coordinating Switch Color Change Kit, no LED	VPKIT-CS	W, I, T, G, E, B, R



VPKIT-MD

Maximum Load for Multi-Gang Applications

In multi-gang applications, derating is required in accordance with the following charts. Many controls have side sections and fin removal is required (consult instruction sheets for further details).

Maximum Load for Multi-Gang Applications			
Cat. No.	**Single**	**2-Gang**	**3-Gang**
VPI06	600W	500W	400W
VPM10 Incandescent	1000W	800W	650W
Magnetic Low Voltage	1000VA (800W)	800VA (640W)	650VA (520W)
VPE04	400W	350W	250W
VPE06	600W	500W	400W
VPX10	1000VA (8.3A)	800VA (6.6A)	650VA (5.4A)
VPX12	1200VA (4.3A)	1200VA (4.3A)	1200VA (4.3A)
VPH08	8A	8A	8A
VPH06	6A	6A	6A
VPF01	1.5A	1.5A	1.5A

Note: Sharing a neutral wire may cause flickering. Connect all dimmers to the same phase or run a separate neutral to each phase. Consult Leviton Techline if problems persist.

Caution on Retrofits

When retrofitting Mark 10® Powerline dimming ballasts into fixtures that originally had Instant Start ballasts, the sockets MUST be replaced with Rapid Start sockets to allow proper dimmer operation and to prevent damage to the dimming ballast. Refer to the instructions provided with the ballast and the Leviton dimmer.

Color

Some products come packaged with three colors. Products with suffix (-Z) include White, Ivory and Light Almond. Color Change kits available in the following colors: White (-W), Ivory (-I), Light Almond (-T), Gray (-G), Black (-E), Brown (-B), and Red (-R).

Related Products
Use Leviton Power Extenders to extend the load capacity of box mounted dimmers. Leviton Power Extenders are available for incandescent, magnetic low voltage, electronic low voltage, Mark 10® Powerline fluorescent dimming ballasts or equivalents and 0-10 VDC dimmable fluorescent ballasts such as Mark 7® 0-10V, OSRAM Sylvania Quicktronic® Helios™ or equivalent ballasts. **See page L-46 for more information.**

Vizia® is a registered trademark of Leviton Manufacturing Co., Inc. Mark 10® Powerline and Mark 7® are registered trademarks of Advance Transformer Co.
Tu-Wire®, Eco-10® and Hi-lume® are registered trademarks of Lutron Electronics, Inc. Quicktronic® is a registered trademark and Helios™ is a trademark of OSRAM Sylvania

Specialty Controls

Leviton supports every need with a wide range of specialty controls, including four step, lamp cord and table top dimmers. They are robust and easy to install, with features any homeowner will appreciate.

Features and Benefits

4-Level Step Dimmer

- Eliminates guesswork: user selects one of four preset lighting levels (25%, 50%, 75%, 100%)
- Easily installs in place of single pole switch
- LED indicates selected level of brightness
- Streamlined, popular Decora® styling complements interiors and is compatible with other Decora® devices
- Compatible with Decora Plus™ screwless wallplates and Decora® wallplates
- Backed by a limited 5-year warranty

Lamp Cord and Dimmer Sockets

- Compact dimmer socket is interchangeable with standard lamp holder for dimmer conversion (eliminates need for expensive 3-way bulbs)
- Full-Range Feed-Through Lamp Cord Dimmer provides full-range dimming with positive ON/OFF action
- Backed by a limited 5-year warranty

Specialty Devices

Description	Cat. No.	Rating	Color
Decora® 4-Level Step Dimmer Incandescent only	6161	500W-120V AC	W, I
HI-LO Feed-Through Lamp Cord Dimmer	1420	200W-120V AC	W*
Tabletop Dimmer for plug-in lamps LED/CFL/Incandescent	TBL03	300W Incandescent 150W LED/CFL	W, E
Full-Range Feed-Through Lamp Cord Dimmer (Not UL listed or CSA certified)	6250	200W-120V AC	I*
Full-Range Compact Dimmer Socket (1/8 I.P.S. thread and set screw)	6151	150W-120V AC	

*Basic Cat. No. denotes Brown



TBL03

Maximum Load for Multi-Gang Applications

In multi-gang applications, derating is required in accordance with the following chart. Many controls have side sections and fin removal is required (consult instruction sheets for further details).

Maximum Load for Multi-Gang Applications

Cat. No.	Single	2-Gang	3-Gang or more
6161	500W	400W	300W



6161

Color

To order colors, add suffix to basic Cat. No. White (-W), Ivory (-I), and Black (-E).

Timer Switches

Decora® Preset Timer Switches

Leviton Timers add contemporary styling to any home. Built to the highest performance standards, Decora® Preset Timers save energy and provide a long lasting and reliable service life. Four preset buttons plus an OFF button permit timed control of lights and appliances. Decora® Timers are ideal for heat lamps, foyers, outdoor lights, hot tubs, spas, saunas, attic and exhaust fans.

Features and Benefits

- Four easy-to-use preset timeout buttons and OFF
- Simple press-and-hold override
- Flexibility to adjust timeout options to other timer intervals (on select models)
- LED/CFL compatible with LTB series
- Soothing green LEDs
- Single pole and 3-way (with Vizia +® Switch Remote – VP0SR)
- Backed by a limited 5-year warranty

Electronic Timer Switches

Commercial Grade

Description	Cat. No.	Color
Four preset buttons and OFF, Single pole & 3-way with Vizia +® Switch Remote, neutral required, 1800W Incandescent, 600W LED/CFL, 20A inductive, 1 HP @ 120V AC. Compatible with electronic ballasts		
2-5-10-15 minutes	LTB15-1L	Z
5-10-15-30 minutes	LTB30-1L	Z
10-20-30-60 minutes	LTB60-1L	Z
2-4-8-12 hours	LTB12-1L	Z
1/4 - 1/2, 1, 2 hours	LTB02-1L	Z
5-Button Timer Color Change Kit	LTBKT	W, I, T, E, B



LTB30-1L



LTBKT

Residential Grade

Description	Cat. No.	Color
Four preset buttons and OFF, Single pole, 600W incandescent, 120V AC		
5-10-15-30 minutes	LTT30-1L	W, I, T
10-20-30-60 minutes	LTT60-1L	W, I, T



LTT60-1L

Color

To order colors, add suffix to catalog number as follows: Z includes White, Ivory and Light Almond. Color Change Kits available in the following colors: White (-W), Ivory (-I), Light Almond (-T), Black (-E) and Brown (-B)

Decora® Programmable Digital Timer Switches

Leviton Programmable Timer Switches are an easy upgrade to help reduce energy costs, improve security and add convenience. Our selection includes 14- and 24-hour "Programmable" timers, and a variable "countdown" version. Perfect for controlling indoor and outdoor lighting, pool filters, fans and a host of other devices in and around the home.

Features and Benefits

Vizia +® 24-Hour Programmable Timer
- Flexibility to program weekdays, weekends, all days or any combination of days
- Astronomical clock automatically adjusts to local sunrise/sunset times
- Automatic daylight savings time option
- To-the-minute accuracy
- Timer settings at-a-glance with easy to read backlit display
- Simple one-touch temporary and permanent override
- LED/CFL compatible
- Single pole and 3-way (with Vizia +® switch remote VP0SR)
- Streamlined, popular Decora® styling complements interiors and is compatible with other Decora® devices
- California T24, T20 compliant
- Backed by a limited 5-year warranty

14-Hour Programmable Timer
- Ideal for residential lighting control including indoor, outdoor and seasonal lighting
- Automatic daily control with manual override offers convenience
- Simple 14-hour program capability in 1-hour increments, repeats daily
- Battery backup protects memory in the event of power outage
- Backed by a limited 5-year warranty

Countdown Timer Switch
- For residential and light commercial applications including indoor and outdoor lighting, office lights and ceiling fans
- Simple rotary dial time selection of settings from one minute to 18 hours. Automatic and manual ON/OFF control option
- An illuminated green LED indicates load is ON. Blinking LED accompanied by annunciator sound indicates end of time cycle
- Backed by a limited 5-year warranty

Programmable Electronic Timer Switches

Timer Switches

Description	Cat. No.	Rating	Color
Vizia +® 24-Hour Programmable Timer Switch; Astronomical Clock, Backlit LCD Display with timer settings at a glance; neutral required	VPT24-1P	1800W Incandescent, 600W LED/CFL 15A Resistive/Inductive 1 HP @120V AC 60Hz	Z
Vizia +® 24-Hour Timer Color Change Kit	VPTKT		W, I, T, G, E, B
14-Hour Segment Programmable Timer Switch, ON/OFF scheduling in hourly intervals	6651	500W Incandescent, @120V AC	W, I
Variable Countdown Timer Switch, 1 minute to 18 hour intervals; neutral required	6652	500W Incandescent, 500VA rapid start magnetic ballasts only 1/6 HP @ 120V AC 60Hz	W, I



VPT24-IP

Color

To order colors, add suffix to catalog number as follows: Z includes White (-W), Ivory (-I) and Light Almond (-T). Color Change Kits available in the following colors: White (-W), Ivory (-I), Light Almond (-T), Gray (-G), Black (-E) and Brown (-B)

LEVITON

TIMER SWITCHES | Plug-In

Plug-In Digital Indoor Timers

Plug-in digital indoor timers are great for ON/OFF control of lamps, portable fans, holiday lights and more. Compatible with incandescent and energy smart CFL and LED bulbs, our timers give you the flexibility to vary lighting for a lived-in look while you're away, or to automate everyday tasks.

Features and Benefits

- Easy to read digital display with to-the-minute accuracy
- Timer settings at-a-glance
- Compatible with incandescent, CFL and LED bulbs
- Easy to set and use, with large accessible buttons
- Uniform programming and appearance
- Convenient handheld programming
- Large override button for temporary or permanent ON/OFF control
- Battery backup with low battery indicator
- Replaceable battery keeps time during temporary power outages or while moving timer to another location
- Displays current day and time
- Advanced timers have astronomical clock that automatically adjusts to local sunrise/sunset times and daylight savings time
- Advanced timers have random option setting

Plug-In Electronic Timer Switches

Commercial Grade

Description	Cat. No.	Rating	Color
Indoor Digital Standard Plug-In Timer; 3 ON/OFF event settings per day; program all days, weekdays, or weekends; non-grounded plug and receptacle	LT111-10W	10A Resistive/5A Inductive 500W Tungsten, 1/3 HP @ 120V AC, 60Hz	W
Indoor Digital Advanced Plug-In Timer; 50 ON/OFF event settings per day; program all days, weekdays, weekends, any day or combination of days; astronomical clock; grounded plug and receptacle	LT112-10W	15A Resistive/Inductive, 5A Fluorescent, 1000W Tungsten, 1/2 HP @ 120V AC, 60Hz	W
Indoor Digital Advanced Plug-In Timer with tethered remote; 50 ON/OFF event settings per day; program all days, weekdays, weekends, any day or combination of days; astronomical clock; 6' cord on tethered remote; grounded plug and outlet	LT113-10W	15A Resistive/Inductive, 5A Fluorescent, 1000W Tungsten, 1/2 HP @ 120V AC, 60Hz	W
Indoor Digital Standard Plug-In Table Top Timer; 3 ON/OFF event settings per day; program all days, weekdays, or weekends; non-skid pad prevents sliding; 6' cord, non-grounded plug and receptacle	LT114-10W	8.3A Resistive/Inductive, 300W Tungsten, 1/3 HP @ 120V AC, 60Hz	W



LT111-10W



LT113-10W

Decora® Residential Wall Switch Infrared Occupancy and Vacancy Sensors

The Residential offering is a selection of universal sensors. These sensors combine state-of-the-art technology with a sleek new look to provide optimal management of lighting and motor loads and a choice of either Manual-ON (Vacancy Sensor) or Automatic-ON (Occupancy Sensor) switching.

Features and Benefits

- Available in Automatic-ON or Manual-ON models
- Provides 180° Field of View, 900 sq. ft. coverage
- Adjustable delayed OFF time can be set for 30 seconds, 5 minutes, 15 minutes or 30 minutes
- Adjustable ambient light sensor prevents Auto ON when there is ample natural sunlight
- No neutral required (except IPS15/IPV15 models)
- Vacancy Models are California Title 24/20 Compliant
- Occupancy sensors can be adjusted so they function as vacancy sensors
- Screw terminals for easier installation
- Compatible with Decora Plus™ screwless wallplates and Decora® wallplates
- Packaged with three colors in one box: White, Ivory and Light Almond*. Other package options also available

Dimming Sensor — IPSD6/IPVD6
- Single pole or 3-way when used with a 3-way switch
- For use with dimmable LED/CFL and incandescent loads

Relay Sensor — IPS02/IPV02, IPS05/IPV05
- Single pole only
- For use with LED, CFL, incandescent, fluorescent and motor loads

Relay Sensor — IPS06
- Single pole or 3-way when used with a 3-way switch
- For use with incandescent and LED loads
- 600W max load (incandescent)

Relay Sensor — IPS15/IPV15
- Single pole or 3-way when used with IPV0R sensor remote or with VP0SR Vizia +® switch remote
- For use with LED, CFL, incandescent, fluorescent ballast or motor loads, 1800W max load

Sensor Remote — IPV0R
- For use in 3-way applications with the IPS15 or IPV15 sensor
- 180°, 900 sq. ft. coverage

*Items meet California code of regulation Title 20, required Feb. 1, 2013

Decora® Residential Grade Wall Switch Infrared Occupancy and Vacancy Sensors

Description	Cat. No.	Rating	Color
Relay Vacancy Sensor, single pole, 180° Field of View, 900 sq. ft. coverage	IPV02-1L	300W Incandescent/FL Ballast 150W LED/CFL, 1/6 HP Motor	W, T
Relay Occupancy Sensor, single pole, 180° Field of View, 900 sq. ft. coverage	IPS02-1L	300W Incandescent/FL Ballast 150W LED/CFL, 1/6 HP Motor	W, I, T
Relay Vacancy Sensor, single pole, 180° Field of View, 900 sq. ft. coverage	IPV05-1L	600W Incandescent/FL Ballast 150W LED/CFL, 1/6 HP Motor	Z*
Relay Occupancy Sensor, single pole, 180° Field of View, 900 sq. ft. coverage	IPS05-1L	600W Incandescent/FL Ballast 150W LED/CFL, 1/6 HP Motor	Z*
Occupancy Sensor, single pole or 3-Way, 180° Field of View, 900 sq. ft. coverage	IPS06-1L	600W Incandescent 150W LED/CFL	W
Dimming Vacancy Sensor, single pole or 3-Way, 180° Field of View, 900 sq. ft. coverage	IPVD6-1L	600W Incandescent 150W LED/CFL	Z*
Dimming Occupancy Sensor, single pole or 3-Way, 180° Field of View, 900 sq. ft. coverage	IPSD6-1L	600W Incandescent 150W LED/CFL	Z*
Relay Vacancy Sensor, single pole or 3-Way, 180° Field of View, 900 sq. ft. coverage, neutral required	IPV15-1L	1800W Incandescent, 600W LED/CFL, 1800VA Fluorescent Ballast, 1/2 HP	Z*

*Z — Comes packaged with three colors: White, Ivory and Light Almond

Continued on next page



IPV05-1L



IPVD6-1L

LEVITON

OCCUPANCY/VACANCY SENSING | Decora® Wall Switch Infrared

Continued from previous page

Decora® Residential Wall Switch Infrared Occupancy and Vacancy Sensors

Decora® Residential Grade Wall Switch Infrared Occupancy and Vacancy Sensors			
Description	**Cat. No.**	**Rating**	**Color**
Relay Occupancy Sensor, single pole or 3-Way, 180° Field of View, 900 sq. ft. coverage, neutral required	IPS15-1L	1800W Incand, 600W LED/CFL, 1800VA Fluorescent Ballast, 1/2 HP	Z
Sensor Remote, 120V AC, Manual-ON, Auto-OFF For use with IPS15 or IPV15 Sensor	IPV0R-1L	No Load Rating	Z



IPV0R-1L

Color Change Kits for Relay Sensors

Color Change Kits		
Description	**Cat. No.**	**Color**
Color change Kits for Relay Sensors	IPDKT-00	W, I, T, E, B

Color

To order colors, add suffix to catalog number as follows: Z includes White (-W), Ivory (-I) and Light Almond (-T). Color Change Kits available in the following colors: White (-W), Ivory (-I), Light Almond (-T), Black (-E) and Brown (-B).

Field of View for Decora® Residential Wall Switch Infrared Occupancy and Vacancy Sensors

Field-of-View (Horizontal)

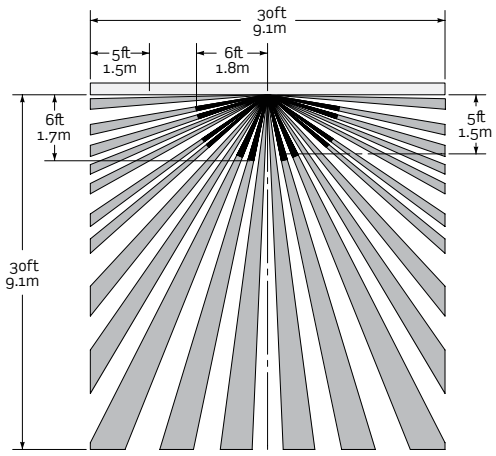

Field-of-View (Side, Vertical)

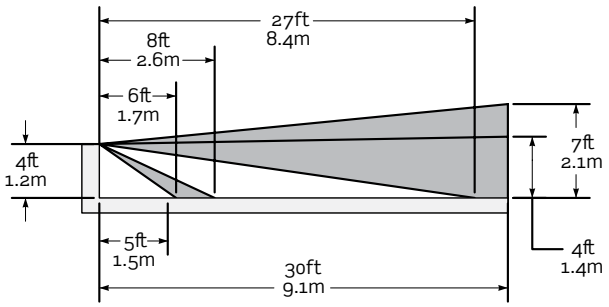

Decora® Commercial Wall Switch Infrared Occupancy and Vacancy Sensors

Features and Benefits

All ODS Wall Switch Sensors
- Leviton wall switch sensors are designed for operation in a variety of voltages, reducing the need for additional SKUs
- Photocell with ambient light override prevents these devices from switching lights ON when there is ample natural sunlight
- Push-button manual override is used to turn lights ON at any time, regardless of the override setting
- 180° field of view, 2100 sq. ft. of coverage
- One unit can be used for 120V or 277V AC 60Hz incandescent, low voltage and fluorescent lighting with either magnetic or electronic ballasts, and motor loads
- Exclusive dual PIR sensors
- Patented adjustable blinders
- Vandal-resistant Fresnel lens
- Fits in standard wallbox; gangable
- Elegant Decora® wallplate
- Vacancy sensors feature auto-OFF switching on vacancy after manual-ON switch and are Title 20, Title 24, and NYC L48 compliant
- Auto-ON/Auto-OFF only sensors prevents an occupant from being able to turn the lights OFF
- Lev-Lok® sensors combine the energy savings of wall switch sensors and time saving Lev-Lok wiring technology
- Backed by a limited 5-year warranty

ODS15-ID PIR Occupancy Sensor
- For use in small offices, conference rooms, classrooms, stockrooms, lounges, restrooms, warehouses and commercial areas
- Exclusive automatic "Walk-Through" sensing increases energy savings by shutting lights within 2 1/2 minutes after momentary occupancy
- Delayed-OFF time interval (10, 20 and 30 minutes) compensates for real-time occupancy patterns, preventing unnecessary ON/OFF switching — with 30-second test mode

ODS10-ID PIR Occupancy Sensor
- For use in enclosed offices, storage rooms, copier rooms and closets
- Delayed-OFF time settings: 10, 20 and 30 minutes with 30-second test mode

All Night Light Wall Switch Sensors
- For use in conference rooms, classrooms, small offices, lounges, hotel/hospital/office restrooms
- 180° field of view, 1200 sq. ft. of coverage
- Night light with dim feature

OSSNL-ID PIR Occupancy Sensor
- Manual delayed-off time settings: 30 seconds test mode, 30 minutes, 1 hour, 2 hours

Dual-Relay PIR Occupancy Sensors
- Ideal for classrooms, multimedia and conference rooms, day care centers, office, and lounges
- Exclusive automatic "Walk-Through" sensing
- Provides automatic switching for 2 separate banks of fluorescent, incandescent, or low-voltage lighting from a single unit
- Delayed-OFF time interval (10, 20 and 30 minutes) compensates for real-time occupancy patterns, preventing unnecessary ON/OFF switching — with 30-second test mode
- ODS0D-TD provides Manual-ON/Auto-OFF operation for CA Title 24 compliance
- Backed by a limited 5-year warranty

Continued on next page

LEVITON

OCCUPANCY/VACANCY SENSING | Decora® Wall Switch Infrared

Continued from previous page

Decora® Commercial Wall Switch Infrared Occupancy and Vacancy Sensors

Commercial Grade Decora® Wall Switch Infrared Occupancy and Vacancy Sensors***				
Description	**Cat. No.**	**Color**	**Rating**	**Coverage**
Decora® Wall Switch PIR Occupancy Sensor	ODS10-ID	W, I, T, G, E, R	Incandescent: 800W @ 120V. Fluorescent: 1200VA @ 120V, 2700VA @ 277V. For 60Hz AC only. Motor: 1/4HP @ 120V	180°, 2100SF
Decora® Wall Switch PIR — Vacancy Model	ODS10-TD	W, I, T		
Decora® Wall Switch PIR — Auto-ON/Auto-OFF Only Model	ODS10-IQ	W, I, E		
Decora® Wall Switch PIR — Lev-Lok® Model	MDS10-ID	W, I, T, G, E		
Decora® Wall Switch PIR Occupancy Sensor with Self-Adaptive Technology	ODS15-ID	W, I, T, G, E	Incandescent: 1800W @ 120V. Fluorescent: 1800VA @ 120V, 4000VA @ 277V. 50/60Hz. Motor: 1/4HP @ 120V	
Decora® Wall Switch PIR with Self-Adaptive Technology — Vacancy Model	ODS15-TD	W, I, T		
Decora® Wall Switch PIR with Self-Adaptive Technology — Lev-Lok® Model	MDS15-ID	W, I, T, G, E		
Decora® Dual-Relay Wall Switch PIR Occupancy Sensor with Self-Adaptive Technology Default setting = Conference Room Mode* Alternate setting = Classroom mode**	ODSOD-ID	W, I, T, G, E, R	Primary Relay-Fluorescent: 1200VA @ 120V, 2700VA @ 277V Incandescent: 800W @ 120V. Secondary Relay-Fluorescent: 800VA @ 120V, 1200VA @ 277V; Incandescent: 800W @ 120V. 50/60Hz	
Decora® Dual-Relay Wall Switch PIR Occupancy Sensor with Self-Adaptive Technology. Secondary relay provides manual ON only for CEC Title 24 compliance	ODSOD-TD	W, I, T, G, E		
Decora® Wall Switch PIR Occupancy Sensor with LED Night Light	OSSNL-ID	W, I, T, G, E	Incandescent: 800W @ 120V. Fluorescent: 1200VA @ 120V, 2700VA @ 277V. Motor: 1/8 HP @ 120V	
Decora® Wall Switch PIR with LED Night Light CA Title 24 — Vacancy Model	OSS10-IN	W, I, E		
Protective Cage for Wall Switch Sensors	OSWWG-P0W	W	—	—

*In Conference Room Mode, both primary and secondary relays respond to ambient light override.
**In Classroom Mode, primary relay responds only to ambient light override.
***Consult with factory for 208, 220, 230, and 240V models



ODS10-ID/ODS15-ID



OSSNL-ID
(Shown with Night Light on)



ODS0D-ID/ODS0D-TD

Decora® Commercial Wall Switch Multi-Technology Occupancy and Vacancy Sensors

Convenient switch and occupancy sensor combo in sleek Decora® unit. Advanced passive infrared technology provides highly accurate monitoring in a variety of commercial applications. The OSSMD and OSSMT combines passive infrared and ultrasonic technologies to provide maximum sensitivity with immunity to false triggering.

Features and Benefits

- Leviton Wall Switch Sensors are designed for operation in a variety of voltages, reducing the need for additional SKUs

OSSMT-MD, OSSMT-GD, OSSMD-MD, OSSMD-GD, OSSMD-FT

- OSSMT ideal for private and Executive offices, conference rooms, storage areas, restrooms, classrooms, lounges, and training areas — or other areas where minor motion is likely to occur
- OSSMD ideal for bi-level offices, partitioned areas and restrooms — or other areas where minor motion is likely to occur
- Photocell with ambient light override prevents lights from turning on when there is ample natural light
- Manual override turns lights on at any time, regardless of override setting
- Exclusive automatic "walk-through" sensing increases energy savings by shutting lights within 2 1/2 minutes after momentary occupancy
- Manual delayed-off-time settings: (10, 20, and 30 minutes) compensates for real-time occupancy patterns, preventing unnecessary ON/OFF switching — with 30-second test mode
- Single-pole and 3-way wiring
- Adjustable integral blinders with 180° to 32° field-of-view
- Manual ON/Auto OFF operation for CA Title 24 compliance
- Backed by a limited 5-year warranty

Commercial Grade Decora® Wall Switch Multi-Technology (PIR & US) Occupancy and Vacancy Sensors*

Description	Cat. No.	Color	Rating	Coverage
Decora® Wall Switch Multi-Technology Occupancy Sensor with Self-adaptive technology	OSSMT-MD	W, I, T, G, E, R	Incandescent/Tungsten: 800W @ 120V. Fluorescent: 1200VA @ 120V, 2700VA @ 277V. Motor: 1/4HP @ 120V	180°, 2400SF
Decora® Wall Switch Multi-Technology with Self-Adaptive Technology — Vacancy Model	OSSMT-TM	W, I, T		
Decora® Wall Switch Multi-Technology with Self-Adaptive Technology — Auto-ON/Auto-OFF Only Model	OSSMT-MQ	W, I, E		

*Consult with factory for 208, 220, 230, and 240V models

Continued on next page



OSSMT-MD /OSSMT-GD/OSSMD-FT



OSSMD-MD/OSSMD-GD

LEVITON

OCCUPANCY/VACANCY SENSING | Decora® Wall Switch Multi-Technology

Continued from previous page

Decora® Commercial Wall Switch Multi-Technology Occupancy and Vacancy Sensors

Commercial Grade Decora® Wall Switch Multi-Technology (PIR & US) Occupancy and Vacancy Sensors*

Description	Cat. No.	Color	Rating	Coverage
Decora® Wall Switch Multi-Technology with Self-Adaptive Technology — 347V Model	OSSMT-M3x	W, I	Incandescent/Tungsten: 800W @ 120V. Fluorescent: 1200VA @ 120V, 2700VA @ 277V, 1500VA @347V. Motor: 1/4HP @ 120V	180°, 2400SF
Decora® Wall Switch Multi-Technology Occupancy Sensor. No neutral wire required for installation	OSSMT-GD	W, I, T, G, E, R	Incandescent/Tungsten: 800W @ 120V. Fluorescent: 1200VA @ 120V, 2700VA @ 277V. Motor: 1/4HP @ 120V	
Decora® Wall Switch Multi-Technology with no Neutral — Vacancy Model	OSSMT-GT	W, I, T		
Decora® Wall Switch Multi-Technology with no neutral — Auto-ON/Auto-OFF Only Model	OSSMT-GQ	W, I, E		
Decora® Wall Switch Multi-Technology with no neutral — Lev-Lok® Model	MSSMT-GD	W, I, T, G, E		
Decora® Dual-Relay Wall Switch Multi-Technology Occupancy Sensor	OSSMD-MD	W, I, T, G, E	Primary Relay — Fluorescent: 1200VA @ 120V, 2700VA @ 277V. Incandescent: 800W @ 120V. Secondary Relay — Fluorescent: 800VA @ 120V, 1200VA @ 277V; Incandescent: 800W @ 120V. Motor: 1/4HP @ 120V	
Decora® Dual-Relay Wall Switch Multi-Technology Occupancy Sensor. No neutral wire required for installation	OSSMD-GD	W, I, T, G, E		
Decora® Dual-Relay Wall Switch Multi-Technology Occupancy Sensor. 10 minute delayed-OFF	OSSMD-FT	W, I, T, G, E		
Protective Cage for Wall Switch Sensors	OSWWG-POW	W	—	—

*Consult with factory for 208, 220, 230, and 240V models

Field of View for Commercial Grade Decora® Wall Switch Occupancy and Vacancy Sensors

OSSMD/OSSMT (in feet)

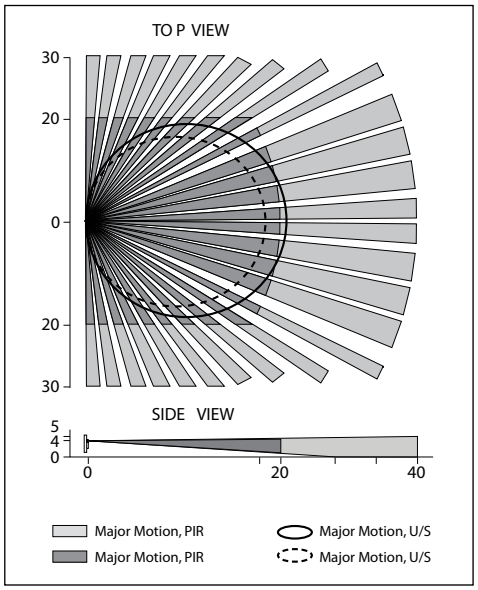

ODSXX-ID/OSSXX-ID/ODSOD (in feet)

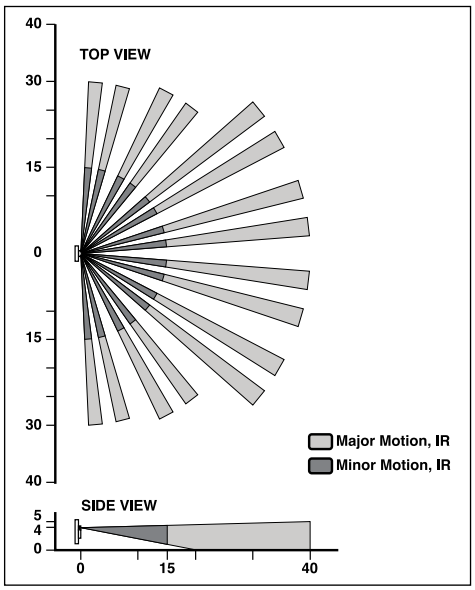

Architectural Lighting Controls

Dimensions® D4000

The Dimensions® D4000 system combines ease of operation, configuration and installation, with a wide range of entry stations and accessories to provide a powerful and flexible lighting control solution. This offering includes scalable products for every need: from stand alone systems through complete network environments. The D4000 system is sophistication made simple, without the guesswork.

D4000 (Exploded View)



Features and Benefits

- Up to (32) zones/channels of control
- Up to (6) internal network dimmers
- 120V
  - — Max 1,000W per dimmer
  - — Max 1,920W per unit (continuous)
  - — Max 1,200W per side
- 230V
  - — Max 800W per dimmer
  - — Max 2,420W per unit (continuous)
  - — Max 1,200W per side
- Load Types: Incandescent, Advance Mark 10®, Lutron Tu-Wire®, magnetic low voltage and LED load with drivers suitable for forward-phase control*
- (16 + 2) scene memory
- Fade times for each scene
- Room partition control
- Remote dimmer configuration
- Lockout
- Sequencer
- Complete multi-event scheduler
- Integrated astronomical time clock
- Individual raise/lower buttons for each zone
- Master raise/lower buttons for changing all zone light levels at the same time
- LED light-level indicators
- Built-in IR receiver
- Mounts in 4-gang gangbox with 4-gang device cover

*Mark 10® is a registered trademark of Advance Transformer Company.
Lutron Tu-Wire® is a registered trademark of Lutron Electronics, Inc.

SPOTLIGHT

NAFTA Compliant, Made in the USA

Leviton is the smart choice for GFCIs, Lighting Controls, Occupancy/Vacancy Sensors, Relay Control Panels, Submeters and Entertainment Lighting products that meet NAFTA (North American Free Trade Agreement) or ARRA (American Recovery and Reinvestment Act) requirements. For an up-to-date, comprehensive listing of Leviton's NAFTA or ARRA compliant products go to www.leviton.com/usa

made in USA

Dimensions® D4000

Stand Alone Systems

Description	Rating	Cat. No.
• Compatible with Remote Stations • Compatible with Room Combine stations • Used when integration with other products is not required • (4) or (6) Channels & Dimmers • All units 50/60Hz	120V, 4 Channels/Dimmers	D4104-1LW
	230V, 4 Channels/Dimmers	D4104-2LW
	120V, 6 Channels/Dimmers	D4106-1LW
	230V, 6 Channels/Dimmers	D4106-2LW



D4106 (D4104 similar)

Network Controllers w/Dimmers

Description	Rating	Cat. No.
• Full network and device compatibility • (32) Control Channels • Used to control other dimmers or relays on the Luma-Net network • (6) Internal Dimmers — Dimmers assignable to any network channel dimmer controllable by local controller and any network control device • All units 50/60Hz	120V, 6 Channels/Dimmers	D4206-1LW
	230V, 6 Channels/Dimmers	D4206-2LW



Shown with white cover

Network Controller

Description	Rating	Cat. No.
• Full network compatibility • (32) Control Channels • Used to control other dimmers or relays on the Luma-Net network	Network Controller	D4200-00W



D4206

Remote Dimmers

Description	Rating	Cat. No.
• Full network compatibility • Controllable by any network controller • Start channel & Network ID (address) set from front panel • Full configuration from any connected D4200 or D4206 • (6) Internal Dimmers — Dimmers assignable to any network channel dimmer controllable by local controller and any network control device • All units 50/60Hz	120V, 6 Channels/Dimmers	D4006-1LW
	230V, 6 Channels/Dimmers	D4006-2LW



D4006

Note: 230V product not UL listed

SPOTLIGHT

NAFTA Compliant, Made in the USA

Leviton is the smart choice for GFCIs, Lighting Controls, Occupancy/Vacancy Sensors, Relay Control Panels, Submeters and Entertainment Lighting products that meet NAFTA (North American Free Trade Agreement) or ARRA (American Recovery and Reinvestment Act) requirements. For an up-to-date, comprehensive listing of Leviton's NAFTA or ARRA compliant products go to www.leviton.com/usa

made in USA

Dimensions® D4000 Remote Stations

The Dimensions® D4000 line includes remote entrance and command stations that extend many of the functions of a D4000 unit to remote locations. Several remote stations can be combined in one location to provide the exact control functions required. Rooms with multiple entrances may use different remote stations at each entry, providing control of the functions that are best suited to that location. Remote location control can be as complex or as simple as needed, depending on the remote stations selected.

Entrance Stations

Description	Function	Cat. No.
• Connect to controller via Luma-Net network • Used to remotely control scenes and zones on a master station • Available in 11 configurations – most have built-in IR receiver for use with handheld remote control • Backlighting and tactile clicking indicate scene selection • Wired via Luma-Net to D4200 Controller • Mount in single-gang deep switchbox • Accepts Decora® wallplates or Decora Plus™ screwless wallplates	Scene 1, OFF	D42P1-00W
	Master Raise, Master Lower	D42RL-00W
	MAX, OFF	D42MO-00W
	MAX, Scene 1, OFF	D42P1-M0W
	MAX, Master Raise, Master Lower, OFF	D42MO-RLW
	Scene 1 – 4, OFF	D42P4-00W
	MAX, Master Raise, Scene 1, Master Lower, OFF	D42P1-RLW
	Scene 1 – 4, MAX, Master Raise, Master Lower, OFF	D42P4-RLW
	Scene 9 – 16	D42P9-16W
	Scene 1 – 8, MAX, OFF	D42P8-00W
	Scene 9 – 16, Master Raise, Master Lower	D43P9-RLW



Entrance Stations

Command Stations

Description	Function	Cat. No.
• Connect to controller via Luma-Net network • Used to execute commands on a master station • Available in 4 configurations – most have built-in IR receiver for use with handheld remote control • Backlighting and tactile clicking indicate scene selection • Wired via Luma-Net to D4200 Controller • Mount in single-gang deep switchbox • Accepts Decora® wallplates or Decora Plus™ screwless wallplates	Sequencer/ON-OFF – starts or stops the sequence	D42SQ-00W
	Event Timer/ON-OFF – starts or stops the event	D42ET-00W
	Link – joins or separates the controls on 2 adjacent rooms that have a movable partition between them	D42LI-NKW
	Lock Station – locks or unlocks a control station at a remote location	D42LO-CKW



Remote Stations

Dimensions® D4000 Room Combine Stations

Room Combine stations coordinate lighting in up to four rooms with up to four movable walls. Five different models address common room configurations, and each feature an easy-to-understand graphic of the room layout. Each button is clearly labeled with its room combination function, and illuminates when the rooms are combined. Pressing the button again returns the rooms to independent operation and the button is no longer illuminated, confirming that the spaces are no longer joined.

Room Combine Stations

Description	Function	Cat. No.
• Connect to controller via Luma-Net network • Requires (1) Master station in each room, addressed 10 for room 1, 20 for room 2, etc. • Other room combine options available, contact your local Leviton sales agent for more information • Accommodates room partitions by combining and separating lighting controls • Wired via Luma-Net to D4200 Controller • Minimal programming required • Comes with snap-on Monet-style wallplate with silk-screened room configuration • Customizable • Only 1-Gang Device Backbox required	Combines 2 rooms with 1 movable wall	D42CS-01W
	Combines 3 rooms with 2 movable walls	D42CS-02W
	Combines 3 rooms with 3 movable walls	D42CS-3AW
	Combines 4 rooms with 3 movable walls	D42CS-03W
	Combines 4 rooms with 4 movable walls	D42CS-04W



Room Combine Stations

SPOTLIGHT

NAFTA Compliant, Made in the USA

Leviton is the smart choice for GFCIs, Lighting Controls, Occupancy/Vacancy Sensors, Relay Control Panels, Submeters and Entertainment Lighting products that meet NAFTA (North American Free Trade Agreement) or ARRA (American Recovery and Reinvestment Act) requirements. For an up-to-date, comprehensive listing of Leviton's NAFTA or ARRA compliant products go to www.leviton.com/usa

made in USA

Dimensions® D4000 Product Compatibility Chart — Products Being Controlled

	D4200 Entrance Stations	D4200 Room Combine Stations	iSeries e a-2000® MDS	NPC	D4104/ D4106	D4200	D4206	D4006	Closure Input/ Output	AV
Controllers										
D4104/ D4106	Yes	Yes	-	-	-	-	-	-	Yes	Yes
D4200	Yes	Yes	Yes	Yes	Yes	-	Yes	Yes	Yes	Yes
D4206	Yes	Yes	Yes	Yes	Yes	-	Yes	Yes	Yes	Yes
D8000	-	-	Yes	Yes	Yes	-	Yes	Yes	Yes	Yes
Luma-Graphics	-	-	Yes	Yes	Yes	-	Yes	Yes	Yes	Yes
Sapphire	-	-	Yes	Yes	Yes	-	Yes	Yes	Yes	Yes

D4206 Typical System

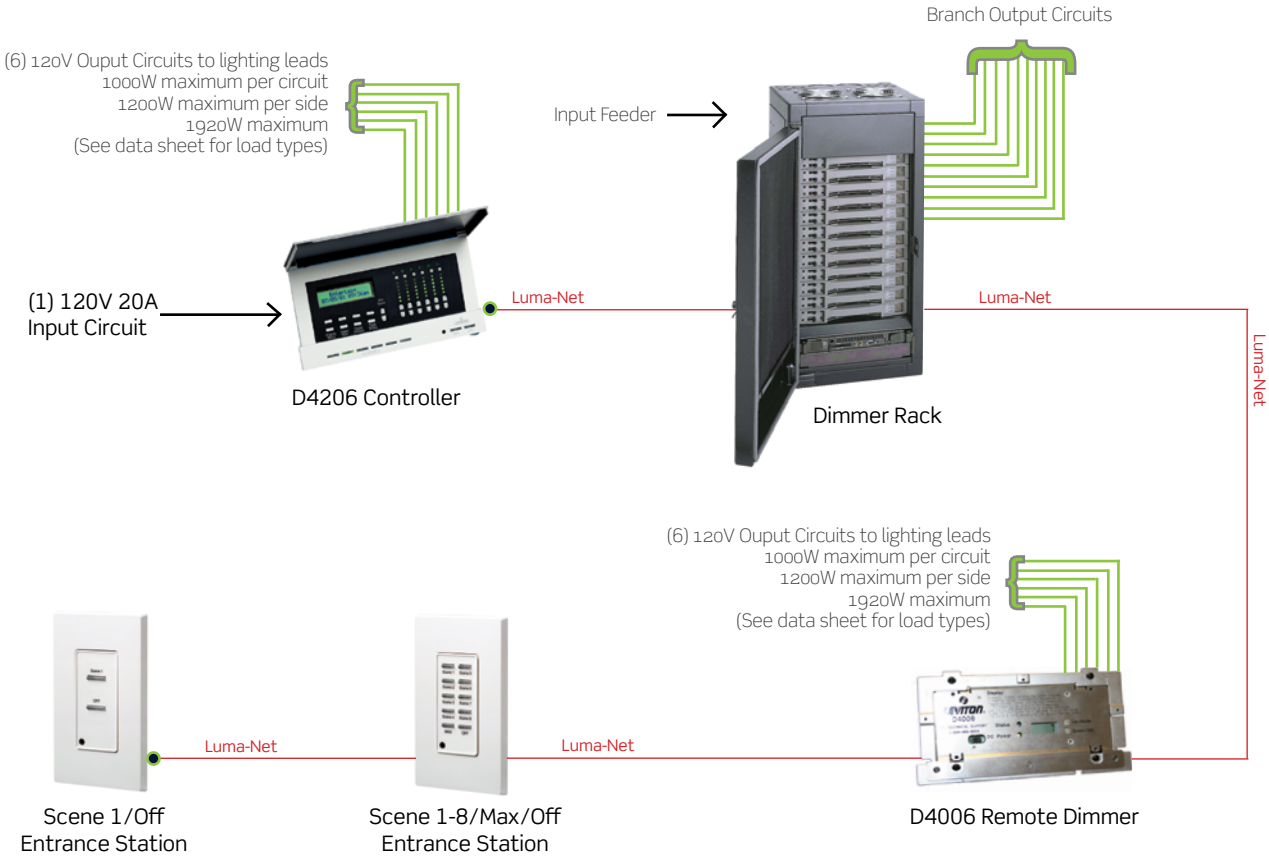

LEVITON

ARCHITECTURAL LIGHTING CONTROLS | Dimensions® D4000

Dimensions® D4000 Total Lighting

The Dimensions® D4000 line puts total lighting control at your fingertips. This single panel can create and save lighting scenes, switch lights and scenes instantly or with gradual fades, and provide complete control of your lighting applications.

Standard Doors

Description	Cat. No.
Cover: White Door & White Frame	D32CK-0WW
Cover: Ivory Door & Ivory Frame	D32CK-0II
Cover: Gray Door & Gray Frame	D32CK-0GG
Cover: Black Door & Black Frame	D32CK-0EE
Cover: Smoke Door & White Frame	D32CK-0SW
Cover: Smoke Door & Black Frame	D32CK-0SE



D4200-00W

Doors with LCD Readout Hole

Description	Cat. No.
Cover: White Door & White Frame	D32CK-HWW
Cover: Ivory Door & Ivory Frame	D32CK-HII
Cover: Gray Door & Gray Frame	D32CK-HGG
Cover: Black Door & Black Frame	D32CK-HEE
Cover: Smoke Door & White Frame	D32CK-HSW
Cover: Smoke Door & Black Frame	D32CK-HSE



D4200-00W Side view

White Custom Labels

Description	Cat. No.
White Custom Label Kit with 1-Button Switch	D42CL-01W
White Custom Label Kit with 2-Button Switch	D42CL-02W
White Custom Label Kit with 3-Button Switch	D42CL-03W
White Custom Label Kit with 4-Button Switch	D42CL-04W
White Custom Label Kit with 6-Button Switch	D42CL-06W
White Custom Label Kit with 8-Button Switch	D42CL-08W
White Custom Label Kit with 10-Button Switch	D42CL-10W

Accessories

Description	Cat. No.
A/V Interface	D42AV-000
Infrared Remote Control, Scenes 1-4, Raise, Lower, Max & Off	D42IR-04L
Infrared Remote Control, Scenes 1-8, Raise, Lower, Max & Off	D42IR-08L
Infrared Remote Control, Scenes 1-16, Raise, Lower, Max & Off	D42IR-16L
4-Gang Gang Box	BBG04-000
4-Gang Raised Device Wall Plate	WPG04-D00
500 ft. Spool of Belden 1502R or equivalent for Luma-Net Wire Runs	WIRLN-500

Dimensions® D8000

Dimensions® D8000 is an advanced line of lighting controls with distributed processing and network topology that brings the power, flexibility and reliability of networked computing to the lighting realm. A complete D8000 system may include LCD, pushbutton and slider stations; theatrical lighting consoles; dimming racks; relay cabinets; photocells; and occupancy sensors. The D8000 can accommodate large-scale, complex projects that integrate theatrical, architectural and energy management lighting control systems, as well as small applications that may benefit from its intuitive operations, flexibility and design-friendly aesthetics.

D8000 (Exploded View)



Available Colors

Glacier White	Nocturne Black

Additional Corian colors (and other materials) are available per special order.

Features and Benefits

- LCD station comes in wall-mount and portable consolette models
- Programmable functions include: fade-to level and rate, personality change, scene change, partitioning, scene record mode, group raise/lower, maximum bright, and lockout
- Optional handheld remote control can be used with most stations
- Networks with up to 32,640 stations (127 per sub-network) over a Luma-Net® network
- Controls up to 2,048 zones per network
- Interfaces with HVAC, emergency, time clock, and load shed auxiliary systems
- Stations retain programming during power outages
- All wall stations fit in 3.5 in. deep, 4-gang wall box
- Optional customized faceplate including full range of Corian colors, engraving, and fabrication from alternative materials
- Optional custom button legends

Dimensions® D8000 LCD Wall Stations

This advanced lighting control station is part of a highly scalable system that is suited not only to sophisticated, large-scale commercial applications but also to single-station installations. The station comes in two versions: one that sits on a tabletop and the other for wall mounting. The D8000 LCD Station features menus for easy programming and lighting control, an IR receiver for use with a handheld remote control, and a comprehensive suite of functionality including event scheduling, partitioning and networkability.

LCD Wall Stations

Description	Function	Cat. No.
• All buttons are programmable and can execute any system function • Buttons are mechanically-captured to prevent vandalism • Multiple levels of passwords and a lock-out feature prevent unwanted changes • Programming via LumaEdit™ (for system setup) • Built-in IR receiver enables station to be accessed via handheld remote	With standard buttons	KLCDO-00*
	With custom buttons	KLCDO-0C*
	Portable Consolette with standard buttons	KLCDP-00*
	Portable Consolette with custom buttons	KLCDP-0C*

*Add letter to end of catalog number suffix as follows for color selection: Corian Glacier White (W), Corian Nocturne Black (B).
For a custom Corian color or otherwise customized faceplate, contact your Leviton sales representative



KLCDO-00W

Dimensions® D8000 Push Button Stations

Features and Benefits

- Six different single-gang stations in 1-, 2-, 3-, 5-, 10- and 15-button configurations
- All buttons are programmable and can execute any system function
- Buttons are mechanically-captured to prevent vandalism
- Stations with raise/lower feature enable scene light level adjustment without changing programmed preset levels
- Programming via LumaEdit™ (for system setup)
- Built-in IR receiver enables station to be accessed via handheld remote

1-Button Pushbutton Station*

Description	Cat. No.
Blank	KB010-00
Custom	KB01C-00



KB010-0B

2-Button Pushbutton Station*

Description	Cat. No.
Blank	KB020-00W
Raise, Lower	KB023-00W
ON, OFF	KB024-00x
Custom	KB02C-00x


KB052-00W

3-Button Pushbutton Station*

Description	Cat. No.
Raise, Lower, OFF	KB031-00W
1, 2, OFF	KB032-00W
Custom	KB03C-00x


KB051-00B

5-Button Pushbutton Station*

Description	Cat. No.
1 – 4, OFF	KB051-00W
MAX, 1 – 3, OFF	KB052-00x
Custom	KB05C-00x
Blank	KB050-00W


KB151-00W

10-Button Pushbutton Station*

Description	Cat. No.
Blank	KB100-00W
1 – 5, MAX, Raise, RECord, Lower, OFF	KB102-00x
Custom	KB10C-00x

15-Button Pushbutton Station*

Description	Cat. No.
1-8, MAX, OFF	KB101-00x
1 – 10, MAX, Raise, RECord, Lower, OFF	KB152-00W
1-12, MAX, WORK, OFF	KB151-00W
Custom	KB15C-00x

*Replace x as follows for color selection: Corian Glacier White (W) or Corian Nocturne Black (B).
For custom button legend selection, add "C" before the color code.
For a custom Corian color or otherwise customized faceplate, contact your local Leviton sales representative

Related Products
Combine Architectural Lighting Controls with Energy Management Solutions for smart energy saving systems **(see pages N-2 to N-60 in the Energy Management section)**, or, combine Architectural Lighting Controls with Entertainment Lighting Solutions for smart lighting control solutions **(see pages M-3 to M-37 in the Entertainment Lighting section).**

Dimensions® D8000 Digital Slider Stations

Features and Benefits

- 6-button configurations provide 3-scene recall, manual override, maximum brightness, and off
- 11-button configurations provide 5-scene recall, manual override, multiple scene record modes, maximum brightness, and off
- All buttons are programmable and can execute any system function (buttons are mechanically-captured to prevent vandalism)
- Programming via LumaEdit™ (for system setup)
- Built-in IR receiver enables station to be accessed via handheld remote

6-Button Slider Stations and Labels*

Description	Cat. No.
2-Gang, 3 Sliders, 6 Buttons	KS035-00x
3-Gang, 6 Sliders, 6 Buttons	KS065-00x

11-Button Slider Stations and Labels*

Description	Cat. No.
2-Gang, 3 Sliders, 11 Buttons	KS031-00x
3-Gang, 5 Sliders, 11 Buttons	KS061-00x
5-Gang, 12 Sliders, 11 Buttons	KS121-00x

*Replace x as follows for color selection: Corian Glacier White (W) or Corian Nocturne Black (B).
For custom button legend selection, add "C" before the color code.
For a custom Corian color or otherwise customized faceplate, contact your local Leviton sales representative





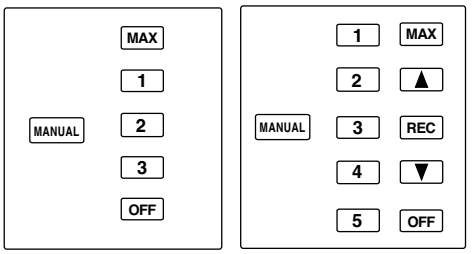

Standard Button Legends

D8000 Slider Stations — Width x Height

2 Gang	4.81" (12.2cm) x 4.50" (11.4cm)
3 Gang	6.62" (16.8cm) x 4.50" (11.4cm)
5 Gang	10.25" (26.0cm) x 4.50" (11.4cm)

Related Products
Combine Architectural Lighting Controls with Energy Management Solutions for smart energy saving systems **(see pages N-2 to N-60 in the Energy Management section)**, or, combine Architectural Lighting Controls with Entertainment Lighting Solutions for smart lighting control solutions **(see pages M-3 to M-37 in the Entertainment Lighting section).**

Dimensions® D8000 System

D8000 is a flexible system with very few prerequisites. Almost any layout is possible with most functionality easily achievable. Contact your Leviton sales representative for assistance with system planning.

Basic D8000 System

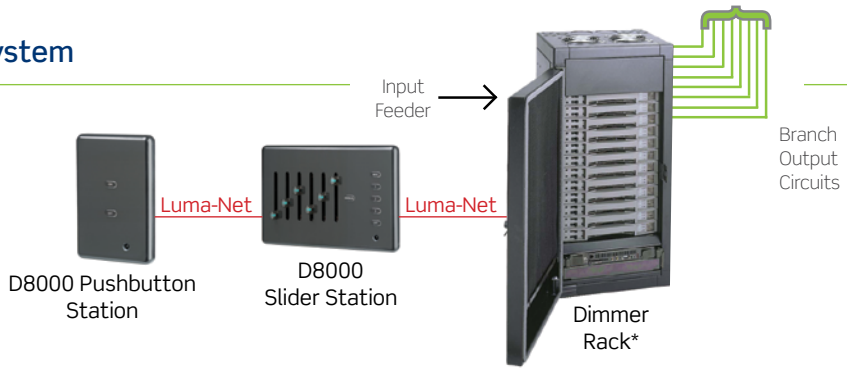

Advanced D8000 System

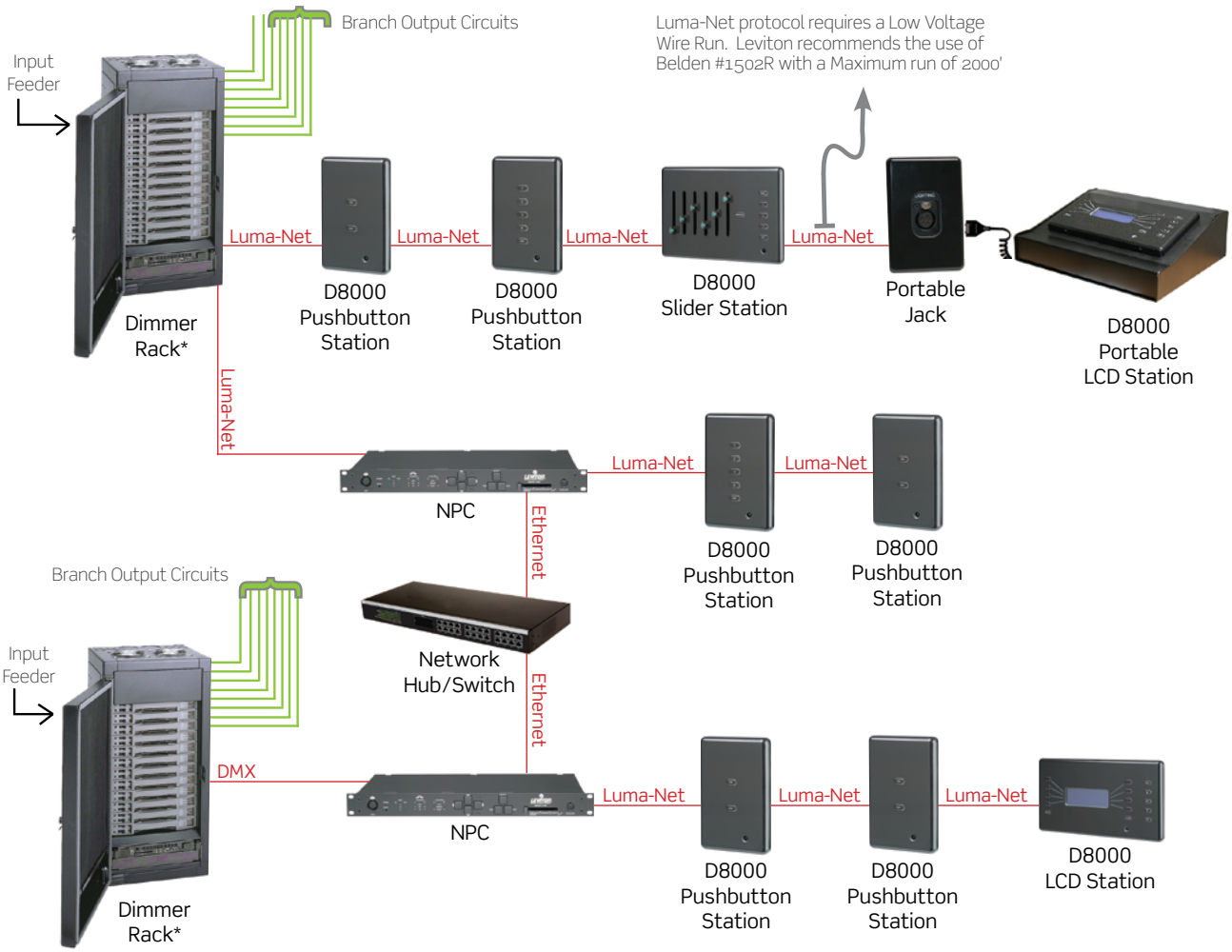

*Leviton offers an extensive line of high density dimming systems for architectural or entertainment applications.
Visit www.leviton.com/les for more information

Dimensions® D8000 Accessory Stations and Remote Controls

Features and Benefits

Accessory Stations

- All stations must be wired via Luma-Net®
- All fit inside 3.5-inch-deep, single-gang wallbox
- Optional, customized faceplate including full range of Corian colors, engraving, and fabrication from alternative materials

Handheld Remote Control

- Features 4-, 8- or 16-scene presets plus maximum brightness and off
- Point at any IR-receiving D8000 station or at auxiliary IR receiver to select scene, select maximum brightness, or turn off
- Operates at 56kHz frequency at 30- to 50-foot range

Single-Gang Accessory Stations

Description	Cat. No.
Key Switch Station, key operated lockout station that can be programmed to lock out any number of stations in the D8000 network	KLCK1-00W
Remote Portal Connection, for connecting a Consolette LCD, button or slider station	KIFC1-00W
PC Interface for LumaEdit™ Programming 9-pin female connector	KIFC2-00W
A/V Serial Interface 9-pin female connector, enables D8000 network to receive RS232 signals from personal computers and A/V equipment	KIFC3-00B



KLCK1-00W

Handheld Infrared Remote Controls

Description	Cat. No.
4 scene selections	D42IR-04L
8 scene selections	D42IR-08L
16 scene selections	D42IR-16L



D42IR-16L

Contact Closures

Description	Cat. No.
MechoShade® Interface–Dimensions contact closure output for use with MechoShade devices. Three Luma-Net channels to 2 standard MechoShade (5 position) and 1 blackout (2 position)	DCMSD-021
Dimensions Contact Closure Output Board, LumaNet to 8 low-voltage contact closure relay outputs, each rated for up to 24V, 0.5A	DCOUT-008
Combine Closure Card	KCLCM-000
8-Port Luma-Net Hub	LHUB8-000

For a custom Corian color or otherwise customized faceplate, contact your Leviton sales representative

Remembrance

Leviton's Remembrance line provides a straightforward, economical solution for smaller systems with both programmable and manual control for flexible lighting options that meet the needs for every mood the user looks to create. Remembrance offers a "snapshot" function for easy programming in digital or analog. This system provides the greatest flexibility in control for applications where lighting needs are constantly changing and cannot be met with a series of pre-designed looks.

Features and Benefits

- Integrates with DMX512 or 0-10VDC analog for complete control of theatrical and architectural lighting
- Completely programmable buttons and sliders
- Wide variety of stations, including LCD buttons and sliders
- Available in DMX or analog versions
- Simple, powerful preset storage and recall
- DMX version controls up to 512 channels on up to 12 faders

Remembrance Analog Control Stations

Description	Cat. No.
(2) Sliders, (2) Gang	RMB81-002
(4) Sliders, (4) Gang	RMB81-004
(6) Sliders, (5) Gang	RMB81-006



RMB81-144

Remembrance Entry Stations

Description	Cat. No.
Entry Station, On/Off, (1) Gang	RMB81-021
(4) Presets, iSeries e & Quad, (2) Gang	RMB81-024
(8) Presets, iSeries e & Quad, (2) Gang	RMB81-028



RMB81-106

Remembrance DMX Control Stations

Description	Cat. No.
Master, (4) Sliders, (4) Gang	RMB81-104
Master, (6) Sliders, (5) Gang	RMB81-106
Master, (12) Sliders, (8) Gang	RMB81-112
Master, (4) Sliders, (6) Gang	RMB81-144

Related Products
Combine Architectural Lighting Controls with Energy Management Solutions for smart energy saving systems **(see pages N-2 to N-60 in the Energy Management section)**, or, combine Architectural Lighting Controls with Entertainment Lighting Solutions for smart lighting control solutions **(see pages M-3 to M-37 in the Entertainment Lighting section).**

a-2000® Dimming Cabinets

The a-2000® line features a universal cabinet and multiple dimmer modules that work with virtually any load type. The a-2000® provides a high-performance dimming cabinet that combines theatrical grade performance at architectural pricing and form for all your architectural dimming applications. Its modular design enables the rapid servicing of both dimming modules and control electronics. It's the perfect solution for spaces requiring a single dimming source for a broad range of loads.

24-Channel a-2000®



Features and Benefits

Leviton a-2000® cabinets are available in 12, 24, 36, and 48-circuit configurations

- Fully programmable from the front panel for convenience
- Plug-in dimmer modules for easy maintenance
- All load types supported for easy product selection and purchasing
- Rugged dual-SCR dimmer circuitry for superior dimming performance and reliability
- Contractor-friendly design with a large wiring space for easy installation
- Compact 30 3/8" cabinet width holds up to 24 dimmer circuits and fits between two stud widths
- Communication inputs include DMX512, Luma-Net III, RS485, full bright, emergency, and +0-10VDC analog for versatility
- Capacity of up to 48 dimmer circuits
- Each dimmer channel rated up to 20A continuous (20A modules only)
- Surface or recessed mounting
- Top, bottom, or side feed
- Front-mounted bypass switches for dimmer override
- UL Listed
- All units 50/60 Hz

Continued on next page

Continued from previous page

Features and Benefits

Applications

- Office spaces
- Daylight harvesting
- Cafeterias
- Ballrooms
- Auditoriums
- Houses of worship
- Lecture halls
- Conference rooms
- Restaurants
- Multi-purpose rooms
- Office spaces
- Spaces requiring a single dimming source for a broad range of loads

a-2000® Dimming Cabinets Part Number Scheme

A 2 □ □ L – □ □

Control Electronics	
D	Standard
B	Standard with Analog Input Card

Cabinet Voltage*	
1	120V
2	277V
4	230V

Feed Type	
1	1Ø
3	3Ø

Cabinet Size	
12	12 Channel Cabinet
24	24 Channel Cabinet
36	36 Channel Cabinet
48	48 Channel Cabinet

*a-2000® 230V cabinets are available as standard 3 phase, 12 or 24 circuit cabinet sizes, main lug only. Consult with factory for additional information

Related Products
Combine Architectural Lighting Controls with Energy Management Solutions for smart energy saving systems **(see pages N-2 to N-60 in the Energy Management section)**, or, combine Architectural Lighting Controls with Entertainment Lighting Solutions for smart lighting control solutions **(see pages M-3 to M-37 in the Entertainment Lighting section).**

a-2000® Dimming Cabinets

Main Breaker Options		
Cabinet Configuration	**Cat. No.**	**Description**
For 1 Phase, 120/240V Cabinets	A2K1B -#	# — indicate breaker size in amps: 30, 50, 60, 70, 80, 100, 125, 150, 175, 200, 225
For 3 Phase, 120/208V Cabinet:	A2K3B -#	# — indicate breaker size in amps: 30, 50, 60, 70, 80, 100, 150, 175, 200, 225
For 3 Phase, 277/480V Cabinets	A273B - #	# — indicate breaker size in amps: 30, 50, 60, 70, 80, 100, 125, 150, 175, 200 (150-200A for 24 circuit cabinets only

Factory installation required.
Order with your cabinet (single cabinet configurations only).



a-2000®-24
with Relay Cabinet

Accessories	
Cat. No.	**Description**
A2KFL-R48	a-2000®, field kit for bussing two 24 channel cabinets
A2KFL-012	a-2000®, flush mount trim kit for a 12 channel cabinet
A2KFL-024	a-2000®, flush mount trim kit for a 24 channel cabinet
A2KFL-036	a-2000®, flush mount trim kit for a 36 channel cabinet
A2KFL-048	a-2000®, flush mount trim kit for a 48 channel cabinet

L
Lighting & Fan Speed Controls

Related Products
Combine Architectural Lighting Controls with Energy Management Solutions for smart energy saving systems **(see pages N-2 to N-60 in the Energy Management section)**, or, combine Architectural Lighting Controls with Entertainment Lighting Solutions for smart lighting control solutions **(see pages M-3 to M-37 in the Entertainment Lighting section).**

a-2000® Dimmer Modules

The a-2000® uses a modular dimmer allowing for ease of replacement and custom tailoring of module type to each project's specific needs. Leviton a-2000® dimmer modules employ the proven dual SCR dimming technology inherited from Leviton's line of theatrical equipment.

Features and Benefits

Universal Dimmer Modules

- Supports all load types as well as two circuits of Hi-lume® and other 3-wire fluorescent dimming ballasts for easy product selection and purchasing
- 2 basic configurations: 120V AC modules for 120V AC rated cabinets and 277V AC modules for use in either 120V AC or 277V AC rated cabinets

230V Modules

- Built-in bypass switches (230V): Bypasses control electronics permitting the cabinet to be used for work lights during construction.

Standard Modules

- Built-in bypass switches (120V) or shunts (277V): Bypasses control electronics permitting the cabinet to be used for work lights during construction.

Supported Load Types

Lamp	Universal	230V	Standard
Incandescent	✓	✓	✓
Tungsten	✓	✓	✓
Neon	✓	✓	✓
Cold-Cathode	✓	✓	✓
Magnetic Low Voltage	✓	✓	✓
Electronic Low Voltage*	✓	✓	✓
Fluorescent Dimming Ballasts	✓	✓	✓
0–10V Fluorescent Ballast, e.g., Advance Mark 7®**	✓	✓	✓
2-Wire Fluorescent Ballast, e.g., Advance Mark 10®**	✓		✓
3-Wire Fluorescent Ballast, e.g., Lutron Hi-lume® & Eco-10™**	✓		

*Electronic Low Voltage transformers are supported upon the manufacturer's approval for use with forward phase dimmers.
When the use of Electronic Low Voltage is required which does not meet this requirement, Leviton's PE400 Power Extender may be used.
Contact your local Leviton representative for more information.
**Mark 10® and Mark 7® are registered trademarks of Advance Transformer Company.
Eco-10™ is a trademark and Hi-lume® is a registered trademark of Lutron Electronics, Inc.

a-2000® Dimmer Modules

Cat. No.	Description
A20UN-012	a-2000® Universal Dual Dimmer Module, 120V, 20A
A20UN-027	a-2000® Universal Dual Dimmer Module, 120/277V, 20A
A20DD-012	a-2000® Dual Dimmer Module, 120V, 20A
A20DC-012	a-2000® Dual Constant Module, 120V, 20A
A20HD-012	a-2000® High Rise Dimmer Module, 120V, 20A
A20DD-A27	a-2000® Dual Dimmer Module, 277V, 20A
A20DC-A27	a-2000® Dual Constant Module, 277V, 20A
A15DD-230	a-2000® Dual Dimmer Module, 230V, 15A
A20DD-230	a-2000® Dual Dimmer Module, 230V, 20A

Modular Dimming Systems (MDS)

Leviton Modular Dimming Systems (MDS) are high quality, made to order, yet cost-effective convection cooled dimmer systems. The key to MDS flexibility is the variety of dimming cabinets that fit together like building blocks. Modular construction and a variety of available control options enable Leviton to build each MDS cabinet to meet each application's unique requirements — with the exact number and capacity of dimmers and specific accessories. Contact your Leviton sales representative for more details.

Dimmer Cabinet



Features and Benefits

- Flexible design based on modular construction, including plug-in dimmers
- Intermix 120V and 277V dimmers in a single enclosure; dim virtually any fluorescent dimmer ballast
- 100% solid state electronics
- Completely convection cooled (no fan noise)
- Optional UL1008 transfer contactor
- Use with all Leviton control types including DMX 512 and Luma Net

Related Products
Combine Architectural Lighting Controls with Energy Management Solutions for smart energy saving systems **(see pages N-2 to N-60 in the Energy Management section)**, or, combine Architectural Lighting Controls with Entertainment Lighting Solutions for smart lighting control solutions **(see pages M-3 to M-37 in the Entertainment Lighting section).**

MDS Dimming Modules

With superior surge current capacity, Leviton dimming modules use Silicon Controlled Rectifiers (SCR) for power handling rather than triacs. These modular dimmers can be combined in systems with other Leviton dimmers.

Features and Benefits

- Voltage regulation compensates for incoming line voltage variations
- Toroidal filter with 500µsec rise time

MDS Control Modules

- Fully programmable from the front panel for convenience
- All load types supported for easy product selection and purchasing
- Rugged dual-SCR dimmer circuitry for superior dimming performance and reliability
- Contractor-friendly design with a large wiring space for easy installation
- Communication inputs include DMX512, Luma-Net III, RS485, full bright, emergency, and +0-10VDC analog for versatility

MDS Cabinets

Description	Cat. No.
18" tall x 8.44" wide empty MDS cabinet supporting (1) dimmer module. Requires up to (1) dimmer module and (1) control module.	MAC-3116-1
50" tall x 8.44" wide empty MDS Cabinet supporting up to (4) dimmer modules. Requires up to (4) dimmer modules and (1) control module.	MAC-3116-7
50" tall x 16.75" wide empty 2-section MDS Cabinet supporting up to (8) dimmer modules. Requires up to (8) dimmer modules and (1) control module.	MAC-3116-8
50" tall x 25.25" wide empty 3-section MDS Cabinet supporting up to (12) dimmer modules. Requires up to (12) dimmer modules and (1) control module.	MAC-3116-9



MDS Dimmer modules - 2,400W (up through 12,000W available)

Description	Cat. No.
120V, 2400W, Dual dimmer modules supporting incandescent, magnetic low voltage, neon, cold cathode, fluorescent (Advanced Mark 10, Advance Mark 7, Lutron Tu-Wire) loads	MAC-516-124
277V, 5500W, Dual dimmer modules supporting incandescent, magnetic low voltage, neon, cold cathode, fluorescent (Advanced Mark 10, Advance Mark 7, Lutron Tu-Wire) loads	MAC-516-128
120V, 2400W, Single density dimmer modules for Lutron Hi-lume ballasts	MAC-516-140
277V, 5500W, Single density dimmer modules for Lutron Hi-lume ballasts	MAC-516-141



MDS
Dimming Cabinets

MDS Control Modules - One Control Module Required Per Cabinet, Max 24 Dimmers Per Control Module

Description	Cat. No.
MDS Digital Control Module, 120V	APP-32055-00
MDS Digital Control Module, 120V, with analog input card	APP-32055-01
MDS Digital Control Module, 277V	APP-32055-02
MDS Digital Control Module, 277V, with analog input card	APP-32055-03



MDS Dimmer Module

Power Extenders

Leviton power extenders allow higher and different types of loads to be controlled by dimmers and architectural dimming systems than would otherwise be possible. A variety of models are available for all types of lighting loads.

PE100 (Exploded View)



Features and Benefits

- Emulate characteristics of connected dimmers in terms of dimming range and resolution
- Available low-end trim for setting minimum brightness level
- Most models can be surface or flush-mounted
- UL Listed

Standard Power Extenders

Description	Cat. No.	Rating	Color
Extends dimming zone capacity for incandescent, magnetic low-voltage, halogen, or neon/cold cathode lighting	PE100-10W	Input Voltage: 120V 50/60Hz* Load Rating: 1920W/VA Dimmer Input: 120V 50/60Hz	White
Extends dimming zone capacity for Mark 10® Powerline™, Hi-lume®, Lutron Tu-Wire® or equivalent dimmable fluorescent ballasts	PE200-10W	Input Voltage: 120V 50/60Hz* Load Rating: 1920VA Dimmer Input: 120V 50/60Hz	White
Extends dimming zone capacity for Mark 10® Powerline™, Hi-lume®, Lutron Tu-Wire® or equivalent dimmable fluorescent ballasts	PE200-70W	Input Voltage: 277V 50/60Hz* Load Rating: 3000VA Dimmer Input: 120V 50/60Hz	White
Extends dimming zone capacity for Mark 7™ 0-10V, Lutron 0-10V, OSRAM Sylvania Quicktronic® Helios™, or equivalent ballasts	PE300-D0W	Input Voltage: 120-277V AC 60Hz* Load Rating: 20A-2400VA@ 120V AC, 5500VA @ 277V AC Power Consumption: 6W @ 120V AC, 18W @ 277V AC Output Ballast Control: 0-10VDC Dimmer Input: 120V 60Hz	Metallic Silver
Extends dimming zone capacity for electronic low voltage or incandescent lighting	PE400-10W	Input Voltage: 120V AC 50/60Hz* Load Rating: 1000W/VA Dimmer Input: 120V 60Hz	White
Extends dimming zone capacity for Mark 7®, OSRAM Sylvania Quicktronic® Helios™, or equivalent to 0-10VDC electronic ballast	PEAU7-M1W	Input Voltage: 120-230V AC 50/60Hz* Load Rating: 1920W/VA @ 120V AC, 2300W/VA @230V AC Dimmer Input: 120V 50/60Hz	White

*Load output power is phase independent of control device



PE100/200/400/AUX/AU7



PE300-DOW

Renoir™ II

Commercial Architectural Wallbox Dimmers

The Leviton Renoir™ II line of architectural wall box dimmers supports an unparalleled number of applications using a minimum number of SKUs. Renoir™ II high performance dimmers support all load types and configurations. Performance, aesthetics, multi-location dimming, and multi-gang capabilities make Renoir™ II a highly functional yet elegant solution for architectural dimming control.

Renoir™ II



Features and Benefits

- Universal voltage — 120-277V, 60 Hz (excludes non-neutral models)
- Multi-location dimming — up to 5-way dimming
- Remote dimmers and switches
- Connect up to 5 devices, max 250' on 1 traveler wire
- Remotes control all connected master dimmers
- Masters always operate independently
- Locater indicator — illuminates when dimmer is off for easy location in a dark room
- Non-neutral models — for retrofit applications
- Configurable cut-off level — allows user configuration of cut-off point and automatically recalibrates to allow maximum control from cutoff point to full output
- Smooth-action, linear captive slide control — easy, precise adjustment of lighting levels
- Easy-touch preset switch turns lights ON at last selected brightness level
- Clean and stylish appearance
- Fits standard commercial 2 ½" deep wall boxes*
- Decora® wallplates coordinate with Leviton's extensive line of Decora® devices
- Fins are easily removed for multi-gang applications
- No visible metal heat sinks, fins, or mounting hardware
- Solid state triac dimming — saves energy when dimming, extends lamp life, and reduces maintenance costs
- Flicker-free, smooth, and continuous dimming — reduces light fluctuations from line voltage variation and maintains the power delivered to the lamp
- Power failure memory — light is restored to the same levels set prior to the power failure or power interruption
- Surge protection — tested to withstand surges of 6000V, 200A (ANSI/IEEE Std. C62.41-1980)
- Electrostatic discharge protection — protects dimmer against static discharge up to 16,000V
- Advanced technology engineered heat sinks — transfers heat away from essential electrical components for extended product life
- Square law dimming — slider position indicates the perceived light level
- RFI filtering — reduces interference with radio, audio, and video equipment
- Accessible air gap feature — completely disconnects power from the load when lights are off for safety when changing lamps (available on select models; consult factory for additional details)

*Field configurable multi-gang boxes not supported.

Continued on next page

Continued from previous page

Renoir™ II

Commercial Architectural Wallbox Dimmers

Models/Supported Load Types

Incandescent
- 120V, 60Hz non-neutral (1-Wire (Dimmed Hot)
- 120-277V AC, 60Hz (with neutral) {2-Wire (Dimmed Hot + Neutral)}
- Forward Phase Dimmer
- Square Law Dimming
- Symmetrical AC Waveform for all load types
- Incandescent: Minimum load requirement 40W @ 120V, 100W @ 277V
- Tungsten: Minimum load requirement 40W @ 120V, 100W @ 277V
- Magnetic Low Voltage: Minimum load requirement 50W @ 120V, 100W @ 277V
- Forward Phase Control Electronic Low Voltage Transformers (with neutral): Minimum load requirement 50W @ 120V, 100W @ 277V
- Forward Phase Control LED Drivers (with neutral): Minimum load requirement 50W @ 120V, 100W @ 277V
- Forward Phase Control Neon/Cold Cathode Ballasts (with neutral): Minimum load requirement 50W @ 120V, 100W @ 277V

Electronic Low Voltage — 2-Wire (Dimmed Hot + Neutral)
- 120-277V AC, 60Hz
- Reverse Phase Dimmer
- Square Law Dimming
- Forward or Reverse Phase Control Electronic Low Voltage Transformers
- Forward or Reverse Phase Control LED Drivers
- Forward or Reverse Phase Control Neon/Cold Cathode Ballasts
- Incandescent/Tungsten
- No minimum load

Ballast — 0-10V
- 120-277V AC, 60Hz
- Linear Dimming
- Any ballast (or LED driver) requiring 0-10V "sinking" control, e.g., — Leviton Sector®, Advance Mark 7®, Universal SuperDim®, Lutron TVE™, Sylvania Quicktronic® Powersense™
- No minimum load

Ballast — 2-Wire Control (Dimmed Hot + Neutral)
- 120-277V AC, 60Hz
- Linear Dimming
- Forward Phase Control, e.g., — Advance Mark 10®, Sylvania Quicktronic® Powersense™, Lutron Tu-Wire®
- Minimum load requirement 64W @ 120V, 128W @ 277V

Ballast — 3-Wire Control (Switched Hot + Dimmed Hot + Neutral)
- 120-277V AC, 60Hz
- Linear Dimming, e.g., Lutron Hi-lume®, Lutron Eco-10®
- No minimum load

Switch
- 120-277V AC, 60Hz
- Tungsten Loads
- Resistive Loads
- Inductive Loads
- Motor Loads
- Transformer Loads
- No minimum load

Fan Speed
- 120-277V AC, 60Hz
- Any quantity of ceiling paddle fans up to maximum current rating
- Any fan up to 5A, paddle fan up to 8.3A
- Patent-pending Super Silent Technology (SST) allows "quiet" performance with fully variable control
- No minimum load

Product Selection Guide — Ordering Chart

To select and order:

1. Confirm load type and voltage **2.** Calculate total load **3.** Identify control locations
4. Select control aesthetics, dimmers and remotes
5. Choose wallplates and, if desired, color change kits from next few pages.

Renior II Product Selection Guide

Load Type	Wattage	Voltage	Control	Heat Sink	Neutral Required	Heat Sink Width	Cat. No.
Incandescent	600	120	Preset Slide	Thin	No	Narrow	AWSMT-IAW
	1000	120	Preset Slide	Thin	No	Narrow	AWSMT-IBW
	1500	120	Preset Slide	Thin	No	Wide	AWSMT-ICW
	600	120	Preset Slide	Standard	No	Narrow	AWSMG-IAW
	1000	120	Preset Slide	Standard	No	Narrow	AWSMG-IBW
	1500	120	Preset Slide	Standard	No	Wide	AWSMG-ICW
	1920	120	Preset Slide	Standard	No	Wide	AWSMG-IDW
	600	120	Rotary	Standard	No	Narrow	AWRMG-IAW
	1000	120	Rotary	Standard	No	Narrow	AWRMG-IBW
	1500	120	Rotary	Standard	No	Wide	AWRMG-ICW
	1920	120	Rotary	Standard	No	Wide	AWRMG-IDW
Incandescent/ Magnetic Low Voltage	600/1150/1385	120/230/277	Preset Slide	Thin	Yes	Narrow	AWSMT-MAW
	1000/1917/2308	120/230/277	Preset Slide	Thin	Yes	Narrow	AWSMT-MBW
	1500/2875/3463	120/230/277	Preset Slide	Thin	Yes	Wide	AWSMT-MCW
	600/1150/1385	120/230/277	Preset Slide	Standard	Yes	Narrow	AWSMG-MAW
	1000/1917/2308	120/230/277	Preset Slide	Standard	Yes	Narrow	AWSMG-MBW
	1500/2875/3463	120/230/277	Preset Slide	Standard	Yes	Wide	AWSMG-MCW
	1920/3680/4432	120/230/277	Preset Slide	Standard	Yes	Wide	AWSMG-MDW
	600/1150/1385	120/230/277	Rotary	Standard	Yes	Narrow	AWRMG-MAW
	1000/1917/2308	120/230/277	Rotary	Standard	Yes	Narrow	AWRMG-MBW
	1500/2875/3463	120/230/277	Rotary	Standard	Yes	Wide	AWRMG-MCW
	1920/3680/4432	120/230/277	Rotary	Standard	Yes	Wide	AWRMG-MDW
Fluorescent 0-10V	1920/3680/4432	120/230/277	Preset Slide	Thin	Yes	Narrow	AWSMT-7DW
	1920/3680/4432	120/230/277	Preset Slide	Standard	Yes	Narrow	AWSMG-7DW
	1920/3680/4432	120/230/277	Rotary	Standard	Yes	Narrow	AWRMG-7DW
Mark 10 or Ballast — 2-Wire Control	600/1150/1385	120/230/277	Preset Slide	Thin	Yes	Narrow	AWSMT-XAW
	1000/1917/2308	120/230/277	Preset Slide	Thin	Yes	Narrow	AWSMT-XBW
	1500/2875/3463	120/230/277	Preset Slide	Thin	Yes	Wide	AWSMT-XCW
	1920/3680/4432	120/230/277	Preset Slide	Thin	Yes	Wide	AWSMT-XDW
	600/1150/1385	120/230/277	Preset Slide	Standard	Yes	Narrow	AWSMG-XAW
	1000/1917/2308	120/230/277	Preset Slide	Standard	Yes	Narrow	AWSMG-XBW
	1500/2875/3463	120/230/277	Preset Slide	Standard	Yes	Wide	AWSMG-XCW
	1920/3680/4432	120/230/277	Preset Slide	Standard	Yes	Wide	AWSMG-XDW
	600/1150/1385	120/230/277	Rotary	Standard	Yes	Narrow	AWRMG-XAW
	1000/1917/2308	120/230/277	Rotary	Standard	Yes	Narrow	AWRMG-XBW
	1500/2875/3463	120/230/277	Rotary	Standard	Yes	Wide	AWRMG-XCW
	1920/3680/4432	120/230/277	Rotary	Standard	Yes	Wide	AWRMG-XDW
Ballast — 3-Wire Control	600/1150/1385	120/230/277	Preset Slide	Thin	Yes	Narrow	AWSMT-HAW
	1000/1917/2308	120/230/277	Preset Slide	Thin	Yes	Narrow	AWSMT-HBW
	1500/2875/3463	120/230/277	Preset Slide	Thin	Yes	Narrow	AWSMT-HCW
	1920/3680/4432	120/230/277	Preset Slide	Thin	Yes	Narrow	AWSMT-HDW
	600/1150/1385	120/230/277	Preset Slide	Standard	Yes	Narrow	AWSMG-HAW
	1000/1917/2308	120/230/277	Preset Slide	Standard	Yes	Narrow	AWSMG-HBW
	1500/2875/3463	120/230/277	Preset Slide	Standard	Yes	Narrow	AWSMG-HCW
	1920/3680/4432	120/230/277	Preset Slide	Standard	Yes	Narrow	AWSMG-HDW
	600/1150/1385	120/230/277	Rotary	Standard	Yes	Narrow	AWRMG-HAW
	1000/1917/2308	120/230/277	Rotary	Standard	Yes	Narrow	AWRMG-HBW
	1500/2875/3463	120/230/277	Rotary	Standard	Yes	Narrow	AWRMG-HCW
	1920/3680/4432	120/230/277	Rotary	Standard	Yes	Narrow	AWRMG-HDW
Electronic Low Voltage	600/1150/1385	120/230/277	Preset Slide	Thin	Yes	Wide	AWSMT-EAW
	1000/1917/2308	120/230/277	Preset Slide	Thin	Yes	Wide	AWSMT-EBW
	600/1150/1385	120/230/277	Preset Slide	Standard	Yes	Wide	AWSMG-EAW
	1000/1917/2308	120/230/277	Preset Slide	Standard	Yes	Wide	AWSMG-EBW
	600/1150/1385	120/230/277	Rotary	Standard	Yes	Wide	AWRMG-EAW
	1000/1917/2308	120/230/277	Rotary	Standard	Yes	Wide	AWRMG-EBW
	600/1150/1385	120/230/277	Preset Slide	Thin	Yes	Narrow	AWSMT-QAW
	1000/1917/2308	120/230/277	Preset Slide	Thin	Yes	Narrow	AWSMT-QBW
Fan Speed Control	600/1150/1385	120/230/277	Preset Slide	Standard	Yes	Narrow	AWSMG-QAW
	1000/1917/2308	120/230/277	Preset Slide	Standard	Yes	Narrow	AWSMG-QBW
	600/1150/1385	120/230/277	Rotary	Standard	Yes	Narrow	AWRMG-QAW
	1000/1917/2308	120/230/277	Rotary	Standard	Yes	Narrow	AWRMG-QBW
Switch	1800/3450/4155	120/230/277	Switch	Thin	Yes	Narrow	AWWMT-00W
	1800/3450/4155	120/230/277	Switch	Standard	Yes	Narrow	AWWMG-00W
Remote	-	120/230/277	Slide	Thin	Yes	Narrow	AWSRT-00W
	-	120/230/277	Slide	Standard	Yes	Narrow	AWSRG-00W
	-	120/230/277	Switch	Thin	Yes	Narrow	AWWRT-00W
	-	120/230/277	Switch	Standard	Yes	Narrow	AWWRG-00W
	-	120/230/277	Rotary	Standard	Yes	Narrow	AWRRG-00W

Renoir™ II

Dimensions for Renoir™ II Commercial Architectural Wallbox Dimmers

Renoir™ II Preset Slide Dimmers with Thin Heat Sink Measurements

Description	A	B	C	D	E
Narrow Dimmer	1.720" (43.68mm)	5.157" (130.99mm)	2.891" (73.43mm)	0.385" (9.77mm)	1.600" (40.64mm)
Wide Dimmer	1.720" (43.68mm)	5.157" (130.99mm)	4.701" (119.40mm)	0.385" (9.77mm)	1.600" (40.64mm)
Switch	1.720" (43.68mm)	5.157" (130.99mm)	2.891" (73.43mm)	0.385" (9.77mm)	1.600" (40.64mm)
Switch Remote	1.720" (43.68mm)	5.157" (130.99mm)	2.891" (73.43mm)	0.385" (9.77mm)	1.103" (28.1062mm)
Dimmer Remote	1.720" (43.68mm)	5.157" (130.99mm)	2.891" (73.43mm)	0.385" (9.77mm)	1.103" (28.1062mm)

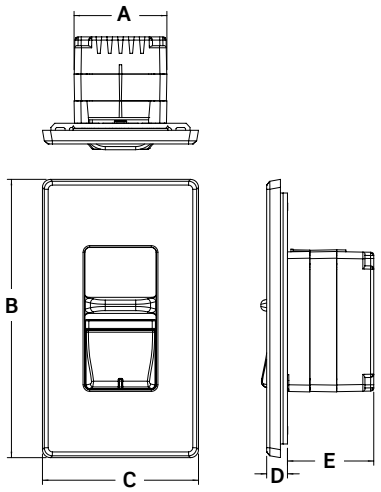

Renoir™ II Preset Slide Dimmers with Standard Heat Sink Measurements

Description	A	B	C	D	E
Narrow Dimmer	1.720" (43.68mm)	5.157" (130.99mm)	2.891" (73.43mm)	0.533" (13.53mm)	1.600" (40.64mm)
Wide Dimmer	1.720" (43.68mm)	5.157" (130.99mm)	4.701" (119.40mm)	0.533" (13.53mm)	1.600" (40.64mm)
Switch	1.720" (43.68mm)	5.157" (130.99mm)	2.891" (73.43mm)	0.533" (13.53mm)	1.600" (40.64mm)
Switch Remote	1.720" (43.68mm)	5.157" (130.99mm)	2.891" (73.43mm)	0.533" (13.53mm)	1.103" (28.10mm)
Dimmer Remote	1.720" (43.68mm)	5.157" (130.99mm)	2.891" (73.43mm)	0.533" (13.53mm)	1.103" (28.10mm)

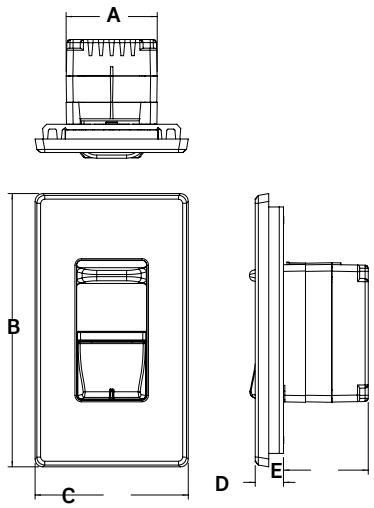

ARCHITECTURAL LIGHTING CONTROLS | Renoir™ II Dimmer Dimensions

Renoir™ II Rotary Dimmers with Standard Heat Sink Measurements					
Description	**A**	**B**	**C**	**D**	**E**
Narrow Dimmer	1.720" (43.68mm)	5.157" (130.99mm)	2.891" (73.43mm)	0.533" (13.53mm)	1.600" (40.64mm)
Wide Dimmer	1.720" (43.68mm)	5.157" (130.99mm)	4.701" (119.40mm)	0.533" (13.53mm)	1.600" (40.64mm)
Switch	1.720" (43.68mm)	5.157" (130.99mm)	2.891" (73.43mm)	0.533" (13.52mm)	1.600" (40.64mm)
Switch Remote	1.720" (43.68mm)	5.157" (130.99mm)	2.891" (73.43mm)	0.533" (13.53mm)	1.103" (28.10mm)
Dimmer Remote	1.720" (43.68mm)	5.157" (130.99mm)	2.891" (73.43mm)	0.533" (13.53mm)	1.103" (28.10mm)

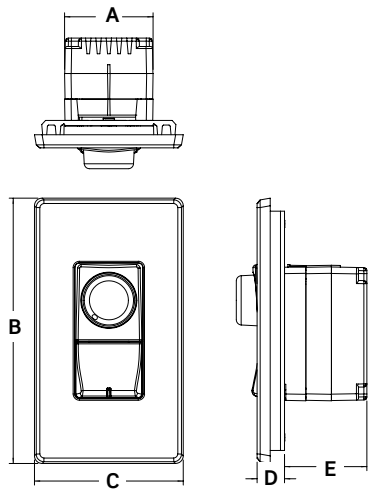

Related Products
Combine Architectural Lighting Controls with Energy Management Solutions for smart energy saving systems **(see pages N-2 to N-60 in the Energy Management section)**, or, combine Architectural Lighting Controls with Entertainment Lighting Solutions for smart lighting control solutions **(see pages M-3 to M-37 in the Entertainment Lighting section).**

Renoir™ II

Color Change Kits

Color Change Kits			
Description	**Control Type**	**Cat. No.**	**Color**
Color Change Kits, Preset Slide — Thin Heat Sink	Slide Switch	AWSCT-00	W, I, T, G, E
		AWWCT-00	W, I, T, G, E
Color Change Kits, Preset Slide or Rotary — Standard Heat Sink	Slide Switch Rotary	AWSCG-00	W, I, T, G, E
		AWWCG-00	W, I, T, G, E
		AWRCG-00	W, I, T, G, E

*Add color code to end of suffix. White (W), Ivory (I), Light Almond (T), Gray (G), Black (E).



AWSRG

Color Choices Renoir color change kits are offered in the following colors. To order colors, add suffix to Cat. No.

White (-W) | Ivory (-I) | Light Almond (-T) | Gray (-G/-GY) | Black (-E)

Related Products
Combine Architectural Lighting Controls with Energy Management Solutions for smart energy saving systems **(see pages N-2 to N-60 in the Energy Management section)**, or, combine Architectural Lighting Controls with Entertainment Lighting Solutions for smart lighting control solutions **(see pages M-3 to M-37 in the Entertainment Lighting section).**

Wallplates

The Leviton Renoir™ II line of architectural wall box dimmers support all load types and configurations. Performance, aesthetics, multi-location dimming, and multi-gang capabilities make Renoir™ II a highly functional, yet elegant solution for architectural dimming control.

Color Change Kits & Make-to-Order Wallplates

Each device is supplied with a white single gang plate. Standard wallplates are available to support 1-4 dimmers. For make-to-order plates to support 5-10 dimmers, there is a 4-6 week lead time. For purchase of replacement plates or plates in an alternate color, please consult the chart on the next page.

Sample Renoir™ II Wallplates



Renoir™ II

Wallplate Configuration Guide — Ordering Chart

To find applicable Cat. No. locate the row with the number of narrow heat sink devices that you have, and whether the fins will be left on or removed and the columns that correspond to the number of wide heat sink devices you have. In the cell you will find the following information:

- The Ws and Ns in the Description Field indicate the order devices should be installed: N=Narrow; W=Wide
- x*=right fin break-off on device; *x=left fin break-off on device; *x*=fin break-off on both sides of device
- **~** indicates that use of jumper bars is required. Jumper bars can be found in the kit with the faceplate
- Replace 'x' in the faceplate **Cat. No.** with the desired color: W=White; I=Ivory; T=Light Almond; E=Black; G=Gray

Number of Narrow Heat Sink Devices			Number of Wide Heat Sink Devices: 0	1	2	3	4
0	Fins Left On	**Cat. No.**	—	**AWP0F-01**x	**AWP0F-02**x	**AWP0F-03**x	**AWP0F-04**x
		Configurations	—	1-gang	4-gang	6-gang~	9-gang
			—	W	W+W	W+W+W	W+W+W+W
	Fins Removed	**Cat. No.**	—	—	**AWP00-02**x	**AWP00-03**x	**AWP00-04**x
		Configurations	—	—	3-gang	5-gang	7-gang
			—	—	W*+W*	W*+*W*+*W	W*+*W*+*W*+*W
1	Fins Left On	**Cat. No.**	**AWP0F-10**x	**AWP0F-11**x	**AWP0F-12**x	**AWP0F-13**x	**AWP0F-14**x
		Configurations	1-gang	3-gang	5-gang	8-gang~	11-gang
			N	W+N	W+N+W	W+W+N+W	W+W+W+W
	Fins Removed	**Cat. No.**	—	—	—	**AWP00-13**x	**AWP00-14**x
		Configurations	—	—	—	7-gang	9-gang
			—	—	—	W*+*W+N+W	W*+*W+N+W*+*W
2	Fins Left On	**Cat. No.**	**AWP0F-20**x	**AWP0F-21**x	**AWP0F-22**x	**AWP0F-23**x	**AWP0F-24**x
		Configurations	1+1-gang	3+1 or 5-gang	5+1~ or 7-gang	10-gang	12-gang
			N+N	W+N+N	W+N+N+W	W+W+N+N+W	W+W+N+N+W+W
	Fins Removed	**Cat. No.**	**AWP00-20**x	**AWP00-21**x	**AWP00-22**x	**AWP00-23**x	**AWP00-24**x
		Configurations	2-gang	4-gang	6-gang	8-gang	10-gang
			N*+*N	W+N*+*N	W+N*+*N+W	W*+*W+N*+*N+W	W*+*W+N*+*N+W*+*W
3	Fins Left On	**Cat. No.**	**AWP0F-30**x	**AWP0F-31**x	**AWP0F-32**x	**AWP0F-33**x	**AWP0F-34**x
		Configurations	4-gang~	6-gang~	9-gang	11-gang	14-gang
			N+N+N	W+N+N+N	W+N+N+N+W	W+W+N+N+N+W	W+W+N+N+N+W+W
	Fins Removed	**Cat. No.**	**AWP00-30**x	**AWP00-31**x	**AWP00-32**x	**AWP00-33**x	**AWP00-34**x
		Configurations	3-gang	5-gang	7-gang	9-gang	11-gang
			N*+*N*+*N	W+N*+*N*+*N	W+N*+*N*+*N+W	W*+*W+N*+*N*+*N+W	W*+*W+N*+*N+*N+W*+*W
4	Fins Left On	**Cat. No.**	**AWP0F-40**x	**AWP0F-41**x	**AWP0F-42**x	**AWP0F-43**x	**AWP0F-44**x
		Configurations	4+1-gang~	6+1~ or 8-gang	8+1~ or 10-gang	13-gang	15-gang
			N+N+N+N	W+N+N+N+N	W+N+N+N+N+W	W+W+N+N+N+W	W+W+N+N+N+N+W+W
	Fins Removed	**Cat. No.**	**AWP00-40**x	**AWP00-41**x	**AWP00-42**x	**AWP00-43**x	**AWP00-44**x
		Configurations	4-gang	6-gang	8-gang	10-gang	12-gang
			N*+*N*+*N*+*N	W+N*+*N*+*N*+*N	W+N*+*N*+*N*+*N+W	W*+*W+N*+*N*+*N*+*N+W	W*+*W+N*+*N+*+*N*+*N+ W*+*W
5	Fins Left On	**Cat. No.**	**AWP0F-50**x	**AWP0F-51**x	**AWP0F-52**x	**AWP0F-53**x	**AWP0F-54**x
		Configurations	7-gang~	9-gang~	11~ or 12-gang	14-gang	17-gang
			N+N+N+N+N	W+N+N+N+N+N	W+N+N+N+N+N+W	W+W+N+N+N+N+N+W	W+W+N+N+N+N+N+W+W
	Fins Removed	**Cat. No.**	**AWP00-50**x	**AWP00-51**x	**AWP00-52**x	**AWP00-53**x	**AWP00-54**x
		Configurations	5-gang	7-gang	9-gang	11-gang	13-gang
			N*+*N*+*N*+*N*+ *N*+*N	W+N*+*N*+*N*+*N*+ *N*+*N	W+N*+*N*+*N*+*N*+ *N*+*N+W	W*+*W+N*+*N*+*N*+*N*+ *N*+*N+W	W*+*W+N*+*N*+*N*+*N*+*N*+ *N+W*+*W
6	Fins Left On	**Cat. No.**	**AWP0F-60**x	**AWP0F-61**x	**AWP0F-62**x	**AWP0F-63**x	**AWP0F-63**x
		Configurations	7+1-gang~	9+1~ or 11-gang	11+1~ or 13-gang	16-gang	18-gang
			N+N+N+N+ N+N	W+N+N+N+ N+N+N	W+N+N+N+N+ N+N+W	W+W+N+N+N+ N+N+N+W	W+W+N+N+N+N+ N+N+W+W
	Fins Removed	**Cat. No.**	**AWP00-60**x	**AWP00-61**x	**AWP00-62**x	**AWP00-63**x	**AWP00-64**x
		Configurations	6-gang	8-gang	10-gang	12-gang	14-gang
			N*+*N*+*N*+ *N*+*N*+*N	W+N*+*N*+*N*+ *N*+*N*+*N	W+N*+*N*+*N*+ *N*+*N*+*N+W	W*+*W+N*+*N*+*N*+ *N*+*N+*N+W	W*+*W+N*+*N*+*N*+ *N*+*N+*N+*N+W*+*W

Visit www.leviton.com/renoir2 for more information

Entertainment Lighting

M

Lighting Consoles M-3
Wireless DMX M-10
Systems Management M-11
Dimming M-14
- Satellite Dimmer Packs M-14
- Rack Mount Dimmers M-17
- High Density Dimming M-20
- Power Extenders M-26

Fixtures M-27
Distribution Equipment M-36
Related Products M-37

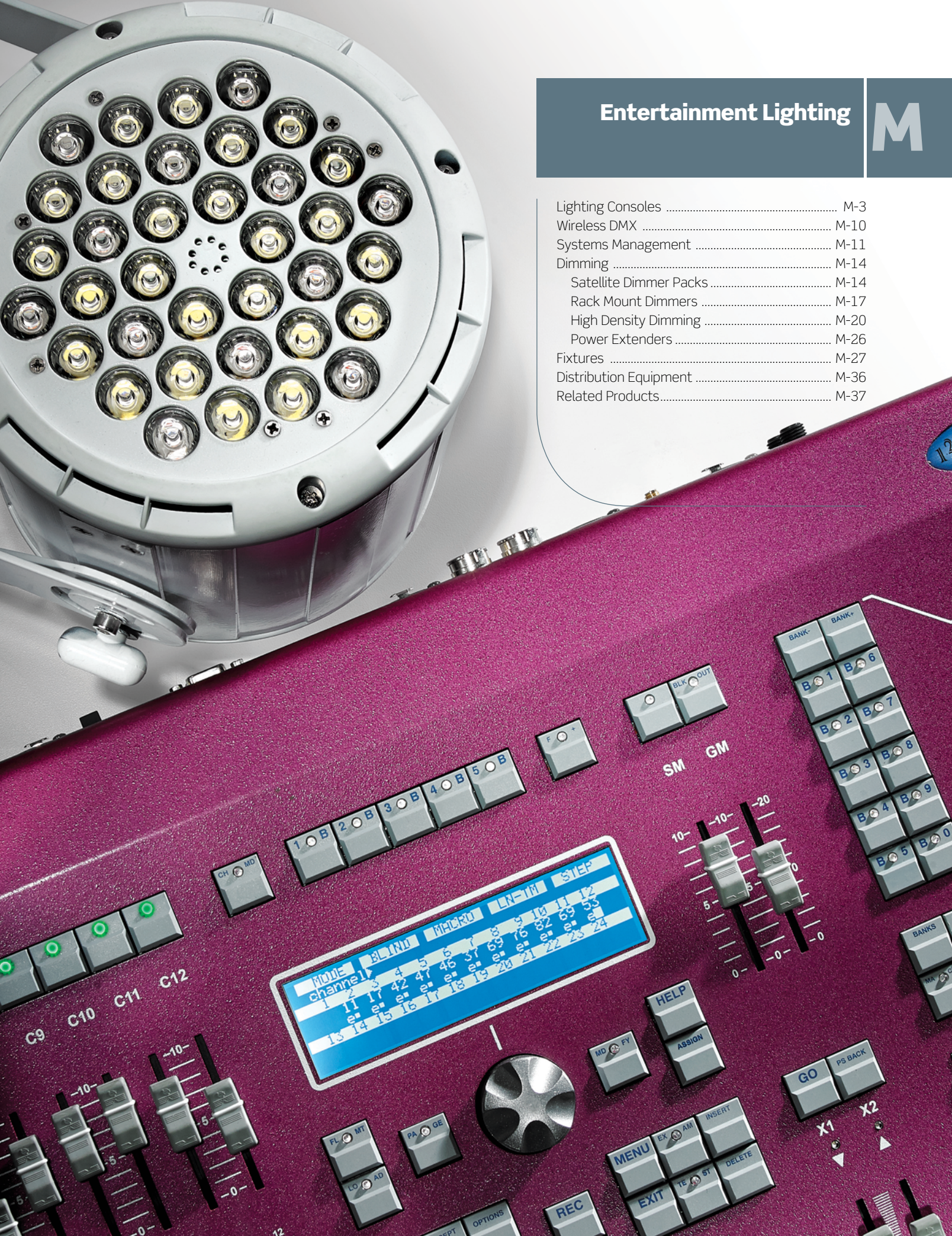

Entertainment Lighting

Leviton brings innovative design and simplicity to the world of lighting control solutions with system design, product selection and service. The result: great aesthetics, flexibility and superior lighting design. Only Leviton integrates all your lighting needs into one cohesive system for lighting control that does exactly what you want it to do.

Products for Every Lighting Control Application

Whether your venue is a place to educate, entertain, worship, broadcast or hold conventions, Leviton has proven lighting solutions. Our team of experienced in-house specialists support rapid product development, offering our customers a top-quality selection of easy-to-install lighting controls.

World-Class Quality Standards

Backed by a longstanding tradition in quality and ISO 9001 certification, Leviton applies the highest quality standards to the development and manufacture of all our lighting products. Our in-house labs test all products to ensure they meet or exceed the most rigorous industry standards to deliver reliability and performance.

We Get It Right

Whether you have a technical question or complex shipping instructions, our people will get it right the first time.

P8724-GST, Arc Flood and PPICS-V12



Lighting Consoles

3000 Series Consoles

The 3000 series of consoles is the ideal, cost-effective choice in lighting control product when a basic feature set is required. Designed to be easy to operate, the most often used features are documented on the bottom of the console with connector pin outs permanently screened next to the connector. When basic economical control is required, the 3000 series is the perfect choice.

Features and Benefits

- DMX512 output
- 4 or 8 dimming control channels
- 4 or 8 recordable scene memory
- Chaser functions:
  - — (2) selectable chases
  - — Speed control
  - — Direction control
  - — Audio input
- Bump buttons for each channel or scene
- Master output fader

3000 Series Consoles

Item	Description	Cat. No.
3004	4 Control Channels, 4 Scenes	N3004-00D
3008	8 Control Channels, 8 Scenes	N3008-00D



N3008

MC 7000 Series Consoles

The MC 7000 Series of lighting consoles are simple and flexible with three operating modes. The MC 7000 Series is particularly well-suited to small theaters, stage performances and rental inventories. These products are so easy to program and operate; the instructions are printed right on the consoles.

Features and Benefits

- Individual control channels
- 2-scene or 1-scene (wide mode)
- User programmable memory scenes
- User programmable chase functions
- Chase rate control (tap button)
- Grand master
- Blackout function
- Control protocols: NSI Micro-Plex and DMX512

MC 7000 Series Consoles

Item	Description	Cat. No.
MC 7008	8 Individual Control Channels, 8 Memory Scenes	N7008-D00
MC 7016	16 Individual Control Channels, 16 Memory Scenes	N7016-D00
MC 7024	24 Individual Control Channels, 24 Memory Scenes	N7024-D00


N7016

SPOTLIGHT

NAFTA Compliant, Made in the USA

Leviton is the smart choice for GFCIs, Lighting Controls, Occupancy/Vacancy Sensors, Relay Control Panels, Submeters and Entertainment Lighting products that meet NAFTA (North American Free Trade Agreement) or ARRA (American Recovery and Reinvestment Act) requirements. For an up-to-date, comprehensive listing of Leviton's NAFTA or ARRA compliant products go to www.leviton.com/usa

made in USA

LIGHTING CONSOLES | MC 7500 Series | 1000 Series

MC 7500 Series Consoles

Catering to the advanced lighting designer, the 7500 Series features operational modes such as cue stacking, level sensitive chasing and memory scene capability. The encoder wheel and LCD readout make onboard editing quick and easy.

Features and Benefits

- 2-scene or 1-scene preset or (wide mode)
- Dual split dipless manual crossfaders
- Soft patching
- Auto faders
- Live or blind mode
- Audio sync to chase effects mode
- Cue stacking
- Control protocols: NSI Micro-Plex and DMX512
- MIDI In/Out/Through
- 512 memory scenes
- 16/24/32 chase effects

MC 7500 Series Consoles

Item	Description	Cat. No.
MC 7516	16/32 Individual Control Channels, 256 Memory Scenes	N7516-000
	w/37-pin 0-10VDC Output	N7516-0A1
MC 7524	24/48 Individual Control Channels, 384 Memory Scenes	N7524-000
	w/37-pin 0-10VDC Output	N7524-0A1
	w/(2) 37-pin 0-10VDC Output	N7524-0A2
MC 7532	32/64 Individual Control Channels, 512 Memory Scenes	N7532-000
	w/37-pin 0-10VDC Output	N7532-0A1
	w/(2) 37-pin 0-10VDC Output	N7532-0A2



N7524

1000 Series Console

In its simplest application, this product can be used for recall of recorded scenes. Channel levels are set via the sub-masters in channel mode or direct via the keypad. Additionally, scenes can record the channel levels per the incoming DMX control signal. In a more complex application, the 1000 series console can be used as both a scene controller and a backup console, offering immediate recall of a stored scene upon loss of DMX input control signal.

Features and Benefits

- (6) sub-masters & (1) master fader
- (40) scene memory
- Scene memories can be assigned to sub-masters
- Access to all (512) DMX control channels from keypad
- Backup console mode — scene fade and activation upon sudden loss of incoming DMX signal
- Simple to use and easy to carry
- Silver finish
- Operates from included rechargeable battery or from included power supply
- Supports DMX Snapshot
- 19" EIA rack mount option
- LCD power save mode

1000 Series Consoles

Item	Description	Cat. No.
1000	Console	N1000-006
Rack Mount Ears	19" EIA Rack Mount Ears for 1000 Series	N1RKT-006



N1000

Piccolo Consoles

These consoles function easily as a standard manual/memory board with traditional channel capacities and simple user interface components. Plus, Piccolo consoles offer real cue-list support, full cue based attributes, additional effect combination, basic automated device support, and the ability to add a monitor.

Features and Benefits

- 12/48 console — 2 rows of 12 faders support 48 maximum channels
- Three operating modes — single scene, two scene, sub-master "theater" mode. Clear indication of operating mode and masters — multi-purpose
- Cues — 10,000 x (8) attributes allows complex cue timings and relationships
- 99 cues, group, or channel effects, 6 attributes, can be played back from masters for a wide variety of effects and effect options
- All programming and configuration can be performed from on-board 240 x64 display. Monitor not required
- Optional monitor lets you view more show information at once
- Full keypad for rapid data entry support
- Track functions with alpha-numeric labeled cues, masters, groups, effects, etc.
- Off-line editor for pre-programming and configuration
- Wireless remote
- 32 attribute channels for automated devices. Full access to all channels via faders
- Ethernet supported for future proofing and easy DMX distribution
- Capture support — both off- and on-line visualization
- 10 sub-master pages
- 32 attributes
- 512 DMX channels
- 10,000 (0.0-999.9) cues
- 99 effects
- Number of max shows determined by USB storage
- 1 DMX output
- 1 DMX input

Piccolo Series Consoles

Item	Description	Cat. No.
12/48*	48 Channels, 12 Subs, 24 Handles	PPIC0-012
	w/Video Option*	PPIC0-V12
24/96*	96 Channels, 24 Subs, 48 Handles	PPIC0-024
	w/Video Option*	PPIC0-V24
36/144*	144 Channels, 36 Subs, 72 Handles	PPIC0-036
	w/Video Option*	PPIC0-V36
48/192*	192 Channels, 48 Subs, 96 Handles	PPIC0-048
	w/Video Option*	PPIC0-V48
	Accessories	
	Video Option for Installation	PPIC0-VID
	Work Light	7-2052
	17" LCD Monitor	TAMON-F17
	Dust Cover for 17" LCD Monitor	TAMDC-F17
	Dust Cover for 19" LCD Monitor	TAMDC-F19
	19" LCD Flat Screen Monitor	TAMON-F19
	Remote Control Unit	P87WR-ODH
	Remote Control RFU Base Station	P87WR-ODB

*Power supply & dust cover included



PPIC0

Related Products
Combine Entertainment Lighting with Architectural Lighting Controls for smart lighting control solutions **(see pages L-27 to L-54 in the Lighting & Fan Speed Controls section).**

LEVITON

LIGHTING CONSOLES | Piccolo Scan

Piccolo Scan Consoles

The Piccolo Scan builds on where the Piccolo left off by adding effects-based moving lights, 256 automated device channels, a trackball and wireless DMX integration.

Features and Benefits

- Three operating modes — single scene, two scene, submaster "theater" mode. Clear indication of operating modes
- 48 dimmer channels for automated devices
- Full access to all channels via faders — match and take control with audible or visual indication of match
- 304 real output channels with proportional soft patch to all 512 DMX channels (V12)
- 352 real output channels (V24)
- 256 parameters and up to 128 fixtures
- Cues — 10,000 x (8) attributes allows complex cue timings and relationships
- External monitor and VGA required
- Shapes — automatic shape creation adjustment for amplitude, velocity, offset
- Pallet library — position, color, beam, gobo, dimmer, extra
- Capture support — both off and on-line visualization
- Wireless DMX compatible
- 999 submaster pages
- 256 attribute channels
- 512 DMX channels
- 10,000 (0.0-999.9) cues
- 999 effects
- Unlimited max shows
- 1 DMX output
- 1 DMX input

Piccolo Scan Consoles

Item	Description	Cat. No.
12/48	48 Channels, 12 Subs, 24 Handles	PPICS-V12
	96 Channels, 24 Subs, 48 Handles	PPICS-V24
	Accessories	
	Work Light	7-2052
	2 Port NPC with 2-5Pin Female XLRs. Powered over Ethernet (PoE) or External +12-24VDC Supply	NPC2D-0FF
	17" LCD Monitor	TAMON-F17
	Dust Cover for 17" LCD Monitor	TAMDC-F17
	19" LCD Monitor	TAMON-F19
	Dust Cover for 19" LCD Monitor	TAMDC-F19
	Remote Control Unit	P87WR-ODH
	Remote Control RFU Base Station	P87WR-ODB
	Capture LT Software for use with Piccolo Lighting Consoles	PPIC0-CSW
	Wireless CRMX Single Universe DMX Transmitter, Supports 1 Full DMX Universe of up to 512 Channels Maximum, Includes Antenna	WCRMX-C1T



PPICS

Related Products
Combine Entertainment Lighting with Architectural Lighting Controls for smart lighting control solutions **(see pages L-27 to L-54 in the Lighting & Fan Speed Controls section).**

Innovator Series Consoles

Precise lighting control can be the difference between a good show and a spectacular event. The Innovator series of lighting consoles gives you the powerful unification of advanced theatrical functions with sophisticated, intelligent control for capabilities never before available at such an economical price. Just as the graphical user interface revolutionized computers, so the Innovator series revolutionizes the lighting industry. Easy-to-use display and control features seamlessly link intelligent and standard light fixtures to help you create any look you desire.

Features and Benefits

- Dual independent auto crossfaders address discrete cue lists
- Up to 128 simultaneous crossfades may be executed
- 256x64 pixel liquid crystal display with CFL back light provides intelligent device attribute values
- Supports up to 256 automated devices (512 channels total of intelligent light attributes)
- Ethernet based Colornet® standard on all consoles provides DMX512 distribution, remote video and networked hand held remote (Innovator only)
- Up to 2,000 macros
- 24 submasters with up to 8 pages
- 7 Encoder wheels for Individual trait control of motorized devices for pan, tilt and level control
- Trackball
- Stage, preview, device, cue sheet, track sheet, playback, patch and setup display screens
- Cue numbering from .1 to 999.9 via numeric keypad
- Link to cue or macro
- Selective cue recording
- Multi-part cues
- Split up/down fade times
- Overlapping inhibitive or pile-on functions
- Programmable up/dwell/down times
- Master fader
- Blackout button
- Hold/back buttons
- Optional 2nd video card
- 384 Stage lighting channels

Innovator Series Consoles

Item	Description	Cat. No.
Innovator 24/48	24 Channel Two-Scene Operation, 48 Channel Single Scene	CTP-7-0048
Innovator 48/96	48 Channel Two-Scene Operation, 96 Channel Single Scene	CTP-7-0096
Innovator 72/144	72 Channel Two-Scene Operation, 144 Channel Single Scene	CTP-7-0144
Innovator 600	600 Stage Lighting Channels, 512 Intelligent Lighting Channels	CTP-7-0600
	Accessories	
	Factory Installed 2nd Video Port Option	A7003-000
	Hand Held Remote for Innovator	CTP-7-2021
	Littlite 18" Gooseneck High Intensity Work light with 3-pin XLR Connector	CTP-7-5052
	Innovator 24/48 Dust Cover	CTP-7-5061
	Innovator 24/48 Trouping Case	CTP-7-5066
	Innovator 48/96 Dust Cover	CTP-7-5062
	Innovator 48/96 Trouping Case	CTP-7-5067
	Innovator 72/144 Dust Cover	CTP-7-5063
	Innovator 72/144 Trouping Case	CTP-7-5068
	Innovator 600 Dust Cover	CTP-7-5064
	Innovator 600 Trouping Case	CTP-7-5069
	LCD Flat Screen Monitor, 15"	TAMON-F15
	LCD Flat Screen Monitor, 17"	TAMON-F17
	LCD Flat Screen Monitor, 19"	TAMON-F19
	Dust Cover for 15" LCD Monitor	TAMDC-F15
	Dust Cover for 17" LCD Monitor	TAMDC-F17
	Dust Cover for 19" LCD Monitor	TAMDC-F19



CPT-7-0096

LEVITON

LIGHTING CONSOLES | 8700 Series

8700 Series Consoles

The 8700 Series lighting control consoles are everything the sophisticated lighting professional needs with enhanced features that make creating your design, programming your show, and executing your masterpiece easy and rewarding. The console delivers all the power you need by offering features like a slide out keyboard, touch screen and outputs for all your possible connections. Rugged and available in multiple models and capacities, the 8700 Series are the consoles for your leading edge creation.

Features and Benefits

- 24 or 48 sub-master — depending on model. Submasters can activate a scene, cue list, effect, effect rate, attribute or channel
- Conventional lighting — full support for conventional lighting and traditional cue list control
- Automated devices — position control via trackball, attribute control via touch-screen (GX series) or encoders (all models)
- Cues — support for up to 20,000 cues, each with up to nine parts. Jumps, loops, follows, split fade times and more
- Visualization and design — visualization and design assistance provided with the included Capture software package (PC required)
- Full tracking backup — full tracking backup capability both to secondary console or connected PC
- Effects generation — effects for rapid creation of chases, patterns, shapes and operating modes offering easy live modification
- Capacities — 20,000 cues, 2000 groups, 2000 macros, 2000 effects, 2000 pages, 99 libraries
- Response curves — custom curves for most channel parameters
- Off- and on-line editing — from the comfort of your PC
- Touring models — built-in monitor and attaché style case

8700 Series Consoles

Item	Cat. No.	Sub-Masters	Channels	DMX Outputs	VGA Outputs
GX Series with Integral Touch Screen and Keyboard	P8724-GX	24	2048	4	4
	P8748-GX	48	2048	4	4
24 Sub-Master w/Touring Case	P8724-GXT	24	2048	4	4
GS Series with Integral Keyboard	P8724-GS	24	1024	2	2
	P8748-GS	48	1024	2	2
24 Sub-Master w/Touring Case	P8724-GST	24	1024	2	2
GL Series	P8724-GL	24	512	1	1
24 Sub-Master w/Touring Case	P8724-GLT				



P8724-GX



P8724-GS



P8724-GLT



Touring Case

Enlighten Software System

Enlighten DMX lighting control software provides power and flexibility with an easy-to-use system that allows users to create unlimited buttons as looks or sequences. Program Enlighten to a PC or pair Enlighten with a control wing for unparalleled stage control.

Features and Benefits

- Multiple views to arrange fixtures graphically in different rooms or areas
- Direct fader control with virtual wheel controls
- Color coded button groups, allowing for multiple fixture types on a single page
- Move any button to any position on-screen
- Keyboard shortcuts
- Password protection
- Touch screen compatible
- Expandable up to 24 universes (CPU and USB dependent)
- Assign scene names to buttons for direct scene access
- 3D visualization
- GOBO visualization

Enlighten

Item	Description	Cat. No.
Enlighten 512 Channel Splitter	1U rack mountable and wall mountable. Expandable up to 24 universes (CPU & USB interface dependent). Front and rear DMX input 3-pin and 5-pin XLR connectors, 4 DMX output 3-pin and 5-pin XLR connectors. Download software at www.leviton.com	ENHAI-000
Enlighten 512 Channel Interface	512 DMX channels, expandable up to 24 universes (CPU & USB interface dependent), full support for automated lighting, advance shape generator for effects generation, time-based scheduler, MIDI, AVI, MPEG, WAV event sequencing and programming. Includes Enlighten Opto isolated USB to DMX interface box. Download software at www.leviton.com	ENHBI-000
Enlighten Control Wing	2 universes, 1024 channels, features 8 sliders, 1 grand master, 1 manual cross fader, 11 jog wheels, 8 bump buttons and 32 assignable buttons. Includes 2 universe, 1024 channels USB to DMX interface, requires USB connection to PC software over USB. Download software at www.leviton.com	ENHBW-000



ENHBI-000



ENHAI-000

Wireless Indoor and Outdoor DMX

The Cognitive Radio Multiplexer (CRMX) Indoor and Outdoor Wireless DMX by Leviton is the first automated and adaptive wireless technology specifically developed for the lighting industry. CRMX wireless transmissions never disturb, or are disturbed by, other wireless equipment. This fully automated feature offers unrivaled convenience and peace of mind during operation. The wireless DMX products offer this innovation in rugged enclosures designed to meet the particular requirements of the entertainment and architainment markets.

Features and Benefits

- Automated cognitive coexistence — CRMX wireless transmissions never disturb, or are disturbed by, other wireless equipment
- Synchronization, error correction and low latency (below 5ms, best in industry)
- Fidelity — DMX frame output is identical to frame input
- DALI support — first system to offer DALI support and integrated DMX to DALI protocol conversion (WCRMX-O1R only)
- Security — 128 bit encryption ensures no hacker intrusion
- Ease of mounting — indoor models offer multiple mounting options to facilitate easy rigging or rack mounting
- IP65 classification — outdoor models are rated for use in humid environments
- Upgradable — software and firmware easily upgradable
- FCC & ETSI certifications, CE approved
- Supports 1 full DMX universe or up to 512 channels

Wireless Indoor and Outdoor DMX

Description	Cat. No.
Wireless CRMX Single Universe DMX Indoor Transmitter	WCRMX-I1T
Wireless CRMX Single Universe DMX Indoor Receiver	WCRMX-I1R
Wireless CRMX Single Universe DMX Slim Outdoor Transmitter	WCRMX-O1T
Wireless CRMX Single Universe DMX Outdoor Receiver	WCRMX-O1R
Wireless CRMX Single Universe DMX Transmitter for installation into Piccolo & Piccolo Scan consoles	WCRMX-C1T



WCRMX-I1R

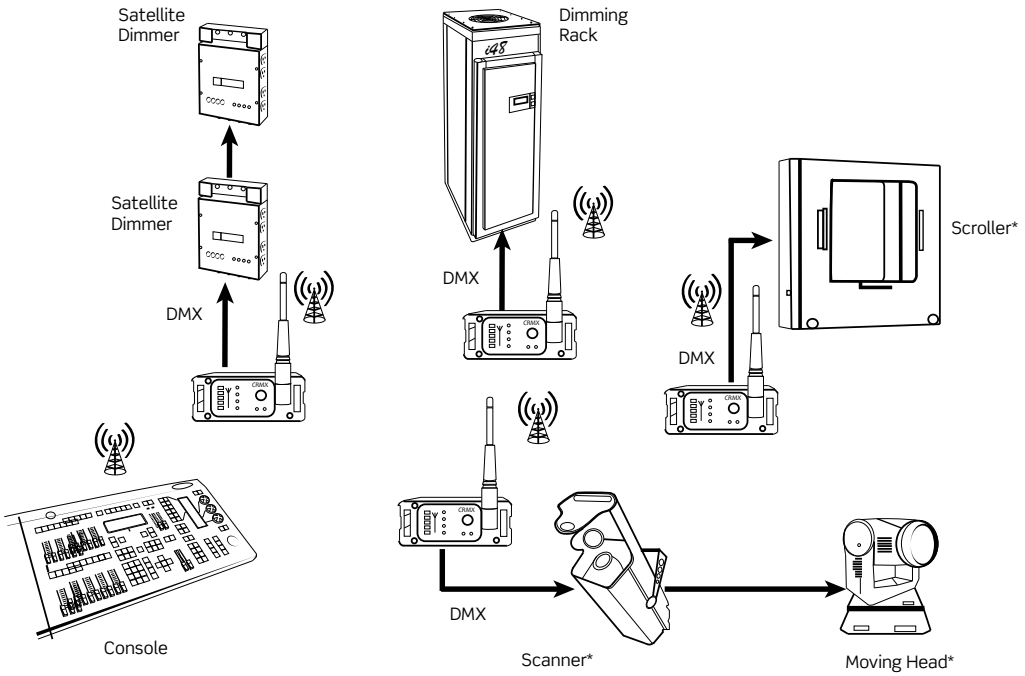

Systems Management

DMX Optically Isolated Splitter/Repeater

The DMXSM-H18 splits a single DMX 512 channel DMX input into eight completely isolated 512 channel DMX outputs. The device is perfect for segregating automated devices from conventional lighting or when an alternative to the traditional daisy-chained signal routing is desired.

Features and Benefits

- 1 input
- 8 outputs
- 100% optically isolated outputs
- Outputs rated to withstand max +48Vdc
- DMX-512A compliant
- Built-in power switch
- 2-part terminals at rear, series wired, for permanent install

DMX Optically Isolated Splitter/Repeater

Description	Cat. No.
Optically Isolated Splitter/Repeater (1 In, 8 Out)	DMXSM-H18



DMXSM-H18

DMX Input Merger

A DMX merger is used when multiple control inputs must communicate to the same device. A DMX merger helps to completely rid a system of complex, error-prone, multi-location DMX input wiring schemes. This merger combines all eight inputs, using a highest level takes precedence (HTP) philosophy, into a single 512 channel DMX output. All inputs are optically isolated from each other to ensure the protection of sensitive equipment. For further extension of the DMX signal, the merger can be combined with Leviton's DMXSM-H18 DMX splitter for an 8 input/(8 output DMX powerhouse.

Features and Benefits

- 8 inputs
- 1 output
- Inputs merge in highest level takes precedence (HTP) mode
- 100% optically isolated inputs
- Inputs rated to withstand max +48Vdc
- DMX-512A compliant
- Built-in power switch
- 2-part terminals at rear, series wired, for permanent install

DMX Input Merger

Description	Cat. No.
(8) Input Merger (8 In, 1 Out)	DMXSM-H81



DMXSM-H81

SPOTLIGHT

NAFTA Compliant, Made in the USA

Leviton is the smart choice for GFCIs, Lighting Controls, Occupancy/Vacancy Sensors, Relay Control Panels, Submeters and Entertainment Lighting products that meet NAFTA (North American Free Trade Agreement) or ARRA (American Recovery and Reinvestment Act) requirements. For an up-to-date, comprehensive listing of Leviton's NAFTA or ARRA compliant products go to www.leviton.com/usa

made in USA

Network Protocol Converter (NPC)

Leviton's Network Protocol Converter (NPC) products provide exceptional convenience and flexibility as an interface between devices on differing networks. In all cases, 10/100BaseT Ethernet speaking the Colornet 3 protocol is standard. In addition, each model has its own unique I/O, making it a valuable part of the product line. NPC is required for interface to dimmers without Luma-Net 3 ports.

Features and Benefits

- Simple universe-based DMX patching
- DMX channel patching (channel by channel)

NPC XP

Features

- Dual remote video display (console and dimmers)
- 19" EIA rack mount or desktop units
- (3) DMX inputs, (3) DMX outputs
- (2) Luma-Net ports
- (16) analog inputs (0-10 VDC & contact closure)

Description	Cat. No.
NPC XP	NP0XP-00R
NPC XP Memory Card (for NPC XP only)	NP0XP-M16



NP0XP-00R



NPDLR-000

NPC DLR

Features

- Desktop, surface mount or 4-gang backbox (internal receptacles) mounting
- (1) DMX input, (1) DMX output
- (1) Luma-Net port

Description	Cat. No.
NPC DLR	NPDLR-000



NPC 2D

NPC 2D

Features

- Basic configuration from 8700 series console
- 2-gang backbox with internal Ethernet, external DMX
- Portable unit with C-Clamp for mounting
- (2) DMX inputs, (2) DMX outputs, or one of each
- Power over Ethernet supply
- Protocols supported:
  - — ACN
  - — SandNet
  - — Pathport
  - — 8700/HydraNet
  - — ColorNet II
  - — ArtNet

Description	Cat. No.
2-Port NPC with (2) 5-Pin Female XLRs	NPC2D-0FF
2-Port NPC with (1) 5-Pin Male and 1-5Pin Female XLR	NPC2D-0MF
2 -Port NPC with (2) 5-Pin Male XLRs	NPC2D-0MM

I/F 501

The I/F 501 is a very flexible protocol interface device with a host of different in/out combinations of the following protocols: DMX512, CMX, AMX, Micro-Plex, Luma-Net™, MIDI, RS232 and 0-10V analog.

Features and Benefits

- A precision 20-cue sequence with fade and wait times from 0.1 seconds to 50 minutes may be programmed into the non-volatile memory via the RS-232 port and triggered remotely
- DMX / AMX / CMX / MPX conversion
- 8 pre-programmed auto sequence chases for stand-alone operation
- Interface between a computer and the Luma-Net network for programming Luma-Net stations
- Trigger Luma-Net presets with external contact closures

I/F 501

Description	Cat. No.
I/F 501, DMX512, Luma-Net 1	N0501-000
I/F 501, CMX to DMX	N0501-001
I/F 501, MPX/DMX to CMX	N0501-002
I/F 501, AMX to DMX	N0501-003
I/F 501, AMX Output	N0501-004



N0501

DMX Cable

Description	Cat. No.
3-Pin, 3ft	DMX3P-003
3-Pin, 10ft	DMX3P-010
3-Pin, 25ft	DMX3P-025
3-Pin, 50ft	DMX3P-050
3-Pin, 100ft	DMX3P-100
5-Pin, 3ft	DMX5P-003
5-Pin, 10ft	DMX5P-010
5-Pin, 25ft	DMX5P-025
5-Pin, 50ft	DMX5P-050
5-Pin, 100ft	DMX5P-100
DMX/CMX Control Cable, Custom (Quote Required)	DMX5P-CUS



DMX3P (DMX5P similar)



0A5xx/A3Fxx/A3Mxx

DMX Adapters

Description	Cat. No.
5-Pin Female to 5-Pin Female XLR	0A5FF-000
5-Pin Female to 5-Pin Male XLR	0A5FM-000
5-Pin Male to 5-Pin Male XLR	0A5MM-000
3-Pin Female to 5-Pin Female XLR	A3F5F-000
3-Pin Female to 5-Pin Male XLR	A3F5M-000
3-Pin Male to 5-Pin Female XLR	A3M5F-000
3-Pin Male to 5-Pin Male XLR	A3M5M-000

Dimming
Satellite Dimmer Packs

Comparison Chart

Unit	Number Dimmers	Max Load per Dimmer	Max Load per Pack	Feeder Plug	Non-Dim Mode	Rise Time (µs)	Standard Control	Optional Control
D4DMX	4	1200W	2400W	5-15P	Yes	-	DMX/MPX	—
ND4600	4	600W	2400W	5-15P	No	160	NSI MPX	—
DDS5600	4	600W	2400W	5-15P	Yes	160	NSI MPX	DMX
DDS6000	4	1200W	2400W	2* 5-15 or 20P	Yes	400	NSI MPX	DMX
DDS6000+	4	1200W	4800W	2* 5-15 or 20P	Yes	400	NSI MPX	DMX

D4DMX

Leviton combines cutting edge technology and performance along with both DMX and Microplex control in the 4-channel programmable D4DMX dimmer pack. It boasts the latest convenience features: resettable circuit breakers in lieu of fuses and one-button setup of digital DMX addressing via a user-friendly LED panel, eliminating dip-switch settings. Its sturdy metal chassis makes this rugged pack ideal for both stationary and portable applications. In addition to multi-channel DMX and Microplex dimming control, these units can also provide a stand-alone chaser function with 16 pre-programmed patterns.

Features and Benefits

- Microplex and DMX512 protocols
- Available with DMX on 3-pin or 5-pin XLR receptacles
- Data “in” and “out” provided for easy daisy-chaining of devices
- Resettable circuit breakers (no fuses to change)
- Simple pushbutton DMX addressing makes setup a snap
- Bright LED display for easy, menu-driven programming
- Versatile output channel selector lets you choose the exact number of channels you need
- Clear operation instructions printed on back of unit for ease of use
- 16 pre-programmed chase patterns with chase speed and chase output level controls
- Input: 120V, 60Hz (15A Edison plug)
- Output: 120V, 60Hz, 1200W per channel, 2400W maximum
- Built-in mounting bracket
- Housed in rugged metal protective chassis

D4DMX

Description	Cat. No.
D4DMX with 5-Pin DMX, 120V	D4DMX-MD5
D4DMX with 3-Pin DMX, 120V	D4DMX-MD3



D4DMX

SPOTLIGHT
NAFTA Compliant, Made in the USA

Leviton is the smart choice for GFCIs, Lighting Controls, Occupancy/Vacancy Sensors, Relay Control Panels, Submeters and Entertainment Lighting products that meet NAFTA (North American Free Trade Agreement) or ARRA (American Recovery and Reinvestment Act) requirements. For an up-to-date, comprehensive listing of Leviton's NAFTA or ARRA compliant products go to www.leviton.com/usa

made in USA

ND 4600

The NSI ND 4600 and ND 5000 satellite dimmer packs are both fully user addressable: allowing assignment of four of a possible one hundred twenty-eight control channels.

Features and Benefits

- 4 channel programmable satellite dimmer system
- Channel address switch
- Dual SCR circuit design
- Two outputs per channel
- NSI Micro-Plex input and through ports
- Power On LED indicator
- Control signal status indicator LEDs
- Toroidal filtering reduces audio interference and extends lamp life
- 600 Watts per channel
- 2400 Watts maximum power
- 160 micro-second rise time

ND 4600

Description	Cat. No.
ND 4600, 120V	N4600-000
ND 4600, 240V	N4600-009



N4600

DDS 5600, 6000 AND 6000+

DDS digital dimming systems combine portability with high caliber rugged performance for a variety of applications. The DDS series provides Leviton Microplex system connect technology along with 0-10VDC analog control capability, with DMX512 always an available option. The DDS products may be assigned by channel to act as dimmers or as a relay switch for on/off operation of lights or motorized devices. The DDS series of digital dimming systems are offered in a variety of capacity and power configurations to meet every individual need.

Features and Benefits

- 4 individual dimmer/relay channels
- Dual SCR circuit design
- 512 channel address capable
- External fusing for each individual channel
- User select for dimmer/relay operation
- User select for soft start operation to increase lamp life
- Internal jumpers activate 8 auto sequence control programs
- Power on LED indicator
- Control status indicator LED
- Individual channel function LEDs
- NSI 128 channel Micro-Plex (3-pin XLR)
- Optional DMX512 digital control (5-pin XLR)
- Available with either 15 or 20 amp power supply cords

DDS 5600

Features

600 Watts per Channel, 2400 Watts Maximum Power, 160 Micro-Second Rise Time, Integral Hanging Bracket

Description	Cat. No.
DDS 5600, 15A Power Supply Cord, 120V	N5600-000
DDS 5600, DMX Installed, 15A Power Supply Cord, 120V	N5600-D00
DDS 5600, 20A Power Supply Cord, 120V	N5600-020
DDS 5600, DMX Installed, 20A Power Supply Cord, 120V	N5600-D20
DDS 5600, 15A Power Supply Cord, 240V	N5600-009
DDS 5600, DMX Installed, 15A Power Supply Cord, 240V	N5600-D09

Continued on next page



N5600

DIMMING | Satellite Dimmer Packs

Continued from previous page

Satellite Dimmer Packs

DDS 6000 and DDS 6000+

Features

DDS 6000: 1200 Watts per Channel, 2400 Watts Maximum Power, 400 Micro-Second Rise Time
DDS 6000+: 1200 Watts per Channel, 4800 Watts Maximum Power, 2 Power Supply Cords, 400 Micro-Second Rise Time, Optional Screw Terminal Outputs

Description	Cat. No.
DDS 6000, 15A Power Supply Cord, 120V	N6000-000
DDS 6000, DMX Installed, 15A Power Supply Cord, 120V	N6000-D00
DDS 6000, 20A Power Supply Cord, 120V	N6000-020
DDS 6000, DMX Installed, 20A Power Supply Cord, 120V	N6000-D20
DDS 6000, 15A Power Supply Cord, 120V	N6000-009
DDS 6000, DMX Installed, 15A Power Supply Cord, 240V	N6000-D09
DDS 6000+, Dual 15A Power Supply Cords, 120V	N600P-000
DDS 6000+, DMX Installed, Dual 15A Power Supply Cords, 120V	N600P-D00
DDS 6000+, Dual 20A Power Supply Cords, 120V	N600P-020
DDS 6000+, Knockout, 120V	N600P-02K
DDS 6000+, DMX Installed, Dual 20A Power Supply Cords, 120V	N600P-D20
DDS 6000+, DMX Installed, Knockout, 120V	N600P-D2K
DDS 6000+, Dual 15A Power Supply Cords, 240V	N600P-009
DDS 6000+, Knockout, 240V	N600P-0K9
DDS 6000+, DMX Installed, 240V	N600P-D09
DDS 6000+, DMX Installed, Knockout, 240V	N600P-DK9



N6000 (others similar)

Related Products
Combine Entertainment Lighting with Architectural Lighting Controls for smart lighting control solutions **(see pages L-27 to L-54 in the Lighting & Fan Speed Controls section).**

Rack Mount Dimmers

NRD 8000

Features and Benefits

- 8 channel programmable satellite dimmer system
- 120/240 volt single-phase power operation
- Dual SCR circuit design
- Individual channel circuit breaker protection
- NSI Micro-Plex input and through jacks
- Automatic lamp test function
- Status indicator LEDs
- Toroidal filtering reduces audio interference and extends lamp life
- 19" rack mountable chassis

Unit	Number Dimmers	Max Load per Dimmer	Max Load per Pack	1-Phase Max Feed	3-Phase Max Feed	Non-Dim Mode	Rise Time (µs)	Standard Control	Optional Control
DS 8/12	8	1200W	9600W	40A	—	Yes	350	DMX, MPX, LN1, 0-10Vdc	—
DS 8/24	8	2400W	19,200W	80A	—	Yes	350	DMX, MPX, LN1, 0-10Vdc	—
DS 12/12	12	1200W	14,400W	60A	40A	Yes	350	DMX, MPX, LN1, 0-10Vdc	—
DS 12/24	12	2400W	28,800W	120A	80A	Yes	350	DMX, MPX, LN1, 0-10Vdc	—

NRD 8000

Features

1200 Watts per Channel, 9600 Watts Maximum Power, 400 Micro-Second Rise Time

Description	Cat. No.
NRD 8000, (8) Channel, Edison, Output, 120V	N8000-0E0
NRD 8000, (8) Channel, Knockout Panel, 120V	N8000-0K0
NRD 8000, (8) Channel, Edison, Output, 230V	N8000-0E9
NRD 8000, (8) Channel, Knockout Panel, 230V	N8000-0K9



N8000

SPOTLIGHT

NAFTA Compliant, Made in the USA

Leviton is the smart choice for GFCIs, Lighting Controls, Occupancy/Vacancy Sensors, Relay Control Panels, Submeters and Entertainment Lighting products that meet NAFTA (North American Free Trade Agreement) or ARRA (American Recovery and Reinvestment Act) requirements. For an up-to-date, comprehensive listing of Leviton's NAFTA or ARRA compliant products go to www.leviton.com/usa

made in USA

DS Modular Dimmers

Leviton's DS digital dimmer systems combine convenient mobility with a rugged design and high caliber performance for a variety of lighting application demands. The DS dimmers include a sixteen character liquid crystal display and front panel keypad for intuitive access to features like presets with time fades, soft patch of DMX and Leviton's Micro-Plex control signals, 0-10VDC analog input control, and module temperature data. LEDs on the front panel also provide status on a host of functions like dimmer control level, active power sources, active DMX512 and NSI Micro-Plex control signals, and temperature conditions. A DMX512 termination switch is provided on the front panel. All of these performance features, combined with the highest power density on the market, makes this dimmer an unbeatable value.

Features and Benefits

- Fully modular design
- Dimmer and control modules are easily serviced using removable front panel while dimmer remains in rack
- 8 & 12 channel versions
- 1200 kW & 2400 kW per channel versions
- 16 character X 2 line backlit liquid crystal display
- 20 button function keypad
- Non-volatile EEPROM preset and softpatch storage
- Softpatch capable
- Programmable time fade presets
- Programmable bump buttons
- Front panel accessible DMX512 termination switch
- Magnetic circuit breakers
- Voltage regulation
- DMX512 control Input (5 pin XLR)
- NSI Micro-Plex control input (3 pin XLR)
- NSI Luma-Net® architectural control input
- 0-10VDC analog control inputs
- 120V input power— single phase & three phase available
- 15V RMS preheat range
- Full on test/focus
- Over voltage and over temperature protection
- Valid DMX signal indicator
- Valid NSI Micro-Plex signal indicator
- Line power indicator LEDs
- Temperature status LED
- 350 micro-second rise time

DS 8-12

Features

(8) 1200 Watt Dimmer Relay Channels, 9,600 Watts Maximum Power Capability, Single Phase Power Operation, 2 pole 40 Amps Input Feed

Description	Cat. No.
Edison 5-20R Outputs	NDS08-1E0
Knockout Panel	NDS08-1K0
Stage Pin Panel	NDS08-1S0



NDS08

DS 12-12

Features

(12) 1200 Watt Dimmer Relay Channels, 14,400 Watts Maximum Power Capability, Single Three Phase Power Operation, 2 pole 60 Amps / 3 pole 40 Amps Input Feed

Description	Cat. No.
Edison 5-20R Outputs	NDS12-1E0
Knockout Panel	NDS12-1K0
Stage Pin Panel	NDS12-1S0



NDS12

DS 8-24

Features

(8) 2400 Watt Dimmer Relay Channels, 19,200 Watts Maximum Power Capability, Single Phase Power Operation, 2 pole 80 Amps Input Feed

Description	Cat. No.
Edison 5-20R Outputs	NDS08-2E0
Knockout Panel	NDS08-2K0
Stage Pin Panel	NDS08-2S0



NDS08

DS 12-24

Features

(12) 2400 Watt Dimmer Relay Channels, 28,800 Watts Maximum Power Capability, Single Three Phase Power Operation, 2 pole 120 Amps / 3 Pole 80 Amps Input Feed

Description	Cat. No.
Knockout Panel	NDS12-2K0
Stage Pin Panel	NDS12-2S0
Edison 5-20R Outputs	NDS12-2E0



NDS12

Related Products
Combine Entertainment Lighting with Architectural Lighting Controls for smart lighting control solutions **(see pages L-27 to L-54 in the Lighting & Fan Speed Controls section).**

High Density Dimming

iSeries™

The Leviton iSeries™ line of dimmer products is a cost effective line with the same robust mechanical design approach as the standard iSeries™. The series features racks that accommodate from 24 to 96 individual dimmers. The Leviton i48 Quad features double the dimming capacity (48 dimmers) as the i24 in the same basic cabinet.

Features and Benefits

- All rack configuration data is stored in rack electronics
- Hot-swappable modules require no programming
- Stores 100 timed backup looks; 12 looks for house or stage
- Optional hand held terminal provides feedback and control at each rack or remotely
- Optional redundant control module provides seamless backup for each rack

24, 96 and 48 Circuit Racks



iSeries™ Comparison Chart

	iSeries™ QUAD	iSeries e™
No. Modules	12	12, 24 or 48
No. Circuits	4 per module, 48 per cabinet	Up to 96
Mounting	Wall mountable mountable; others free standing	12-module cabinet is wall
Load Types	*Supported by built-in profiles:* • Incandescent • Magnetic Low Voltage • 2-Wire Fluorescent - Advance Mark 10® and Lutron Tu-Wire®* • 3-Wire Fluorescent - Hi-Lume® and Eco-10™* • Solid State Low Voltage	*Supported by built-in profiles:* • Incandescent • Magnetic Low Voltage • 2-Wire Fluorescent - Advance Mark 10 and Lutron Tu-Wire®* • 3-Wire Fluorescent - Hi-Lume® and Eco-10™* • Solid State Low Voltage
Voltage Rating	US & International	US & International
Voltage	+/- 1 Voltage Regulation	+/- 1 Voltage Regulation
Wattage Ratings	1.8 to 2.4kW (4.0kW International)	1.8 to 10kW
Reporting	• Overtemp Warning • Overtemp Shutdown • Phase Voltage Anomaly • Data Signal Anomaly	• Overtemp Warning • Overtemp Shutdown • Phase Voltage Anomaly • Data Signal Anomaly
Additional Features	• Remote Programming and Status Reporting	• Remote Programming and Status Reporting
Interfaces	• DMX • Luma-Net • Analog	• DMX • Luma-Net

*Mark 10® is a registered trademark of Advance Transformer Company.
Eco-10™ is a trademark and Tu-Wire® and Hi-lume® are registered trademarks of Lutron Electronics, Inc.

Related Products
Combine Entertainment Lighting with Architectural Lighting Controls for smart lighting control solutions **(see pages L-27 to L-54 in the Lighting & Fan Speed Controls section).**

LEVITON

DIMMING | High Density Dimming

Continued from previous page

iSeries™ High Density Dimming Racks

iSeries™ 24e Rack*	
Description	**Cat. No.**
24 Module iSeries e™ Dimmer Rack, Standard Configuration	IER24-130
24 Module iSeries e™ Dimmer Rack, 230V, Dual 2.5kW, Sequential or Phase Balanced	IER24-430
24 Module iSeries e™ 230V i48e Dimmer Configured for Dual 5kw Dimmer Modules	IER24-43B

iSeries™ Quad Rack*	
Description	**Cat. No.**
48 Rack, 120V, Quad 1.8/2.4kW, Sequential/Phase Balanced	IEQ48-130
48 Rack, 230V, Quad 4.0kW, Sequential/Phase Balanced	IEQ48-230



IER48

iSeries™ 48e Rack*	
Description	**Cat. No.**
48 Module iSeries e™ Dimmer Rack, 120V, Standard Configuration	IER48-130
48 Module iSeries e™ Dimmer Rack, 230V, Dual 2.5kW, Sequential/Phase Balanced	IER48-430
48 Module iSeries e™ Dimmer Rack, 230V, Configured for Dual 5kw Dimmer Modules	IER48-43B

iSeries™ 96e Rack*	
Description	**Cat. No.**
96 Module iSeries e™ Dimmer Rack, 120V, Standard Configuration	IER96-130
96 Module iSeries e™ Dimmer Rack, 230V, Dual 2.5kW, Sequential/Phase Balanced	IER96-430

*Consult factory for additional configurations.
Sequential option available



IER96

iSeries™ Dimmer Modules

Features and Benefits

- Contain 2 discrete dimmed circuits (i48 Quad has 4 circuits)
- Floating load and line connectors for smooth insertion and removal of module and integrity of all power and control contacts
- Built-in panic function for each dimmer
- Power regulation provides smooth, consistent power output despite fluctuations in power input
- LED on face offers immediate, local feedback at the rack
- Individual module over-temp warning and shutdown feature (iSeries™ module only)
- Failure of single module will not affect rack operations
- Ultra-smooth dimming (in 4000 steps)
- Optically isolated control signal to 4000 volts
- Available in U.S. and international voltages

iSeries e™ Dimmer Module

Description	Cat. No.
2.4kW Single Dimmer Module, 120V	IED18-120
6.0kW Single Dimmer Module, 120V	IED13-150
1.8kW Dual Dimmer Module, 120V	IED23-115
2.4kW Dual Dimmer Module, 120V	IED23-120
5.0kW Single Dimmer Module, 230V	IED15-220
2.5kW Dual Dimmer Module, 230V	IED23-210
5.0kW Dual Dimmer Module, 230V	IED23-220



IED1x/IED2x

iSeries™ Quad Dimmer Module

Description	Cat. No.
1.8kW, Quad Dimmer Module, 120V	IED43-115
2.4kW, Quad Dimmer Module, 120V	IED43-120
15A Constant Module, 120V	IEC40-115
20A Constant Module, 120V	IEC40-120
4.0kW, Quad Dimmer Module, 230V	IEC43-215



IED4x/IEC4x

Related Products
Combine Entertainment Lighting with Architectural Lighting Controls for smart lighting control solutions **(see pages L-27 to L-54 in the Lighting & Fan Speed Controls section).**

LEVITON

iSeries™ High Density Dimming Control Modules

Features and Benefits

- Provide seamless backup for each rack plus control signal mapping

iSeries e™/Quad Control Module

Description	Cat. No.
iSeries™ i48E/96E Quad Control Module	CTP-4-0311E
iSeries™ i24 Quad Control Module	CTP-4-0313E



CTP -4-0311E

iSeries™ Handheld Terminals

Features and Benefits

- For remote monitoring and programming of dimmer operating parameters

iSeries e™/Quad Handheld Terminal

Description	Cat. No.
iSeries e™/Quad Hand Held Terminal (HHT)	TAHHR-0IE

*Consult factory for additional configurations.
Sequential option available



TAHHR-0IE

Related Products
Combine Entertainment Lighting with Architectural Lighting Controls for smart lighting control solutions **(see pages L-27 to L-54 in the Lighting & Fan Speed Controls section).**

2408 CD

The 2408 CD avoids the limitations of traditional dimming packs, offering a simple solution to both architectural and entertainment lighting needs. The 2408 CD is the height of versatility, providing Microplex, DMX512 and 0-10 Volt analog inputs, as well as Luma-Net® control capability. Its robust, conservative design means this dimmer is built to provide years of dependable service.

Features and Benefits

- 8 Individual dimmer/relay channels
- 2,400 Watts per channel, 19,200 Watts maximum
- Dual SCR circuit design
- Toroidal filtering reduces audio interference and extends lamp life
- Microprocessor controlled
- 8 fully magnetic circuit breakers
- 120/240 Volt operation
- 512 channel address capable
- Channel address select switch
- Extruded aluminum passive heat dispersion
- NSI Micro-Plex, DMX512 and 0-10 Volt analog inputs
- Luma-Net® architectural control capable
- Pressure screw terminals for hardwire inputs/iutputs
- Compatible with 0-10V and Mark 10 ballasts
- 400 micro-second rise time
- Single phase power
- 2 pole 80 Amps
- 2404 CD 4-channel model also available
- 2408 CR relay model also available
- 0-10V control input
- Mark 10 ballast compatible with special software (contact Tech Support for details)

2408 CD

Description	Cat. No.
2408 CD with (8) Channels	N2408-CD0
2408 CD with (8) Channels	N2408-CD9
2408 CR with (8) Channels	N2408-CR0
2408 CR with (8) Channels	N2408-CR9
2404 CD with (4) Channels	N2404-CD0



N2408-CD0

SPOTLIGHT

NAFTA Compliant, Made in the USA

Leviton is the smart choice for GFCIs, Lighting Controls, Occupancy/Vacancy Sensors, Relay Control Panels, Submeters and Entertainment Lighting products that meet NAFTA (North American Free Trade Agreement) or ARRA (American Recovery and Reinvestment Act) requirements. For an up-to-date, comprehensive listing of Leviton's NAFTA or ARRA compliant products go to www.leviton.com/usa

made in USA

Power Extenders

Leviton power extenders allow higher and different types of loads to be controlled by dimmers and architectural dimming systems than would otherwise be possible. A variety of models are available for all types of lighting loads.

Power Extender (Exploded View)



Features and Benefits

- Emulate characteristics of connected dimmers in terms of dimming range and resolution
- Available low-end trim for setting minimum brightness level
- Most models can be surface- or flush-mounted
- UL Listed

Note: dimensions in parenthesis are millimeters; all other dimensions are inches.

Standard Power Extenders

Description	Cat. No.	Rating	Color
Extends dimming zone capacity for incandescent, magnetic low-voltage, halogen, or neon/cold cathode lighting	PE100-10W	Input Voltage: 120V 50/60Hz* Load Rating: 1920W/VA Dimmer Input: 120V 50/60Hz	White
Extends dimming zone capacity for Mark 10® Powerline™, Hi-lume®, Lutron Tu-Wire® or equivalent dimmable fluorescent ballasts	PE200-10W	Input Voltage: 120V 50/60Hz* Load Rating: 1920VA Dimmer Input: 120V 50/60Hz	White
Extends dimming zone capacity for Mark 10® Powerline™, Hi-lume®, Lutron Tu-Wire® or equivalent dimmable fluorescent ballasts	PE200-70W	Input Voltage: 277V 50/60Hz* Load Rating: 3000VA Dimmer Input: 120V 50/60Hz	White
Extends dimming zone capacity for Mark 7™ 0-10V, Lutron 0-10V, OSRAM Sylvania Quicktronic® Helios™ or equivalent ballasts	PE300-D0W	Input Voltage: 120-277V AC 60Hz* Load Rating: 20A-2400VA@ 120V AC, 5500VA @ 277V AC Power Consumption: 6W @ 120V AC, 18W @ 277V AC Output Ballast Control: 0-10VDC Dimmer Input: 120V 60Hz	Metallic Silver
Extends dimming zone capacity for electronic low voltage or incandescent lighting	PE400-10W	Input Voltage: 120V AC 50/60Hz* Load Rating: 1000W/VA Dimmer Input: 120V 60Hz	White
Extends dimming zone capacity for Mark 7®, OSRAM Sylvania Quicktronic® Helios™ or equivalent to 0-10VDC electronic ballast	PEAU7-M1W	Input Voltage: 120-230V AC 50/60Hz* Load Rating: 1920W/VA @ 120V AC, 2300W/VA @230V AC Dimmer Input: 120V 50/60Hz	White

*Load output power is phase independent of control device



PE100/200/400/AUX/AU7



PE300-DOW

Fixtures

Leviton's enhanced optics ellipsoidal spotlight breaks through the barriers and pitfalls commonly associated with new generation ellipsoidal reflector spotlights. LEO offers exceptional performance with a highly engineered optical system resulting in increased efficiency and more light where you need it.

LEO

Features and Benefits

- 15°, 19°, 26°, 36° & 50° field angles
- Continuous body and barrel on-axis rotation (> 360°)
- Up to 750W lamp
- 115-240V
- Cosine (flat) and peak focus with all recommend lamps and beam angles
- Soft focus
- 30-second lamp replacement
- Field adjustable lenses to change field angle
- Cool grip handles for all common adjustments
- Supports popular HX series of lamps

LEO

Description	Cat. No.
LEO, 15° Beam Angle, Bare Leads	LEL15-00B
LEO, 15° Beam Angle, Stage Pin Plug, Black	LEL15-0SB
LEO, 15° Beam Angle, 5-15 Plug, Black	LEL15-0PB
LEO, 15° Beam Angle, 5-20 Plug, Black	LEL15-0TB
LEO, 19° Beam Angle, Bare Leads, Black	LEL19-00B
LEO, 19° Beam Angle, Stage Pin Plug, Black	LEL19-0SB
LEO, 19° Beam Angle, 5-15 Plug, Black	LEL19-0PB
LEO, 19° Beam Angle, 5-20 Plug, Black	LEL19-0TB
LEO, 26° Beam Angle, Bare Leads, Black	LEL26-00B
LEO, 26° Beam Angle, Stage Pin Plug, Black	LEL26-0SB
LEO, 26° Beam Angle, 5-15 Plug, Black	LEL26-0PB
LEO, 26° Beam Angle, 5-20 Plug, Black	LEL26-0TB
LEO, 36° Beam Angle, Bare Leads, Black	LEL36-00B
LEO, 36° Beam Angle, Stage Pin Plug, Black	LEL36-0SB
LEO, 36° Beam Angle, 5-15 Plug, Black	LEL36-0PB
LEO, 36° Beam Angle, 5-20 Plug, Black	LEL36-0TB
LEO, 50° Beam Angle, Bare Leads, Black	LEL50-00B
LEO, 50° Beam Angle, Stage Pin Plug, Black	LEL50-0SB
LEO, 50° Beam Angle, 5-15 Plug, Black	LEL50-0PB
LEO, 50° Beam Angle, 5-20 Plug, Black	LEL50-0TB



LELxx

SPOTLIGHT

NAFTA Compliant, Made in the USA

Leviton is the smart choice for GFCIs, Lighting Controls, Occupancy/Vacancy Sensors, Relay Control Panels, Submeters and Entertainment Lighting products that meet NAFTA (North American Free Trade Agreement) or ARRA (American Recovery and Reinvestment Act) requirements. For an up-to-date, comprehensive listing of Leviton's NAFTA or ARRA compliant products go to www.leviton.com/usa

made in USA

Fresnel

Features and Benefits

- Lightweight rugged aluminum construction
- High intensity spot with a smooth even field
- Fully insulated handles
- Smooth focus operation
- Superior ventilation system
- Available in 6" 1KW or 8" 2KW models
- Theater models have medium or pre-focus socket

Fresnel — Theater

Description	Cat. No.
6" Theater Fresnel, Bare Wire	FR1TH-50B
6" Theater Fresnel, 20A Male Stage Pin Installed	FR1TH-22B
6" Theater Fresnel, 15A Edison Plug Installed	FR1TH-42B
6" Theater Fresnel, 20A Locking Plug Installed	FR1TH-62B
8" Theater Fresnel, Bare Wire	FR2TH-50B
8" Theater Fresnel, 20A Male Stage Pin Installed	FR2TH-22B
8" Theater Fresnel, 15A Edison Plug Installed	FR2TH-42B
8" Theater Fresnel, 20A Locking Plug Installed	FR2TH-62B



FR1TH/FR2TH

Related Products
Combine Entertainment Lighting with Architectural Lighting Controls for smart lighting control solutions **(see pages L-27 to L-54 in the Lighting & Fan Speed Controls section).**

PAR Cans

Features and Benefits

- Available in PAR 38, 56 & 64 models
- Rigid, rolled edge frame for extra strength
- Solid steel clutch mechanism on PAR 56 and 64
- Includes color frame at no extra cost
- Black, white and chrome finishes available

PAR Cans

Description	Cat. No.
PAR 38 Fixture with 3ft Cable, Black	PAR38-0BL
PAR 38 Fixture with 3ft Cable, Polished Chrome	PAR38-0CR
PAR 56 Fixture with 3ft Cable. Black	PAR56-0BL
PAR 56 Fixture with 3ft Cable, Polished Chrome	PAR56-0CR
PAR 56 Fixture with 3ft Cable, White	PAR56-0WH
PAR 64 Fixture with 3 ft Cable, Black	PAR64-0BL
PAR 64 Fixture with 3 ft Cable, Polished Chrome	PAR64-0CR
PAR 64 Fixture with 3ft Cable, White	PAR64-0WH


PAR38-0CR


PAR56-0BL


PAR64-0WH

Multi-Lens PAR

Leviton's multi-lens PAR fixture offers the economies of a PAR style fixture with the flexibility of multiple lenses to achieve different field angles achieve different field angles. Supporting the same 575W & 750W lamps as our LEO Ellipsoidal allows you to consolidate your lamp inventory. Four lenses are offered with each fixture to achieve very narrow, narrow spot and medium and wide flood field angles. Tool free entry for lamp replacement and lens changes, cool-touch lens rotating ring, and rugged die-cast construction make this fixture an excellent complement to any inventory.

Features and Benefits

- Rugged die-cast aluminum construction
- Tool free access to reflector, lens and lamp replacement
- Thermally insulated knobs
- Gel frame retainer clip
- Four lenses provided
- Very narrow spot (round beam)
- Narrow spot (round Beam)
- Medium flood (oval beam)
- Wide flood (oval beam)
- Insulated lens rotating ring
- 36" high temperature lead
- Removable two-slot accessory holder with self-closing, self-locking latch for safety
- Parabolic reflector made of high-grade aluminum, polished to a mirror finish

Multi-Lens PAR

Description	Cat. No.
Multi-Lens PAR Fixture 15A 5-15 PBG Plug, Black	PARML-0PB
Multi-Lens PAR Fixture 15A 5-15 PBG Plug, White	PARML-0PW
Multi-Lens PAR Fixture Stage Pin Plug, Black	PARML-0SB
Multi-Lens PAR Fixture Stage Pin Plug, White	PARML-0SW
Multi-Lens PAR Fixture Locking L5-15 Plug, Black	PARML-0TB
Multi-Lens PAR Fixture Locking L5-15 Plug, White	PARML-0TW


PARML

Set Lights

The compact size of these instruments makes them ideal for mounting in tight places. A one-piece reflector — either symmetrical or asymmetrical — is designed to illuminate large surfaces such as cycs, backings and charts, and is ideal for location or small-studio requirements. Integral barndoor provides for shaping and sharp cutoffs.

Features and Benefits

- Compact light producing asymmetric pattern
- Used for small cycs, backdrops, charts, etc.
- One piece high-efficiency reflector for high output
- Barn doors provide sharp cutoff

Set Lights

Description	Cat. No.
Set Light with Bare Wire	000SL-50B
Set Light with Stage Pin	000SL-22B
Set Light with Edison	000SL-42B
Set Light with Locking Receptacle	000SL-62B



000SL

Cyc Strip

Cyc Strip is a portable and efficient way to light cycloramas or large drops. The unit accepts 500, 750 or 1000 watt lamps. It mounts in any position with trunnion or yoke and is wired for one through four color circuits.

Features and Benefits

- 1-9 light models, 1-3 ckt continuous strip producing an asymmetric pattern
- Use when near-cyc illumination is required
- One-piece high output reflector
- Wide variety of support lamps

Cyc Strip

Description	Cat. No.
1 Cell, 1 Circuit, with Feed Thru	CS1C1-50B
1 Cell, 1 Circuit, with 2-3' Cords Terminated with Stage Pin	CS1C1-22B
1 Cell, 1 Circuit, with 2-3' Cords Terminated with Edison	CS1C1-42B
1 Cell, 1 Circuit, with 2-3' Cords Terminated with Locking Receptacle	CS1C1-62B
2 Cell, 1 Circuit, with Bare Leads	CS2C1-50B
2 Cell, 1 Circuit, with 2-3' Cords Terminated with Stage Pin	CS2C1-22B
2 Cell, 1 Circuit, with 2-3' Cords Terminated with Edison	CS2C1-42B
2 Cell, 1 Circuit, with 2-3' Cords Terminated with Locking Receptacle	CS2C1-62B
2 Cell, 2 Circuit, with Feed Thru and Bare Leads	CS2C2-50B
2 Cell, 2 Circuit, with 4-3' Cords Terminated with Stage Pin	CS2C2-22B
2 Cell, 2 Circuit, with 4-3' Cords Terminated with Edison	CS2C2-42B
2 Cell, 2 Circuit, with 4-3' Cords Terminated with Locking Receptacle	CS2C2-62B

Continued on next page



CS2C2

Continued from previous page

Cyc Strip	
Description	**Cat. No.**
3 Cell, 3 Circuit, with Feed Thru and Bare Leads	CS3C3-50B
3 Cell, 3 Circuit, with 6-3' Cords Terminated with Stage Pin	CS3C3-22B
3 Cell, 3 Circuit, with 6-3' Cords Terminated with Edison	CS3C3-42B
3 Cell, 3 Circuit, with 6-3' Cords Terminated with Locking Receptacle	CS3C3-62B
4 Cell, 4 Circuit, with Feed Thru and Bare Leads	CS4C4-50B
4 Cell, 4 Circuit, with 6-3' Cords Terminated with Stage Pin	CS4C4-22B
4 Cell, 4 Circuit, with 6-3' Cords Terminated with Edison	CS4C4-42B
4 Cell, 4 Circuit, with 6-3' Cords Terminated with Locking Receptacle	CS4C4-62B
6 Cell, 3 Circuit, with Feed Thru and Bare Leads	CS6C3-50B
6 Cell, 3 Circuit, with 6-3' Cords Terminated with Stage Pin	CS6C3-22B
6 Cell, 3 Circuit, with 6-3' Cords Terminated with Edison	CS6C3-42B
6 Cell, 3 Circuit, with 6-3' Cords Terminated with Locking Receptacle	CS6C3-62B
8 Cell, 4 Circuit, with Bare Leads	CS8C4-50B
9 Cell, 3 Circuit, with Feed Thru and Bare Leads	CS9C3-50B

Far Cyc

Ideal for uniform, energy-efficient lighting of large cycloramas, Far Cyc lights will uniformly illuminate 40 vertical feet of cyc on 12' centers 10' from cyc. Color frame design permits uniform radiation over color media. Uneven fading is eliminated and color effects filter life is increased by 50 percent. 1kW, 1.5kW and 2kW lamps are available for maximum versatility.

Features and Benefits

- The premium incandescent cyc light
- Uniformly illuminates 40 vertical feet on 10-12 ft. centers
- 1K-2K lamps available
- Designed for 20A circuits with pass-thru
- 1, 2, 3 or 4 circuit models



3FCxx

Far Cyc	
Description	**Cat. No.**
1 Cell, with "C" Clamp, Bare Ends, 120V	1FC1V-50B
1 Cell, with "C" Clamp, Stage Pin Connector, 120V	1FC1V-22B
1 Cell, with "C" Clamp, 5-15P Connector, 120V	1FC1V-42B
1 Cell, with "C" Clamp, Locking Receptacle (L5-20P) Connector, 120V	1FC1V-62B
1 Cell, with "C" Clamp, Bare Ends, 220V	1FC2V-50B
2 Cell, with "C" Clamp, Bare Ends, 120V	2FC1V-50B
2 Cell, with "C" Clamp, Stage Pin Connector, 120V	2FC1V-22B
2 Cell, with "C" Clamp, 5-15P Connector, 120V	2FC1V-42B
2 Cell, with "C" Clamp, Locking Receptacle (L5-20P) Connector, 120V	2FC1V-62B
2 Cell, with "C" Clamp, Bare Ends, 220V	2FC2V-50B
3 Cell, with "C" Clamp, Bare Ends, 120V	3FC1V-50B
3 Cell, with "C" Clamp, Stage Pin Connector, 120V	3FC1V-22B
3 Cell, with "C" Clamp, 5-15P Connector, 120V	3FC1V-42B
3 Cell, with "C" Clamp, Locking Receptacle (L5-20P) Connector, 120V	3FC1V-62B
3 Cell, with "C" Clamp, Bare Ends, 220V	3FC2V-50B
4 Cell, with "C" Clamp, Bare Ends, 120V	4FC1V-50B
4 Cell, with "C" Clamp, Stage Pin Connector, 120V	4FC1V-22B
4 Cell, with "C" Clamp, 5-15P Connector, 120V	4FC1V-42B
4 Cell, with "C" Clamp, Locking Receptacle (L5-20P) Connector, 120V	4FC1V-62B
4 Cell, with "C" Clamp, Locking Receptacle (L5-20P) Connector, 220V	4FC2V-50B

LED Fixtures

Leviton's LED fixtures offer all the benefits of emerging LED technology: energy efficiency, low operating temperatures, lightweight equipment and bright, bold lighting. LED fixtures provide entertainment venues value and quality through the technology's energy saving capabilities, low maintenance needs and ability to craft vivid, imaginative scenes onstage.

LED Pro Color Cannon

Features and Benefits

- Customizable unit that supports broad field angles with a variety of application-specific, programmable configurations
- Excels at both wash and accent lighting
- (36) 3W LEDS
- Four LED Packages:
  - — RGB - Red, Green, Blue
  - — WWA - White, White, Amber
  - — TRGB - Tri-Color Red, Green, Blue
  - — TWWA - Tri-Color White, White, Amber
- 15°, 30° and 60° field angles
- Multiple DMX operating modes and control options
- Internal programs including Macros, Flash, Fade and Flash Scroll, Chase Effect, and Sound Chase, Flash and Sensor

LED Pro Color Cannon

Description	Cat. No.
RGB LED, 15°	LC115-0Px
TRGB LED, 15°	LC415-0Px
WWA LED, 15°	LC615-0Px
TWWA LED, 15°	LC715-0Px
RGB LED, 30°	LC130-0Px
TRGB LED, 30°	LC430-0Px
WWA LED, 30°	LC630-0Px
TWWA LED, 30°	LC730-0Px
RGB LED, 60°	LC160-0Px
TRGB LED, 60°	LC460-0Px
WWA LED, 60°	LC660-0Px
TWWA LED, 60°	LC760-0Px
Four Way Barn Door, Black	LC4BD-00B
Four Way Barn Door, White	LC4BD-00W
Gel Frame Holder, Black	LC0GF-00B
Gel Frame Holder, White	LC0GF-00W

Note: Replace x with (W) White or (B) Black



LCxxx

LED N-E Color Throw

Features and Benefits

- Ultra-compact unit delivers saturated colors
- Ideal for truss warming and other mid-field angle applications
- (12) 3W LEDS
- TRGB — Tri-Color Red, Green, Blue; TWWA — Tri-Color White, White, Amber
- 25° field angle
- Multiple DMX Operating Modes
- Internal programs including Flash, Fade and Flash Scroll, Chase Effect and Chase Speed

N-E Color Throw

Description	Cat. No.
3W Tri-Colored RGB LED, 25, 5-15 Plug, Black Finish	LW425-0PB



LW425-0PB

LED Color Pro Strip

Features and Benefits

- Wash lighting perfect for near-wall and other wash applications
- Mount strips end-to-end for continuous washes
- (264) 10mm LEDS
- RGB — Red, Green, Blue
- 35° field angle
- Multiple DMX operating modes and control options
- Internal programs including Macros, Flash, Fade and Flash Scroll, Chase Effect, and Sound Chase, Flash and Sensor

Color Pro Strip

Description	Cat. No.
3W RGB LED, 35°, 5-15 Plug, Black Finish	LW135-0PB



LW135-0PB

Related Products
Combine Entertainment Lighting with Architectural Lighting Controls for smart lighting control solutions **(see pages L-27 to L-54 in the Lighting & Fan Speed Controls section).**

LED Arc Flood

Features and Benefits

- Use indoor or outdoor for vibrant color washes and accents
- Wide area coverage
- (48) 1W LEDS
- 15°, 30° and 130° field angles
- Three LED Packages:
  - — RGB - Red, Green, Blue
  - — WWA - White, White, Amber
  - — WWW - White, White, White
- Multiple DMX operating modes and control options

Arc Flood

Description	Cat. No.
1W RGB LED, 15°	LF115-0PA
1W WWW LED, 15°	LF515-0PA
1W WWA LED, 15°	LF615-0PA
1W RGB LED, 30°	LF130-0PA
1W WWW LED, 30°	LF530-0PA
1W WWA LED, 30°	LF630-0PA
1W RGB LED, 130°	LF1C3-0PA
1W WWW LED, 130°	LF5C3-0PA
1W WWA LED, 130°	LF6C3-0PA



LFxxx

LED Arc 90

Features and Benefits

- With 90 3W LEDs, Arc 90 is extremely powerful for both indoor and outdoor applications
- Capable of pastel shades or pure white color washing
- (90) 3W LEDS
- 15°, 30° and 130° field angles
- Master/slave operating mode and multiple control options
- Three LED Packages:
  - — RGB - Red, Green, Blue;
  - — RGBA – Red, Green, Blue, Amber;
  - — WWA - White, White, Amber
- Internal programs including Macros, Color Snap, Pre-Program Mode and Chase Mode

Arc 90

Description	Cat. No.
3W RGB LED, 15°	LA215-0Px
3W RGBA LED, 15°	LA315-0Px
3W WWA LED, 15°	LA615-0Px
3W RGB LED, 30°	LA230-0Px
3W RGBA LED, 30°	LA330-0Px
3W WWA LED, 30°	LA630-0Px
3W RGB LED, 130°	LA2C3-0Px
3W RGBA LED, 130°	LA3C3-0Px
3W WWA LED, 130°	LA6C3-0Px

Note: Replace x with (W) White or (B) Black



LAxxx

LED Accessories

Description	Cat. No.
C-Clamp	TA0CC-000
Safety Cable	TA0SC-000

Entertainment Packaged Systems

Leviton's complete lighting systems provide everything you need to bring your performance to light. From the lamps to the color frames and gels, these are true turnkey systems. With several control packages, there is sure to be a system that's right for you. Need an eight-light configuration? Just add an expansion kit to your base system and you're set. It's the easy, cost-effective way to build just the system you need, when you need it.

Features and Benefits

- Easily expandable by adding more of your own dimmers and lights
- Three kits to choose from
- Color frame included at no extra cost
- Rolled edges for extra strength
- Solid steel clutch on PAR 56 Cans
- Black finish

Entertainment Packaged Systems

Description	Cat. No.
PAR56 Expansion Kit	HONEK-056
PAR38 Expansion Kit	HONEK-038
PAR56 Mini Kit	HONMK-056
PAR38 Mini Kit	HONMK-038
PAR56 Standard Kit	HONSK-056
PAR38 Standard Kit	HONSK-038

All systems include: stand, control cable, 4 color gels, 4 color frames and 4 lamps

PAR38 Standard Kit



Entertainment Packaged Systems Comparison Chart

Unit	Mini	Standard	Expansion
PAR38 or PAR56	4	4	4
3004 Console	1	—	—
3008 Console	—	1	—
D4Dmx	1	1	1

Distribution Equipment

Skyhook

The Skyhook is a unique retractable lighting support device designed specifically to support theatrical lighting instruments.

Features and Benefits

- Revolutionary hide-away retractable lighting support
- 1,000 pound load limit
- All wiring housed inside
- Discrete 4.5" x 4.5" plate is the only visible part
- ETL Listed
- Available with most receptacle types
- Optional data I/O (for example, DMX)



SHxxx (locking connectors shown, others similar)

Skyhook

Description	Cat. No.
w/(2) 20A PBG	SH000-020
w/(3) 20A PBG	SH000-030
w/(4) 20A PBG	SH000-040
w/(4) 20A Stage Pin	SH000-400
w/(4) 20A Locking Receptacles	SH000-004
w/(2) 20A PBG, (1) 5-Pin DMX Output	SHD00-020
w/(3) 20A PBG, (1) 5-Pin DMX Output, (1) 5-Pin DMX Input	SHDIS-030
w/(1) 20A PBG, (1) 5-Pin DMX Output, (2) 20A Stage Pin	SHD00-210
w/(3) 20A Locking Receptacles, (1) 5-Pin DMX Output, (1) 5-Pin DMX Input	SHDIS-003
w/(4) User Installed Receptacles	SH000-000
w/(3) User Installed Receptacles, (1) 5-Pin DMX Output	SHD00-000
w/(3) User Installed Receptacles, (1) 5-Pin DMX Output, (1) 5-Pin DMX Input	SHDIS-000
w/(2) 20A PBG, (2) User Installed Receptacles	SHXX0-020
w/(3) 20A PBG, (2) User Installed Receptacles	SHXX0-030
w/(4) 20A PBG, (2) User Installed Receptacles	SHXX0-040
w/(4) 20A Locking Receptacles, (2) User Installed Receptacles	SHXX0-004

*Consult factory for additional configurations.
Sequential option available

Distribution Equipment

Leviton's distribution equipment is designed for use in theaters, television studios and other spaces where the distribution of power to lighting circuits is required. Providing ease of installation and ease of use along with robust durability, Leviton's distribution equipment is available in standard and complete custom options for any configuration.

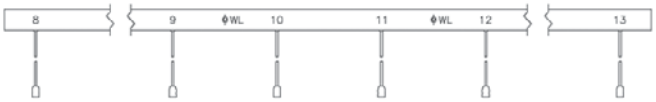

Connector Strip



Floor Pockets

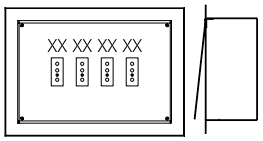

Wall Pocket (other sizes available)

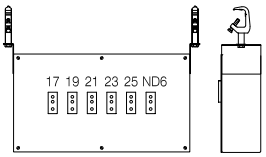

Plug Boxes (other styles available)

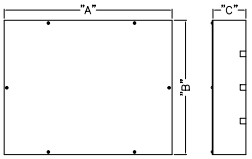

Gridiron Junction Boxes

SPOTLIGHT

NAFTA Compliant, Made in the USA

Leviton is the smart choice for GFCIs, Lighting Controls, Occupancy/Vacancy Sensors, Relay Control Panels, Submeters and Entertainment Lighting products that meet NAFTA (North American Free Trade Agreement) or ARRA (American Recovery and Reinvestment Act) requirements. For an up-to-date, comprehensive listing of Leviton's NAFTA or ARRA compliant products go to www.leviton.com/usa

made in USA

Related Products

ECT™ Stage Pin Devices

Features and Benefits

- Rugged phenolic housings
- One-piece brass blades/contacts for superior current flow
- Slit In male pin provides spring action — compensates for wear
- Made in the USA
- Intermateable and compatible with competitive pin-type products


20Amp


20Amp


60Amp


60Amp


100Amp


100Amp

See page J-43 in the Temporary Power section for detailed information on these devices

ECT™ Single Pole Cam Devices

Features and Benefits

- Santoprene insulator is shatter and crack proof
- Slit and cam male contact design compensates for wear
- Color-coded insulators for easy phase identification

See pages J-2 to J-25 in the Temporary Power section for detailed information on these devices


15 Series Taper Nose


16 Series Taper Nose


18 Series Taper Nose

NEMA Connection Devices All Black

Features and Benefits

- 15A & 20A straight blade
- 15A, 20A & 30A locking
- PowerLight™ available
- super tough nylon
- One-piece connector contacts
- Fast-threading combination screws
- Solid brass plug Bblades

See pages E-5 to E-9 in the Locking Devices section for detailed information on these items


NEMA Connection Devices All Black

NEMA Connection Devices Watertight Wetguard®

Features and Benefits

- IP67 Watertight industrial connections
- 15A & 20A straight blade
- 15A, 20A & 30A locking
- EPTR high abuse rubber
- Nickel-plated brass blades and contacts
- Watertight cord strain relief system
- Double-combo screws

See pages H-6 to H-7 in the Watertight Devices section for detailed information on these items


NEMA Connection Devices Watertight Wetguard®

RELATED PRODUCTS | Connectors, Cords, GFCIs & Power

Related Products

IEC Pin & Sleeve Connection Devices

Features and Benefits

- 20A-100A watertight & splash proof
  - — Plugs & connectors
  - — Receptacles
  - — Inlets
- 20A-100A switches
  - — Mechanical interlock
  - — Non-fused & fused
- Valox® back boxes
- Replacement components

Valox® is a registered trademark of GE.
See section G, Pin & Sleeve for detailed information on these items



IEC Pin & Sleeve Connection Device

Portable Power & GFCI Devices

GFCI Cord Sets

Features and Benefits UL OUTDOOR

- 20A 125V
- Orange LED indicator light
- Weather-resistant housing & Test/Reset buttons
- Resistant to surge, noise & corrosion
- DIN-Rail mountable GFCI receptacles also available

See pages D-14 to D-16 in the GFCIs and AFCIs section for detailed information on these cords



Portable Power & GFCI Device

Panel Mount GFCI with 16" Leads

Features and Benefits UL OUTDOOR

- 20A 125V
- Orange LED indicator light
- Weather-resistant housing & Test/Reset buttons
- Resistant to surge, noise & corrosion
- DIN-Rail mountable GFCI receptacles also available

See page D-18 in the GFCIs and AFCIs section for detailed information on panel mount GFCI



36596

Recognized Component

The BOX™ Portable Power Center

Features and Benefits UL OUTDOOR

- 6 GFCI protected 20A 125V straight blade or locking receptacles
- GFCI protected 30A 250V locking receptacle
- 50A 125/250V non-NEMA power connections
- Meets OSHA Regulation 20, Subpart K Standards

See page J-44 in the Temporary Power section for detailed information on these boxes



The BOX™ Portable Power Center

Energy Management

N

Zipline™ Lighting Retrofit Solutions N-2
- Fluorescent N-2
- LED Platinum N-4

Occupancy/Vacancy Sensing Control N-6
- Wall Switch Occupancy/Vacancy Sensors N-7
- Line Voltage Occupancy/Vacancy Sensors.. N-13
- Low Voltage Occupancy Sensors N-22
- Power Packs and Power Base Adapter N-29
- Outdoor Motion Sensors N-33
- Energy Harvesting Wireless Sensors N-35

Room Control N-36
- LevNet RF™ Energy Harvesting Wireless Solutions N-36
- Key Card Switches N-44
- miniZ™ Intelligent Daylight Management System N-45

Centralized Control N-47
- EZ-MAX® Plus Relay Control Panels N-47
- GreenMAX® Relay Control Panels N-50

Distributed Control N-57
- Sector® Digital Lighting Control System N-57

VerifEye™ Submetering Solutions N-61



Zipline™ Lighting Retrofit Solutions

Fluorescent

Engineered for commercial and institutional retrofits, Zipline™ is an industry-first linear fluorescent lighting fixture retrofit solution that cuts installation time in half by eliminating wiring errors, using fewer pieces and requiring only four connections.

Modular Retrofit System



Zipline™ vs. Traditional

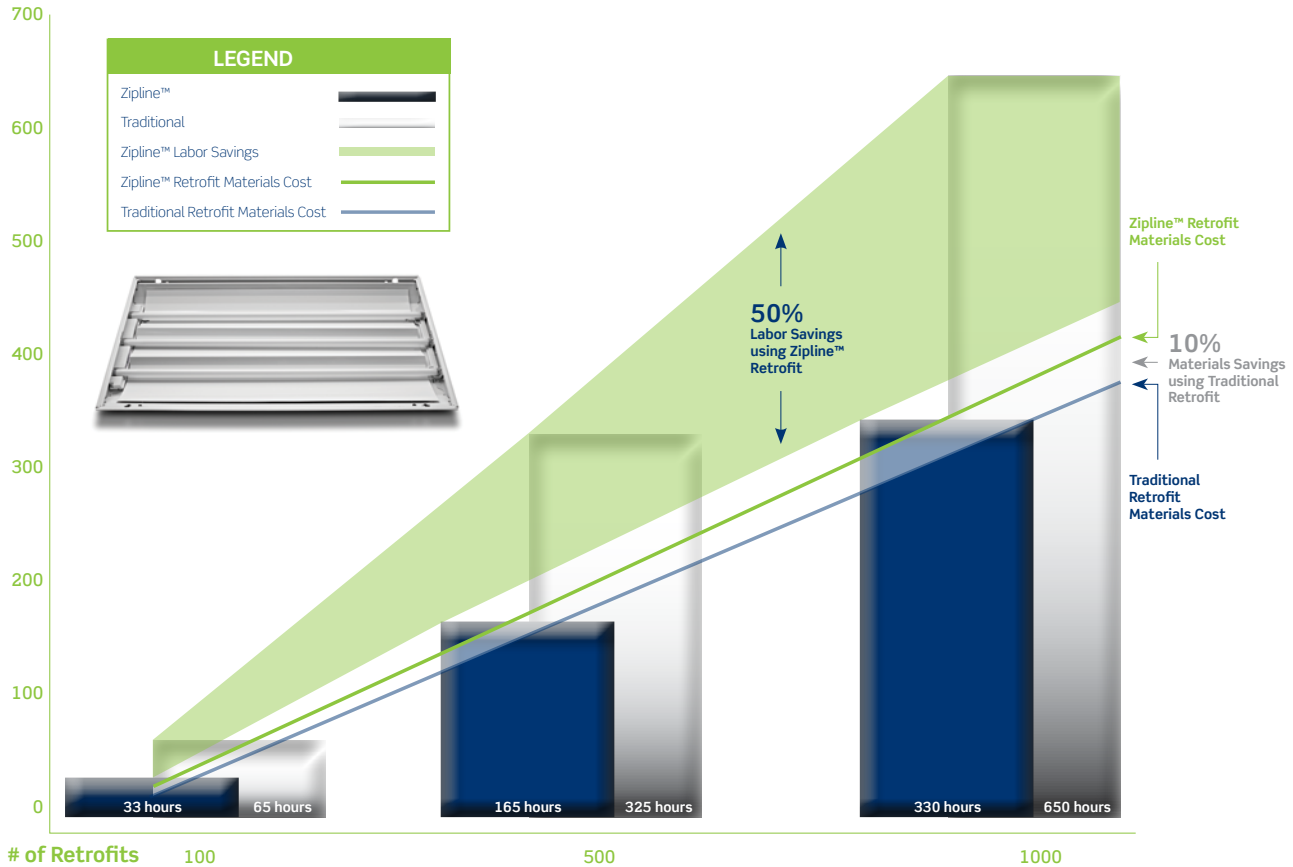

Installation estimates based on retrofit of typical lighting fixtures in a controlled environment; individual results may vary.

Visit www.leviton.com/zipline for more information

Zipline™ Modular Fluorescent Retrofit System

Features and Benefits

- Easy to install
- Fits most 2x2 and 2x4 ceiling troffers
- Available in 2- and 3-lamp configurations
- Snap in reflector available
- Available in high, normal and low ballast factors
- Backed by a limited 5-year warranty
- Integrated ballast with 10 years of proven reliability in service

Work Smarter Not Harder

Zipline™ minimizes cost while simplifying and speeding up conversion time as much as 50%. The Zipline™ linear fluorescent retrofit system utilizes an integrated ballast and lampholder unit that eliminates socket wiring. The result is a self-contained assembly unit that greatly decreases components and wiring points when retrofitting existing lighting fixtures for use with energy efficient lamps. The entire assembly — two modules — is installed using four self-tapping screws. A single push-in wire connection is provided for connection to the non-ballasted side. Supply connector is optional, or pigtail leads are provided. Zipline™ can be purchased with or without a reflector. The reflector hooks onto tabs on the Zipline™ unit — no tools required. Available in white with 91% reflectivity and enhanced aluminum with 95% reflectivity.

The Old Way

Rewiring a typical linear fluorescent fixture is labor intensive, time consuming and often complicated. A 3-lamp fixture retrofit requires 12 to 14 wiring points, plus the installation of 6 sockets, 2 metal socket bars and a metal ballast cover. The process includes:

- Removal, replacement and rewiring of ballast and lampholders
- Multiple connections, fasteners and wiring
- Potential for installation errors



The Zipline™ Way

Zipline™ is an integrated modular solution that cuts retrofit time in half — or more — by replacing 9 separate components, plus wiring, with only 2 individual components and no wiring:

- Ballast and lampholders are integrated into one unit
- Installs quickly and easily using only two screws per side



Modular Fluorescent Retrofit System

Zipline Components

Cat. No./Dash	Fixture	Ballast Factor	Packaged	Notes
360RC-003	3-Lamp	Normal	20 per carton	Includes reflector clips
360RC-013	3-Lamp	Low	20 per carton	Includes reflector clips
360RC-022	2-Lamp	High	20 per carton	Includes reflector clips
360RC-012	2-Lamp	Low	20 per carton	Includes reflector clips
360RC-002	2-Lamp	Normal	20 per carton	Includes reflector clips

Reflectors — Contractor Packs

Cat. No./Dash	Fixture	Finish	Reflectivity	Dimensions	Quantity
REFLT-402	2-Lamp	White	91%	43.75" x 17.85"	20 per carton
REFLT-412	2-Lamp	Enhanced Aluminum	95%	43.75" x 17.85"	20 per carton
REFLT-403	3-Lamp	White	91%	43.75" x 17.85"	20 per carton
REFLT-413	3-Lamp	Enhanced Aluminum	95%	43.75" x 17.85"	20 per carton
REFLT-202	2-Lamp	White	91%	19.81" x 17.85"	20 per carton
REFLT-212	2-Lamp	Enhanced Aluminum	95%	19.81" x 17.85"	20 per carton
REFLT-203	3-Lamp	White	91%	19.81" x 17.85"	20 per carton
REFLT-213	3-Lamp	Enhanced Aluminum	95%	19.81" x 17.85"	20 per carton

LED Platinum

The need to conserve energy makes it imperative for commercial institutions to upgrade outdated lighting fixtures with more efficient technology. Zipline™ delivers the fastest high performance LED lighting retrofit installation on the market with the LED Platinum solution.

This Zipline retrofit solution affords users performance qualities that rival high-efficiency fluorescent retrofit kits, while installing in just minutes in existing linear fluorescent fixtures and enhancing their appearance, service life and energy efficiency. Virtually maintenance free and providing more than 50,000 hours*, The LED Platinum complies with the Design Lighting Consortium (DLC) for efficiency standards, making it eligible for energy rebates.

Available in 2x2 and 2x4 versions, the revolutionary, Zipline™ modular design of the LED Platinum offers unmatched installation efficiency. Compact, integrated prewired drivers and lighting array holders mount into the existing fixture's housing using pressure-fit technology. The system's plug-in edge-lit light arrays simply snap into the fixture, eliminating components and wiring mishaps.

Industry-leading Platinum Series 2x4 models offer 5700 lumens at 60 watts; 2x2 models offer 3400 lumens at 37 watts. To achieve an added measure of energy efficiency, both versions are dimmable using compatible Leviton dimmers.**

LED Platinum

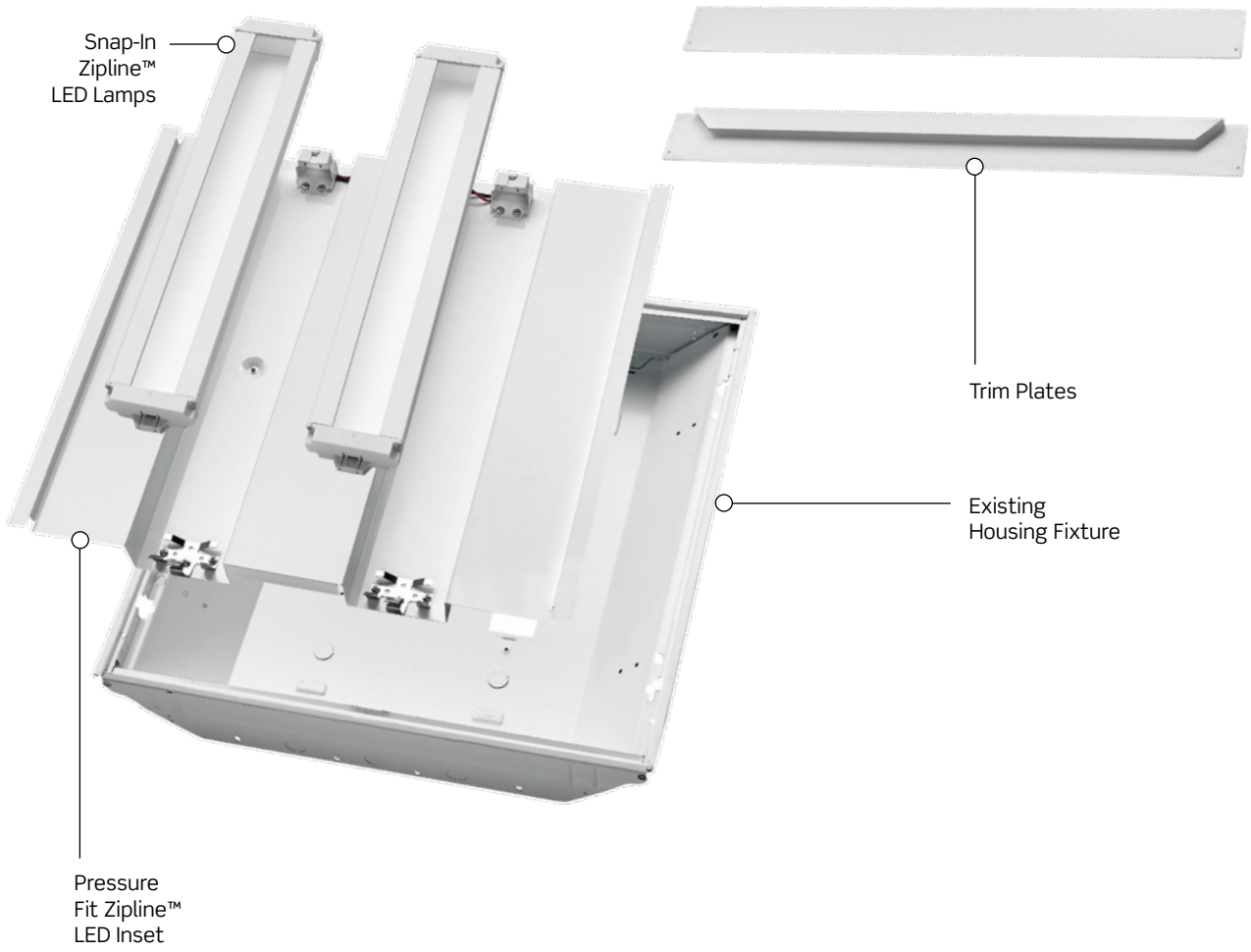

*Lamp life 50,000 hours estimate based on LM80 data.
**See Leviton.com/Zipline for a list of compatible Leviton dimmers

Zipline™ Retrofit System — LED Platinum

Features and Benefits

- Fastest lighting installation with highest lumen output
- Industry exclusive interchangeable light array and separate driver for maximum life
- User serviceable — easily replaceable/upgradeable light array for flexibility
- Quick and simple installation process — factory prewired, fits into existing 2x2 and 2x4 fixtures
- 0-10V dimmable — single source for dimmable LED solution and compatible lighting controls*
- Indirect lighting provides superior light distribution and clean appearance
- Zero maintenance with lamps rated for 50,000+ hours**
- Eligible for energy rebates — meets Design Lighting Consortium (DLC) requirements
- UL1598C Listed for LED Retrofit Kits for US and Canada (File E348062)
- 5-year limited warranty

LED The Zipline™ Way

An integrated modular solution for fast and simple LED installation:

- Prewired drivers and array holders are integrated into one unit
- Supply connections are made via a single connector
- Installs quickly and easily using pressure fit technology and plug-in LED lamp modules
- Trim plates install easily, creating a completely finished look in the fixture

LED Kit, 2x2 Assembled



LED Kit, 2x4 Assembled



LED Retrofit System

Cat. No.	Description	Color Temperature	Dimming	Voltage	Power	Luminous Flux	Luminaire Efficacy	Power Factor
370RC-002	LED Kit, 2ft, 2-Lamp	4100K	0-10V	120-277V, Voltage Sensing	37W	3400	91.5 Lumens/Watt	.995
370RC-004	LED Kit, 4ft, 2-Lamp	4100K	0-10V	120-277V, Voltage Sensing	60W	5700	94.3 Lumens/Watt	.991
370RC-012	LED Kit, 2ft, 2-Lamp	3500K	0-10V	120-277V, Voltage Sensing	37W	3400	91.5 Lumens/Watt	.995
370RC-014	LED Kit, 4ft, 2-Lamp	3500K	0-10V	120-277V, Voltage Sensing	60W	5700	94.3 Lumens/Watt	.991

*See Leviton.com/Zipline for a list of compatible Leviton dimmers.
**Lamp life 50,000 hours estimate based on LM80 data

Occupancy/Vacancy Sensing Control

Leviton offers a wide selection of occupancy and vacancy sensors for residential and commercial applications. From wall and ceiling mounted to wall switch and wireless, with passive infrared, ultrasonic or multi-technology sensing; Leviton sensors provide smart energy saving solutions for both indoor and outdoor use.

Wall-Switch Occupancy Sensor ODSIØ



Color Choices

Occupancy Sensing control devices are offered in a wide range of colors. To order colors, add suffix to Cat. No.

White (-W)	Ivory (-I)	Light Almond (-T)	Gray (-G/-GY)	Black (-E)	Red (-R)

Note: Not all models come in all colors. Color Change Kits available for specific devices. See listings for details

Definition of Occupancy, Vacancy and Motion Sensors

Type of Sensor	Definition
Occupancy	A device with which the lights/load automatically turn ON when motion is detected within an area and automatically OFF after a designated period of time passes from the point the area was vacated.
Vacancy	A device with which the lights/load must be manually turned ON but will automatically turn OFF after a designated period of time passes from the point the area was vacated.
Motion	An occupancy sensor used for exterior areas.

Decora® Residential Wall Switch Infrared Occupancy and Vacancy Sensors

The residential offering is a selection of universal sensors. These sensors combine state-of-the-art technology with a sleek new look to provide optimal management of lighting and motor loads and a choice of either Manual-ON (Vacancy Sensor) or Automatic-ON (Occupancy Sensor) switching.

Features and Benefits

- Available in Automatic-ON or Manual-ON models
- Provides 180° Field of View, 900 sq. ft. coverage
- Adjustable delayed OFF time can be set for 30 seconds, 5 minutes, 15 minutes or 30 minutes
- Adjustable ambient light sensor prevents Auto ON when there is ample natural sunlight
- No neutral required (except IPS15/IPV15 models)
- Vacancy models are California Title 24/20 Compliant
- Occupancy sensors can be adjusted so they function as vacancy sensors
- Screw terminals for easier installation
- Compatible with Decora Plus™ screwless wallplates and Decora® wallplates
- Packaged with three colors in one box: white, ivory and light almond. Other package options also available

Dimming Sensor — IPSD6/IPVD6
- Single pole or 3-way when used with a 3-way switch
- For use with dimmable LED/CFL and incandescent loads

Relay Sensor — IPS02/IPV02, IPS05/IPV05
- Single pole only
- For use with LED, CFL, incandescent, fluorescent and motor loads

Relay Sensor — IPS06
- Single pole or 3-way when used with a 3-way switch
- For use with incandescent and LED loads
- 600W max load (incandescent)

Relay Sensor — IPS15/IPV15
- Single pole or 3-way when used with IPV0R sensor remote or with VP0SR Vizia +® switch remote
- For use with LED, CFL, incandescent, fluorescent ballast or motor loads, 1800W max load

Sensor Remote — IPV0R
- For use in 3-way applications with the IPS15 or IPV15 sensor
- 180°, 900 sq. ft. coverage

Decora® Residential Grade Wall Switch Infrared Occupancy and Vacancy Sensors

Description	Cat. No.	Color	Rating
Relay Vacancy Sensor, single pole, 180° Field of View, 900 sq. ft. coverage	IPV02-1L	W, T	300W Incandescent/FL Ballast 150W LED/CFL, 1/6 HP Motor
Relay Occupancy Sensor, single pole, 180° Field of View, 900 sq. ft. coverage	IPS02-1L	W, I, T	
Relay Vacancy Sensor, single pole, 180° Field of View, 900 sq. ft. coverage	IPV05-1L	Z	600W Incandescent/FL Ballast 150W LED/CFL, 1/6 HP Motor
Relay Occupancy Sensor, single pole, 180° Field of View, 900 sq. ft. coverage	IPS05-1L	Z	
Occupancy Sensor, single pole or 3-Way, 180° Field of View, 900 sq. ft. coverage	IPS06-1L	W	600W Incandescent 150W LED/CFL
Dimming Vacancy Sensor, single pole or 3-Way, 180° Field of View, 900 sq. ft. coverage	IPVD6-1L	Z	
Dimming Occupancy Sensor, single pole or 3-Way, 180° Field of View, 900 sq. ft. coverage	IPSD6-1L	Z	
Relay Vacancy Sensor, single pole or 3-Way, 180° Field of View, 900 sq. ft. coverage, neutral required	IPV15-1L	Z	1800W Incandescent, 600W LED/CFL 1800VA Fluorescent Ballast, 1/2 HP

Z — Comes packaged with three colors: White, Ivory and Light Almond.

Continued on next page

Visit www.leviton.com/sensors for more information


IPV05-1L


IPVD6-1L

OCCUPANCY/VACANCY SENSING | Decora® Wall Switch Infrared

Continued from previous page

Decora® Residential Wall Switch Infrared Occupancy and Vacancy Sensors

Decora® Residential Grade Wall Switch Infrared Occupancy and Vacancy Sensors			
Description	**Cat. No.**	**Color**	**Rating**
Relay Occupancy Sensor, single pole or 3-Way, 180° Field of View, 900 sq. ft. coverage, neutral required	IPS15-1L	Z	1800W Incand, 600W LED/CFL, 1800VA Fluorescent Ballast, 1/2 HP
Sensor Remote, 120V AC, Manual-ON, Auto-OFF For use with IPS15 or IPV15 Sensor	IPV0R-1L	Z	No Load Rating



IPV0R-1L

Color Change Kits for Relay Sensors

Color Change Kits		
Description	**Cat. No.**	**Color**
Color change Kits for Relay Sensors	IPDKT-00	W, I, T, E, B

Color

To order colors, add suffix to catalog number as follows: Z includes White (-W), Ivory (-I) and Light Almond (-T). Color Change Kits available in the following colors: White (-W), Ivory (-I), Light Almond (-T), Black (-E) and Brown (-B).

Field of View for Decora® Residential Wall Switch Infrared Occupancy and Vacancy Sensors

Field-of-View (Horizontal)

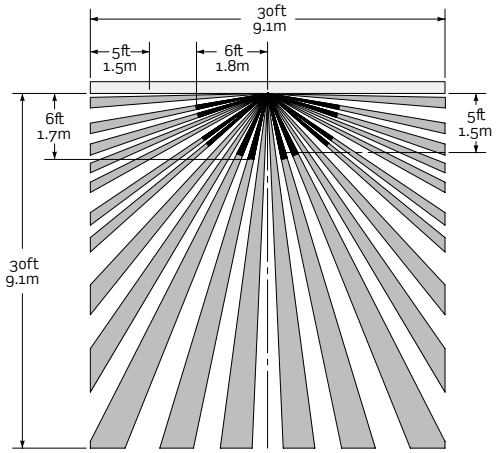

Field-of-View (Side, Vertical)

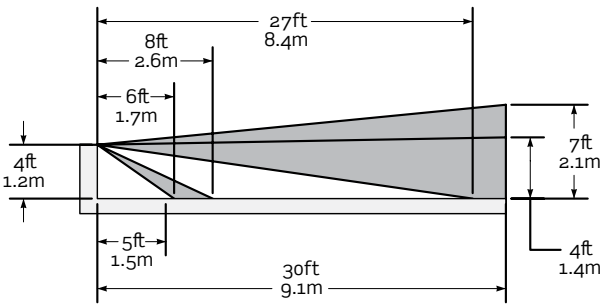

SPOTLIGHT

NAFTA Compliant, Made in the USA

Leviton is the smart choice for GFCIs, Lighting Controls, Occupancy/Vacancy Sensors, Relay Control Panels, Submeters and Entertainment Lighting products that meet NAFTA (North American Free Trade Agreement) or ARRA (American Recovery and Reinvestment Act) requirements. For an up-to-date, comprehensive listing of Leviton's NAFTA or ARRA compliant products go to www.leviton.com/usa

made in USA

Decora® Commercial Wall Switch Infrared Occupancy and Vacancy Sensors

Features and Benefits

All ODS Wall Switch Sensors
- Leviton wall switch sensors are designed for operation in a variety of voltages, reducing the need for additional SKUs
- Photocell with ambient light override prevents these devices from switching lights ON when there is ample natural sunlight
- Push-button manual override is used to turn lights ON at any time, regardless of the override setting
- 180° field of view, 2100 sq. ft. of coverage
- One unit can be used for 120V or 277V AC 60Hz incandescent, low voltage and fluorescent lighting with either magnetic or electronic ballasts, and motor loads
- Exclusive dual PIR sensors
- Patented adjustable blinders
- Vandal-resistant Fresnel lens
- Fits in standard wallbox; gangable
- Elegant Decora® wallplate
- Vacancy sensors feature auto-OFF switching on vacancy after manual-ON switch and are Title 20, Title 24, and NYC L48 compliant
- Auto-ON/Auto-OFF only sensors prevent an occupant from being able to turn the lights OFF
- Lev-Lok® sensors combine the energy savings of wall switch sensors and time saving Lev-Lok wiring technology
- Backed by a limited 5-year warranty

ODS15-ID PIR Occupancy Sensor
- For use in small offices, conference rooms, classrooms, stockrooms, lounges, restrooms, warehouses and commercial areas
- Exclusive automatic "Walk-Through" sensing increases energy savings by shutting lights within 2 1/2 minutes after momentary occupancy
- Delayed-OFF time interval (10, 20 and 30 minutes) compensates for real-time occupancy patterns, preventing unnecessary ON/OFF switching — with 30-second test mode

ODS10-ID PIR Occupancy Sensor
- For use in enclosed offices, storage rooms, copier rooms and closets
- Delayed-OFF time settings: 10, 20 and 30 minutes with 30-second test mode

All Night Light Wall Switch Sensors
- For use in conference rooms, classrooms, small offices, lounges, hotel/hospital/office restrooms
- 180° field of view, 1200 sq. ft. of coverage
- Night light with dim feature

OSSNL-ID PIR Occupancy Sensor
- Manual delayed-off time settings: 30 seconds test mode, 30 minutes, 1 hour, 2 hours

Dual-Relay PIR Occupancy Sensors
- Ideal for classrooms, multimedia and conference rooms, day care centers, office, and lounges
- Exclusive automatic "walk-through" sensing
- Provides automatic switching for 2 separate banks of fluorescent, incandescent or low-voltage lighting from a single unit
- Delayed-OFF time interval (10, 20 and 30 minutes) compensates for real-time occupancy patterns, preventing unnecessary ON/OFF switching — with 30-second test mode
- ODS0D-TD provides Manual-ON/Auto-OFF operation for CA Title 24 compliance
- Backed by a limited 5-year warranty

Continued on next page

OCCUPANCY/VACANCY SENSING | Decora® Wall Switch Infrared

Continued from previous page

Decora® Commercial Wall Switch Infrared Occupancy and Vacancy Sensors

Commercial Grade Decora® Wall Switch Infrared Occupancy and Vacancy Sensors*

Description	Cat. No.	Color	Rating	Coverage
Decora® Wall Switch PIR Occupancy Sensor	ODS10-ID	W, I, T, G, E, R	Incandescent: 800W @ 120V. Fluorescent: 1200VA @ 120V, 2700VA @ 277V. For 60Hz AC only. Motor: 1/4HP @ 120V	180°, 2100SF
Decora® Wall Switch PIR - Vacancy Model	ODS10-TD	W, I, T		
Decora® Wall Switch PIR - Auto-ON/Auto-OFF Only Model	ODS10-IQ	W, I, E		
Decora® Wall Switch PIR - Lev-Lok® Model	MDS10-I**	W, I, T, G, E		
Decora® Wall Switch PIR Occupancy Sensor with Self-Adaptive Technology	ODS15-ID	W, I, T, G, E	Incandescent: 1800W @ 120V. Fluorescent: 1800VA @ 120V, 4000VA @ 277V. 50/60Hz. Motor: 1/4HP @ 120V	
Decora® Wall Switch PIR with Self-Adaptive Technology - Vacancy Model	ODS15-TD	W, I, T		
Decora® Wall Switch PIR with Self-Adaptive Technology - Lev-Lok® Model	MDS15-ID**	W, I, T, G, E		
Decora® Dual-Relay Wall Switch PIR Occupancy Sensor with Self-Adaptive Technology. Default setting = Conference Room Mode*** Alternate setting = Classroom mode****	ODS0D-ID	W, I, T, G, E, R	Primary Relay — Fluorescent: 1200VA @ 120V, 2700VA @ 277V. Incandescent: 800W @ 120V. Secondary Relay — Fluorescent: 800VA @ 120V, 1200VA @ 277V. Incandescent: 800W @ 120V. 50/60Hz	
Decora® Dual-Relay Wall Switch PIR Occupancy Sensor with Self-Adaptive Technology. Secondary relay provides manual ON only for CA Title 24 compliance	ODS0D-TD	W, I, T, G, E		
Decora® Wall Switch PIR Occupancy Sensor with LED Night Light	OSSNL-ID	W, I, T, G, E	Incandescent: 800W @ 120V. Fluorescent: 1200VA @ 120V, 2700VA @ 277V. Motor: 1/8 HP @ 120V	180°, 1200SF
Decora® Wall Switch PIR with LED Night Light, CA Title 24 - Vacancy Model	OSS10-IN	W, I, E		
Protective Cage for Wall Switch Sensors	OSWWG-P0W	W	—	—

*Consult with factory for 208, 220, 230, and 240V models.
**For Lev-Lok Occupancy Sensor wiring modules see ordering information on page N-10.
***In Conference Room Mode, both primary and secondary relays respond to ambient light override.
****In Classroom Mode, primary relay responds only to ambient light override

*Lev-Lok Occupancy Sensor Modules, 20A, 347V

Description	Cat. No.	Color
Stranded	MSPSW-XST	Yellow
Solid	MSPSW-XSD	Yellow

*For Lev-Lok Occupancy Sensor wiring modules see ordering information on page N-10



ODS10-IDW/ODS15-IDW



OSSNL-IDW



ODS0D-IDW/ODS0D-TDW

Decora® Commercial Wall Switch Multi-Technology Occupancy and Vacancy Sensors

Convenient switch and occupancy sensor combo in a sleek Decora® unit. Advanced passive infrared technology provides highly accurate monitoring in a variety of commercial applications. The OSSMD and OSSMT combine passive infrared and ultrasonic technologies to provide maximum sensitivity with immunity to false triggering.

Features and Benefits

- Leviton Wall Switch Sensors are designed for operation in a variety of voltages, reducing the need for additional SKUs

OSSMT-MD, OSSMT-GD, OSSMD-MD, OSSMD-GD, OSSMD-FT

- OSSMT ideal for private and executive offices, conference rooms, storage areas, restrooms, classrooms, lounges, and training areas, or areas where minor motion is likely to occur
- OSSMD ideal for bi-level offices, partitioned areas and restrooms or other areas where minor motion is likely to occur
- Photocell with ambient light override prevents lights from turning on when there is ample natural light
- Manual override turns lights on at any time regardless of override setting
- Exclusive automatic "walk-through" sensing increases energy savings by shutting lights OFF within 2 1/2 minutes after momentary occupancy
- Manual delayed-off-time settings (10, 20, and 30 minutes) compensate for real-time occupancy patterns, preventing unnecessary ON/OFF switching — with 30-second test mode
- Single-pole and 3-way wiring
- Adjustable integral blinders with 180° to 32° field-of-view
- Manual ON/Auto OFF operation for CA Title 24 compliance
- Backed by a limited 5-year warranty

Commercial Grade Decora® Wall Switch Multi-Technology (PIR & US) Occupancy and Vacancy Sensors*

Description	Cat. No.	Color	Rating	Coverage
Decora® Wall Switch Multi-Technology Occupancy Sensor with Self-Adaptive Technology	OSSMT-MD	W, I, T, G, E, R	Incandescent/Tungsten: 800W @ 120V. Fluorescent: 1200VA @ 120V, 2700VA @ 277V. Motor: 1/4HP @ 120V.	180°, 2400SF
Decora® Wall Switch Multi-Technology with Self-Adaptive Technology Vacancy Model	OSSMT-TM	W, I, T		
Decora® Wall Switch Multi-Technology with Self-Adaptive Technology - Auto-ON/Auto-OFF Only Model	OSSMT-MQ	W, I, E		
Decora® Wall Switch Multi-Technology with Self-Adaptive Technology - 347V Only Model	OSSMT-M3	W, I	Incandescent/Tungsten: 800W @ 120V. Fluorescent: 1200VA @ 120V, 2700VA @ 277V, 1500VA @347V. Motor: 1/4HP @ 120V.	

Continued on next page



OSSMT-MDT/OSSMT-GDT/OSSMD-FTT



OSSMD-MDW/OSSMD-GDW

OCCUPANCY/VACANCY SENSING | Decora® Wall Switch Multi-Technology

Continued from previous page

Decora® Commercial Wall Switch Multi-Technology Occupancy and Vacancy Sensors

Commercial Grade Decora® Wall Switch Multi-Technology (PIR & US) Occupancy and Vacancy Sensors*

Description	Cat. No.	Color	Rating	Coverage
Decora® Wall Switch Multi-Technology Occupancy Sensor. No neutral wire required for installation	OSSMT-GD	W, I, T, G, E, R	Incandescent/Tungsten: 800W @ 120V. Fluorescent: 1200VA @ 120V, 2700VA @ 277V. Motor: 1/4HP @ 120V.	180°, 2400SF
Decora® Wall Switch Multi-Technology with No Neutral - Vacancy Model	OSSMT-GT	W, I, T		
Decora® Wall Switch Multi-Technology with No Neutral - Auto-ON/Auto-OFF Only Model	OSSMT-GQ	W, I, E		
Decora® Wall Switch Multi-Technology with No Neutral - Lev-Lok® Model	MSSMT-GD**	W, I, T, G, E		
Decora® Dual-Relay Wall Switch Multi-Technology Occupancy Sensor	OSSMD-MD	W, I, T, G, E	Primary Relay — Fluorescent 1200VA @ 120V, 2700VA @ 277V. Incandescent: 800W @ 120V. Secondary Relay — Fluorescent: 800VA @ 120V, 1200VA @ 277V; Incandescent: 800W @ 120V. Motor: 1/4HP @ 120V.	
Decora® Dual-Relay Wall Switch Multi-Technology Occupancy Sensor. No neutral wire required for installation	OSSMD-GD	W, I, T, G, E		
Decora® Dual-Relay Wall Switch Multi-Technology Occupancy Sensor. 10 minute delayed-OFF	OSSMD-FT	W, I, T, G, E	Primary Relay — Fluorescent 1200VA @ 120V, 2700VA @ 277V. Incandescent: 800W Incandescent: 800W on 2nd relay. Secondary Relay — Fluorescent: 800VA @ 120V, 1200VA @ 277V; Incandescent: 800W @ 120V. Motor: 1/4HP @ 120V.	
Protective Cage for Wall Switch Sensors	OSWWG-P0W	W	—	—

*Consult with factory for 208, 220, 230, and 240V models.
**For Lev-Lok Occupancy Sensor wiring modules see ordering information on page N-10

Field of View for Commercial Grade Decora® Wall Switch Sensors

OSSMD/OSSMT (in feet)

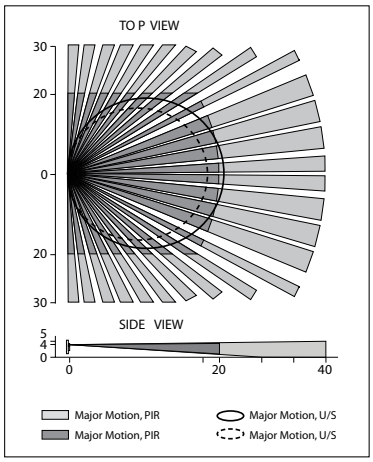

ODSXX-ID/OSSXX-ID/ODSOD (in feet)

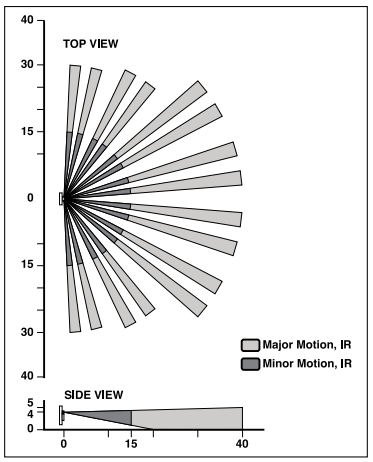

Line Voltage Occupancy/Vacancy Sensors

Self-Contained Infrared Ceiling-Mount Occupancy Sensors

PIR Occupancy Sensor with built-in relay — separate Power Pack not required.

Features and Benefits

- Sensor and switching relay combined in a single, self-contained unit — no control unit (power pack) required
- Ambient light override option prevents lights from turning on when there is ample natural light
- ODC and ODW Power Base Combo Sensors combine sensors with the OPB15 Power Base Adapter to convert low voltage sensors into self-contained line voltage sensors for immediate energy savings
- Adjustable delayed-OFF-time settings from 20 seconds (for test mode) to 15 minutes
- Small, unobtrusive self-contained unit

Ideal Uses

- Storage areas, small bathrooms, copy rooms, and a variety of small spaces without wall switches

Self-Contained Infrared Ceiling-Mount Occupancy Sensors

Description	Cat. No.	Color	Rating	Coverage
Self-Contained Ceiling-Mount PIR Occupancy Sensor and Switching Relay, 120V	ODC0S-I1W	W	Incandescent: 1000W @ 120V. Fluorescent: 1000VA @ 120V. Motor: 1HP @ 120V. For 60Hz AC only.	360°, 530SF*
Self-Contained Ceiling-Mount PIR Occupancy Sensor and Switching Relay, 220V	ODC0S-I2W	W	Incandescent: 1000W @ 220V. Fluorescent: 500VA @ 220V. For 50Hz AC only.	360°, 530SF*
Self-Contained Ceiling-Mount PIR Occupancy Sensor and Switching Relay, 277V	ODC0S-I7W	W	Fluorescent: 2700VA @ 220V. For 60Hz AC only.	360°, 530SF*
Protective Cage for Ceiling Mount Sensors	ODCCG-000	—	—	

*When surface mounted on standard, 8 foot ceiling



ODC0S-I1W



ODCCG-000

Field of View for Self-Contained Infrared Ceiling-Mount Occupancy Sensors

ODC0S-I (in feet)

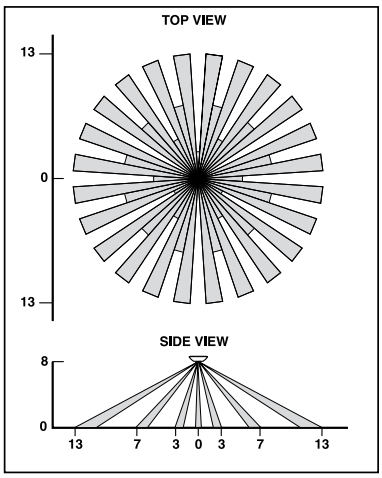

OCCUPANCY SENSING | Line Voltage Ceiling and Wall Mount

Line Voltage Sensors

Line Voltage Sensors with OPB15 Power Base Adapter Combos

Description	Cat. No.	Color	Coverage	Input Voltage, Rating
Wall Mount Multi-Technology Sensor with Power Base Combo	ODW12-MDW	W	1200SF	15A Incandescent, Electronic or Magnetic Fluorescent Ballast Motor: 3/4 HP @ 120V
Wall Mount Wide-View PIR Sensor with Power Base Combo	ODWWV-IDW	W	115°, 2500SF	
Wall Mount High-Bay PIR Sensor with Power Base Combo	ODWHB-IDW	W	55ft., 7ft. side @ 30ft. high	
Wall Mount Long Range PIR Sensor with Power Base Combo	ODWLR-IDW	W	100ft., 110° @ 10ft. high	



ODW12-MDW

Field of View for Low Voltage Multi-Technology Wall-Mount Occupancy Sensors

ODW12-M0W (in feet)

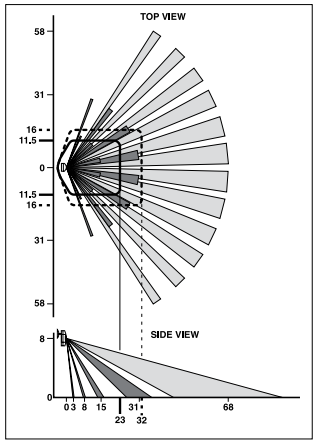

Minor Motion, IR
Major Motion, IR
Minor Motion, Ultrasonic
Major Motion, Ultrasonic

Field of View for Low Voltage Infrared Indoor Wall-Mount Occupancy Sensors

ODWWV Field of View (in feet)

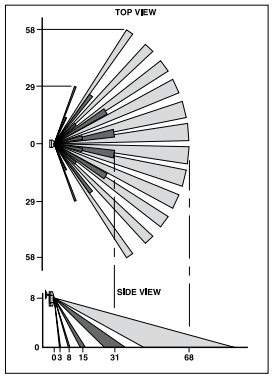

Minor Motion, IR
Major Motion, IR

ODWHB Field of View

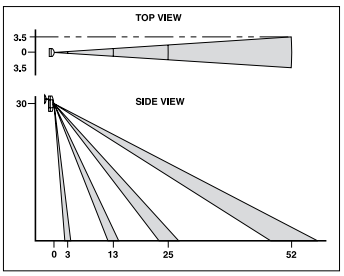

ODWLR Field of View

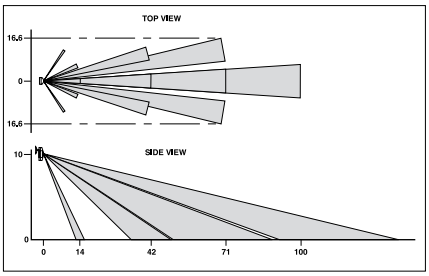

Self-Contained Sensors — Daylight Harvesting Capable Models

The Leviton ODC Series of Occupancy Sensors features self-contained line-voltage occupancy sensors and photocells in one unit. The integrated design alleviates the need for separate power pack, occupancy sensor, and photocell wiring making it a low-cost and efficient energy management solution for new construction and retrofits. For true Daylight Harvesting applications, integrated photocells provide consistent Daylight Design Levels by actively switching the connected load(s) ON and OFF in response to available natural light to maximize energy savings. The ODC Series also includes a line of vacancy sensors that features selfcontained line-voltage vacancy sensing technology.

Features and Benefits

- Includes occupancy sensing, daylight harvesting, and manual-ON/auto-OFF override control in a single unit
- Provides additional energy savings with true daylight harvesting capabilities
  - — Occupancy sensor models include an angled light pipe and flat light pipe for open loop and closed loop daylight harvesting applications
  - — Auto-Calibration - photocell intelligently measures light levels to determine optimal daylight design levels for closed loop applications
- Auto-adapting - time delay and sensitivity are continually adjusted to room occupancy pattern
- Output short circuit protection - protection against low voltage wiring errors
- BMS input/emergency override
- Industry-exclusive self-configuring local manual switch input supports momentary and maintained switches — no special control stations required
- Industry-exclusive “fail-safe” circuitry assures lights ON to meet life safety requirements
- Industry-exclusive High Inrush Stability (H.I.S.) technology for unmatched durability and service
- Mechanically held 10A latching relay provides dependability and robust performance for all load types
- Zero-crossing circuitry for extended life of the relay
- Simplified commissioning
- Visual LED status indicators
- Lenses are easily replaceable and color-coded for contractors and end-users to easily identify lenses from the ground:
  - — Mid-Range: Red — included with multi-technology and PIR models
  - — High Density: Blue
  - — Extended Range: Black
- Integrated photocell tested to less than 1 FC accuracy
- Easy installation into junction boxes with Leviton exclusive screw guides, coasters and terminal blocks
- Tested to exceed 2 million switching cycles under standard loads
- Passed rigorous NEMA410 testing for electronic ballast rating
- CA Title 20/24 Compliant, UL773A (Occupancy Standard), UL924 (Emergency Equipment), cUL Listed, CE Compliant, NOM Certified, RoHS Compliant, NY LLC48 Compliant

Self-Contained Ceiling-Mount Occupancy Sensors — Daylight Harvesting Capable

Description	Cat. No.	Coverage	Color	Input Voltage, Rating
Passive Infrared Ceiling Mount Line Voltage Occupancy Sensor w/Integrated Photocell, High-Density Lens installed, Mid-Range Lens included	ODC04-IDW	450SF, 120-277V	W	**120V, 50/60Hz** 8A, Electronic Ballast, 800W/VA, Tungsten Ballast, 1/4 HP Motor
Passive Infrared Ceiling Mount Line Voltage Occupancy Sensor w/Integrated Photocell, Extended Range Lens installed, Mid-Range Lens included	ODC15-IDW	1500SF, 120-277V	W	**230V, 50Hz** 6A/6AX, Electronic Ballast, Magnetic Ballast, 1200W/VA, 1/3 HP Motor
Ultrasonic Ceiling Mount Line Voltage Occupancy Sensor w/Integrated Photocell, Extended Range Lens installed	ODC05-UDW	500SF, 120-277V	W	**277V, 50/60Hz** 5A, Electronic Ballast, 1200VA, 1/3 HP Motor
Ultrasonic Ceiling Mount Line Voltage Occupancy Sensor w/Integrated Photocell, Extended Range Lens installed	ODC10-UDW	1000SF, 120-277V	W	

Continued on next page

OCCUPANCY/VACANCY SENSING | Line Voltage Ceiling Mount

Continued from previous page

Self-Contained Sensors — Daylight Harvesting Capable Models

Self-Contained Ceiling-Mount Occupancy Sensors — Daylight Harvesting Capable

Description	Cat. No.	Coverage	Color	Input Voltage, Rating
Ultrasonic Ceiling Mount Line Voltage Occupancy Sensor w/Integrated Photocell, Extended Range Lens installed	ODC20-UDW	2000SF, 120-277V	W	**120V, 50/60Hz** 8A, Electronic Ballast, 800W/VA, Tungsten Ballast, 1/4 HP Motor **230V, 50Hz** 6A/6AX, Electronic Ballast, Magnetic Ballast, 1200W/VA, 1/3 HP Motor **277V, 50/60Hz** 5A, Electronic Ballast, 1200VA, 1/3 HP Motor
Multi-Technology Ceiling Mount Line Voltage Occupancy Sensor w/Integrated Photocell, Extended Range Lens installed	ODC05-MDW	500SF, 120-277V	W	
Multi-Technology Ceiling Mount Line Voltage Occupancy Sensor w/Integrated Photocell, Extended Range Lens installed, Mid-Range Lens included	ODC10-MDW	1000SF, 120-277V	W	
Multi-Technology Ceiling Mount Line Voltage Occupancy Sensor w/Integrated Photocell, Extended Range Lens installed, Mid-Range Lens included	ODC20-MDW	2000SF, 120-277V	W	

Self-Contained Ceiling-Mount Vacancy Sensors

Description	Cat. No.	Coverage	Color	Input Voltage, Rating
Passive Infrared Ceiling Mount Line Voltage Vacancy Sensor	O3C15-IDW	1500SF, 120-277V	W	**120V, 50/60Hz** 8A, Electronic Ballast, 800W/VA, Tungsten Ballast, 1/4 HP Motor **230V, 50Hz** 6A/6AX, Electronic Ballast, Magnetic Ballast, 1200W/VA, 1/3 HP Motor **277V, 50/60Hz** 5A, Electronic Ballast, 1200VA, 1/3 HP Motor
Multi-Technology Ceiling Mount Line Voltage Vacancy Sensor	O3C10-MDW	1000SF, 120-277V	W	
Multi-Technology Ceiling Mount Line Voltage Vacancy Sensor	O3C20-MDW	2000SF, 120-277V	W	

ODC20-MDW



ODC20-MDW (top view)



Field of View for Self-Contained Ceiling-Mount Sensors

ODC Series Infrared Sensors

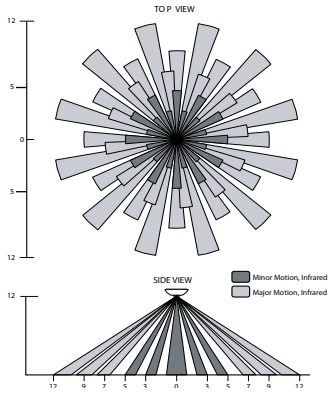

ODC04-IDW

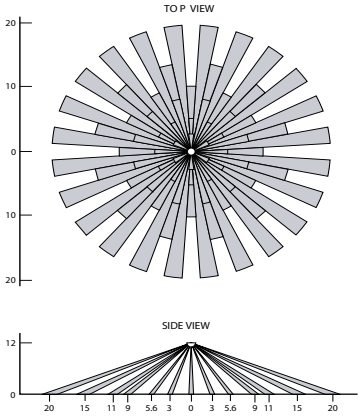

ODC15-IDW, O3C15-IDW

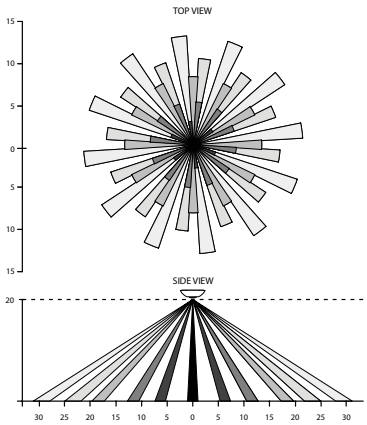

Mid-Range Lens (Included with all PIR and Multi-Tech Models)

ODC Series Ultrasonic Sensors

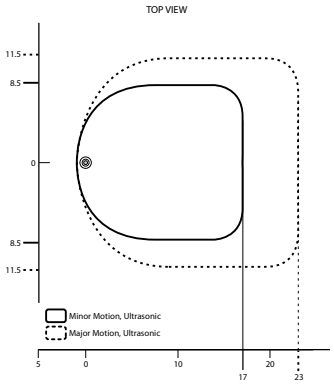

ODC05-UDW

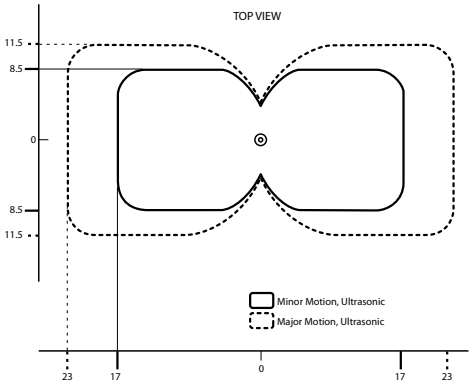

ODC10-UDW

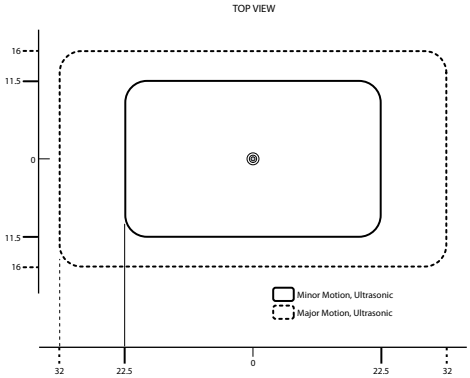

ODC20-UDW

Continued on next page

OCCUPANCY/VACANCY SENSING | Line Voltage Ceiling Mount

Continued from previous page

Field of View for Self-Contained Ceiling-Mount Sensors

ODC Series Multi-Technology Sensors

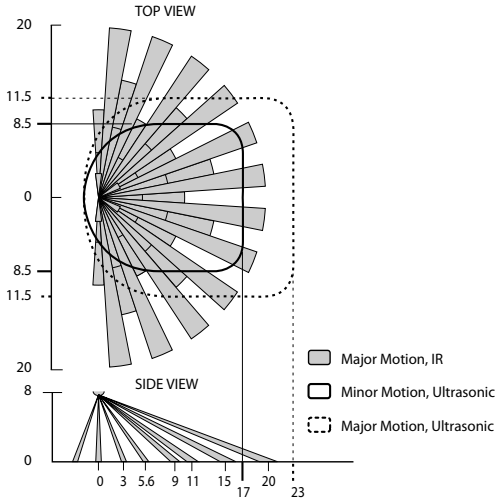

ODC05-MDW

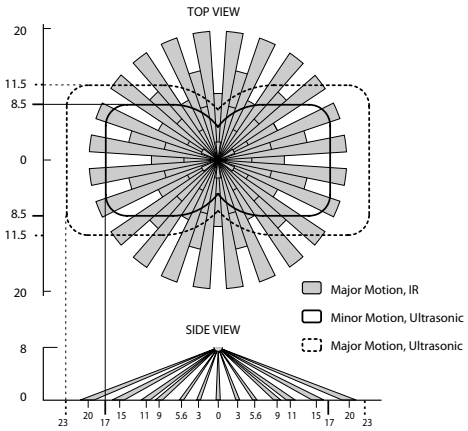

ODC10-MDW, O3C10-MDW

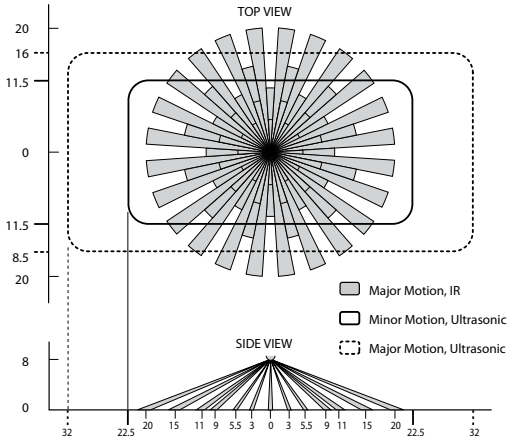

ODC20-MDW, O3C20-MDW

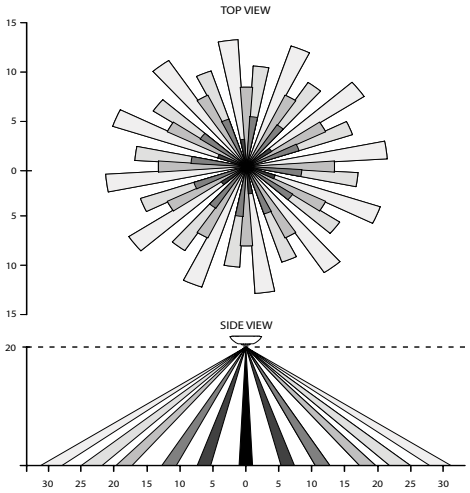

Multi-Range Lens (Included with all PIR and Multi-Tech Models)

SPOTLIGHT

Dollars and Sensors

Get a quick, accurate payback analysis on your occupancy sensors investment. Dollars and Sensors® will dofor you in minutes what it takes other programs to complete in a week. Stop wasting time and energy and let Leviton's Dollars and Sensors® program do the analysis for you. Go to www.leviton.com/dollarsandsensors for more information.



Self-Contained Infrared High Bay and Integral Luminaire Occupancy Sensors

Features and Benefits

Infrared Fixture Mount High Bay Occupancy Sensor

- Universal unit includes three interchangeable lenses for 360° high bay, 360° low bay, and aisle way patterns at no additional cost
- Cold storage models for applications as low as -40° F and 480V models available in non-neutral versions
- Mounts directly to industrial-style fluorescent luminaire or electrical junction box
- Self-contained PIR sensor and relay turn individual fixtures ON/OFF based on occupancy
- Up to 40 ft mounting height and quick and easy installation with long 42" leads
- Relay uses zero-crossing circuitry for enhanced reliability and long-life operation
- Bright green LED status indicator blinks to signify that the sensor is functioning properly
- Delayed-OFF time adjustment from 30 sec to 20 min
- Offset Adapter Accessory snaps into 1/2" knockout to position sensor below fixture body for improved field of view with deep-body fixtures

Infrared Fixture Mount Integral Luminaire Occupancy Sensor

- Easy installation with longer 38" leads allows for easy connection to any ballast, eliminating the need to splice additional wiring
- Integrated photocell prevents lights from turning ON when room is illuminated by natural light for maximum energy savings
- 8' to 10' mounting heights
- Adjustable Time Delay and Light Level dials located on sensor housing for easy access

Self-Contained Infrared High Bay Occupancy Sensors*

Coverage

360° high-bay lens — 2:1 spacing to mounting height under 20 ft. and 1.5:1 spacing to mounting height @ 40 ft.
360° low-bay lens — 2:1 spacing to mounting height @ 8 ft. to 20 ft.
Aisle lens — 40 ft. long by 20 ft. wide @ 40 ft.

Description	Rating	Models	Cat. No.
Fixture Mount High-Bay PIR Sensor with Three Interchangeable Lenses, for 360° High-Bay, 360° Low-Bay and Aisle Way Coverage	Fluorescent: 800VA @ 120V, Fluorescent: 1200VA @ 277V, Fluorescent: 1500VA @ 347V, Fluorescent: 2400VA @ 480V, 50/60Hz (OSFHU-x4W models only). Motor: 1/4 HP @ 120V	120-230-277-347V	OSFHU-ITW
		120-230-277-347V, Cold Storage	OSFHU-CTW
		240/480V	OSFHU-C4W
		240/480V, Cold Storage	OSFHU-C4W

*Consult with factory for 208, 220, 230, and 240V models

Continued on next page



OSFHU-ITW

LEVITON

OCCUPANCY SENSING | Line Voltage High Bay and Integral Luminaire

Continued from previous page

Self-Contained Infrared High Bay and Integral Luminaire Occupancy Sensors

Self-Contained Infrared High Bay Occupancy Sensors*

Coverage

360° high-bay lens — 2:1 spacing to mounting height under 20 ft. and 1.5:1 spacing to mounting height @ 40 ft.
360° low-bay lens — 2:1 spacing to mounting height @ 8 ft. to 20 ft.
Aisle lens — 40 ft. long by 20 ft. wide @ 40 ft.

Description	Rating	Models	Cat. No.
Fixture Mount High-Bay PIR Sensor with Interchangeable Lenses and Light Sensor, Low Voltage	Input: 20mA Output: 120mA HVAC: 1A, 30V DC	24V	OSFHP-ILW
Fixture Mount High-Bay PIR Sensor withThree Interchangeable Lenses and Light Sensor	Fluorescent: 800VA @ 120V, Fluorescent: 1000VA @ 230V AC, Fluorescent: 1200VA @ 277V AC, Fluorescent: 1500VA @ 347V AC, Fluorescent: 2000VA @ 480V AC, 50/60Hz. Motor: 1/4 HP @ 120V	120-230-277-347V 240/480V 120-230-277-347V, Dual Relay 120-230-277-347V, Dual Relay, Cold Storage	OSFHP-ITW OSFHP-I4W OSFHD-ITW OSFHD-CTW
Fixture Mount High-Bay PIR Sensor withThree Interchangeable Lenses and Alternating Relay	Fluorescent: 800VA @ 120V, Fluorescent: 1000VA @ 230V AC, Fluorescent: 1200VA @ 277V AC, Fluorescent: 1500VA @ 347V AC, Fluorescent: 2000VA @ 480V AC, 50/60Hz. Motor: 1/4 HP @ 120V	120-230-277V Cold Storage	OSFHD-IAW OSFHD-CAW
Surface Mount High-Bay PIR Occupancy Sensor	Fluorescent: 800VA @ 120V, Fluorescent: 1200VA @ 277V AC, Fluorescent: 1500VA @ 347V AC, Motor: 1/4 HP @ 120V	—	OSFHS-ITW

Coverage

360° — 1:1 spacing to mounting height up to 8 ft.

Description	Rating	Models	Cat. No.
Fixture Mount Integral Luminaire PIR Occupancy Sensor	Incandescent: 598W @ 120V. Fluorescent: 800VA @ 120V, Fluorescent: 1000VA @ 230V AC, Fluorescent: 1200VA @ 277V AC, 50/60Hz	120-230-277V (Integrated Unit) 120-230-277V, Sensor Head 120-230-277V, Power Pack 36" Connection Cable	OSF10-IOW OSF10-IUW OSF10-PPW OSFCA-36W

*Consult with factory for 208, 220, 230, and 240V models



OSFHP



OSFHD



OSFHS



OSF10-IUW and OSF10-PPW

SPOTLIGHT
DSIRE™

Find FREE money in the form of rebates & incentives for your next lighting control project at www.leviton.com/DSIRE

DSIRE™
Database of State Incentives for Renewables & Efficiency

Self-Contained Infrared High Bay Occupancy Sensor Accessories

Description	Cat. No.
High Bay Lenses for High-Bay Sensors	OSFLN-00W
Low Bay Lens for High-Bay Sensors	OSFLN-00B
Aisle-Bay Lens for High-Bay Sensors	OSFLN-00E
Offset Adapter Accessory for Fixture-Mount Occupancy Sensor	OSFOA-00W
Offset Adapter Accessory for High-Bay Occupancy Sensor	OSFLO-00W
Protective Cage for High-Bay Mount Sensors	OSFCG-00W



OSF0A

Field of View for Fixture-Mount High Bay Occupancy Sensors

OSFHU/OSFHP/OSFHD

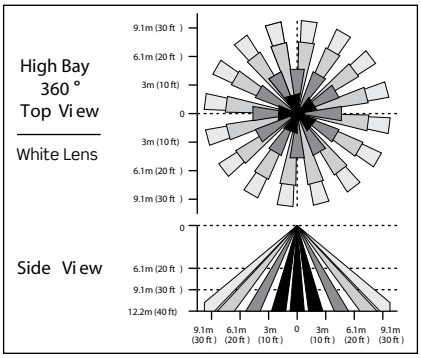

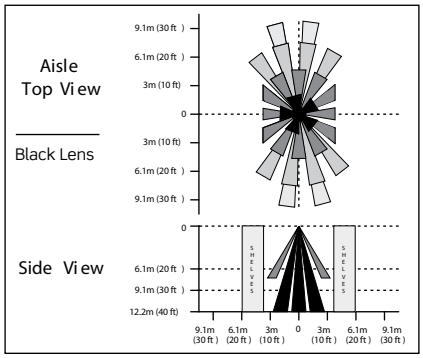

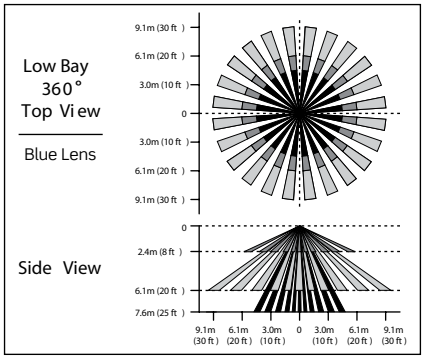

OSF10

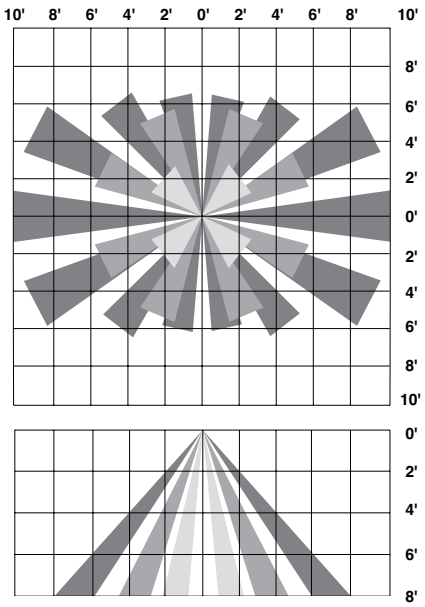

Low Voltage Occupancy Sensors

Multi-Technology Ceiling-Mount Occupancy Sensors

These advanced motion sensors combine infrared and ultrasonic technology for highly accurate monitoring without false triggers. All-digital self-adjusting technology provides "install and forget" solution for automatic lighting control. Available in a variety of coverage patterns to suit many applications. Use with Leviton Power Pack.

Features and Benefits

Functional

- Ultrasonic sensing for maximum sensitivity combined with passive infrared (PIR) sensing to prevent false triggers from air conditioning and corridor activity
- Self-adjusting settings continuously analyze and adjust sensitivity, timer operation, and air current compensation for reliable long-term performance
- Isolated relay supports HVAC or other Class 2 low voltage signals
- Supports both 24V AC/VDC power supplies
- Ambient light override to prevent lights from turning on when there is ample natural light
- Manual delayed-off-time settings of 30 seconds to 30 minutes
- Self-adjusting delayed-off-time interval settings for 30 seconds to 30 minutes
- Compensates for real-time occupancy patterns — preventing unnecessary on/off switching
- Non-volatile memory preserves all automatic and manual settings during power outages

Physical

- Small, unobtrusive unit blends in with any décor
- Fast, simple installation using 4 color-coded low-voltage wires and a single mounting post
- Compatible with Wiremold® surface raceways for mounting to hard ceilings

Multi-Technology Ceiling-Mount Occupancy Sensors and Accessories

Description	Cat. No.	Coverage	Rating	Color
Ceiling-Mount Multi-Technology Occupancy Sensor	OSC05-M0W	40kHz	180°, 500SF	Off-White
Ceiling-Mount Multi-Technology Occupancy Sensor	OSC10-M0W	40kHz	360°, 1000SF	Off-White
Ceiling-Mount Multi-Technology Occupancy Sensor	OSC20-M0W	32kHz	360°, 2000SF	Off-White
Ceiling-Mount Multi-Technology Occupancy Sensor with Isolated Relay	OSC05-RMW	40kHz	180°, 500SF	White
Ceiling-Mount Multi-Technology Occupancy Sensor with Isolated Relay	OSC10-RMW	40kHz	360°, 1000SF	White
Ceiling-Mount Multi-Technology Occupancy Sensor with Isolated Relay	OSC20-RMW	32kHz	360°, 2000SF	White
Power Base Adapter	OPB15-0DW	—	—	Off-White
Cosmetic Adapter	OPBCA-00W	—	—	Off-White
Protective Cage for Ceiling-Mount Sensors	ODCCG-000	—	—	—

Note: Use low-voltage wiring to connect sensors to OSPXX Power Pack



OSC05-M0W



OSC20-M0W

Related Products
Low-voltage wiring is used to connect Leviton Occupancy Sensors to Cat. No. OPP20 Super Duty Power Packs and OSP20 Power Packs, or OPB15 Power Base Adapter (purchased separately). **See pages N-29 to N-32 for more information.**

Field of View for Low Voltage Multi-Technology Ceiling-Mount Occupancy Sensors

OSC05-M0W (in feet)

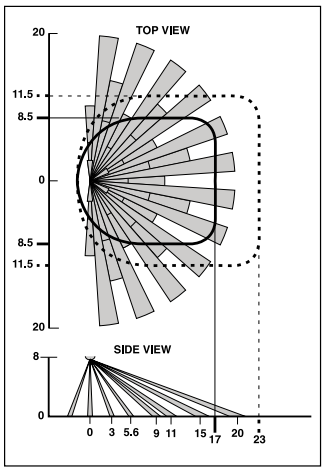

OSC10-M0W (in feet)

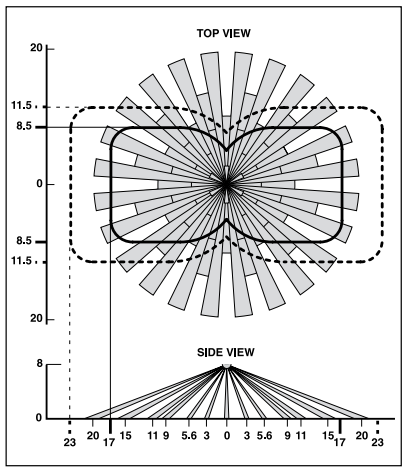

OSC20-M0W (in feet)

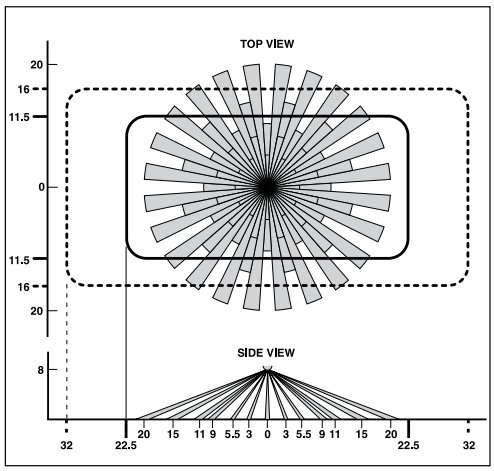

Major Motion, IR Minor Motion, Ultrasonic Major Motion, Ultrasonic

SPOTLIGHT

NAFTA Compliant, Made in the USA

Leviton is the smart choice for GFCIs, Lighting Controls, Occupancy/Vacancy Sensors, Relay Control Panels, Submeters and Entertainment Lighting products that meet NAFTA (North American Free Trade Agreement) or ARRA (American Recovery and Reinvestment Act) requirements. For an up-to-date, comprehensive listing of Leviton's NAFTA or ARRA compliant products go to www.leviton.com/usa

made in USA

LEVITON

OCCUPANCY SENSING | Low Voltage Ultrasonic Ceiling-Mount

Ultrasonic Ceiling-Mount Occupancy Sensors

Advanced ultrasonic sensing technology for highly accurate monitoring, including small-motion detection. All-digital self-adjusting technology provides an "install and forget" solution for automatic lighting control. Use with Leviton Power Pack.

Features and Benefits

Functional

- Ultrasonic sensing for maximum range and sensitivity combined with accurate small-motion detection
- Self-adjusting settings continuously analyze and adjust sensitivity, timer operation and air current compensation for reliable long-term performance
- Ambient light override to prevent lights from turning on when there is ample natural light
- Manual delayed-off-time settings of 30 seconds to 30 minutes
- Self-adjusting delayed-off time interval settings for 30 seconds to 30 minutes. Compensates for real-time occupancy patterns — preventing unnecessary on/off switching
- Non-volatile memory preserves all automatic and manual settings during power outages

Physical

- Small, unobtrusive unit blends in with any décor
- Fast, simple installation using 4 color-coded low-voltage wires and a single mounting post
- Compatible with Wiremold® surface raceways for mounting to hard ceilings

Ultrasonic Ceiling-Mount Occupancy Sensors and Accessories for use with Leviton Power Pack

Description	Cat. No.	Rating	Coverage	Color
Ultrasonic Ceiling Mount Occupancy Sensor	OSC05-U0W	40kHz	180°, 500SF	Off-White
Ultrasonic Ceiling Mount Occupancy Sensor	OSC10-U0W	40kHz	360°, 1000SF	Off-White
Ultrasonic Ceiling Mount Occupancy Sensor	OSC20-U0W	32kHz	360°, 2000SF	Off-White
Ultrasonic Ceiling Mount Occupancy Sensor with Isolated Relay	OSC05-RUW	40kHz	180°, 500SF	White
Ultrasonic Ceiling Mount Occupancy Sensor with Isolated Relay	OSC10-RUW	40kHz	360°, 1000SF	White
Ultrasonic Ceiling Mount Occupancy Sensor with Isolated Relay	OSC20-RUW	32kHz	360°, 2000SF	White
Power Base Adapter	OPB15-0DW	—	—	Off-White
Cosmetic Adapter	OPBCA-00W	—	—	Off-White
Protective Cage for Ceiling-Mount Sensors	ODCCG-000	—	—	White

Note: Use low-voltage wiring to connect sensors to OSPXX Power Pack



OSC05-U0W

Field of View for Low Voltage Ultrasonic Ceiling-Mount Occupancy Sensors

OSC05-U0W Field of View (in ft)

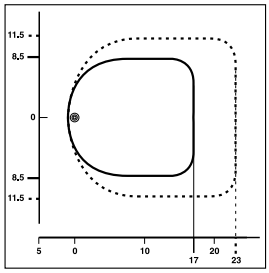

OSC10-U0W Field of View

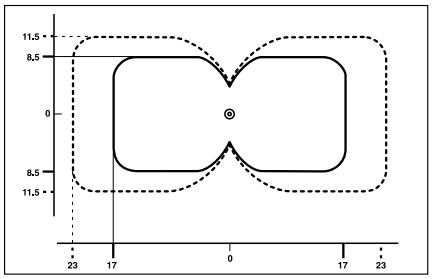

OSC20-U0W Field of View

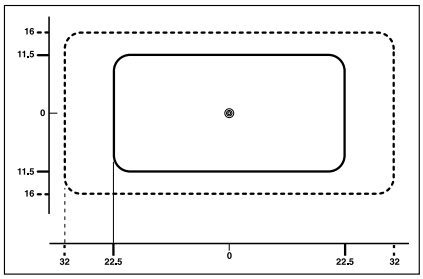

Minor Motion, Ultrasonic Major Motion, Ultrasonic

Related Products

Low-voltage wiring is used to connect Leviton Occupancy Sensors to Cat. No. OPP20 Super Duty Power Packs and OSP20 Power Packs, or OPB15 Power Base Adapter (purchased separately). **See pages N-29 to N-32 for more information.**

Infrared Ceiling-Mount Occupancy Sensors

Features and Benefits

Functional

- Self-adjusting settings continuously analyze and adjust sensitivity, timer operation, and long-term performance
- Isolated relay supports HVAC or other Class 2 low voltage signals
- Supports both 24V AC/VDC power supplies
- Ambient light override prevents lights from turning on when there is ample natural light
- Manual delayed-off-time settings of 30 seconds to 30 minutes
- Self-adjusting delayed-off-time interval settings for of 30 seconds to 30 minutes. Compensates for real-time occupancy patterns — preventing unnecessary on/off switching
- Non-volatile memory preserves all automatic and manual settings during power outages

Physical

- Small, unobtrusive unit blends in with any décor
- Fast, simple installation using 4 color-coded low-voltage wires and a single mounting post
- Compatible with Wiremold® surface raceways for mounting to hard ceilings

Infrared Ceiling-Mount Occupancy Sensors and Accessories for use with Leviton Power Pack

Description	Cat. No.	Coverage	Color
Infrared Ceiling-Mount Occupancy Sensor	OSC04-I0W	360°, 450 sq. ft	Off-White
Infrared Ceiling-Mount Occupancy Sensor	OSC15-I0W	360°, 1500 sq. ft	Off-White
Infrared Ceiling-Mount Occupancy Sensor with Isolated Relay	OSC04-RIW	360°, 450 sq. ft	White
Infrared Ceiling-Mount Occupancy Sensor with Isolated Relay	OSC15-RIW	360°, 1500 sq. ft	White
Power Base Adapter	OPB15-0DW	—	Off-White
Cosmetic Adapter	OPBCA-00W	—	Off-White
Protective Cage for Ceiling-Mount Sensors	ODCCG-000	—	White

Note: Use low-voltage wiring to connect sensors to OSPXX Power Pack


OSC04-I0W

Field of View for Low Voltage Infrared Ceiling-Mount Occupancy Sensors

OSC04-I0W (in feet)

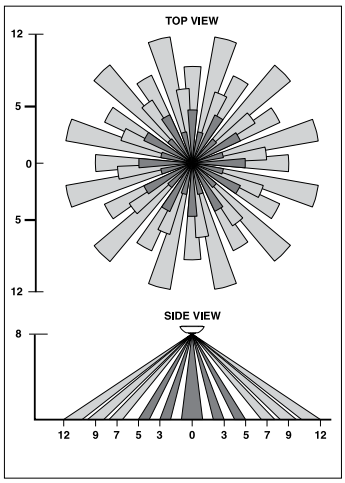

OSC15-I0W (in feet)

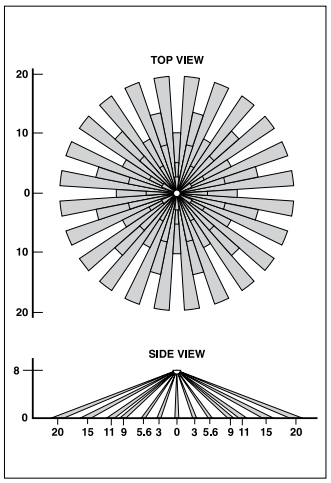

Minor Motion, IR Major Motion, IR

LEVITON

OCCUPANCY SENSING | Low Voltage Multi-Technology Wall-Mount

Multi-Technology Wall-Mount Occupancy Sensors

Advanced motion sensors combine infrared and ultrasonic technology for highly accurate monitoring without false triggering. Advanced Passive Infrared technology for highly accurate monitoring in a variety of commercial applications. All-digital self-adjusting technology provides "install and forget" solution for automatic lighting control.

Features and Benefits

- Ultrasonic sensing for maximum sensitivity combined with passive infrared (PIR) sensing to prevent false triggers from air conditioning and corridor activity
- Isolated relay supports HVAC or other Class 2 low voltage signals
- Supports both 24V AC/VDC power supplies
- Adjustable swivel neck rotates 80° vertically and 60° horizontally. Can be used for ceiling or wall mounting
- Self-adjusting settings continuously analyze and adjust sensitivity, timer operation, and air current compensation for reliable, long-term performance
- Ambient light override to prevent lights from turning on when there is ample natural light
- Manual delayed-off-time settings of 30 seconds to 30 minutes
- Self-adjusting delayed-off-time interval settings of 30 seconds to 30 minutes. Compensates for real-time occupancy patterns, preventing unnecessary on/off switching
- Non-volatile memory preserves all automatic and manual settings during power outages
- Fast, simple installation using 3 color-coded low-voltage wires and a single mounting post

Multi-Technology Wall-Mount Occupancy Sensors and Accessories for use with Leviton Power Pack or Power Base Adapter

Description	Cat. No.	Rating	Operating Frequency	Color
Wall-Mount Multi-Technology Occupancy Sensor	OSW12-M0W	115°, 1200SF	32kHz	Off-White
Wall-Mount Multi-Technology Occupancy Sensor with Isolated Relay	OSW12-RMW	115°, 1200SF	—	White
Power Base Adapter	OPB15-0DW	—	—	Off-White
Cosmetic Adapter	OPBCA-00W	—	—	Off-White
Protective Cage for Ceiling-Mount Sensors	OSWCG-P0W	—	—	White

Note: Use low-voltage wiring to connect sensors to OSPXX Power Pack



OSW12-M0W
Wall Mount

Field of View for Low Voltage Multi-Technology Wall-Mount Occupancy Sensors

OSW12-M0W (in feet)

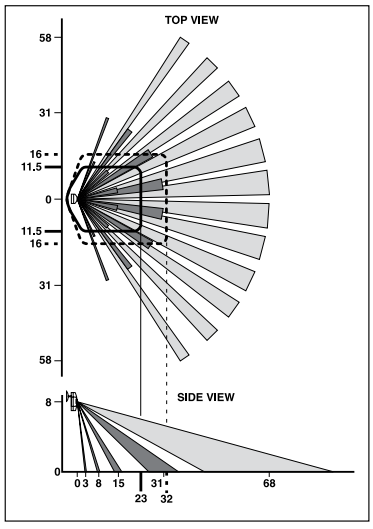

Related Products
Low-voltage wiring is used to connect Leviton Occupancy Sensors to Cat. No. OPP20 Super Duty Power Packs and OSP20 Power Packs, or OPB15 Power Base Adapter (purchased separately). **See pages N-29 to N-32 for more information.**

Infrared Indoor Wall-Mount Occupancy Sensors

Advanced PIR technology for highly accurate monitoring. All-digital self-adjusting technology provides an "install and forget" solution for automatic lighting control. Use with Leviton Power Pack.

Features and Benefits

- Self-adjusting settings continuously analyze and adjust for optimum performance
- Isolated relay supports HVAC or other Class 2 low voltage signals
- Supports both 24V AC/VDC power supplies
- Adjustable swivel neck rotates 80° vertically and 60° horizontally. Can be used for ceiling or wall mounting
- Ambient light override prevents lights from turning on when there is ample natural light
- Manual delayed-off-time settings of 30 seconds to 30 minutes
- Self-Adjusting delayed-off-time interval settings for 30 seconds to 30 minutes. Compensates for real-time occupancy patterns — preventing unnecessary on/off switching
- Non-volatile memory preserves all automatic and manual settings during power outages
- Fast, simple installation using 3 color-coded low-voltage wires and a single mounting post

Infrared Indoor Wall-Mount Occupancy Sensors and Accessories for use with Leviton Power Pack or Power Base Adapter

Description	Cat. No.	Coverage	Color
Wide-View PIR Wall-Mount Occupancy Sensor	OSWWW-I0W	115°, 2500SF	Off-White
High-Bay PIR Wall-Mount Occupancy Sensor	OSWHB-I0W	55 ft. x 7 ft. wide @ 10 ft. high	Off-White
Long-Range PIR Wall-Mount Occupancy Sensor	OSWLR-I0W	100 ft. x 14 ft. @ 10 ft. high	Off-White
Wall Mount Wide-View PIR Occupancy Sensor with Isolated Relay	OSWWV-RIW	115°, 2500SF	White
Wall Mount High Bay PIR Occupancy Sensor with Isolated Relay	OSWHB-RIW	55 ft. x 7 ft. wide @ 30 ft. high	White
Wall Mount Long-Range PIR Occupancy Sensor with Isolated Relay	OSWLR-RIW	100 ft., 110° @ 10 ft. high	White
Power Base Adapter	OPB15-0DW	—	Off-White
Cosmetic Adapter	OPBCA-00W	—	Off-White
Protective Cage for Ceiling-Mount Sensors	OSWCG-P0W	—	White

Note: Use low-voltage wiring to connect sensors to OSPXX Power Pack

Continued on next page



OSWHB-I0W

Related Products
Low-voltage wiring is used to connect Leviton Occupancy Sensors to Cat. No. OPP20 Super Duty Power Packs and OSP20 Power Packs, or OPB15 Power Base Adapter (purchased separately). **See pages N-29 to N-32 for more information.**

OCCUPANCY SENSING | Low Voltage Infrared Wall-Mount

Continued from previous page

Infrared Indoor Wall-Mount Occupancy Sensors

Field of View for Low Voltage Infrared Indoor Wall-Mount Occupancy Sensors

OSWWV Field of View (in feet)

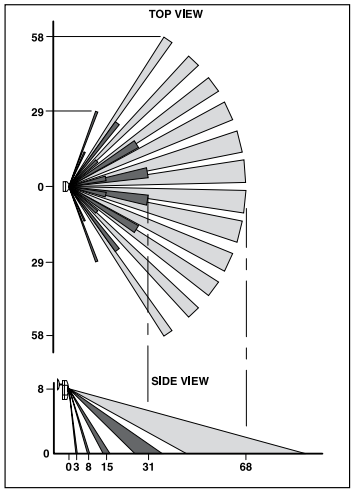

OSWHB Field of View

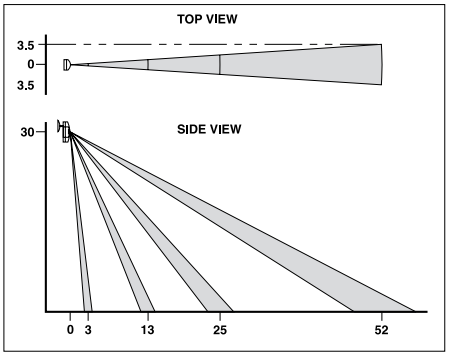

OSWLR Field of View

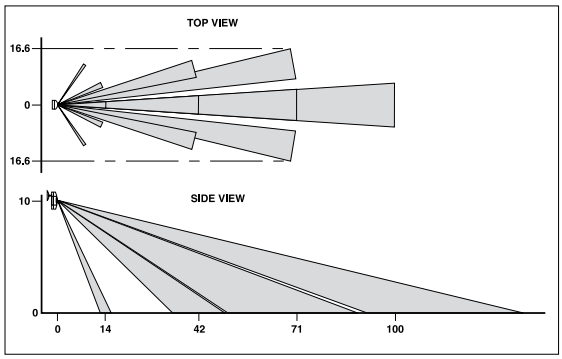

Minor Motion, IR

Major Motion, IR

SPOTLIGHT

NAFTA Compliant, Made in the USA

Leviton is the smart choice for GFCIs, Lighting Controls, Occupancy/Vacancy Sensors, Relay Control Panels, Submeters and Entertainment Lighting products that meet NAFTA (North American Free Trade Agreement) or ARRA (American Recovery and Reinvestment Act) requirements. For an up-to-date, comprehensive listing of Leviton's NAFTA or ARRA compliant products go to www.leviton.com/usa

made in USA

Power Packs and Power Base Adapter

Power packs provide power for occupancy sensors as well as load switching circuitry. A Leviton Power Pack is required with any low voltage occupancy sensor. Add-A-Relay units can be used to expand control capability.

Features and Benefits

OPP20 Super Duty Power Pack

- Robust and reliable mechanically held 20A latching relay provides dependability and robust performance for all load types and provides power savings over electrically held relay power packs
- Industry exclusive fail-safe circuitry - in the event of product failure, Return-to-Closed capability causes relay to default to a closed position (ON) for safe operation and alleviates safety concerns
- Industry exclusive H.I.S. (High Inrush Stability) circuit designed to handle high inrush electronic ballast loads
- Submitted and passed for stringent testing
  - — Tested over 1,500,000 loaded cycles
  - — Passed NEMA 410 testing for electronic ballast current overload at 16A
  - — UL/cUL 916 Listed for Energy Management Equipment
- Multiple compliance and regulatory UL and CSA testing - consult factory for details
- Output short circuit protection
- Optimal installation flexibility
  - — Class 2 wires are Teflon coated for UL2043 Plenum Rated applications
  - — Mounts inside or outside fluorescent ballast cavity
  - — Mounts inside or outside junction box

OPP20-0D1

- Auto-ON occupancy sensor input

OPP20-0D2

- Exclusive self-detect configurable local switch input - momentary or maintained
- Configurable for Auto-ON and Manual-ON occupancy sensor inputs
- Complies with CA Title 24

OPP20-RD3

- Auto-ON occupancy sensor input
- Photocell (switching only) ready

OPP20-RD4

- Exclusive self-detect configurable local switch input - momentary or maintained
- Configurable for Auto-ON and Manual-ON occupancy sensor inputs
- Photocell (switching only) ready
- Complies with CA Title 24

OSP20 Power Pack

- For use with all OS Series occupancy sensors, as power supply
- Auto-ON and manual-ON inputs for occupancy sensors (OSP20-RDH)
- Hold-ON and Hold-OFF capabilities (OSP20-RDH)
- Switches incandescent, magnetic and electronic fluorescent, magnetic and electronic low voltage, and motor loads
- Compact size and light weight allows easy mounting through knockout in junction box (from either inside or outside the box) with a simple twist-on nut

Continued on next page

OCCUPANCY SENSING | Power Packs and Power Base Adapter

Continued from previous page

Power Packs and Power Base Adapter

Features and Benefits

Add-A-Relay
- Expands power pack load capacity by functioning as a supplementary relay
- Provides ability to switch loads in different voltage systems
- Compatible with electronic ballasts
- Same compact size and mounting features as Power Pack
- Zero-crossing switching circuitry for outstanding durability

Nipple Adapter
- Simplifies the connection of occupancy sensor to the low-voltage side of a power pack mounted inside a fluorescent ballast cavity
- 1/2" conduit lock nut included

Commercial Grade Occupancy Sensor Power Packs

Occupancy Sensor Power Packs

Description	Cat. No.	Power Input*	Relay Rating	Control Input	Power Supply Output
Super Duty Power Pack, Basic with Auto-ON	OPP20-0D1	120-230-277V AC, 50/60 Hz	20A, 2400W @ 120V — Incandescent 20A, 2400VA @ 120V — Fluorescent 20A, 5540VA @ 277V — Fluorescent 16A, 4430VA @ 277V — Electronic Ballasts 1/2 HP @ 120V — Motor Load 2 HP @ 240/277V — Motor Load	2mA, 24VDC	225mA, 24VDC, 5.4W
Super Duty Power Pack with Auto-ON, Manual-ON, and Local Switch Inputs, CA Title 24	OPP20-0D2				
Super Duty Power Pack with Auto-ON and Photocell Input	OPP20-RD3				
Super Duty Power Pack with Auto-ON, Manual-ON, Switch, and Photocell Input, CA Title 24	OPP20-RD4				

*Consult with factory for 208, 220, and 240V models

Continued on next page



OPP20

Continued from previous page

Commercial Grade Occupancy Sensor Power Packs

Occupancy Sensor Power Packs

Description	Cat. No.	Power Input*	Relay Rating	Control Input	Power Supply Output
Power Pack	OSP20-0D0	120-230-277V AC, 50/60Hz	20A fluorescent/incandescent @ 120V, 20A fluor. @ 230-277V; 1HP @ 120V, 2HP @ 240V	5mA, 24VDC	150mA, 24VDC
Power Pack with HVAC Relay	OSP20-RD0	120-230-277V AC, 50/60Hz	20A fluorescent/incandescent @ 120V, 20A fluor. @ 277V; 1HP @ 120V, 2HP @ 240V; HVAC: 0.5A @ 120V AC, 1A @ 30VDC	5mA, 24VDC	150mA, 24VDC
Power Pack with HVAC Relay	OSP15-R30	347V AC, 60Hz	15A fluorescent @ 347V; 1HP @ 120V, 2HP @ 240V; HVAC: 0.5A @ 120V AC, 1A @ 30VDC	5mA, 24VDC	120mA, 24VDC
Add-A-Relay Unit with HVAC Relay	OSA20-R00	—	15A incandescent @ 120V, HVAC: 0.5A @ 125V AC, 1A @ 30VDC	5mA, 24VDC	—
Power Pack with HVAC Relay with Auto-ON and Manual- ON Inputs for Occupancy Sensors	OSP20-RDH	120-230-277V AC, 50/60Hz	20A incandescent @ 120V, 20A fluor. @ 120-230-277/347V AC; 1/2HP @ 120V, 2HP @ 240-277V; HVAC: 0.5A @ 120V AC, 1A @ 30VDC	5mA, 24VDC	225mA, 24VDC

*Consult with factory for 208, 220, and 240V models



OSP20-RD0



OSP20-RDH

SPOTLIGHT

NAFTA Compliant, Made in the USA

Leviton is the smart choice for GFCIs, Lighting Controls, Occupancy/Vacancy Sensors, Relay Control Panels, Submeters and Entertainment Lighting products that meet NAFTA (North American Free Trade Agreement) or ARRA (American Recovery and Reinvestment Act) requirements. For an up-to-date, comprehensive listing of Leviton's NAFTA or ARRA compliant products go to www.leviton.com/usa

made in USA

LEVITON

OCCUPANCY SENSING | Power Packs and Power Base Adapter

Power Packs and Power Base Adapter and Accessories

Power Pack Capacity Formula

Leviton power packs can be used to provide power to one or more occupancy sensors. Since current consumptions of occupancy sensors may vary, the best way to ensure you order the correct number of power packs and Add-A-Relays is by using this formula:

Sensor	Current Consumption
OSC04-I, OSC15-I, OSWHB-I, OSWLR-I, OSWWV-I	10-15mA
OSC05-M, OSC05-U, OSW12-M	25mA
OSC10-M, OSC10-U	30mA
OSC20-M, OSC20-U	40mA
OSA20-R00 Add-A-Relay	50mA

Number of Model A sensors X Sensor A current consumption rating + **Number of Model B sensors X Sensor B current consumption rating** + **Number of Add-A-Relays X 50mA** ≤ **Power Supply Output**

Self-Contained Power Base Adapter

Converts any Leviton low voltage ceiling or wall-mount occupancy sensor to a self-contained, line voltage unit with 15A, 120/277V load capacity.

Features and Benefits

- Patent-pending design converts Leviton low voltage ceiling sensors to line voltage
- Ideal for both existing buildings with limited access to low-voltage wiring and new construction with line-voltage circuiting only
- Mounts easily in standard 2 1/8" deep x 4" octagon or 2 1/8" deep x 4" square electrical box with a 2-gang mud ring; flying leads provide fast line voltage connections
- Two-piece terminal block provides fast, easy low-voltage connections to the sensor
- Relay uses zero-crossing circuitry for enhanced reliability and long-life operation

Power Base Adapter*

Description	Cat. No.	Power Input/Output	Rating	Color
Converts select Leviton low-voltage ceiling or wall mount occupancy sensor models to a self-contained line voltage unit	OPB15-0DW	Power Input: 120-230-277V AC, 50/60Hz Control Input: 24VDC, 5mA Power Output: 120V AC @15A incandescent; 277V AC @ 15A fluorescent; Motor: 120V AC 3/4HP, 277V AC 2HP Control Output: 24VDC, 40mA	15A	Off-White
Cosmetic Adapter	OPBCA-00W	—	—	Off-White

Agency Listings & Code Compliance: NOM Certified.
*Available in Off-White only.
Consult with factory for 208, 220, 230 and 240V models.
Note: Coverts OSCxx-I, OSCxx-M and OSCxx-U. Does not convert OSCxx-R



OPB15-0DW (Occupancy Sensor not included)

Outdoor Motion Sensors

Passive Infrared (PIR) outdoor motion sensors provide outstanding value in security lighting, as well as convenience, safety and energy savings for a wide range of commercial and residential applications.

Features and Benefits

Professional Series

- Adjustable sensitivity and immunity to RFI signals reduces false triggers
- Ambient light override prevents lights from turning on when there is ample natural light
- Surge suppression minimizes likelihood of damage due to electrical surges
- Temperature compensation feature ensures uniform performance in extreme hot or cold weather and during temperature fluctuations

Residential Series

- Ideal for a wide range of residential settings including backyards, garages, entranceways, porches, swimming pool areas, doorways, and private docks
- Adjustable sensitivity reduces false triggers

Both Series

- Sensor neck adjustment allows accurate monitoring: 110° vertical, 180° horizontal, 110° rotational
- With or without dual floodlight lampholder
- Adjustable delayed-off-time settings from 20 seconds (for test mode) to 15 minutes
- Provides automatic, test and continuous modes. Test mode simulates automatic operation with short delayed-off-time for easy adjustments. Continuous mode enables manual override for constant "lights ON" operation (when used with standard on/off switch)

Commercial Grade Outdoor Motion Sensors

Description	Cat. No.	Rating	Coverage	Color
Outdoor PIR Motion Sensor	PS200-10W	Incandescent: 1000W @ 120V. Fluorescent/Inductive: 500VA @ 120V. For 60Hz AC only.	200°	White
Outdoor PIR Motion Sensor with Dual Floodlight Lampholder	PS200-1FW	Same as Above	200°	White
Outdoor PIR Motion Sensor	PS110-10W	Same as Above	110°	White
Outdoor PIR Motion Sensor with Dual Floodlight Lampholder	PS110-1FW	Same as Above	110°	White
Outdoor PIR Motion Sensor	PS200-70W	220-277V AC, 50/60Hz. 10A incandescent, 5A ballasts.	200°	White
Outdoor PIR Motion Sensor with Dual Floodlight Lampholder	PS200-7FW	220-277V AC, 50/60Hz. 10A incandescent, 5A ballasts	200°	White
Outdoor PIR Motion Sensor	PS110-70W	220-277V AC, 50/60Hz. 10A incandescent, 5A ballasts.	110°	White
Outdoor PIR Motion Sensor with Dual Floodlight Lampholder	PS110-7FW	220-277V AC, 50/60Hz. 10A incandescent, 5A ballasts.	110°	White



PS200-10W



PS110-10W

OCCUPANCY SENSING | Outdoor Motion Sensors

Outdoor Motion Sensors

Residential Grade Outdoor Motion Sensors				
Description	**Cat. No.**	**Rating**	**Coverage**	**Color**
Outdoor PIR Motion Sensor	RS110-10W	Incandescent: 500W @ 120V. For 60Hz AC only.	110°	White
Outdoor PIR Motion Sensor with Dual Floodlight Lampholder	RS110-1FW	Incandescent: 500W @ For 60Hz AC only.	110°	White



RS110-10W



RS110-1FW

Field of View for Outdoor Motion Sensors

PS110/RS110 (in feet)

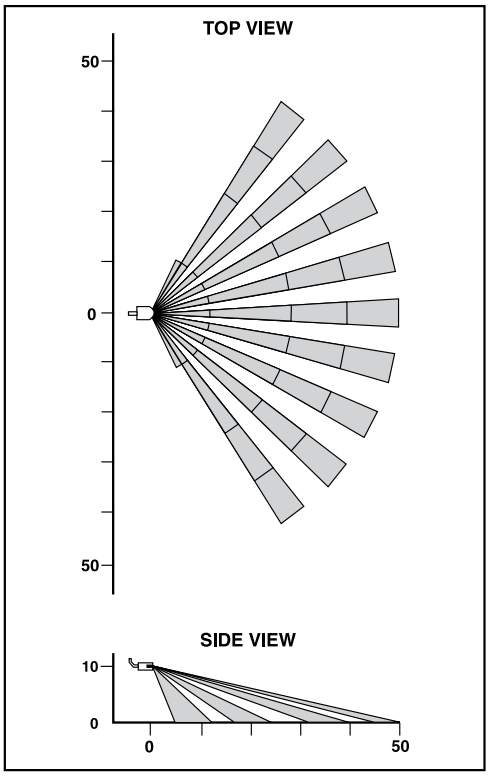

PS200 (in feet)

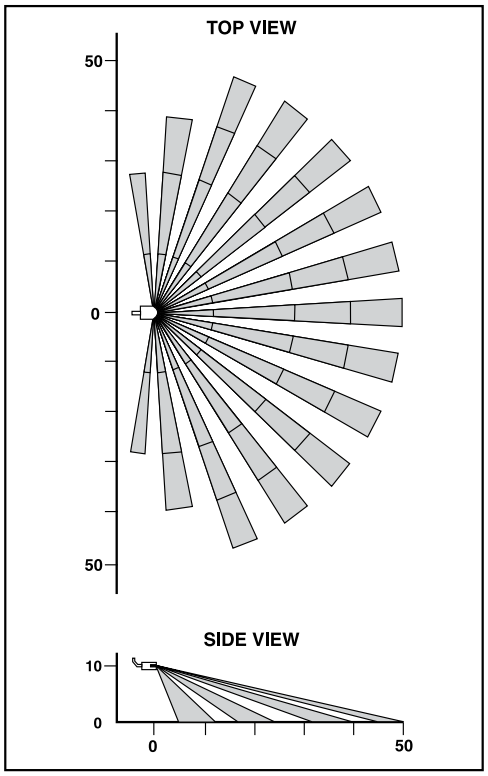

Energy Harvesting Wireless Sensors

LevNet RF™ Energy Harvesting Sensors are part of LevNet RF™'s complete line of energy harvesting solutions. The occupancy sensors have built-in solar cells that draw on available ambient light within a space to power themselves and can operate for up to 48 hours in total darkness. The self-powered sensor design also overcomes the placement and coverage challenges of traditional sensors. Self-powered sensors enable flexible placement allowing sensors to be mounted wherever needed without the complexity of moving or installing new wiring.

Features and Benefits

- Zero Power Consumption: Solar power provides the energy to keep the device on and sensor technology turns the lights off, lowering the end user's energy bill
- Zero External Power Required: With no power wire limitations, this enables the installer to place the sensor in the optimal location to capture minor motion and reduce false OFFs
- No Additional Wiring: Self-powered wireless technology eliminates the need to pull additional wire, making installation quick and easy and increasing labor savings with little to no impact on business during conversion
- Advanced Field-of-View: Superior detection for parallel and perpendicular motion; innovative technology detects motion moving directly towards the sensor; 360° rotation to fine tune location of solar cells and field-of-view for the most accurate sensing possible

Ideal Uses

- Retrofits, new construction, restrooms, conference rooms, classrooms, private and executive offices and retail spaces

Commercial Energy Harvesting Wireless Sensors

Description	Cat. No.	Coverage	Color
LevNet RF™ Low Profile Self-Powered PIR Occupancy Sensor	WSC04-IRW	360°, 450SF	White
LevNet RF™ Low Profile Self-Powered PIR Occupancy Sensor	WSC15-IRW	360°, 1500SF	White
LevNet RF™ Self-Powered PIR Occupancy Sensor	WSC04-I0W	360°, 450SF	White



WSC04-IRW

Field of View for LevNet RF™ Energy Harvesting Wireless Sensors

WSC15 (in feet)

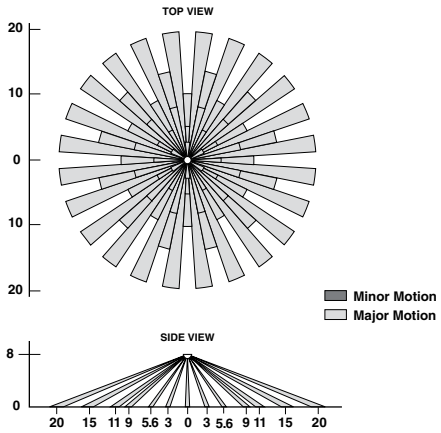

WSC04 (in feet)

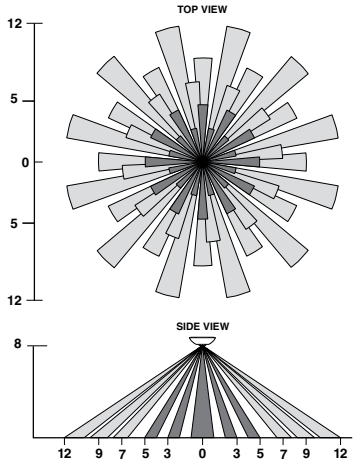

Related Products
LevNet RF™ is Leviton's family of energy harvesting radio frequency products. **See pages N-36 to N-43 for more information.**

Room Control

LevNet RF™ Energy Harvesting Wireless Solutions

LevNet RF™ is Leviton's family of energy harvesting radio frequency products based on EnOcean's technology. EnOcean-based products, including the LevNet RF™ products, have three common features. They are:

• ***Energy Harvesting Technology*** • ***Wireless (Radio Frequency)*** • ***Interoperable within an RF-Based Network***

Energy harvesting technology allows LevNet RF™ transmitters (i.e., occupancy sensors, switches, light sensors and hotel key card switches) to operate indefinitely without external power or batteries. Self-powered transmitters receive power from the motion of a switch actuation, light on a solar cell or temperature differentials in the environment for a true zero-maintenance energy harvesting device. Operating in the 315 mHz band provides minimal competing traffic and greater transmission range than other technologies. With no additional or new wiring required, LevNet RF™ delivers easy-to-install energy harvesting lighting controls with little to no interruption to a customer's operations and without damage to the customer's property.

Product Overview

There are three main types of LevNet RF™ products:

— A TRANSMITTER, such as a switch, generates a wireless RF control signal (e.g., "ACTUATE RELAY"). All transmitters are self-powered products that can be located anywhere and send transmission signals. Transmitters are available in occupancy sensor, light sensor, switch leg, Vizia®-style remote switch, Decora® rocker switch remote, handheld remote, hotel key card and 3 x 3 remote switch (international) varieties.

— A RECEIVER receives a control signal from a transmitter and performs the appropriate action (e.g., activate or deactivate the relay). All receivers are connected to a power source and a load that the receiver operates when the RF signal is received. Receivers are available in basic and advanced wall switch, 3- and 5-wire relay, plug-in and thermostat styles.

— A TRANSCEIVER acts as both a transmitter (when it is generating an RF signal) and as a receiver (when it receives and processes an RF signal generated by a transmitter). The transceiver can also be used as a repeater where it utilizes the receiver and then retransmits the RF signal. Leviton offers room, shade, dimmer and 4- and 8-channel relay controllers.

— Accessories available for LevNet RF™ products include RS-232 serial box, signal strength meter, power packs and industrial wireless relay.

Features and Benefits

- Easy to install for new construction and retrofit applications, requiring minimal labor disruption to operations
- Requires no new wiring and installs in ¼ the time of hardwired sensors, translating into faster turnaround and reduced costs
- With no batteries to replace and no maintenance to perform, plus annual energy savings and rebates that can total up to 80% in reduced costs, LevNet RF™ revolutionizes efficiency and savings
- Lowest power consumption of any RF device with less than one Watt per device used annually, saving approximately 70% over other RF devices
- LevNet RF™ is the only energy harvesting wireless solution that fulfills LEED requirements to earn LEED points for both wireless control and no battery
- Operation at 315 mHz band reduces interference and increases transmission range
- Range: 50 to 150 feet
- FCC Certified for Wireless Communication (U.S.), I.C. Certified (Canada)*
- Backed by a limited 5-year warranty

*Excludes WSD02-020.
NAFTA and Made in USA models available — visit www.leviton.com/NAFTA or www.leviton.com/USA
Visit www.leviton.com/levnetrf for more information

LevNet RF™ Energy Harvesting Wireless System

Basic System Selection

STEP 1 Determine What LOADS You Want to Control: Lighting, HVAC, Lamp, TV, etc.

STEP 2 Pick the Appropriate RF RECEIVER and/or TRANSCEIVER

LevNet RF™ Wireless/ Wired-In Receivers



Receiving



LevNet RF™ Wireless/ Wired-In Transceivers



Receiving





Repeating

STEP 3 Pick the Appropriate Energy Harvesting Wireless RF Transmitter (Sensor or Switch)

LevNet RF™ Sensor or Switch







Transmitting

Tip *A good way to visualize your wireless system is to imagine that the "wires" connecting each device are invisible wires or "unique addresses."*

Wired vs. Wireless Cost

*Installation time per device: 45-50 minutes for hardwired vs. 10-15 minutes for wireless devices

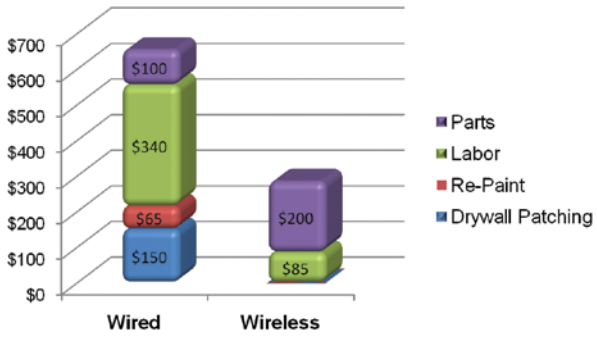

LevNet RF™ Receivers and Transceivers

Advanced Wall Switch Receivers		
	Neutral Model	**Non-Neutral Model**
Cat. No.	**WSS10-0UZ**	**WSS10-GUZ**
Description	Use for larger rooms with multiple loads. Advanced pairing for rocker, momentary and toggle	
Input Voltage	120-230-277V AC	
Power Consumption	120V < 1/2 Watt; 277V < 3/4 Watt	
Memory	Stores up to 10 Transmitter IDs	
Button Pairing Modes	WSSoS-P, WSCxx Rocker, Momentary and Toggle	
Vacancy Confirmation	30 seconds	
Mode	Presentation	
Time Delay	2 min (test), 10, 20, 30 min	
Load Rating	Incandescent: 800W @ 120V Fluorescent Ballasts: 1200VA @ 120V Fluorescent Ballasts: 2700VA @ 277V Motor: 1/4 HP Load @ 120V	Incandescent: 800W @ 120V Fluorescent Ballasts: 1200VA @ 120V Fluorescent Ballasts: 2700VA @ 277V Motor: 1/4 HP Load @ 120V 25W minimum load required (reduce range by 15')
Additional Listings	ETL/C-ETL: UL508, Title 24 Compliant	

Color Change Kit ships with White, Ivory and Light Almond faceplates



WSS10

Coordinating Faceplates for LevNet Wall Switch Receivers		
Cat. No.	**Color**	**Quantity**
WSSCC-00G	Gray	25 per package
WSSCC-00E	Black	25 per package

SPOTLIGHT
LevNet RF™

For more information on our energy harvesting wireless solutions, including technical reference, LEED credits, programming videos, and software downloads go to www.leviton.com/levnetrf



3-Wire Relay Receivers

	120V AC/500W	277V AC/1150W	240V AC/1000W
Cat. No.	**WST05-010**	**WST05-020**	**WST05-080**
Power Supply Input	120V AC, 50/60Hz	277V AC, 50/60Hz	240V AC, 50/60Hz
Max Loads/ Contact Ratings	Tungsten/Incandescent: 500W Fluorescent Ballast: 3A General Duty: 6A A300 Pilot Duty: 120VA	Tungsten/Incandescent: 1150W Fluorescent Ballast: 3A General Duty: 6A A300 Pilot Duty: 277VA	Tungsten/Incandescent: 1000W Fluorescent Ballast: 3A General Duty: 6A A300 Pilot Duty: 240VA
Memory	Stores up to 30 Transmitter IDs		
Output Channels	1 FORM A Relay		
Time Delay	15 min		
Additional Listings	ETL: UL244A and UL2043, C-ETL: CSAc22.2#14-05 For WSx02-R10: ETL: UL244A (pending), C-ETL: CSAc22.2#156 (pending)		

*Tungsten/Incandescent, Fluorescent Ballast and General Duty ratings are all expressed as N.O. Contact/N.C. Contacts

5-Wire Relay Receivers — Utilizing Isolated Relay

	120V AC/1500W/500W	277V AC/3400W/1100W	240V AC/3000W/1000W
Cat. No.	**WST12-010**	**WST12-020**	**WST12-080**
Power Supply Input	120V AC, 50/60Hz	277V AC, 50/60Hz	240V AC, 50/60Hz
Max Loads/ Contact Ratings	Tungsten/Incandescent: 1500W/500W Fluorescent Ballast: 8A/2A General Duty: 16A/5A A300 Pilot Duty: 360VA Motor Load: 60 LRA, 10 FLA, 1/2HP Other Devices: 16A	Tungsten/Incandescent: 3400W/1100W Fluorescent Ballast: 8A/2A General Duty: 16A/5A A300 Pilot Duty: 830VA Motor Load: 60 LRA, 10 FLA, 1/2HP Other Devices: 16A	Tungsten/Incandescent: 3000W/1000W Fluorescent Ballast: 8A/2A General Duty: 16A/5A A300 Pilot Duty: 720VA Motor Load: 60 LRA, 10 FLA, 1/2HP Other Devices: 16A
Memory	Stores up to 30 Transmitter IDs		
Output Channels	1 FORM C Relay COM, N.O., N.C.		
Time Delay	15 min		
Additional Listings	ETL: UL244A and UL2043, C-ETL: CSAc22.2#14-05 For WSx02-R10: ETL: UL244A (pending), C-ETL: CSAc22.2#156 (pending)		

*Tungsten/Incandescent, Fluorescent Ballast and General Duty ratings are all expressed as N.O. Contact/N.C. Contacts



WST05

LevNet RF™ Receivers and Transceivers

Dimmer Modules

	0-10V RF Dimmer with On/Off Control and Sensor Input
Cat. No.	**WSD01-001**
Memory	Stores up to 30 unique Transmitter IDs
Power Supply	12-28V, 40mA (not incl. load current)
Sensor Input Rating	0-28VDC, <1V is low, >3V is high
Output Rating	4mA, 0-10V Output
Output Rating, Switched Output	5A DC, Isolated, 30V DC max
Input Channels	1 Motion Detector/Sensor Input
Output	1 Output 0-10V, 1 Switch Outout
Time Delay	15 minutes



WSD01

RF Receptacle

	Receptacle for Wireless Plug Load Control	
Cat. No.	**WSG15-0DZ**	**WSG15-TDZ**
Power Supply	125V AC, 60Hz, 15A	
Power Consumption	120V AC @10mA AC (320mW typical)	
Switched Side: Max Loads/ Contact Ratings	General Use/Resistive: 15A, Incandescent: 1800W, Inductive: 1800VA, 1/2HP, 120V AC	
Controlled	Single (Top)	Dual**

*Z — Comes packaged with five color faceplates: White, Ivory, Light Almond, Gray and Black.
**CA Title 24 Compliant



WSG15-TDZ

LevNet RF™ Transmitters

Sensors				
	Ceiling Mount Occupancy Sensors			Wall Mount Occupancy Sensors
Cat. No.	**WSC04-IRW**	**WSC15-IRW**	**WSC04-I0W**	**WSWDR-I0W**
Coverage	450SF	1500SF	450SF	80 ft
Power Consumption	Zero			Zero
Photocell	—			—
Transmission	60 seconds (+/- 10 sec)			30 minutes @ 0.5FC (5 LUX); 15 minutes @ 1.0FC (10 LUX); 30 seconds @ 20FC (200 LUX)
Minimum Light Required	4FC (40 LUX)			1.5FC (15 LUX)
Minimum Charge Time to Begin Operation	1 minute @ 20FC (200 LUX)			1 minute @ 1.5FC (15 LUX); 5 seconds @ 20FC (200 LUX)
Maintain Charge Time	3 hours per 24 hours @ 20FC (200 LUX)			3 hours per 24 hours @ 20FC (200 LUX)
Operating Life at Full Charge	48 hours			48 hours
Additional Listings	Title 24 Compliant			—

	Window/Door Contact Sensors	Light Sensors
Cat. No.	**WSR00-030**	**WSCPC-00W**
Coverage	75 ft (typical)	50-150 ft
Power Consumption	Zero	Zero
Photocell	—	0-94.8FC (0-1020 LUX)
Transmission	60 seconds (+/- 10 sec)	Upon >20FC (200 LUX) changes
Minimum Light Required	4FC (40 LUX)	4FC (40 LUX)
Minimum Charge Time to Begin Operation	<2.5 min @ 40FC (400 LUX), 77° F (25° C)	1 minute @ 20FC (200 LUX)
Maintain Charge Time	3 hours per 24 hours @ 20FC (200 LUX)	3 hours per 24 hours @ 20FC (200 LUX)
Operating Life at Full Charge	6 days if energy storage is fully charged	48 hours
Additional Listings	—	Title 24 Compliant


WSC04-IRW


WSWDR


WSR00


WSCPC-00W

ROOM CONTROL | LevNet RF™ Transmitters and Thermostats

LevNet RF™ Transmitters

Remote Switches — Controls virtually any on/off device

	Remote Single Push On/Off Decora™ Switch*	Single/Dual Rocker Decora™ Switch*		Handheld 4-Button Remote	Hotel Key Card Switch	3x3 Single/Dual Rocker Switch**	
Cat. No.	**WSS0S-P0x**	**WSS0S-D0x**	**WSS0S-D2x**	**WSS0S-R0W**	**WSS0S-H0W**	**WSS0S-E0X**	**WSS0S-E2X**
Buttons	1 Button	2 Buttons (1 Rocker)	4 Buttons (2 Rockers)	4 Buttons (2 Rockers)	—	2 Buttons (1 Rocker)	4 Buttons (2 Rockers)
Card Slot	—				1 (card IN, card OUT)	—	
Output Channels	Only limited by number of Receivers in range						
Addressing	Factory set unique ID (1 of 4 billion)						

*Available in White (-W), Ivory (-I), Light Almond (-T), Gray (-G) and Ebony (-E).
**Available in White (-E0W, E2W) or Black (-E0B, -E2B)



WSS0S-R0W



WSS0S-H0W

Thermostats

	24V Thermostat	120-277V Thermostat
Cat. No.	**WS0TH -D00**	**WS0TH -A00**
Description	Adjusts temperature based on “occupied” and “unoccupied” signals	
Input Voltage	24V AC/DC	120V AC to 277V AC (102 min to 304 max)
Load Rating	24V (1.5amp/circuit)	120/277 (2.4amp/circuit)
Temperature Monitor Range	32°F to 99.9°F (0°C to 37.7°C)	
Temperature Set Point Range	60°F to 85°F (15.5°C to 29.5°C)	
Sampling Rule	Every 5 seconds	
Fan Control	Selectable: Auto Cycle, Low, Medium, High, Economy, Off	
Memory	Stores up to 30 Switch IDs	
Heat/Cool Control	1 Heat and 1 Cool circuit	



WS0TH

Hardware and Software

	LAN Access Point	USB Computer Link
Cat. No.	**WSAP0-TIP**	**WSCOM-03W**
Description	TCP/IP LevNet RF™ Gateway. Use with Leviton Venergy UI software. View software at www.leviton.com/LevNetRF	Use for testing, monitoring and commissioning a LevNet RF™ environment for use with LevNet RF™. View software at www.leviton.com/LevNetRF



WSAP0



WSCOM

SPOTLIGHT
LevNet RF™

For more information on our energy harvesting wireless solutions, including technical reference, LEED credits, programming videos, and software downloads go to www.leviton.com/levnetrf



Hospitality Key Card Switches

Leviton key card switches are designed to provide energy savings for the hospitality industry by ensuring that no devices are left on when the room in not in use. These switches control electrical circuits by simply inserting or removing the guest's access card into the device. Both line voltage and low voltage switches are available for application flexibility.

Features and Benefits

- Functions as dependable vacancy sensor when guest leaves and removes card
- Reduce energy costs by ensuring circuits are ON only during occupancy (when keycard is in switch)
- Attractive low profile design with color change kit to meet the most common room designs or décor
- LED lighting illuminates the card slot for easy location in a dark room
- High Inrush Stability (H.I.S. Technology)
  - — Zero crossing circuitry optimizes relay operation for reliable, long-life operation
  - — Robust mechanical latching relay is durable for all load types
- No neutral model (HKSWP-GDX) is specially designed for retrofit applications where neutral wires are not available
- Low voltage model is compatible with applications utilizing building automation systems, energy management systems, and lighting control panels
- Fully rated to protect the entire circuit with UL Listing and 20A relay

Hospitality Key Card Switches

Cat. No.	Description
HKSWP-0DX*	Hospitality Key Card switch with color change kit, 120-277V
HKSWP-GDX*	Hospitality Key Card switch with color change kit, 120-277V, no neutral
HKSWP-0LX*	Hospitality Key Card switch with color change kit, 24V
HKSWP-00G*	Faceplate, Gray, 25 pack
HKSWP-00E*	Faceplate, Ebony, 25 pack

*All HKSWP models ship with the Color Change kit — includes a White, Ivory and Light Almond faceplate



HKSWP

miniZ™ Intelligent Daylight Management System

The miniZ combines occupancy sensing, daylight harvesting and flexible lighting control functions in a single, extremely easy-to-install package. miniZ is the first system to offer self-configuring daylight harvesting with ladderless commissioning for install-and-forget convenience. The performance, features and capabilities of the miniZ provide a powerful package at an affordable price.

Features and Benefits

- Autocal™ (patent-pending) automatic photocell calibration
- Ladderless commissioning™ provides install-and-forget convenience
- Automatic correction for Light Loss Factor
- Recognizes and corrects for lumen maintenance issues
- Cost-effective energy code compliance
- Automatic closed- or open-loop, multi-zone daylight harvesting control
- Convenient occupancy sensor and photocell integration
- Simplified daylight harvesting with full range dimming
- Input for external time clock integration, load shedding and emergency override
- Simplified integration with emergency systems
- Controls maximum lighting output for additional energy savings potential
- Daylight switching, full range 0-10V sinking fluorescent dimming and network models available
- Accepts input from local momentary or maintained switches as well as low-voltage input from photocells and occupancy sensors for a comprehensive yet easily installed energy management solution
- Accepts multi-voltage (120V, 277V, 347V) input; 10W Max, 50/60Hz
- Factory pre-tested
- Backed by a limited 5-year warranty

Typical miniZ™ Installation

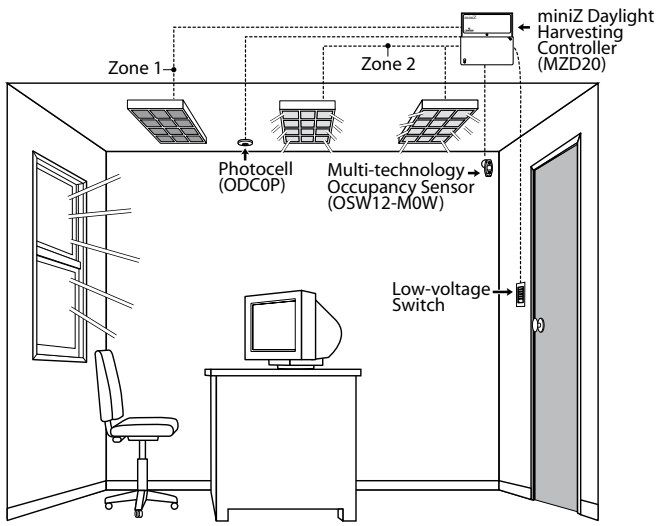

SPOTLIGHT

NAFTA Compliant, Made in the USA

Leviton is the smart choice for GFCIs, Lighting Controls, Occupancy/Vacancy Sensors, Relay Control Panels, Submeters and Entertainment Lighting products that meet NAFTA (North American Free Trade Agreement) or ARRA (American Recovery and Reinvestment Act) requirements. For an up-to-date, comprehensive listing of Leviton's NAFTA or ARRA compliant products go to www.leviton.com/usa

made in USA

LEVITON

miniZ™ Intelligent Daylight Management System

- 20A per relay, 120/277V
- 15A per relay, 347V
- Fluorescent, non-dimmed and 0-10V dimmed
- 120mA power output for operation of occupancy sensors, etc.

miniZ™ Intelligent Daylight Management System			
Cat. No.	**20A Power Circuits**	**0-10V Dimming Circuits**	**Control Input Voltage**
MZB00-102	2	0	120-277V AC
MZD20-102	2	2	120-277V AC
MZD30-101	1	3	120-277V AC
MZB00-C02	2	0	220/347V AC
MZD20-C02	2	2	220/347V AC
MZD30-C01	1	3	220/347V AC
MZB02-102	2	0	120-277V AC
MZD22-102	2	2	120-277V AC
MZB02-C02	2	0	220/347V AC
MZD22-C02	2	2	220/347V AC



miniZ/Dual Room miniZ

Low Voltage Switches

Leviton offers a comprehensive line of commercial- and industrial-grade switches, including zone-control lighting switches and switches for low voltage AC or DC energy control systems such as thermostats, fan controls and those related to solar and wind energy. They are perfect in locations where it is important to maintain the look and feel of conventional AC switches.

Low Voltage Switches		
Cat. No.	**Description**	**Color**
LV230-00W	Low voltage dimming slider with ON/OFF controller	White
LV200-00W	Low voltage 5-button dimming ON/OFF controller	White
LV240-00W	Low voltage 2-button switching ON/OFF controller	White
01081-00I	Low voltage momentary contact toggle switch	Ivory
01081-00W	Low voltage momentary contact toggle switch	White
01081-0GY	Low voltage momentary contact toggle switch	Gray
56081-02I	Low voltage momentary contact Decora® rocker switch	Ivory
56081-02W	Low voltage momentary contact Decora® rocker switch	White
12021-02I	Low voltage standard toggle switch	Ivory
12021-02W	Low voltage standard toggle switch	White
56021-02I	Low voltage Decora® rocker switch	Ivory
56021-02W	Low voltage Decora® rocker switch	White



Low Voltage 5-Button Switching



Low Voltage 2-Button Switching



Low Voltage Toggle



Low Voltage Decora®

Centralized Control

EZ-MAX® PLUS Relay Control Panels

EZ-MAX® Plus relay lighting control panels pack power and performance in compact and cost-effective 4/8-circuit and 16/24-circuit models. EZ-MAX® Plus is the ideal solution for smaller, stand-alone applications that do not require field configuration or advanced networking features.

Programming is easy with the EZ-MAX® Plus with a large LCD screen on the panel or an off-line editor. EZ-MAX® Plus includes standard programming configurations for occupancy sensors and photocells as well as a built-in astronomical time clock (ATC) with 101 major city and states programmed into the system.

R08BD



Continued on next page

CENTRALIZED CONTROL | EZ-MAX®

Continued from previous page

EZ-MAX® Plus Relay Control Panels

Features and Benefits

- Combines clock, cabinet, terminal blocks and contactors in a single integrated solution to reduce labor and material costs
- Easy programming using an offline editor or wizard-driven LCD display and oversized buttons
- Easy standard programming configuration:
  - — Occupancy sensors: manual-ON or auto-ON applications
  - — Photocells: interior or exterior application modes
  - — Photocell light level trip points: ON or OFF
- Built-in astronomical time clock and scheduler
  - —101 major cities and states programmed for easy astronomical setup
  - — Sunrise/sunset time clock events
- Auto detection/auto assign of installed network switches
- Enable/disable of low voltage and digital input devices minimizes power consumption
- Optional modem configuration for remote touch-tone control
- Clearly labeled access points allow installer to locate optimum knock-out locations
- UL and cUL Listed Industrial Control Equipment and Emergency Lighting Equipment for 120V, 277V and 347V Panels
- ASHRAE 90.1 compliant for 120V, 277V and 347V panels
- CA Title 24 compliant for 120V, 277V and 347V panels
- Rated for 100% load capacity
- Backed by a limited 10-year warranty on relays and a limited 2-year warranty on panels

EZ-MAX® Plus Relay Control Panels

Cat. No.	Description
R08BD-000	EZ-MAX® Plus 8 Panel, 120V, 277V, and 347V, No Relays
R08BD-L04	EZ-MAX® Plus 8 Panel, 120V, 277V, and 347V, (4) 30A (NO/NC) Relays
R08BD-L08	EZ-MAX® Plus 8 Panel, 120V, 277V, and 347V, (8) 2-Pole (NO) Relays
R24BD-000	EZ-MAX® Plus 24 Panel, 120V, 277V, and 347V, No Relays
R24BD-L16	EZ-MAX® Plus 24 Panel, 120V, 277V, and 347V, (16) 30A (NO/NC) Relays
R24BD-L24	EZ-MAX® Plus 24 Panel, 120V, 277V, and 347V, (24) 30A (NO/NC) Relays
R24BD-216	EZ-MAX® Plus 16 Panel, 120V, 277V, and 347V, (16) 2-Pole (NO) Relays
R24BD-224	EZ-MAX® Plus 24 Panel, 120V, 277V, and 347V, (24) 2-Pole (NO) Relays
R08BF-000	EZ-MAX® Plus 8 Panel, 230V, No Relays
R08BF-L08	EZ-MAX® Plus 8 Panel, 230V, (8) 30A (NO/NC) Relays
R08BF-208	EZ-MAX® Plus 8 Panel, 230V, (8) 2-Pole (NO) Relays
R24BF-000	EZ-MAX® Plus 24 Panel, 230V, No Relays



R088D

SPOTLIGHT

NAFTA Compliant, Made in the USA

Leviton is the smart choice for GFCIs, Lighting Controls, Occupancy/Vacancy Sensors, Relay Control Panels, Submeters and Entertainment Lighting products that meet NAFTA (North American Free Trade Agreement) or ARRA (American Recovery and Reinvestment Act) requirements. For an up-to-date, comprehensive listing of Leviton's NAFTA or ARRA compliant products go to www.leviton.com/usa

made in USA

EZ-MAX® Plus Relay Cards

EZ-MAX® Plus Panels use individual Relay Cards for each circuit allowing for the most flexibility in matching the relay type to your specific load requirements. The benefit of a single relay card for a single circuit is that it allows an infinite arrangement of relay types to position in your system and supports individual replacement should the need ever occur.

Features and Benefits

- For maximum equipment protection, standard 30A relay card has a Short Circuit Current Rating (SCCR) of 20,000A
- Relay cards individually replaceable
- Mechanical attachment to panel of each relay card is with a single screw
- Listed for use with ballasted loads
- From the panel, each relay card can be controlled as follows:
  - — Override ON
  - — Override OFF
  - — Locked Override ON
  - — Locked Override OFF
  - — Timed ON
  - — Timed Override OFF
- Backed by a limited 10-year warranty on relays

Relay Cards

Cat. No.	Description
RELAY-L30	1-Pole N/O or N/C Relay Card with Manual Override, 30A, 120-277V, 347V, 20A Ballast
RELAY-2PL	2-Pole, N/O Relay Card, 20A, 208-480V
RELAY-347	347V N/O Relay Card, 20A, 347V



RELAY-L30

Accessories*

Cat. No.	Description
RAC00-2SB	Low-Voltage Switch Adapter, reduces required wire count of GE style switch by 1. (installed at the switch itself, cabinet has terminations for ON/OFF/LED/+1/com)
00LVS-xxW**	xx Button, Low Voltage Switch, White
ZMDSW-xxW**	xx Button, Digital Switch, White
PCOUT-000	Outdoor Photocell, 0-10V
PCIND-000	Indoor Photocell, 0-10V
PCATR-000	Atrium Photocell, 0-10V
PCSKY-000	Skylight Photocell, 0-10V

**x = 01, 02, 04, 05, 06, 08 or 10 button switch

GreenMAX® Relay Control Panels

Smart Lighting Control

Designed for the contractor, specifier and end user, GreenMAX® Relay Control Panels offer the best performance, reliability, flexibility and energy savings of any relay control available. Featuring a 25,000A Short Circuit Current Rating (SCCR), GreenMAX® easily integrates various lighting control strategies like switching, dimming, pulse control, behavior controls, scheduling, occupancy sensing and daylight harvesting. Programming and monitoring GreenMAX® is quick and simple with a portable Handheld Display Unit (HDU). The modular design allows total installation flexibility and labor savings as well as easy expansion opportunities.

Features and Benefits

- Scalable solution offers future expansion opportunities
- Easy energy code compliance and LEED point eligibility
- Highest Short Circuit Current Rating (SCCR) of 25,000A at 277V AC for maximum equipment reliability
- Robust latching Relay Modules are rated 30A general fluorescent ballast and 20A electronic ballast in 1-pole and 2-pole configurations with the same footprint, available with or without the Return to Closed (RTC) functionality
- Dimming control with Dimming and Switching Relay Modules
- Daylight harvesting capabilities
- Programming and monitoring of the system is conveniently done with a portable Handheld Display Unit (HDU) and simplified Behavior settings in the space being controlled rather than from the electrical room
- Modular system was designed to ship the empty cabinet enclosure, complete with doors and covers, to the job site to make installation of the cabinet and conduits easier
- Supports native network communication protocols — BACnet/IP, Ethernet, and LumaCAN — to simplify configuration and ensure start-up simplicity
- Accommodates low voltage inputs such as occupancy sensors, photocells, contact closures, and switches — connect using the onboard Low Voltage Input Card or remotely in the Remote Input Cabinet
- Wiring area covers and isolation barriers conceal the circuit wiring and provide maximum arc flash protection when installed allowing work to be done with power on without chance of exposure to high voltage — no Arc Flash Suit needed
- Custom engraving available on digital switches and wall plates
- Relay pulse control provides control of large mechanical contactors

Visit www.leviton.com/greenmax for more information

GreenMAX® Relay Control Panel System

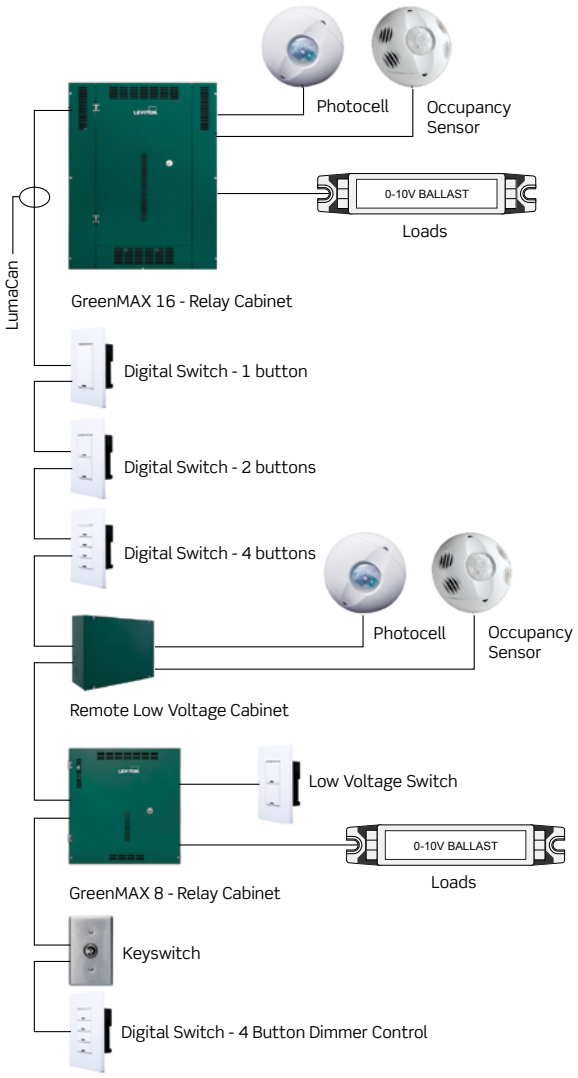

GreenMAX® Innovation System

Features and Benefits

- Industry leading 25,000A Short Circuit Rating (SCCR) at 277 V AC withstands circuit faults for increased safety
- Native communications network protocols — BACnet IP, Ethernet and LumaCAN — are built into each Command Module to offer unparalleled connectivity; no additional parts or adapters are needed to communicate with other products utilizing these protocols
- Modular system includes separate empty Cabinet enclosures, Command Modules and Relay Insert Panels to minimize handling and subsequent damage during the installation process
- Easy updates — loading firmware is automated and only requires plugging in a flash memory card and pressing a button
- System can be connected via Ethernet or LumaCAN networks
- All network connections are made with RJ45 connectors and cabling is standard CAT6
- Low Voltage Remote Input Card can be combined with LevNet RF™ Self-Powered Wireless Solutions to create a wireless hybrid system of inputs
- All programming and configurations are stored on a MicroSD memory card, which eliminates the need for non-volatile memory

GreenMAX® Innovative System

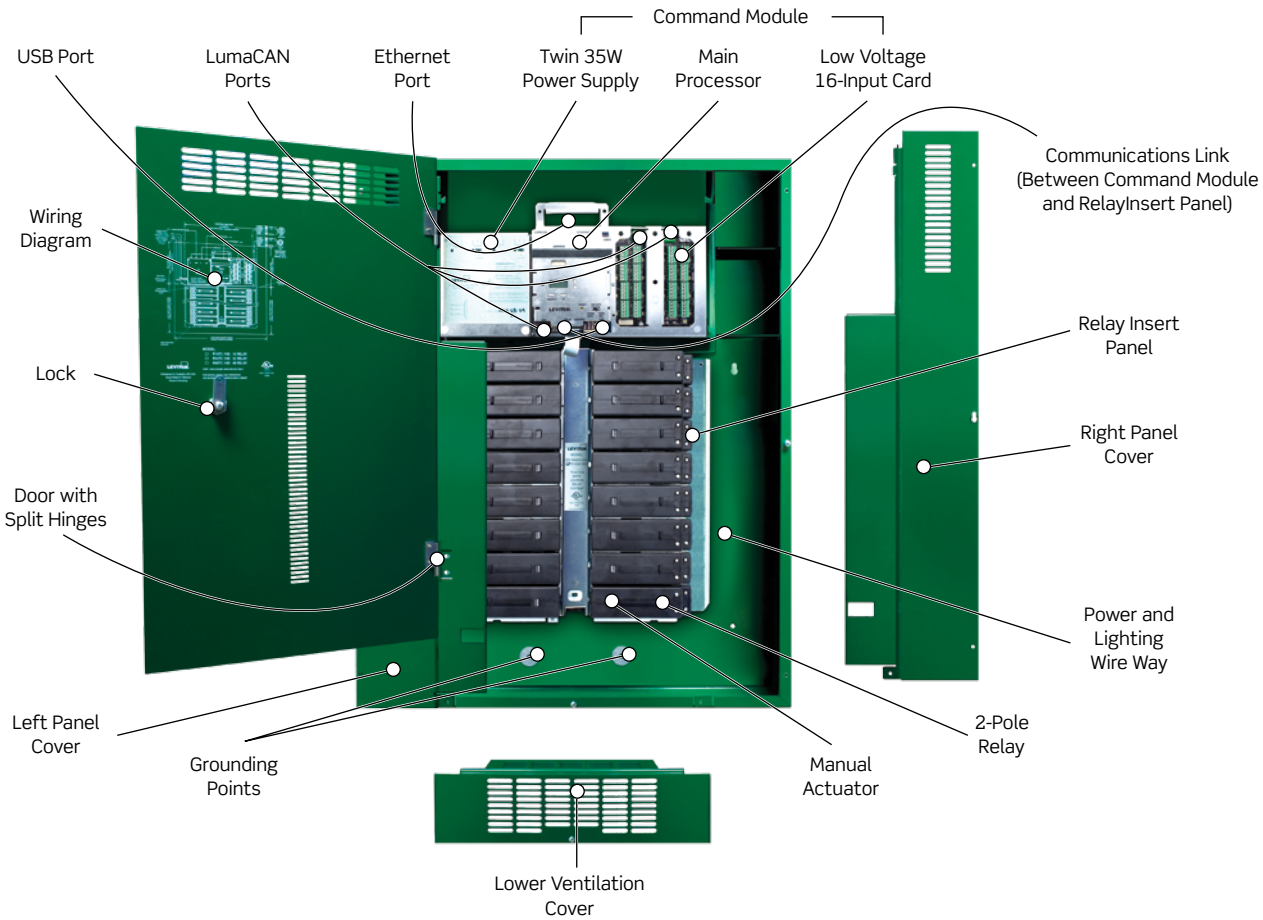

CENTRALIZED CONTROL | GreenMAX® Relay Cabinets and Modules

GreenMAX® Relay Cabinets

Features and Benefits

- GreenMAX system connects together with Cat6 cable and RJ45 connectors; power is provided to devices over this network running the LumaCAN protocol
- Empty cabinet enclosures ship separately from electronic components — Command Module and Relay Insert Panel — making the cabinets lighter and easier to handle and requiring less effort to install
- Empty cabinet also provides unobstructed access to conduit entry points and reduces the risk of damaging electronics
- Relay cabinets can hold 8, 16, 32 and 48 relays — each with unlimited and flexible configuration capabilities (the 0-10 VDC dimming and switching relay models can be installed in any available relay slot)
- Increased arc flash protection — the cabinet door opens to expose only the low voltage area of the cabinet
- Remote Low Voltage Panels allow the connection points of the low voltage wiring enclosure to be installed closer to the devices it serves, reducing wiring and labor costs and making commissioning or troubleshooting easier
- Takes only eight screws to assemble the internal Relay Insert Panels and Command Module of a 48-Relay GreenMAX® cabinet
- A single relay or group of relays can be separated by sliding an isolation barrier between relays to eliminate the need for an additional cabinet to handle emergency loads and to allow voltages from mixed sources in the same cabinet
- Native communications network protocols — BACnet/IP and Ethernet — are built into each Command Module to offer unparalleled connectivity; no additional devices are needed to communicate with other products utilizing these protocols



R16TC

GreenMAX® Relay Modules

Features and Benefits

- All GreenMAX® relay modules have a 25,000A at 277 V AC Short Circuit Current Rating (SCCR) for increased reliability and durability
- Rated at 30A general fluorescent ballast and 20A incandescent, HID, electronic ballast
- All GreenMAX® Relay Modules are 1-pole or 2-pole latching relay types that reduce parasitic energy use. All relay modules are the same physical size, allowing the optimal mix of relays for each application
- Self-contained Dimming and Switching Relay Module in 1-pole configurations features daylight harvesting capabilities
- All four wires required for 0-10V dimming ballast wiring connect directly to the module — no additional control board required
- All relays are latching with a manual actuator that allows users to manually bypass the system to turn lights ON or OFF without CPU power



RELAY-1DS

Handheld Display Unit (HDU)

Features and Benefits

- Allows programming, system configuration and scheduling to be done in the space being controlled rather than in the electrical room to make commissioning and set-up functions easier
- Configure and control the entire GreenMAX® system (or multiple systems) from any convenient network access point — relay cabinets, switches or remote low voltage cabinets with just one HDU
- Provides interface with all devices and relays in the system
- Can be stored in the cabinet or designated docking station
- Communicate via LumaCAN
- 7 hour run time on a single full charge ; batteries charge when plugged into the LumaCAN network
- Astronomical clock — sunrise/sunset
- HDU need not be connected to system during operation. The full computing power of a PC remains in the palm of your hand
- Comes complete with a set of rechargeable batteries



Handheld Display Unit (HDU)

GreenMAX® Switches

Features and Benefits

- GreenMAX® digital key switches provide secure button presses on the network
- Available in 1, 2, and 4 button configurations, and key switch version
- Custom engraved labeling available on switch buttons and plastic screwless wallplates; engraving not available on stainless steel wallplate
- Switch colors available: white, light almond, ivory, gray, black, and red; all come with a matching wallplate; key switch comes with a stainless steel wallplate and tamper-resistant screws (tool included)
- Each digital switch button has a green LED pilot light to report the corresponding relay state
- 1-, 2-, and 4-button switches can be ganged together in wallboxes (multi-gang wallplate sold separately)
- RJ45 connectors to provide inline connection to the LumaCAN network
- Any 4-button switch model can be configured to control 0-10 VDC dimming circuits
- Easy-to-access port on top of switch provides connectivity for the GreenMAX® HDU


RDGSW-1DW


RDGSW-2DW


RDGSW-4DW


RDGSW-1KS
Front with Faceplate

Programming GreenMAX® with Lighting Behaviors

Lighting Customization

GreenMAX® controls allow different behavior settings to be programmed throughout the day. Using the HDU, any room can be set with just a few button selections:

- Select the behavior desired and the time behavior will take place
- Choose any additional behavior transitions and the time transition will take place
- Optional override to sunrise/sunset astronomical clock prevents lights from activating prematurely in summer or too late in winter
- Set behaviors to scale on a daily, weekly, monthly or holiday schedule
- Up to 24 behaviors per 24 hour period can be programmed and can be as close together as one minute

Simple and Easy Programming

- Using the HDU, select the number on the screen corresponding with the desired behavior
- Enter time and dates to be in effect and any corresponding behavior modifiers. Behaviors can be set for entire system or individual rooms/relays

GreenMAX® Lighting Behaviors

Number	Description	Occupancy Sensor	Photocell	Switch	Time
B1	Lights turned ON with the switch. Can be turned OFF with switch. Occupancy sensor will turn OFF upon vacancy.	OFF	—	ON/OFF	—
B2	Lights turned ON with the occupancy sensor. Can be turned OFF/ON with switch. Occupancy sensor will turn OFF upon vacancy.	ON/OFF	—	ON/OFF	—
B3	Occupancy sensor turns lights ON/OFF.	ON/OFF	—	—	—
B4	Switch ON/OFF.	—	—	ON/OFF	—
B5	Time triggers a Blink Warn sequence, an OFF blink followed by a variable ON delay. Switch interrupts sequence and starts override timer. Will automatically turn OFF relay if override timer reaches zero.	—	—	ON/OFF	Blink/OFF
B6	Turn ON at specific time.	—	—	—	ON
B7	Turn OFF at specific time.	—	—	—	OFF
B8	Occupancy sensor turns ON lights with occupancy. Measured light level above photocell trigger point turns OFF or keeps lights OFF. Below setpoint allows control by Occupancy Sensor. Occupancy sensor turns OFF lights with vacancy.	ON/OFF	OFF	—	—
B9	Switch turns ON/OFF lights. Measured light levels above Photocell trigger point turns OFF or keeps lights OFF. Below setpoint allows control by occupancy sensor. Occupancy sensor turns OFF lights with vacancy.	OFF	OFF	ON/OFF	—
B10	Occupancy sensor turns ON lights with occupancy. Measured light level above photocell trigger point turns OFF or keeps lights OFF. Below setpoint allows occupancy sensor control. Switch can turn ON/OFF lights by overriding occupancy sensor control. Occupancy sensor will turn OFF lights upon vacancy.	ON/OFF	OFF	ON/OFF	—
B11	Switch ON/OFF. Measured light level above photocell trigger point turns OFF or keeps lights OFF. Below setpoint allows switch control.	—	OFF	ON/OFF	—
B12	Turns ON at specified time. Measured light level above photocell trigger point turns OFF or keeps lights OFF. Below setpoint relinquishes control to the constant ON state.	—	OFF	—	ON

Behavior Details		
Behavior	**Description**	**Coverage**
Switch OFF Delay	When relay is turned ON with the switch, length of time before relay will automatically turn OFF.	2.5, 5, 10, 15, 30, 60, 90, 120 minutes, and Constant ON
Occupancy Sensor OFF Delay	When vacancy is determined, length of time before relay will automatically turn OFF.	0, 0.5, 2.5, 5, 10, 20, 30 minutes
Photocell Delay	Delay before action is taken after a photocell trigger point has been crossed.	0, 0.5, 2.5, 5, 10, 20 minutes
Blink Warn - Blink Duration	Length of the OFF Blink used to notify occupants that an OFF sequence has been initiated.	0.5-25.4 seconds
Blink Warn -Delay	Specified period of time that follows the Blink. If button is pressed during this period, the delay timer stops and the Override Time starts. If no buttons are pressed, the lights will turn OFF.	
Blink Warn - Override Time	The relay will remain ON for the duration of this timer. A new Blink Warn sequence will be initialized at the end of this period. If the relay had been OFF previously and a button is pressed to turn the relay ON, this timer will be started again.	4-254 minutes

SPOTLIGHT

NAFTA Compliant, Made in the USA

Leviton is the smart choice for GFCIs, Lighting Controls, Occupancy/Vacancy Sensors, Relay Control Panels, Submeters and Entertainment Lighting products that meet NAFTA (North American Free Trade Agreement) or ARRA (American Recovery and Reinvestment Act) requirements. For an up-to-date, comprehensive listing of Leviton's NAFTA or ARRA compliant products go to www.leviton.com/usa

made in USA

LEVITON

GreenMAX® Innovation System

GreenMAX® Innovation System Components	
Cat. No.	**Description**
Tubs and Covers (all cabinets are surface mount with a locking door)	
R08TC-100	GreenMAX® Relay Cabinet, 8-Relay Size, NEMA 1
R16TC-100	GreenMAX® Relay Cabinet, 16-Relay Size, NEMA 1
R32TC-100	GreenMAX® Relay Cabinet, 32-Relay Size, NEMA 1
R48TC-100	GreenMAX® Relay Cabinet, 48-Relay Size, NEMA 1
Command Modules (includes power supply and main processor unit)	
RPM00-100	Main Command Module, 100-277V AC, no inputs
RPM08-108	Main Command Module with 8-Port Low Voltage Input Card, 100-277V AC, 50/60Hz
RPM16-116	Main Command Module with 16-Port Low Voltage Input Card, 100-277V AC, 50/60Hz
Panel Interiors (all panels are 16-position, rated 30A, 120-230-277/347V AC, 50/60Hz)	
R0800-000	Relay Insert Panel, Empty with 8 Spaces
R1600-000	Relay Insert Panel, Empty with 16 Spaces
R1616-1CB	Relay Insert Panel with 16 1-Pole Basic Relays
R1616-1DS	Relay Insert Panel with 16 1-Pole Dimming and Switching Relays
R1616-1TB	Relay Insert Panel with 16 1-Pole Basic Relays
R1616-2CB	Relay Insert Panel with 16 2-Pole RTC Relays
R1616-2TB	Relay Insert Panel with 16 2-Pole Basic Relays
Handheld Display Unit (HDU)	
RHDU1-000	Handheld Display Unit, Cabinet Mounting
RHDU1-001	Handheld Display Unit, Mounting Bracket Requires 2 Gang Back Box
Remote Inputs with Power Supply (all cabinet power supplies rated 120-277V AC, 50/60Hz)	
RLV08-108	Remote Low Voltage Input Cabinet, 8 Inputs, NEMA 1 Enclosure
RLV16-116	Remote Low Voltage Input Cabinet, 16 Inputs, NEMA 1 Enclosure
Relays	
RELAY-1CB	GreenMAX® Latching Relay, 1-Pole RTC Basic
RELAY-1DS	GreenMAX® Latching Relay, 1-Pole Dimming and Switching
RELAY-1TB	GreenMAX® Latching Relay, 1-Pole Basic
RELAY-2CB	GreenMAX® Latching Relay, 2-Pole RTC
RELAY-2TB	GreenMAX® Latching Relay, 2-Pole Basic
RELAY-BFM	Blank Filler Module
Digital Switches and Color Change Kits	
RDGSW-1Dx*	GreenMAX® Digital Switch, 1-Button
RDGSW-2Dx*	GreenMAX® Digital Switch, 2-Button
RDGSW-4Dx*	GreenMAX® Digital Switch, 4-Button
RDGSW-1KS	GreenMAX® Keyswitch
RDGSW-1Ey**	GreenMAX® 1-Button Color Change Kit
RDGSW-2Ey**	GreenMAX® 2-Button Color Change Kit
RDGSW-4Ey**	GreenMAX® 4-Button Color Change Kit
RDGSW-1Fy**	GreenMAX® 1-Button Engraved Color Change Kit
RDGSW-2Fy**	GreenMAX® 2-Button Engraved Color Change Kit
RDGSW-4Fy**	GreenMAX® 4-Button Engraved Color Change Kit
Cabinet Accessories	
RGBAR-008	GreenMAX® Voltage Barriers for 8-Relay Cabinets
RGBAR-016	GreenMAX® Voltage Barriers for 16-, 32- and 48-Relay Cabinets

*Replace x with the following color codes — (W) White, (I) Ivory, (T) Light Almond and (G) Gray.
**Replace y with the following color codes — (W) White, (I) Ivory (T) Light Almond, (G) Gray, (E) Black, (R) Red

Distributed Control

SECTOR® Intelligent Digital Lighting Control System

The SECTOR® Intelligent Ballast and Lighting Control System line combines occupancy sensing, daylight harvesting and flexible dimming lighting control in one conveniently integrated system for time, money and energy savings. This topology-free, polarity-free system allows the entire network to be installed using the same wiring for all components and accessories, which makes it one of the easiest lighting control systems to install. All components are on a single bus, with accessories connected to the network and not the ballast. The SECTOR® family of products provides a scalable solution that offers maximum flexibility and coverage in any application — from a single room to a campus of buildings in retrofit or new construction projects.

Features and Benefits

SECTOR® Intelligent Digital Lighting Control System

- Topology free
- Polarity free — Class 1 and Class 2 wiring/standard building wiring in same conduit as power wiring
- No special terminations or installation requirements
- Personal workspace lighting control from user's desktop for user comfort
- Easy to commission — ultimate flexibility in design, installation and configuration using a drag and drop GUI interface with Illustrator layout tool
- Easy to design, easy to install and easy to maintain

Ideal for Use In

- Hospitals, offices buildings, medical offices, universities, labs, restaurants, government facilities, and any other locations that could benefit from the cost savings and energy efficiency of a controlled lighting environment

Advantages

- Easy to Design — scalable system for small and large applications; devices that connect directly to the network can be installed anywhere in the system
- Easy to Install — topology free, polarity independent, and operates on standard Class 1 or Class 2 wiring throughout the entire system to reduce installation costs by as much as 35%; standard wire is found in every contractor's inventory
- Easy to Commission — configuration and commissioning is completed from the PC application without physically having to go to each device
- Ultimate time-saving design flexibility: Easily integrate various lighting control strategies — switching, distributed dimming, scheduling, occupancy sensing, and daylight harvesting — in one system offering future expansion opportunities
- Easy energy code compliance and eligibility for LEED points
- Control and customization from occupant's desktop as well as remote control and administrator software interface
- SectorFlex system controls SECTOR® and non-SECTOR® 0-10V ballasts or LED dimmers by any manufacturer, allowing for flexibility in implementation
- Minimal installation time — color coded easy-insert connectors simplify wiring and minimize installation time
- Miswire protection protects lamp failure if wired incorrectly
- Smooth fade through dimming range of 1% to 100% for flicker-free dimming
- Lamps turn on at any dimmed level without flashing to full brightness, extending lamp life and providing a better user experience
- Non-volatile memory restores all ballast settings after power failure

SectorFlex Intelligent Digital Lighting Control System

SectorFlex works for either zonal switching or dimming lighting control and gives you the full power of the SECTOR® design with the flexibility and value of the SectorFlex system. SectorFlex offers the most cost effective and energy efficient lighting control solution that works with virtually any 0-10V load and is frequently used to control 0-10V ballasts, such as SECTOR® 7 or 0-10V controllable LED fixtures.

Visit www.leviton.com/sector for more information

DISTRIBUTED CONTROL | SECTOR® Component Features

SECTOR® Intelligent Component Features



SECTOR® Intelligent Dimming Fluorescent Ballasts

- Intelligent dimming offers higher energy savings and more flexibility than traditional switching
- Dimming fluorescent ballasts allow 100% to 1% dimming capabilities
- Ballasts have an addressable labeling system for easy programming and personal lighting control
- Lamp types include: 1- & 2-Lamp T8, 17, 25, 32W, & 4' 28W energy saving lamp, 1- & 2-Lamp T5, 1-Lamp T5HO



SECTOR® Relay

- Provides switching control for non-dim devices and 0-10V control for synching and sourcing controllable loads
- Used for both switching-only loads and dimming loads controllable with a 0-10V control signal
- Provides additional system design options, allowing control of ballast, incandescent, LED, cold cathode or other sources that may attempt a 0-10VDC control input



SECTOR® Bus Controller

- Contains the brain and power supply for the SECTOR® system in one component
- Controls a maximum of 64 devices on a system with the ability to expand and include a maximum of 250 systems



SECTOR® Occupancy Sensors

- Turns lights ON/OFF based on vacancy or occupancy
- Multi-technology and Infrared (PIR) models available
- Self-adjusting settings continuously analyze and adjust sensitivity, timer operation and long-term performance for reduced user complaints



SECTOR® Photocell

- Daylight harvesting capabilities offer consistent lighting at desired level for greater visual comfort



SECTOR® Digital Switch

- User controls desired light level at the push of a button
- 5-button (ON, MAX, BRIGHT, DIM, OFF) and 2-button (ON, OFF) available



SECTOR® Low Voltage Interface

- Allows integration of SECTOR® System with non-SECTOR® occupancy sensors and photocells
- Provides for cost and installation-time savings by utilizing existing site components



SECTOR® Handheld Remote

- User controls desired light level at the push of a button (ON, MAX, BRIGHT, DIM, OFF)

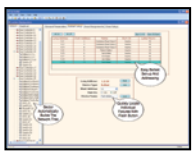



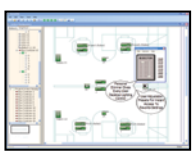

SectorNET Software

- Personal Dimming Option (PDO): individual control for the lights above a user's workspace from their desktop PC
- Central control: facility personnel and lighting administrators can reconfigure control as needed with Illustrator layout tool
- Computer needed only to initially configure system. Afterward, SECTOR® can run as an independent system
- Commissioning quickly associates fixtures to SECTOR® devices for easy configuration that can be remotely controlled
- Data acquisition for energy usage monitoring
- Ladderless commissioning – remotely configure and control system components
- 3 levels of load shed allow user to automatically adjust power consumption across the entire system by simply clicking a button

SECTOR® Intelligent Component Systems

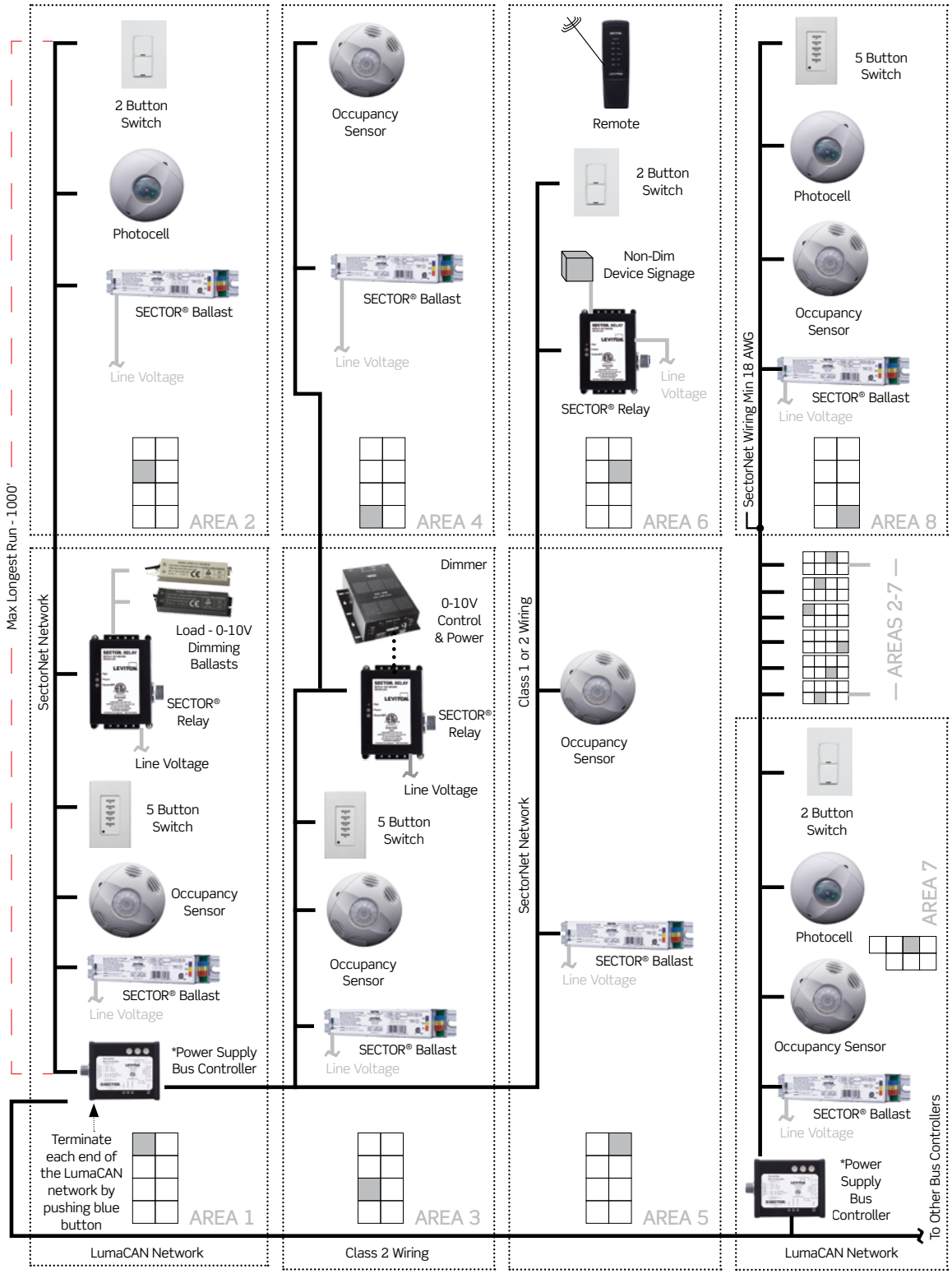

- Wiring may follow any topology (daisy chain, star, home run, etc.) or "T" at any point in the network. SectorNet Network is also polarity free
- Up to 8 areas per Bus Controller
- Max 256mA per Power Supply
- 64 SectorNet devices per Bus Controller
- Max distance between Bus Controller & last device on line is 1,000'/304 Meters
- Max 32 input devices (Switch, Photocell, or Occupancy Sensor)
- Up to 250 devices are supported on each LumaCAN subnet. A Bus Controller counts as (1) device

SECTOR® System Component Ordering Information

Features and Benefits

- Light level dimming range from 1% to 100% — <1% dimming for no more cost than 10% dimming
- Universal input — works with both 120/277V and 50/60Hz
- Flexible — integrates into existing installations with a variety of off-the-shelf fixtures
- Cost savings and energy conservation enabled when combining dimming, daylight harvesting and demand response controls

SECTOR® System Components

Cat. No.	Description
SBP00-00M	SECTOR® Bus Controller/Power Supply, 120-277V, 50/60Hz
SBCS0-L00	SECTOR® Relay, 120-347V 20A Output, 120-277V, 50-60Hz Input
SEN04-000	SECTOR® 4-Module Enclosure (to hold a maximum of 4 Bus Controllers)
OSC04-ISW	SECTOR® PIR Occupancy Sensor, White, 450SF
OSC20-MSW	SECTOR® Multi-Technology Occupancy Sensor, White, 2000SF
ODC0P-0SW	SECTOR® Photocell
SDS00-15W	5-Button Digital Switch, White
SDS00-12W	2-Button Digital Switch, White
SHH00-000	SECTOR® Handheld Infrared Remote Controller
SLM00-000	USB-to-LumaCAN Adapter
SIF00-000	SectorNET Administrative Software
SIFPD-000	SectorNET Client Software
SLIQD-000	SectorNET Low Voltage Interface Module for Occupancy Sensors and Photocells
SLIQS-000	SectorNET Low Voltage Interface Module for Switches, 5-Channel



SBCS0

SECTOR® Intelligent Dimming Ballasts Ordering Information

SECTOR® T-8 Ballasts	S	☐	☐	☐	8	-	☐☐			M
		BALLASTS **A** = Stand-alone ballasts **D** = SectorNet ballasts	**# OF LAMPS** **1 or 2**	**CAN SIZE** **F** = 9.5" can **J** = 16.5" can			**WATTAGE** **17** = 17 Watts **25** = 25 Watts	**32** = 32 Watts		
SECTOR® T-5 Ballasts	S	☐	☐	J	5	-	☐☐			M
		BALLASTS **A** = Stand-alone ballasts **D** = SectorNet ballasts	**# OF LAMPS** **1 or 2**				**WATTAGE** **14** = 14 Watts **21** = 21 Watts	**28** = 28 Watts **35** = 35 Watts		
SECTOR® T-5HO Ballasts	S	☐	1	J	5	-	☐☐			M
		BALLASTS **A** = Stand-alone ballasts **D** = SectorNet ballasts					**WATTAGE** **24** = 24 Watts **39** = 39 Watts	**54** = 54 Watts		
SECTOR® 7 Ballasts	S	☐	☐	☐	8	-	☐☐			M
		BALLASTS **A** = Stand-alone ballasts **D** = SectorNet ballasts	**# OF LAMPS** **1 or 2**	**CAN SIZE** **F** = 9.5" can **J** = 16.5" can			**WATTAGE** **17** = 17 Watts **25** = 25 Watts	**32** = 32 Watts		

VerifEye™ Submetering Solutions

SMARTer Metering. SMARTer Control. REAL Savings.

The Benefits of Submetering

Leviton VerifEye™ submeters determine exactly when and where energy is being used; information that can be both a powerful motivator and a significant money-saver to help organizations better manage costs and conserve energy. Studies have proven that once tenants became accountable for their energy consumption, it is significantly reduced. This kind of accountability can result in long-term cost savings from 15 to 20 percent.

Excellence Comes Standard

- ModBus RTU (RS485) and Pulse output as standard features
- RS 485 Options for Series 3300:
  - — Modbus RTU
  - — BACnet MS/TP
- Ethernet Options for Series 3500:
  - — Modbus TCP/IP
  - — BACnet IP
- Isolated Pulse Outputs (10Wh and 1kWh), all models
- Large LCD displays
- Available as kits with required Current Transformers (CTs)
- Work with Leviton VerifEye™ Submetering Solutions communications products and software options
- Conform to all applicable standards of ANSI C12.1 and UL/cUL Listed Energy Monitor per CCN FTRZ
- Utilize split and/or solid core CTs
- Installer-friendly feedback features with reverse phase indicator lights
- Available in indoor or outdoor enclosures
- Measure and verify energy usage for load management, tenant billing, energy tracking, LEED rating certification, etc.

Leviton Metering Philosophy

VerifEye™ Submetering Solutions provide energy information that is accurate and reliable for energy monitoring and tenant billing applications.

- — Consultative
- — Open Protocol
- — Scalable System

Consultative Approach

- — No customer is identical
- — Finding the right match for each client, versus a blanket solution, ensures that each project gets exactly the equipment it needs — no more, no less

Open Protocol

- — Easy to install meters seamlessly coordinate with communications equipment to create customizable networks
- — Ease of communication between multiple parties and platforms

Scalable System

- — Implement as an entire solution or in stages based on the project's and customer's needs
- — Options for future upgrades and additions are available with Leviton's flexible and bundled solutions — no need to purchase an entire new system

SPOTLIGHT

NAFTA Compliant, Made in the USA

Leviton is the smart choice for GFCIs, Lighting Controls, Occupancy/Vacancy Sensors, Relay Control Panels, Submeters and Entertainment Lighting products that meet NAFTA (North American Free Trade Agreement) or ARRA (American Recovery and Reinvestment Act) requirements. For an up-to-date, comprehensive listing of Leviton's NAFTA or ARRA compliant products go to www.leviton.com/usa

made in USA

LEVITON

VerifEye™ Metering Solutions Quick Comparison Guide

	Residential		Residential/Commercial
Specifications	**Mini Meter™ Kits**	**0.5% Mini Meter Kits**	**Series 8000 Multiple Point High Density Meter**
	kWh Meter	**kWh Meter**	**kWh Meter**
Phase/Wiring	1PH 3W	1PH 3W	1PH 2W 1PH 3W WYE 3PH 3W Delta 3PH 4W WYE
Voltage Configurations	120/208/240	120/208/240	120/208 120/240 240/416 277/480 480*
Amperage	100-200A 100, 200	200A	100-5000A 100, 200, 400, 800, 1600, 3000, 5000
Data Output	kWh	kWh	kWh Wh delivered and received, VARh delivered and received, VAh, Vrms, Irms
Communications Protocol (Standard)	Isolated Pulse Output	2-Way Mesh Network (902-928 MHz)	ModBus TCP ModBus RTU (RS-485) BACnet IP
Current Transformer Options	Split Core Solid Core	Solid Core	Split Core Solid Core
Enclosure Options	OEM Module **Indoor** Plastic Flush Mount NEMA 1 **Outdoor** NEMA 4x **MMU** NEMA 4x	**Indoor** Flush Mount **Indoor** Surface Mount	**Indoor** JIC Steel NEMA (MMU)
Display Type	LCD or Mechanical Counter	LCD	Local LCD, Scroll
Accuracy	C12.10 +/- 0.5% with paired CTs	C12.20 0.5% with paired CTs	C12.10 & C12.20 +/- 0.5%
Multiple Meter Unit (MMU) Configuration	Medium, 2-4 Meters Large, 5-8 Meters Extra-Large, 9-19 Meters	—	3PH: 8x3 1PH 3W: 12x2, 9x2, 6x2, 3x2 1PH: 24x1
Data Storage	Last Reading — Cumulative	Last Reading — Cumulative	Last Reading — Cumulative, Data in 15 min Intervals

*With potential transformer — consult factory for availability







Continued from previous page

	Commercial						
Specifications	**Series 1000 Single Phase Meter Kits**		**Series 2000 Three Phase Meter Kits**	**Series 3300 Multi-Function RS485 and Series 3500 Multi-Function Ethernet Meter Kits**			
	kWh Meter w/Optional Demand			**kWh Meter Communications Protocols**			
Phase/Wiring	1PH 2W	1PH 3W	3PH 4W WYE	1PH 3W WYE	3PH 3W Delta	3PH 4W WYE	3PH 4W High Leg Delta
Voltage Configurations	120 277	120/208 120/240 277/480	120/208 277/480	Universal Voltage (120-480V) 120/208 277/480	 208 240 480	 120/208 277/480	 120/240
Amperage	100-800A 100, 200, 400, 800		100-1200A 100, 200, 400, 800, 1200	100-5000A 100, 200, 400, 800, 1600, 3000, 5000			
Data Output	kWh Optional kW (peak demand reset)		kWh Optional kW (peak demand reset)	kWh kW (peak demand reset) Meter total: kVAR, kVA, Power Factor & kw By Phase: Volts, Watts, Amps, Power Factor Interval Data			
Communications Protocol (Standard)	Isolated Pulse Output		Isolated Pulse Output	**Series 3300** Isolated Pulse Output Modbus RTU over RS-485 BACnet MS/TP		**Series 3500** Isolated Pulse Output Ethernet Modbus TCP/IP BACnet IP	
Current Transformer Options	Split Core Solid Core		Split Core Solid Core	Split Core Solid Core			
Enclosure Options	**Indoor** JIC Steel NEMA 1 **Outdoor** NEMA 4x		**Indoor** JIC Steel NEMA 1 **Outdoor** NEMA 4x **MMU** JIC Steel NEMA 1	**Indoor** JIC Steel NEMA 1 **Outdoor** NEMA 4x			
Display Type	Local LCD		Local LCD	Local LCD, Scroll			
Accuracy	C12.10 & C12.20 +/- 0.5%		C12.10 & C12.20 +/- 0.5%	C12.10 & C12.20 +/- 0.5%			
Multiple Meter Unit (MMU) Configuration	—		Medium, 2-4 Meters Large, 5-8 Meters Extra-Large, 9-19 Meters	—			
Data Storage	Last Reading — Cumulative, Peak Demand with Key Reset (optional)		Last Reading — Cumulative, Peak Demand with Key Reset (optional)	Last Reading — Cumulative, Peak Demand with Key Reset, Data in 15 min Intervals			









Visit www.leviton.com/verifeye for more information

LEVITON

VerifEye™ Series 1000 Single Phase Meter Kits

Features and Benefits

- Kits include meter, specified enclosure and required current transformers
- kWh meter with optional demand functionality (includes reset key)
- 100-800 Amps
- Modbus RTU (RS485) and pulse output — standard
- Large LCD display
- Certified to all applicable standards of ANSI C12.1
- Utilizes split and solid core current transformers (CTs) that are certified to all revenue grade accuracy standards
- Up to three sets of CTs per phase can be paralleled per meter

Series 1000 Single Phase Meter Kits* — Indoor Enclosure

Voltage	Amps	CTs Included	Cat. No.
120V 1PH 2W	100	1 Split CT	1K120-01W
	200	1 Split CT	1K120-02W
	400	1 Split CT	1K120-04W
	800	1 Split CT	1K120-08W
	100	1 Solid CT	1K120-1SW
	200	1 Solid CT	1K120-2SW
120/208V 1PH 3W or	100	2 Split CTs	1K240-01W
120/240V 1PH 3W (Split Phase)	200	2 Split CTs	1K240-02W
	400	2 Split CTs	1K240-04W
	800	2 Split CTs	1K240-08W
	100	2 Solid CTs	1K240-1SW
	200	2 Solid CTs	1K240-2SW
277V 1PH 2W	100	1 Split CT	1K277-01W
	200	1 Split CT	1K277-02W
	400	1 Split CT	1K277-04W
	800	1 Split CT	1K277-08W
	100	1 Solid CT	1K277-1SW
	200	1 Solid CT	1K277-2SW



Indoor Series 1000 Single Phase Meter



Outdoor Series 1000 Single Phase Meter

Series 1000 Single Phase Meter Kits* — Outoor Enclosure

Voltage	Amps	CTs Included	Cat. No.
120V 1PH 2W	100	1 Split CT	1O120-01W
	200	1 Split CT	1O120-02W
	400	1 Split CT	1O120-04W
	800	1 Split CT	1O120-08W
120/208V 1PH 3W or	100	2 Split CTs	1O240-01W
120/240V 1PH 3W (Split Phase)	200	2 Split CTs	1O240-02W
	400	2 Split CTs	1O240-04W
	800	2 Split CTs	1O240-08W
277V 1PH 2W	100	1 Split CT	1O277-01W
	200	1 Split CT	1O277-02W
	400	1 Split CT	1O277-04W
	800	1 Split CT	1O277-08W

*Kits include meter, specified enclosure and required current transformers

VerifEye™ Series 2000 Three Phase Meter Kits

Features and Benefits

- Kits include meter, specified enclosure and required current transformers
- kWh meter with optional demand functionality (includes reset key)
- 120/208V or 277/480V 3PH 4W WYE only
- 100-1200 Amps
- Modbus RTU (RS485) and pulse output — standard
- Large LCD Display
- Certified to all applicable standards of ANSI C12.1
- Utilizes split and solid core current transformers (CTs) that are certified to all revenue grade accuracy standards
- Up to three sets of CTs per phase can be paralleled per meter

Series 2000 3-Phase Meter Kits* — Indoor Enclosure

Voltage	Amps	CTs Included	Cat. No.
120/208V 3PH 4W WYE kWh Meter	100	3 Split CTs	2K208-01W
	200	3 Split CTs	2K208-02W
	400	3 Split CTs	2K208-04W
	800	3 Split CTs	2K208-08W
	1200	3 Split CTs	2K208-12W
	100	3 Solid CTs	2K208-1SW
	200	3 Solid CTs	2K208-2SW
277/480V 3PH 4W WYE kWh Meter	100	3 Split CTs	2K480-01W
	200	3 Split CTs	2K480-02W
	400	3 Split CTs	2K480-04W
	800	3 Split CTs	2K480-08W
	1200	3 Split CTs	2K480-12W
	100	3 Solid CTs	2K480-1SW
	200	3 Solid CTs	2K480-2SW
120/208V 3PH 4W WYE Demand Meter	100	3 Split CTs	2K208-01D
	200	3 Split CTs	2K208-02D
	400	3 Split CTs	2K208-04D
	800	3 Split CTs	2K208-08D
	1200	3 Split CTs	2K208-12D
277/480V 3PH 4W WYE Demand Meter	100	3 Split CTs	2K480-01D
	200	3 Split CTs	2K480-02D
	400	3 Split CTs	2K480-04D
	800	3 Split CTs	2K480-08D
	1200	3 Split CTs	2K480-12D



Indoor Series 2000 Three Phase Meter



Outdoor Series 2000 Three Phase Meter

Series 2000 3-Phase Meter Kits* — Outdoor Enclosure

Voltage	Amps	CTs Included	Cat. No.
120/208V 3PH 4W WYE kWh Meter	100	3 Split CTs	2O208-01W
	200	3 Split CTs	2O208-02W
	400	3 Split CTs	2O208-04W
	800	3 Split CTs	2O208-08W
	1200	3 Split CTs	2O208-12W
277/480V 3PH 4W WYE kWh Meter	100	3 Split CTs	2O480-01W
	200	3 Split CTs	2O480-02W
	400	3 Split CTs	2O480-04W
	800	3 Split CTs	2O480-08W
	1200	3 Split CTs	2O480-12W

*Kits include meter, specified enclosure and required current transformers

VerifEye™ Series 3300 and Series 3500 Advanced Multi-Function Meter Kits

Features and Benefits

- Kits include meter, specified enclosure and required current transformers
- Advanced communications protocols:
  - — Series 3300: Modbus RTU or BACnet MS/TP over RS-485
  - — Series 3500: Enabled by Ethernet, uses Modbus TCP/IP and BACnet IP
  - — Isolated pulse output
- Integrates easily with building management systems
- Highly accurate: 0.5% accuracy class
- Delivers universal voltage performance
- 208/480V 2PH 2W, 120/208V 2PH 3W, 240/480V 3PH 3W, 120/208V, 277/480V 3PH 4W, 240/480V 3PH 4W DELTA
- 100-5000 Amps
- Outputs kWh, Demand - Instant & Peak, Per Phase & — Total kWh, kW, kVAR, VAR, AMPS Interval Data
- Certified to all applicable standards of ANSI C12.1
- Utilizes split and solid core current transformers (CTs) that are certified to all revenue grade accuracy standards
- Up to three sets of CTs per phase can be paralleled per meter

VerifEye™ Series 3300 Advanced Multi-Function RS485 Meter Kits

Series 3300 Meter Kits* — Indoor Enclosure

Voltage	Amps	CTs Included	Cat. No.
208-480V AC 3P 3W/4W BACnet MS/TP	100	3 Split CTs	3KUBM-01M
	200	3 Split CTs	3KUBM-02M
	400	3 Split CTs	3KUBM-04M
	800	3 Split CTs	3KUBM-08M
	1600	3 Split CTs	3KUBM-16M
	100	3 Solid CTs	3KUBM-1SM
	200	3 Solid CTs	3KUBM-2SM
	3000	3 Split CTs	3KUBM-30M
	400	3 Solid CTs	3KUBM-4SM
	5000	3 Split CTs	3KUBM-50M
208-480V AC 3P 3W/4W Modbus RTU	100	3 Split CTs	3KUMR-01M
	200	3 Split CTs	3KUMR-02M
	400	3 Split CTs	3KUMR-04M
	800	3 Split CTs	3KUMR-08M
	1600	3 Split CTs	3KUMR-16M
	100	3 Solid CTs	3KUMR-1SM
	200	3 Solid CTs	3KUMR-2SM
	3000	3 Split CTs	3KUMR-30M
	400	3 Solid CTs	3KUMR-4SM
	5000	3 Split CTs	3KUMR-50M

*Kits include meter, specified enclosure and required current transformers



Indoor Series 3300 Advanced Multi-Function Meter

Series 3300 Meter Kits* — Outdoor Enclosure

Voltage	Amps	CTs Included	Cat. No.
208-480V AC 3P 3W/4W BACnet MS/TP	100	3 Split CTs	3OUBM-01M
	200	3 Split CTs	3OUBM-02M
	400	3 Split CTs	3OUBM-04M
	800	3 Split CTs	3OUBM-08M

*Kits include meter, specified enclosure and required current transformers

Continued on next page

Continued from previous page

Series 3300 Meter Kits* — Outdoor Enclosure			
Voltage	**Amps**	**CTs Included**	**Cat. No.**
208-480V AC 3P 3W/4W BACnet MS/TP	1600	3 Split CTs	3OUBM-16M
	100	3 Solid CTs	3OUBM-1SM
	200	3 Solid CTs	3OUBM-2SM
	3000	3 Split CTs	3OUBM-30M
	400	3 Solid CTs	3OUBM-4SM
	5000	3 Split CTs	3OUBM-50M
208-480V AC 3P 3W/4W Modbus RTU	100	3 Split CTs	3OUMR-01M
	200	3 Split CTs	3OUMR-02M
	400	3 Split CTs	3OUMR-04M
	800	3 Split CTs	3OUMR-08M
	1600	3 Split CTs	3OUMR-16M
	100	3 Solid CTs	3OUMR-1SM
	200	3 Solid CTs	3OUMR-2SM
	3000	3 Split CTs	3OUMR-30M
	400	3 Solid CTs	3OUMR-4SM
	5000	3 Split CTs	3OUMR-50M

*Kits include meter, specified enclosure and required current transformers

VerifEye™ Series 3500 Advanced Multi-Function Ethernet Meter Kits

Series 3500 Meter Kits* — Indoor Enclosure			
Voltage	**Amps**	**CTs Included**	**Cat. No.**
208-480V AC 3P 3W/4W Modbus TCP/BACnet IP	100	3 Split CTs	3KUMT-01M
	200	3 Split CTs	3KUMT-02M
	400	3 Split CTs	3KUMT-04M
	800	3 Split CTs	3KUMT-08M
	1600	3 Split CTs	3KUMT-16M
	100	3 Solid CTs	3KUMT-1SM
	200	3 Solid CTs	3KUMT-2SM
	3000	3 Split CTs	3KUMT-30M
	400	3 Solid CTs	3KUMT-4SM
	5000	3 Split CTs	3KUMT-50M

*Kits include meter, specified enclosure and required current transformers



Indoor Series 3500 Advanced Multi-Function Meter

Series 3500 Meter Kits* — Outdoor Enclosure			
Voltage	**Amps**	**CTs Included**	**Cat. No.**
208-480V AC 3P 3W/4W Modbus TCP/BACnet IP	100	3 Split CTs	3OUMT-01M
	200	3 Split CTs	3OUMT-02M
	400	3 Split CTs	3OUMT-04M
	800	3 Split CTs	3OUMT-08M
	1600	3 Split CTs	3OUMT-16M
	100	3 Solid CTs	3OUMT-1SM
	200	3 Solid CTs	3OUMT-2SM
	3000	3 Split CTs	3OUMT-30M
	400	3 Solid CTs	3OUMT-4SM
	5000	3 Split CTs	3OUMT-50M

*Kits include meter, specified enclosure and required current transformers

LEVITON

VERIFEYE™ | Current Transformers

Submetering Current Transformers

The better the equipment, the better the measurement. Leviton meters utilize highly accurate current transformers for revenue-grade performance certified to ANSI standards. Competing products use current sensors that do not provide the same level of performance. Leviton meter kits include Current Transformers (CTs) for high-quality, long-term accuracy and reliability. Options include split and solid core models. For added safety, all Leviton current transformers come with built-in voltage suppression devices that prevent hazardous voltages from developing on CT secondaries should they become disconnected from a meter with load current present. Compact and cost-effective solid core CTs slip over power lines to measure the electrical current flowing through the line. They are compact and cost effective. For solid core CT installation, power must be de-energized and the circuit opened, in order to slip the CT over the power line.

Current Transformers

Configuration	Amps	Cat. No.	Description
Singles — Solid Core	100:0.1A	CDE01-K11	Solid Core, 0.67", Black
	100:0.1A	CDE01-L11	Solid Core, 0.67", Blue
	100:0.1A	CDE01-R11	Solid Core, 0.67", Red
	100:0.1A	CDA01-K12	Solid Core 0.72", Black
	100:0.1A	CDA01-L12	Solid Core 0.72", Blue
	100:0.1A	CDA01-R12	Solid Core 0.72", Red
	200:0.1A	CDE02-K11	Solid Core, 0.67", Black
	200:0.1A	CDE02-L11	Solid Core, 0.67", Blue
	200:0.1A	CDE02-R11	Solid Core, 0.67", Red
	200:0.1A	CDA02-K12	Solid Core, 0.72", Black
	200:0.1A	CDA02-L12	Solid Core, 0.72", Blue
	200.0.1A	CDA02-R12	Solid Core, 0.72", Red
	400:0.1A	CDF04-K24	Solid Core, 1.5", Black
Singles — Split Core	100:0.1A	CTD01-K16	Split Core, .75" x .75"
	200:0.1A	CTD02-K16	Split Core, 1" x 1"
	400:0.1A	CTD04-K23	Split Core, 1.5", x 1.5"
	800:0.1A	CTC08-K46	Split Core, 3" x 3.5"
	1200:0.1A	CTC12-K46	Split Core, 4" x 6"
	1600:0.1A	CTC16-K96	Split Core, 4" x 6"
	3000:0.1A	CTC30-57B*	Split Core, 5" x 7"
	5000:0.1A	CTC50-57B*	Split Core, 5" x 7"
Kits	100:0.1A	CDE01-211	CT Kit, 0.67", Red, Black
	100:0.1A	CDE01-311	CT Kit, 0.67", Blue, Red, Black
	100:0.1A	CDA01-212	CT Kit, 0.72", Red, Black
	100:0.1A	CDA01-312	CT Kit, 0.72", Blue, Red, Black
	200:0.1A	CDE02-211	CT Kit, 0.67", Red, Black
	200:0.1A	CDE02-311	CT Kit, .067", Blue, Red, Black
	200:0.1A	CDA02-212	CT Kit, 0.72", Red, Black
	200:0.1A	CDA02-312	CT Kit, 0.72", Blue, Red, Black



Solid Core
Current Transformers



Split Core
Current Transformers

Note: Meters sold separately.
Leviton recommends solid core transformers (CTs) for revenue-grade accuracy.
Our 100A and 200A color coded CTs assist with correct installation by indicating phase monitored.
Split core CTs are also available upon request for applications where power cannot be interrupted during installation.
System Accuracy: ±1% of reading from 10% to 100% of the rated current of the CTs, accomplished by matching the CTs with electronics and calibrating them as a system.
*Consult factory for availability

SPOTLIGHT

NAFTA Compliant, Made in the USA

Leviton is the smart choice for GFCIs, Lighting Controls, Occupancy/Vacancy Sensors, Relay Control Panels, Submeters and Entertainment Lighting products that meet NAFTA (North American Free Trade Agreement) or ARRA (American Recovery and Reinvestment Act) requirements. For an up-to-date, comprehensive listing of Leviton's NAFTA or ARRA compliant products go to www.leviton.com/usa

made in USA

VerifEye™ Mini Meter Kits

Equitable Tenant Billing

Some multi-tenant residential properties include energy costs in rental fees and generally charge tenants for energy based on the square footage occupied. To be truly equitable, tenants should pay only for what they actually use. With Leviton VerifEye™ Mini Meters, building managers can easily and fairly track and allocate energy usage costs to multiple tenants, as well as recoup energy expenses from common-use areas (parking lots, hall lighting, etc.). Tenants benefit by paying only for the energy they use; and when they focus on conserving energy, they can see direct financial benefits from their efforts.

Features and Benefits

- Kits include meter, specified enclosure and required current transformers
- kWh Meter
- 100-200 Amps
- Pulse Output — standard
- Available in indoor flush mount or surface mount enclosure
- Available in NEMA 4X indoor/outdoor individual meter enclosures and Multiple Meter Units (MMUs) from 2 to 19 meters
- Select models include built in tamper proof switch or built in wireless AMR and temperature sensing capabilities
- Certified to all applicable standards of ANSI C12.1
- Utilizes split and solid core current transformers (CTs) that are certified to all revenue grade accuracy standards
- Up to three sets of CTs per phase can be paralleled per meter with no multipliers
- Components of Mini Meter Kits are UL/cUL Listed Energy Usage Monitor per CCN FTRZ

Mini Meter Kits

Mini Meter Kits* — Indoor Flush Mount Enclosure

Voltage	Amps	CTs Included	Cat. No.
120/208V 3W or 120/240V 1PH 3W (Split Phase)	100A	2 Solid CTs	MK240-1SW
	200A	2 Solid CTs	MK240-2SW

*Kits include meter, specified enclosure and required current transformers



Indoor Flush Mount Mini Meter

Mini Meter Kits* — Outoor Enclosure

Voltage	Amps	CTs Included	Cat. No.
120/208V 3W or 120/240V 1PH 3W (Split Phase)	100A	2 Solid CTs	MO240-1SW
	200A	2 Solid CTs	MO240-2SW
120/208V 2PH 3W or 120/240V 1PH 3W (Split Phase)	100A	2 Split CTs	MO240-01W
	200A	2 Split CTs	MO240-02W

*Kits include meter, specified enclosure and required current transformers



Outdoor Mini Meter

LEVITON

VERIFEYE™ | Mini Meters

VerifEye™ Mini Meter Kits

0.5% Mini Meter Kits* — Indoor Flush Mount Enclosure			
Voltage	**Amps**	**CTs Included**	**Cat. No.**
120/208/240V 2PH 3W	200A	2 Solid CTs	6P201-C02
120/208/240V 2PH 3W (includes Time of Use (TOU))	200A	2 Solid CTs	6W201-C02
120/208/240V 2PH 3W (includes Time of Use (TOU) & Temperature)	200A	2 Solid CTs	6W201-D02
120/208/240V 2PH 3W (includes Time of Use (TOU) & Delta Temperature)	200A	2 Solid CTs	6W201-E02
120/208/240V 2PH 3W (OEM Module Kit)	200A	2 Solid CTs	7H201-S02

0.5% Mini Meter Kits* — Indoor Surface Mount Enclosure			
Voltage	**Amps**	**CTs Included**	**Cat. No.**
120/208/240V 2PH 3W	200A	2 Solid CTs	6PSMT-C02
120/240V 1PH 3W (includes Time of Use (TOU) enabled kWh Transceiver)	200A	2 Solid CTs	MMSMT-C02
120/240V 1PH 3W (includes Time of Use (TOU) & Temperature enabled kWh Transceiver)	200A	2 Solid CTs	MMSMT-D02
120/240V 1PH 3W (includes Time of Use (TOU) & Delta Temperature enabled kWh Transceiver)	200A	2 Solid CTs	MMSMT-E02

*For a complete wireless Automatic Meter Reading (AMR) system, data transceivers and other wireless network components (DCAPs and Repeaters) are required as dictated by building construction.
TOU = Time of Use, providing 15-minute time-stamped kWh interval data



Indoor Surface Mount Mini Meter

Wireless Repeaters and Data Concentrating Access Points (DCAPs)

Wireless Repeater	
Description	**Cat. No.**
Repeater, 5V, includes 5VDC 1A plug-in power supply and internal backup battery	T101R-05V

Wireless Data Concentrating Access Points (DCAPs)**	
Description	**Cat. No.**
Data Concentrating Access Point (DCAP), Low Capacity (150 meter points max), built-in radio receiver	T201E-151
DCAP, High Capacity (1000 meter points max), built-in radio receiver	T201E-102
DCAP-Gateway, unlimited meter points, built-in radio receiver	T201G-UNL
Central Database Gateway, supports up to 2000 meter points	T221C-202

**All DCAPs and Gateways shipped with 6VDC, minimum 1.5 Amp power supply, Ethernet cable and USB cable

SPOTLIGHT

NAFTA Compliant, Made in the USA

Leviton is the smart choice for GFCIs, Lighting Controls, Occupancy/Vacancy Sensors, Relay Control Panels, Submeters and Entertainment Lighting products that meet NAFTA (North American Free Trade Agreement) or ARRA (American Recovery and Reinvestment Act) requirements. For an up-to-date, comprehensive listing of Leviton's NAFTA or ARRA compliant products go to www.leviton.com/usa

made in USA

VerifEye™ Multiple Meter Units (MMUs)

For both retrofit and new construction, Leviton VerifEye™ Multiple Meter Units (MMUs) are fast and easy to install. They come pre-wired per project configuration sheets with clearly labeled connections, minimizing the electrical installation time and saving money. All Leviton MMUs are UL Listed assemblies, giving your customers extra assurance for no extra cost. Choose from an indoor steel model in 4/8/16 unit single- or three-phase configurations utilizing Series 2000 meters or a weatherproof outdoor enclosure in 4/8/19 unit single-phase configurations utilizing Mini Meters. If your application requires a different configuration, Leviton is ready to help.

VerifEye™ Mini Meter MMUs

Medium Mini Meter MMU — 2-4 Meters		
Voltage	**Description**	**Cat. No.**
120/240V 1PH 3W	2 Dual Element Meters	6M202-CFG
	3 Dual Element Meters	6M203-CFG
	4 Dual Element Meters	6M204-CFG
120/208V 3PH4W	2 Dual Element Meters	6M302-CFG
	3 Dual Element Meters	6M303-CFG
	4 Dual Element Meters	6M304-CFG

Large Mini Meter MMU — 5-8 Meters		
120/240V 1PH 3W	5 Dual Element Meters	6L205-CFG
	6 Dual Element Meters	6L206-CFG
	7 Dual Element Meters	6L207-CFG
	8 Dual Element Meters	6L208-CFG
120/208V 3PH 4W	5 Dual Element Meters	6L305-CFG
	6 Dual Element Meters	6L306-CFG
	7 Dual Element Meters	6L307-CFG
	8 Dual Element Meters	6L308-CFG

Extra-Large Mini Meter MMU — 9-19 Meters, NEMA 4X Enclosure		
120/240V 1PH 3W	9 Dual Element Meters	6X209-CFG
	10 Dual Element Meters	6X210-CFG
	11 Dual Element Meters	6X211-CFG
	12 Dual Element Meters	6X212-CFG
	13 Dual Element Meters	6X213-CFG
	14 Dual Element Meters	6X214-CFG
	15 Dual Element Meters	6X215-CFG
	16 Dual Element Meters	6X216-CFG
	17 Dual Element Meters	6X217-CFG
	18 Dual Element Meters	6X218-CFG
	19 Dual Element Meters	6X219-CFG
120/208V 3PH 4W	9 Dual Element Meters	6X309-CFG
	10 Dual Element Meters	6X310-CFG
	11 Dual Element Meters	6X311-CFG
	12 Dual Element Meters	6X312-CFG
	13 Dual Element Meters	6X313-CFG
	14 Dual Element Meters	6X314-CFG
	15 Dual Element Meters	6X315-CFG
	16 Dual Element Meters	6X316-CFG
	17 Dual Element Meters	6X317-CFG
	18 Dual Element Meters	6X318-CFG
	19 Dual Element Meters	6X319-CFG



Large Mini Meter
Multiple Meter Unit (MMU)



Extra Large Mini Meter
Multiple Meter Unit (MMU)

LEVITON

VerifEye™ Series 2000 MMUs

Medium Series 2000 MMU — 2-4 Meters		
Voltage	**Description**	**Cat. No.**
120/208V 3PH 3W	2 Three Element Meters	2M202-CFG
	3 Three Element Meters	2M203-CFG
	4 Three Element Meters	2M204-CFG
277/480V 3PH4W	2 Three Element Meters	2M402-CFG
	3 Three Element Meters	2M403-CFG
	4 Three Element Meters	2M404-CFG

Large Series 2000 MMU — 5-8 Meters		
120/208V 3PH 4W	5 Three Element Meters	2L205-CFG
	6 Three Element Meters	2L206-CFG
	7 Three Element Meters	2L207-CFG
	8 Three Element Meters	2L208-CFG
277/480V 3PH 4W	5 Three Element Meters	2L405-CFG
	6 Three Element Meters	2L406-CFG
	7 Three Element Meters	2L407-CFG
	8 Three Element Meters	2L408-CFG

Extra-Large Series 2000 MMU — 9-19 Meters		
120/208V 3PH 3W	9 Three Element Meters	2X209-CFG
	10 Three Element Meters	2X210-CFG
	11 Three Element Meters	2X211-CFG
	12 Three Element Meters	2X212-CFG
	13 Three Element Meters	2X213-CFG
	14 Three Element Meters	2X214-CFG
	15 Three Element Meters	2X215-CFG
	16 Three Element Meters	2X216-CFG
277/480V 3PH 4W	9 Three Element Meters	2X409-CFG
	10 Three Element Meters	2X410-CFG
	11 Three Element Meters	2X411-CFG
	12 Three Element Meters	2X412-CFG
	13 Three Element Meters	2X413-CFG
	14 Three Element Meters	2X414-CFG
	15 Three Element Meters	2X415-CFG
	16 Three Element Meters	2X416-CFG



Medium Series Meter
Multiple Meter Unit (MMU)

View energy usage data with our exclusive BMO 2.0 measurement & verification (M&V) software — available at no cost with the purchase of an EMH, EMB Hub or EMB HubLite. See pages N-77 to N-80 for more information

VerifEye™ Series 8000 Multiple Point High-Density Smart Meter

VerifEye™ Series 8000 Multiple Point Meters are designed to meter high-density applications such as multi-tenant office and residential buildings, medium-sized retail stores, institutional facilities, and more. For easy data accessibility, the Series 8000 design is based on an open protocol network to transmit data over ModBus and BACnet™. Combining revenue-grade electrical submetering with building automation communications technology, the Series 8000 complies with all regulatory electric safety and communications requirements and meets stringent ANSI 0.5 Accuracy Class standards.

Features and Benefits

- Allows for revenue grade metering of up to 24 individual circuits in one device
- Provides multiple electric loads in one device
- Monitors up to 24 current transformers: 8 3-phase, 12 2-phase or 24 single phase loads
- Branch circuit monitoring
- Universal voltage
- 100-5,000 Amp current transformers
- Native communications protocol — Modbus TCP, Modbus RTU (RS-485) and BACnet IP standard
- Measures kilowatt hours, kW demand, volts, amps
- Interval and net metering
- Configurable via Ethernet or ModBus RTU network to BMS or VerifEye software solutions

Series 8000 Multiple-Point High Density Smart Meter

Voltage	Description	Cat. No.
Residential		
120/208/240V 1PH 3W	Phase Config 3x2 with Wiring Harness	S8120-032
120/208/240V 1PH 3W	Phase Config 6x2 with Wiring Harness	S8120-062
120/208/240V 1PH 3W	Phase Config 9x2 with Wiring Harness	S8120-092
120/208/240V 1PH 3W	Phase Config 12x2 with Wiring Harness	S8120-122
Commercial and Industrial		
120/208 or 277/480V 3PH	Phase Config 8x3 with Termination Enclosure	S8UTS-083
120/208 or 277/480V 1PH 3W	Phase Config 12x2 with Termination Enclosure	S8UTS-122
120/208 or 277/480V 1PH 3W	Phase Config 24x1 with Termination Enclosure	S8UTS-241
120/208 or 277/480V 3PH	Phase Config 8x3 with Wiring Harness	S8UWH-083
120/208 or 277/480V 1PH 3W	Phase Config 12x2 with Wiring Harness	S8UWH-122
120/208 or 277/480V 1PH 3W	Phase Config 24x1 with Wiring Harness	S8UWH-241
480V Delta	Delta PTs with Enclosure	S480V-011



Series 8000 Multiple-Point High Density Meter

SPOTLIGHT

NAFTA Compliant, Made in the USA

Leviton is the smart choice for GFCIs, Lighting Controls, Occupancy/Vacancy Sensors, Relay Control Panels, Submeters and Entertainment Lighting products that meet NAFTA (North American Free Trade Agreement) or ARRA (American Recovery and Reinvestment Act) requirements. For an up-to-date, comprehensive listing of Leviton's NAFTA or ARRA compliant products go to www.leviton.com/usa

made in USA

LEVITON

VERIFEYE™ | Data Acquisition Hubs

VerifEye™ Metering Communications Systems

To create a data network between Leviton VerifEye™ submeters and stakeholders (BAS, third party billing, Leviton Energy Manager software, etc.), Leviton offers VerifEye™ Metering Communications Systems. These solutions transmit data from meters to end systems, creating a seamless transition between data collection and data display. Leviton's metering communications systems also enable facilities to create metering systems that can easily share data through open protocols such as Modbus and IP-based data transfer through HTTP/FTP of .csv or XML files. The results are robust and reliable networks scalable to accommodate future expansion, with data made accessible from any internal or external location.

Data Acquisition Hubs

Data Acquisition Hubs, including the Energy Monitoring Hub (EMH), EMB and EMBLite, are intelligent, flexible data acquisition servers allowing users to collect energy data from meters and environmental sensors. Designed to connect to IP-based applications such as enterprise energy management, demand response and smart grid programs, Hub servers let you connect thousands of energy points, benchmark energy usage and reduce energy costs.

Features and Benefits

- Collects and logs data from connected wired or wireless devices based on user-set intervals
- Pushes or pulls data via HTTP, XML, FTP or any custom protocol using an Ethernet (LAN) connection
- No software required: Information can be accessed through any web browser in any location
- Plug and play connectivity
- Compatible with nearly any front-end software platform allowing customers to use a variety of reporting tools
- Push or pull meter data to energy dashboards, kiosks and software applications
- Monitor performance of critical systems (lighting, HVAC, PDUs, inverters, etc.)

Metering Communications Hubs

Cat. No.	Description
A8812-001	Energy Monitoring Hub — Configured for Leviton Energy Manager
A8812-000	Energy Monitoring Hub — Non-Configured
A8810-000	EMB Hub
A7810-000	EMB HubLite
YBM05-010	Power Supply for EMB Hub and EMB HubLite



A8812
Energy Monitoring Hub



A7810
EMB HubLite

VerifEye™ Metering Communications Expansion Modules

High Density Pulse Module

The High Density Pulse Module provides a convenient way to expand a Leviton VerifEye™ Metering System by connecting the HD Pulse Module to an Energy Monitoring Hub (EMH) and/or ModHopper for system expansion. The HD Pulse Module accepts up to 23 standard pulse sensors and can function as a slave device with any Modbus master. This data can easily be integrated to a network of other critical energy sensors to provide a comprehensive energy monitoring solution. The HD Pulse Module is ideal for applications with a high density of pulse output devices, giving users access to meters that would previously require multiple modules.

Features and Benefits

- External communications handled via shielded twisted pair 18-22 gauge wire allow communication up to 4000 feet — and pulse input communication up to 200 feet (consult factory for longer runs) using 18-24 gauge control wire
- DIN or wall mounting make installation quick and easy
- Device verification — LED indicators for each pulse input allow for fast indication and verification of pulses to reduce installation and troubleshooting time
- Non-volatile memory retains configuration and pulse count totals during power failures for reliable data collection and retention
- Easily add pulse meters to Modbus network for a scalable, open protocol solution
- Field upgradable firmware for user-friendly future upgrades and expansion

Flex I/O Module

The Flex I/O Module is a cost-effective way to collect data from meters or sensors and bring the information into a Modbus network or energy monitoring system. As a stand-alone or bundled package, the Leviton Flex I/O can be incorporated with data acquisition and metering devices to provide a cost-effective energy monitoring solution. The Flex I/O is compatible with virtually any Modbus master, allowing customers the flexibility to use it in existing Modbus networks. Use with the Leviton Energy Monitoring Hub (EMH).

Features and Benefits

- Easily add meters and sensor to Modbus network
- 8x user selectable inputs
- 2x output relays
- 2x pulse replicator
- Non-volatile memory
- Industrial temperature range: -30°C to 70°C
- LEDs for visual verification/status reduce installation and troubleshooting time
- DIN or wall mount for easy installation
- Field upgradable firmware for user-friendly future upgrades and expansion

SPOTLIGHT

NAFTA Compliant, Made in the USA

Leviton is the smart choice for GFCIs, Lighting Controls, Occupancy/Vacancy Sensors, Relay Control Panels, Submeters and Entertainment Lighting products that meet NAFTA (North American Free Trade Agreement) or ARRA (American Recovery and Reinvestment Act) requirements. For an up-to-date, comprehensive listing of Leviton's NAFTA or ARRA compliant products go to www.leviton.com/usa

made in USA

Metering Communications Expansion

ModHopper

The ModHopper is a breakthrough mesh technology design that makes connecting Modbus RTU (RS485) and pulse devices simple and cost effective. Our "smart" ModHopper transceivers eliminate the need for costly wiring runs, allowing users to capture meter data in the most challenging retrofit and campus environments. Collect meter points in existing buildings with minimum downtime or disruption of day-to-day operations.

Features and Benefits

- Designed specifically for wireless metering and Leviton VerifEye™ Metering Solutions for guaranteed compatibility
- No software or programming required — devices automatically configure when powered, reducing labor costs and installation time
- Wireless "mesh" network — self-healing, self-optimizing for ease of installation and maintenance
- Connect up to 32 Modbus and 2 pulse devices per ModHopper for the ultimate expandable solution
- Long distance communication (3000ft indoor/14 miles LOS) for flexibility of placement and easier future expansion
- Multiple independent network capability
- Reliable, constant two-way communication and packet verification
- Point to multi-point communication
- Field upgradable firmware for user-friendly future upgrades and expansion

VerifEye™ Metering Communications Expansion Components

Metering Communications Expansion Components

Cat. No.	Description
A8911-000	High Density Pulse Module, 23 Inputs
A8332-000	Flex I/O Module, 8 User Selectable Inputs, 2 Relay Outputs
R9120-500	ModHopper and Power Supply



A8911 High Density Pulse Module



A8332 Flex I/O Module



R9120 Modhopper

SPOTLIGHT

NAFTA Compliant, Made in the USA

Leviton is the smart choice for GFCIs, Lighting Controls, Occupancy/Vacancy Sensors, Relay Control Panels, Submeters and Entertainment Lighting products that meet NAFTA (North American Free Trade Agreement) or ARRA (American Recovery and Reinvestment Act) requirements. For an up-to-date, comprehensive listing of Leviton's NAFTA or ARRA compliant products go to www.leviton.com/usa

made in USA

VerifEye Software Solutions

Save Energy, Reduce Costs, Be Sustainable

With a competitive global economy, soaring energy prices, increasing environmental issues and technology-based decision making, your profitability depends on the ability to analyze and control operating costs. Better energy management saves money and translates to an improved bottom line.

Verification Software Includes

Measurement & Verification (M&V)	Page #	Tenant Billing	Page #
Building Manager Online (BMO) 2.0 Web-based interval data collection software platform	N-78	**BillSuite** Provides individual tenant billing capabilities to ensure accurate and complete recovery of tenant energy costs	N-81
Energy Manager Energy monitoring platform which interprets submeter data and exports real-time reports in selected time increments, stretching from hour-by-hour to year-by-year	N-79		

Measurement & Verification (M&V) Software

Measure. Monitor. Manage. If You Don't Measure It, You Can't Manage It.

Energy monitoring and reporting is the key to measuring and managing energy efficiency and cost.

Decision makers everywhere are turning to VerifEye Measurement & Verification (M&V) Software solutions to get the information they need to make smart energy choices. An advanced web based platform that provides real time data for your entire enterprise, Leviton Building Manager Online (BMO) 2.0 and Energy Manager deliver the most sophisticated tools to drive energy efficiencies, reduce operating costs and create more sustainable, environmentally sound facilities.

How VerifEye™ Measurement & Verification (M&V) Software Works

Simple, Effective, Turnkey Solution to Monitor Energy in Real Time

- Meters record real-time consumption data
- Energy Monitoring Hub (EMH) receives meter data and pushes it to Energy Manager data center
- Data Center stores, manages and reports data in real time
- VerifEye™ M&V software analyzes, formats and reports the data
- User logs into VerifEye™ M&V software website and accesses data and reports



Leviton Submeters | Energy Monitoring Hub (EMH) | Leviton Energy Manager Data Center | User Interface BMO 2.0 or Energy Manager Software

VERIFEYE™ | Measurement & Verification (M&V) Software

Measurement & Verification (M&V) Software

Building Manager Online (BMO) 2.0

Features and Benefits

- Leviton hosted software application — no software installation required
- Set alarms and view graphical and historical data in intervals from one year to as short as an hour
- Provides a daily view summary of load profiles to help identify high and low consumption days and visual daily trending patterns
- Shows the effects of energy conservation measures by tracking load profiles over a given time period
- Quickly view any building or end-user for a summary of operating parameters
- Export data to spreadsheets for analysis (.csv files)
- Plot charts to show trends and provide analytical charts with demand profiling
- Select date ranges to display information
- Copy and paste graphs into your own reports with BMO's convenient legends

Building Manager Online Software

Description

Available at no cost with purchase of EMH, EMB Hub or EMB HubLite. Visit www.levitonbmo.com for more information.

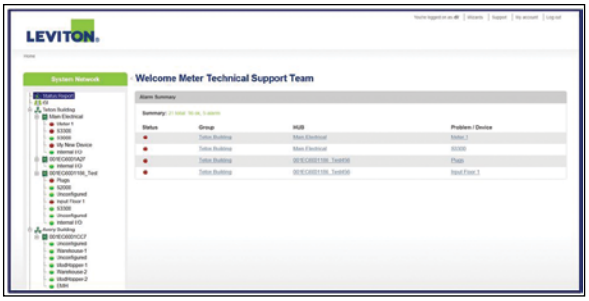

BMO 2.0 Welcome Screen

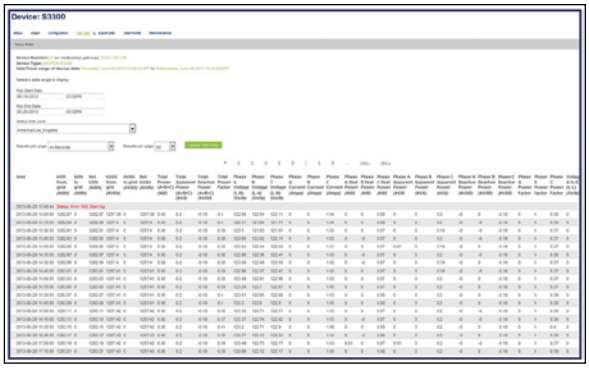

BMO 2.0 Roll Up Report



BMO 2.0 Status Graph

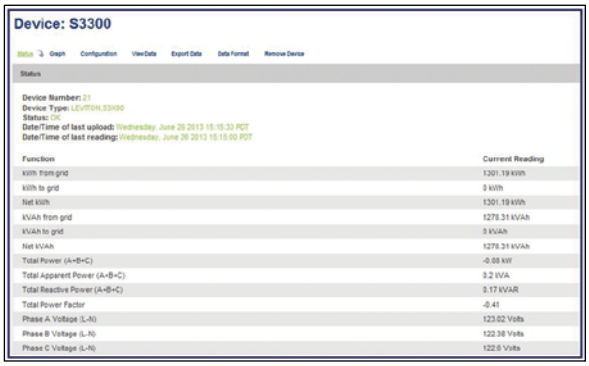

BMO 2.0 Status Report

VerifEye™ Energy Manager Software

Features and Benefits

- Simplified, easy to use with intuitive drilldown functionality
- Identify cost saving measures that can lead to greater profitability
- Discover energy inefficiencies that may be difficult to see
- Establish baselines, budgets and allocation of energy use & costs within an enterprise
- Measure and monitor the enterprise's carbon footprint
- Enhance LEED certification ratings with credits for measuring, monitoring and verification
- Adopt best-business practices for efficient energy use
- Track and trend consumption and site performance versus goals
- Highlight maintenance issues — identify sites and equipment that need immediate attention
- Trend, compare and validate utility bills
- Advanced, intuitive energy management reporting in just 3 clicks

Detailed reporting in just three clicks

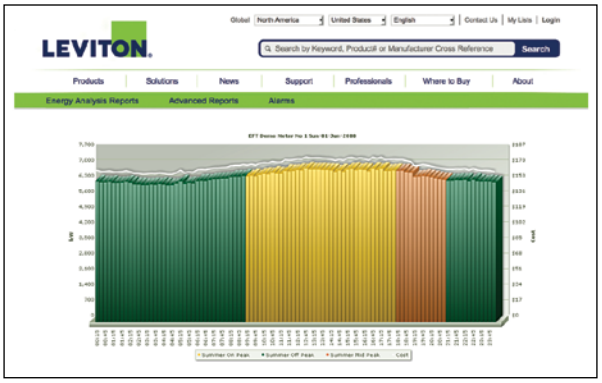

Daily Report

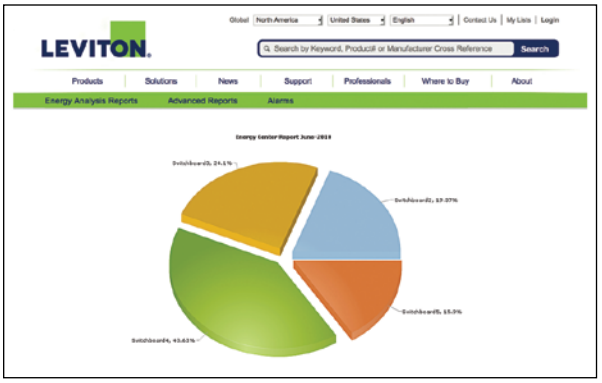

Energy Center Report



Annual Report



Carbon Emissions Report

Continued on next page

VERIFEYE™ | Measurement & Verification (M&V) Software

Continued from previous page

VerifEye™ Energy Manager Software

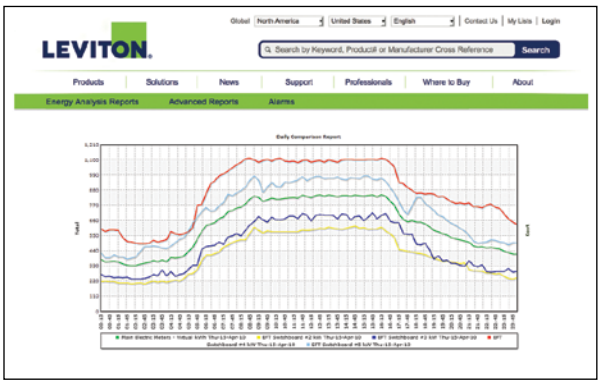

Comparison Report



Multiple Meter Analysis Report

Energy Manager Monitoring Software

Cat. No.	Description
LEMSB-000	Energy Manager Software — Base License Program - includes (8) control points and (1) user account
LEMSP-000	Energy Manager Software — Additional Points License - includes (8) control points
LEMSB-R00	Energy Manager Software — Base License Program Renewal
LEMSP-R00	Energy Manager Software — Additional Points License Renewal

SPOTLIGHT

NAFTA Compliant, Made in the USA

Leviton is the smart choice for GFCIs, Lighting Controls, Occupancy/Vacancy Sensors, Relay Control Panels, Submeters and Entertainment Lighting products that meet NAFTA (North American Free Trade Agreement) or ARRA (American Recovery and Reinvestment Act) requirements. For an up-to-date, comprehensive listing of Leviton's NAFTA or ARRA compliant products go to www.leviton.com/usa

made in USA

BillSuite Tenant Billing Software

Measure. Monitor. Manage. Bill.

BillSuite is a PC based software program that provides individual tenant billing capabilities to ensure accurate and complete recovery of tenant energy costs. BillSuite provides graphical profiling of interval data and generates charts and graphs of consumption and demand data. This software solution automates the tenant billing process by eliminating manual meter readings for simplified, more accurate measurement and verification.

Features and Benefits

Key Benefits

- Generate monthly electricity bills for each tenant
- Improve cash flow and increase net operating income
- Eliminate uncertainty of variable utility costs
- Delegate energy usage accountability to tenants
- Improve tenant satisfaction and retention
- Increase property value
- Enables facility manager to identify and fix energy waste and reduce overall cost

Key Features

- Monitor energy consumption of each tenant or whole building on a 24x7 basis
- Meters can be in a basement, wire closet or individual unit
- Billing of each tenant from the convenience of your PC
- Monthly and periodic billing reports for any or all meters
- Energy profile to identify peak demand and energy waste

How Leviton BillSuite Works

Simple, Effective, Turnkey Solution to Monitor & Bill Energy Usage

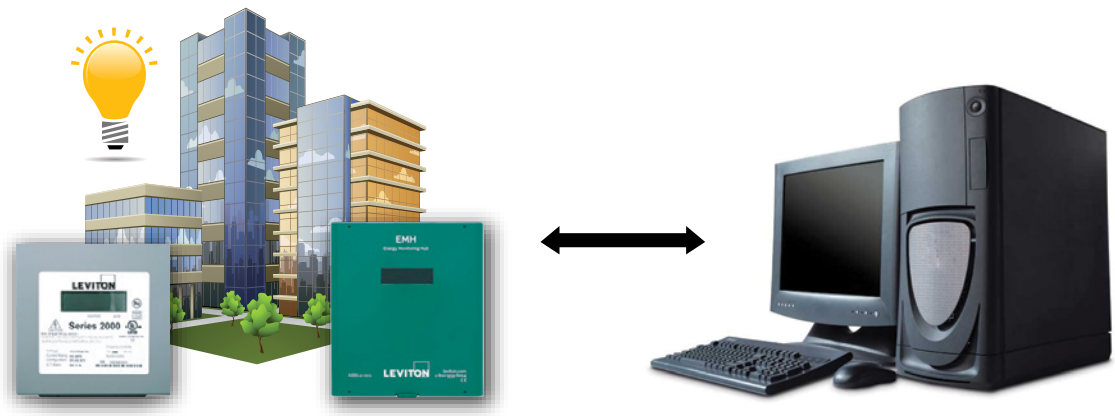

Leviton Submeters

Energy Monitoring Hub (EMH)

BillSuite (Data collection, monitoring, billing & reporting)

Continued on next page

VERIFEYE™ | BillSuite Tenant Billing Software

Continued from previous page

BillSuite Tenant Billing Software

Real-Time Energy Data Monitoring

BillSuite generates individual bills for user definable dates by using data automatically downloaded from the Leviton metering system.



Powerful & Flexible Tenant Billing

Very powerful and flexible billing system — intuitive and fully customizable with custom billing tariffs.

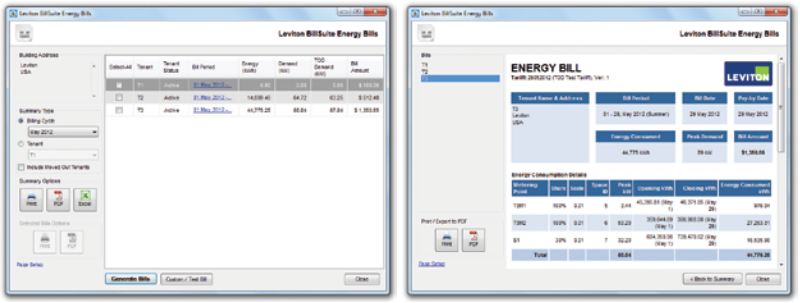

Energy Usage Analysis for Energy Management

Energy management is the key to smart energy use and cost control. It consists of collecting, storing, analyzing and reporting data to give end users the information they need to make smart, effective energy decisions.

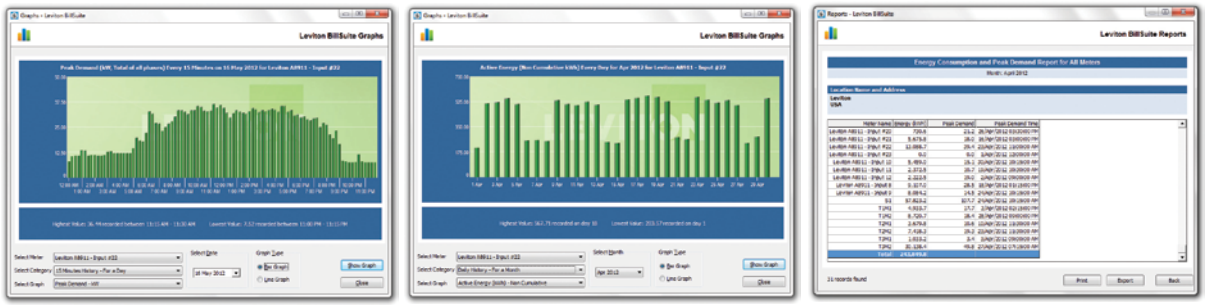

Note: Other submeters such as gas, water, BTU, etc. can be added to tenant bill

BillSuite Tenant Billing Software	
Cat. No.	**Description**
LBSSW-01L	BillSuite Software 1 - 50 Meters
LBSSW-02L	BillSuite Software 51 - 100 Meters
LBSSW-03L	BillSuite Software 101 - 200 Meters
LBSSW-04L	BillSuite Software 201 - 300 Meters
LBSSW-05L	BillSuite Software 301 - 400 Meters
LBSSW-06L	BillSuite Software 401 - 550 Meters
LBSSW-07L	BillSuite Software 551 - 750 Meters
LBSSW-08L	BillSuite Software 751 - 1000 Meters



Electric Vehicle Supply Equipment

O

evr-green® Networked Charging Stations O-2
Level 2 Public Use Charging Stations O-5
evr-green® Non-Network Charging Stations O-7
160 Electric Vehicle Charging Station O-7
300 Electric Vehicle Charging Station O-8
320 Electric Vehicle Charging Station O-9
400 Electric Vehicle Charging Station O-10
Charging Station Pre-Wire System O-11
EVSE Accessories O-12

evr-green® Networked Charging Stations for Public Applications

chargepoint Network Services

The Best Way to Connect with EV Drivers

Features and Benefits

Leviton's Evr-Green® public use charging stations offer municipalities, corporations, fleets and utilities high-reliability, plug-in electric vehicle charging that drivers prefer. The easy-to-use stations provide multiple power options and integrate aesthetics and ergonomics with sturdy construction — making them ideal for commercial and outdoor public applications. Leviton ChargePoint® enabled electric vehicle charging stations include one year of ChargePoint® network services. ChargePoint® network services provide everything needed to manage your EV charging stations, including:

EV Driver Support, 24x7x365
Drivers call a toll-free phone number (1-888-758-4389) printed on each station so that without leaving the station or their vehicle, EV drivers receive assistance. ChargePoint® customer support can trouble-shoot the station, start and stop a charging session, and reboot the station remotely.

Remote Monitoring, Troubleshooting and Updating
Log-in to ChargePoint® Service Manager and see real-time operation status for every station. Service the charging stations remotely instead of traveling to each station. Charging sessions can be started or stopped and a station can be rebooted remotely. Need assistance? Call the ChargePoint® toll-free number where the ChargePoint® Network Operations Center is also watching to help maximize station up-time. As new features are added, ChargePoint® stations stay up-to-date with firmware updates delivered over the air.

Detailed Usage Reports
Station Manager includes a flexible, feature-rich reporting tool. Choose your report format: Charts, Tables, or Export to CSV comma delimited format.

Get detailed reports: Select the level of detail you need ranging from per session to across all stations. See station usage by time of day including each charging session's duration, energy consumed, and payment collected. Measure trends such as average turnover and session duration. View energy usage and Greenhouse Gas (GhG) emissions prevented across a group of stations or all stations.

Track and report data for taxes and compliance: Track usage data for compliance with evolving policies that may tax electricity dispensed as fuel. If you are providing EV charging for employees, you'll have the data for benefit reporting required by tax codes.

View charging station audit reports: Collect information about session terminations, station reboots, cord removals, ground faults and station maintenance needs via timely alarms, and export it for further analysis.

RFID Card Readers
EV Drivers "authorize" themselves on the station using a ChargePoint® RFID card, contactless RFID credit card or by calling the toll-free number (1-888-758-4389). ChargePoint® stations include two RFID card readers: one for ChargePoint® RFID card and the other for contactless RFID credit card. RFID readers reduce station maintenance and increase station up-time as compared to magnetic swipe readers. When not in-use, ChargePoint® station charging connectors are locked in-place and no power is available. To release the charging connector, the EV driver must be authorized. The EV driver becomes authorized to use the station by:

i. Tapping a valid ChargePoint® card on the screen
ii. Tapping a valid contactless RFID credit card on the screen
iii. Calling the toll-free number (1-888-758-4389)

The authorization process applies even if you are not collecting payment on the station. And provided there is no access restriction on the station, a contactless credit card can be used to release the charging station's connector.

Continued on next page

Continued from previous page

Features and Benefits

Rights Granting
ChargePoint® Network Services lets you grant rights to other individuals within your company or to personnel who work for an external service provider. Rights Granting makes it easy for station owners to delegate activities such as billing, usage monitoring, reporting and provisioning to multiple personnel.

Station Access Restriction using ChargePoint® Card
ChargePoint® Connections and the ChargePoint® card automate the process of giving drivers access to your stations. Businesses can encourage drivers to charge at their stations with incentives and promotions. Employers can simplify the process of providing and removing employee access to their charging stations.

Advertising Message Display
Use the station's display to communicate timely, targeted offers and other text-based messages to drivers. Station messages are managed through Station Manager. Place a different message on each station or the same message across groups of stations and change messages as frequently as you like.

Custom Station Groups and Driver Groups
Grouping can make charging stations and drivers easier to view and manage. Organize your charging stations and the drivers using them into any number of arbitrary groupings. Define a group of stations just for employees and another group for public use. Set one price for one group of stations and a different price for another group. For companies with multiple locations, organize charging stations by building, state, and region. The possibilities are virtually endless.

ChargePoint® App



Continued on next page

LEVITON

NETWORKED CHARGING STATIONS | Network Services

Continued from previous page

evr-green® Network Charging Stations for Public Applications

Features and Benefits

Payment Collection and Processing
Using the charging station, you can automate fee collection with the PCI-compliant ChargePoint® Network. ChargePoint® stations include two RFID readers, one for contactless RFID credit cards and the other for ChargePoint® RFID cards. Using Station Manager's Flex Billing application, station owners set pricing to suit their marketplace and goals for operating the station. A flexible system, station owners can set fees for different groups of drivers time of day, session duration, kWh, or any combination of those parameters. Before implementing kWh pricing, check with your local utility for any restrictions.

Online Reservation System
EV drivers with ChargePoint® cards can reserve charging time on a station. Using either the ChargePoint® website or ChargePoint® mobile apps, EV drivers can check a station's availability and make a reservation if the station accepts reservations. To accept reservations, Payment Collection must be enabled on the station. Stations with the reservation feature enabled can only authorize charging sessions resulting from a reservation.

Mobile Applications for iPhone, Blackberry and Android
These free mobile apps help EV drivers quickly locate a station, view available charging ports, map stations along their trip, receive turn-by-turn directions to a station, determine if payment is required, and make a reservation on a station.

Mobile Alert System
EV drivers using a ChargePoint® card receive texts or emails with alert messages regarding charging station status such as: Charging Successfully, Finished Charging, Plug-Out at the Station, and Ground Fault Interruption at Station. Alert messages include the ChargePoint® toll-free number in case assistance is needed.

Training
Video-based training is available to help station owners learn about ChargePoint® Network features and how to use them on their stations. Training videos are located within the question/help section of ChargePoint's Station Manager application.

RFID Cards



Level 2 Public Use Charging Stations

evr-green® 4000

Featuring ChargePoint® Network Services

Evr-Green® 4000 Level 2 Public Use Charging Stations provide corporations, municipalities and utilities industry leading EV charging solutions. Integrating design and functionality with superior reliability and durability, Evr-Green® charging stations are ideal for workplace, commercial and outdoor public charging. They are available in bollard and wall mount configurations for easy installation anywhere. For applications where available power may be limited, the innovative power sharing feature enables two charging ports to share a single circuit, allowing for sites with single-port EV stations to upgrade to dual-port stations without requiring additional electrical services. For new installations, these stations require half the electrical capacity and installation complexity of comparable dual-port stations. Models are available with two standard SAE J1772™ Level 2 charging ports, each supplying up to 7.2kW (208/240V AC @ 30A). The need for drivers to coil up the cord is eliminated with the self-retracting cord management system, ensuring that the cord is always off the ground when not in use.



Dual Port Bollard Mount



Dual Port Wall Mount

LEVITON

NETWORK CHARGING STATIONS | evr-green® Dual Port Level 2

evr-green® 4000 Level 2 Public Use Charging Stations

Evr-Green® Level 2 Public Use Charging Stations are comprised of four key components: *mounting mechanism, cable assembly, head unit and mounting cap.* To order a Level 2 Public Use Charging Station, select the appropriate mounting mechanism, cable management assembly, head unit and mounting cap. A complete system must contain all four components.

Specifications for Level 2

Category	Description
Electrical Input	
Input Power — Standard	208/240V AC 60Hz single phase @ 32A x 2
AC Power Input Rating — Power Sharing	208/240 V AC 60Hz single phase @ 32A
Input Power Connections — Standard	Two independent 40A branch circuits
Input Power Connections — Power Sharing	One 40A branch circuit
Required Service Panel Breaker — Standard	40A dual pole (non-GFCI type) x 2
Required Service Panel Breaker — Power Sharing	40A dual pole (non-GFCI type)
Service Panel GFCI	Do not provide external GFCI as it may conflict with internal GFCI (CCID)
Wiring — Standard	5-wire (L1, L1, L2, L2, Earth)
Wiring — Power Sharing	3-wire (L1, L2, Earth)
Standby Power	15W typical (standby), 20W maximum (operation)
Electrical Output	
AC — Standard	7.2kW (240V AC @ 30A) x 2
AC — Power Sharing	7.2kW (240V AC @ 30A) x 1 OR 3.8kW (240V AC @ 16A) x 2

Level 2 Charging Stations

	Description	Cat. No.
Mounting Mechanism	Bollard Mounting Body	CPMBX
	Wall Mounting Body	CPMEX
Cable Management Assembly	Retractable Cord Management Assembly	CPCBX
Head Unit	***Each installation requires at least one gateway unit. The gateway head contains the cellular modem for communication with the ChargePoint® Network.*** Gateway Head, Dual Port, US SIM, (2) 18ft charging cables, 1-Year Token for 2 Level 2 Ports. Activation requires submission of Master Service Agreement.	CPHG2
	Gateway Head, Dual Port, (2) 18ft charging cables, 1-Year Token for 2 Level 2 Ports. Activation requires submission of Master Service Agreement. CANADA only.	CPHG2-C
	LAN Head, Dual Port, US and Canada, (2) 18ft charging cables, 1-Year Token for 2 Level 2 Ports. Activation requires submission of Master Service Agreement. CANADA only.	CPHD2
Mounting Cap	Bollard Mount Cap	CPCAP-B
	Wall Mount Cap	CPCAP-W
Charging Station Software	The ChargePoint® Network Service includes online software that provides station owners with real-time station monitoring, station reporting, and billing software. To use ChargePoint® Network Services, station owners must complete ChargePoint's Master Service & Subscription Agreement.	

Non-Network Electric Vehicle Charging Station

evr-green® 160

Electric Vehicle Charging Station for Level 2 EV Charging: 16A, 3.8kW Output

Leviton's Evr-Green® 160 Electric Vehicle Charging Station enables fast-charging of any SAE J1772™ compatible electric vehicle. Our patent pending mounting system allows for a do-it-yourself "plug-in" installation.*

Features and Benefits

- Compatible with all Electric Vehicle Supply Equipment (EVSE) standards and recommended practices including SAE J1772™, NEC 625, UL 2231 and UL 2594
- Tool-less, "non-permanent" installation also makes it easier to remove and replace — or take with you in the event you move*
- Built-in communication verifies proper connection before charging can commence
- "Auto-Reclosure" feature enables charging to restart following a minor fault, thereby reducing the chance of being stranded with an undercharged battery
- Cord connected installation is ideal for indoor applications and capable of being converted to a "hard-wired" installation if required
- Enclosure is rated NEMA Type 4 (hard-wired applications only)
- Cord management bracket provides easy stowage of the charge connector when not in use
- Ground monitor circuit for safety
- Backed by an industry leading limited 3-year warranty

*When used in conjunction with Leviton's EVK02 Installation Kit

EVB22-3PT



Watertight and dust-tight enclosure

Status indicator lights alert on power, charging status and faults

18' charging cable length provides flexibility in mounting location

Cable management system provides for convenient storage

SAE J1772™ compliant charge connector

Evr-Green® 160 EV Level 2 Charging Station

Description	Cat. No.
Evr-Green® 160 Charging Station, 3.8kW output, 18' charging cable, cord-connected (plug-in)	EVB22-3PT
Pre-Wire Installation Kit for EVB22-3PT	EVK02-M

evr-green® 300

Electric Vehicle Charging Station for Level 2 EV Charging: 30A, 240V, 7.2kW Output

Leviton's Evr-Green® 300 Electric Vehicle Charging Station enables fast-charging of any SAE J1772™ compatible electric vehicle. Our patent pending mounting system allows for a do-it-yourself "plug-in" installation.*

Features and Benefits

- Compatible with all Electric Vehicle Supply Equipment (EVSE) standards and recommended practices including SAE J1772™, NEC 625, UL 2231 and UL 2594
- Tool-less, "non-permanent" installation also makes it easier to remove and replace or take with you in the event you move*
- Built-in communication verifies proper connection before charging can commence
- "Auto-Reclosure" feature enables charging to restart following a minor fault, thereby reducing the chance of having an undercharged battery
- Cord connected installation is ideal for indoor applications and capable of being converted to a "hard-wired" installation if required
- Enclosure is rated NEMA Type 4 (hard-wired applications only)
- Wrap-around cord management for easy storage between uses
- Ground monitor interrupter circuit for safety
- Industry leading 3-year limited warranty

*When used in conjunction with Leviton's EVK05 Installation Kit

EVB30-P5T



Watertight and dust-tight enclosure suitable for indoor/outdoor installations

Charge connector dock securely stows charge connector when not in use

Charge connector lockout hole prevents unauthorized use

SAE J1772™ compliant charge connector

Status indicator lights alert power, charging status and faults

25' charging cable length provides flexibility in mounting location

Evr-Green® 300 EV Level 2 Charging Station

Description	Cat. No.
Evr-Green® 300 Electric Vehicle Charging Station, 30 Amp, 7.2kW output, cord-connected (plug-in)	EVB30-P5T
Installation kit for plug-in applications of EVB30-P5T	EVK05-M

evr-green® 320

Electric Vehicle Charging Station for Level 2 EV Charging: 32A, 7.7kW Output

Leviton's Evr-Green® 320 Charging Station enables fast-charging of any SAE J1772™ compatible electric vehicle.

Features and Benefits

- Compatible with all charging station standards and recommended practices, including SAE J1772™, NEC 625, UL 2231 and UL 2594
- Built-in communication verifies proper connection before charging can commence
- "Auto-Reclosure" feature enables charging to restart following a minor fault, thereby reducing the chance of having an undercharged battery
- Cord connected installation is ideal for indoor applications and capable of being converted to a "hard-wired" installation if required
- Enclosure is rated NEMA Type 4 (hard-wired applications only)
- 18' and 25' charging cable options available
- Ground monitor interrupter circuit for safety
- Backed by an industry leading limited 3-year warranty

EVB32-M8L



Watertight and dust-tight enclosure

Status indicator lights alert on power, charging status and faults

18' & 25' charging cable options provide flexibility in mounting location

Cable management system provides for convenient storage

Charge connector lockout hole prevents unauthorized use

SAE J1772™ compliant charge connector

Evr-Green® 320 EV Level 2 Charging Station

Description	Cat. No.
Evr-Green® 320 Charging Station, 7.7kW output, 18' charging cable, cord-connected (plug-in)	EVB32-M8L
Evr-Green® 320 Charging Station, 7.7kW output, 25' charging cable, cord-connected (plug-in)	EVB32-M5L
Pre-Wire Installation Kit for EVB32	EVK05-M

evr-green® 400

Electric Vehicle Charging Station for Level 2 EV Charging: 40A, 9.6kW Output

Leviton introduces its next generation electric vehicle charging station — designed with a durable thermoplastic cover. Leviton's Evr-Green® 400 Home Charging Station enables fast-charging of any SAE J1772™ compatible electric vehicle. The 40A charging station optimizes the charge time for vehicles with onboard chargers larger than 6.6kW. The 40A charging station includes a 25-foot charging cable, which offers flexibility in the mounting location.

Features and Benefits

- Compatible with all Electric Vehicle Supply Equipment (EVSE) standards and recommended practices including SAE J1772™, NEC 625, UL 2231, and UL 2594
- Tool-less, "non-permanent" installation also makes it easier to remove and replace — or take with you in the event you move*
- Built-in communication verifies proper connection with the vehicle before charging can commence
- Auto reclosure feature enables charging to restart following a minor power interruption, thereby reducing the chance of being stranded with an uncharged battery
- Ideal for home charging or light commercial applications
- Cord connected installation is ideal for indoor applications and capable of being converted to a "hard-wired" installation if required
- Enclosure is rated NEMA Type 4 Watertight (hard-wired applications only)
- Wrap around cord management for easy storage between uses
- Ground monitor interrupter circuit for additional safety
- Charge connector lockout hole prevents unauthorized use
- Backed by an industry leading limited 3-year warranty

*When used in conjunction with Leviton's EVK05 Installation Kit

EVB40-P5T



Cable management system provides for convenient storage

Watertight and dust-tight enclosure for electronic housing

Charging connector lockout hole prevents unauthorized use

SAE J1772™ compliant charging connector

Status Indicator lights alert on power, charging status and faults

25' charging cable length provides flexibility in mounting location

Evr-Green® 400 EV Level 2 Charging Station

Description	Cat. No.
Evr-Green® 400 Charging Station, 9.6kW output, flush mount, cord-connected (plug-in)	EVB40-P5T
Evr-Green® 400 Charging Station, 9.6kW output, surface mount, cord-connected (plug-in)	EVB40-PST
Pre-Wire Installation Kit for EVB40	EVK05-M

evr-green® Home Charging Station Pre-Wire System

Prepares Your Home for Easy, Do-It-Yourself Installation of Leviton's Evr-Green® Home Charging Stations

Leviton introduces our ground-breaking Evr-Green® home charging station pre-wire system. An industry first, this revolutionary concept enables the home to be prepared before the new electric vehicle and home charging station is purchased, ensuring fast charging from the moment the new car is home. Once the appropriate pre-wire Kit is installed, all that is needed to begin charging is to hang the home charging station on the installed mounting bracket, plug it in, and you're ready to charge.

Pre-Wire System Includes:

1. Bracket
2. Mounting Hardware
3. Safety Cover
4. Receptacle
5. Mounting Template
6. Installation Instructions
7. Quick Install Guide
8. Thermoplastic Electrical Box

Features and Benefits

- Powder-coated steel mounting bracket provides for simple, do-it-yourself installation
- Patent-pending system enables you to upgrade your charging station without the need to rewire
- Reduces the need for special electrical permits
- Can be used in new construction or retrofit applications
- UL Listed components ensure safety



Home Charging Station Pre-Wire System for 16A



Home Charging Station Pre-Wire System for 30A, 32A and 40A

Home Charging Station Pre-Wire System

Description	For Use With	Cat. No.
Leviton Installation Kit for Evr-Green® 160	16A Chargers	EVK02-M
Leviton Installation Kit for Evr-Green® 300, Evr-Green® 320 and Evr-Green® 400	32A, 40A Chargers	EVK05-M

Electric Vehicle Supply Equipment Accessories

Evr-Green® GFCI Receptacle with Sensor Controlled Guide Light

Description	Reference
Evr-Green® GFCI Receptacle with Sensor Controlled Guide Light The Leviton T7591 Tamper-Resistant GFCI Receptacle features a single receptacle with guide light that is photo-sensor controlled, making it easier to locate the receptacle when it is dark. It is built on Leviton's patented SmartlockPro® GFCI Receptacle platform, and can accommodate the repetitive insertions experienced with plug-in vehicle charging. Meets NEC Code Requirements for use with electric vehicle charging systems.	**See section D, GFCIs and AFCIs, for details**



Powerswitch® Safety Disconnect Switches

Description	Reference
Powerswitch® Safety Disconnect Switches Watertight and dust-tight Powerswitch® safety disconnect switches are the ideal choice for secure protection while used in conjunction with our Evr-Green® line of electric vehicle supply equipment. Heavy duty enclosed safety disconnect switches cut power to the circuit for equipment servicing.	**See page A-30 in the Switches & Motor Controls section for details**



Submetering

Description	Reference
Submetering Leviton provides an integrated approach for tracking, monitoring, and verifying electrical consumption and implementing cost and carbon footprint reduction. With the addition of precise energy measurement and verification systems, Leviton customers have an integrated solution for achieving their sustainability goals.	**See page N-61 in the Energy Management section for details**



Surge Protection

Description	Reference
Surge Panels for non-Networked Electric Vehicle Charging Stations Leviton's 51120 Series panel mount surge protective devices are ideal for use with non-networked Electric Vehicle Charging Stations. Designed for use in homes and apartment buildings at the service entrance, electrical utility meter, or other branch panel locations these panel mount surge protective devices come with a standard J-Box enclosure with pre-punched standard knock-outs so they can be easily surface mounted in typical frame construction.	**See page F-17 in the Surge Protective Devices section for more details**



Description	Reference
Surge Panels for Networked Public Use Charging Stations Leviton's 52120-7M3 panel mounted surge protective devices are ideal for use with Networked Public Use Charging Stations. Designed for use in industrial, commercial and residential environments, the 7-mode parallel-operated design ensures continuous power even if surge protection is disabled.	**See page F-10 in the Surge Protective Devices section for more details**



Security and Automation

P

Home Automation P-2
Vizia RF +® P-2
Decora® Anywhere Switch P-12
Commercial Automation P-13
LevNet RF™ P-13
Key Card Switches P-20
Leviton Security & Automation Line P-21
Safety & Security P-23
Omni™ Control Systems P-24
Video Surveillance P-27
Access Control P-28
Energy Management P-30
Lumina™ P-31
Lighting Control P-33
Thermostats P-40
ZigBee® Wireless P-42
Entertainment P-44
Interfaces P-51



Home Automation

Vizia RF +® Home Controls

Join a revolution in the home automation industry with Vizia RF +® wireless lighting and home control technology. The innovative and affordable Vizia RF +® offers features that are desired by professional installers and appreciated by homeowners. It provides dramatic scene transitions, extended zone lighting control, industry standard two-way status updating and true integration of household electrical devices. Use Vizia RF +® to add functionality and reduce energy consumption in new construction and existing homes and residences.

Equipped with Z-Wave® home automation technology, Vizia RF +® allows tailoring of the perfect home control solution. Imagine a home in which the lighting automatically adapts to your needs. For example, in the kitchen, one button can slowly dim the ceiling light while subtly brightening the chandelier over the kitchen table. Vizia RF +® can control other rooms just as impressively. It also works well with exterior fixtures, enabling them to be controlled throughout the house.

The Vizia RF +® product line includes new customer-requested features that increase its options, such as 49 selectable fade rates, an Energy Save mode, customizable preset maximum and minimum brightness levels, and more control of locator LED activity.

Vizia RF +® Group



Color Choices Vizia RF +® devices are offered in a wide range of colors. To order colors, add suffix to Cat. No.

White (-W)	Ivory (-I)	Light Almond (-T)	Gray (-G/-GY)	Black (-E)	Brown (-B)	Red (-R)

Dimmers

Features and Benefits

Functionality
- Universal design provides crisp actuation and minimal travel
- 49 possible combinations of fade rates, from soft to instant
- Separate fade up and fade down speeds
- Push pad always returns to neutral position regardless of load status
- Manual and remote ON/OFF/DIM/BRIGHT control of connected loads
- ON/OFF/DIM/BRIGHT scene and zone control capability
- 2-way status
- DIM/BRIGHT bar allows user to select brightness level when lights are ON or OFF — green LED displays brightness level
- Power-failure memory allows light levels to return to the same levels set prior to a power interruption
- RFI filtering for radio, audio and video equipment
- Air gap switch disconnects power from load locally. It is concealed during normal operation and is accessible without removing the wallplate

Options
- Energy Save option reduces power consumption and extends bulb life
- Preset On Level option sets the brightness level when the device is turned on, regardless of the previous level
- Minimum Brightness Level option sets minimum brightness level dimmer will output prior to turning completely off
- LED Display options control the length of time they remain lit

Compatibility
- Responds to Vizia RF +® Controllers as well as selected Z-Wave certified controllers from other manufacturers
- Works with the Vizia RF +® 1-Button Zone Controller/Virtual Dimmer Remote (VRCZ1-1L) for RF virtual 3-way control without the need for traditional 3-way wiring or for a dedicated traveler wire
- Works with Vizia +® (non-RF) Matching and Coordinating Remotes (VP00R) for hardwired 3-way or up to 10-location control

Aesthetics
- Compatible with Decora Plus™ screwless wallplates and Decora® wallplates
- Complements Vizia +® Lighting Controls
- Color change kits are available to allow fast color changeover and simplify stocking inventory
- Easy to clean, high gloss finish complements a wide range of décors

Warranty
- Backed by a limited 5-year warranty

LEVITON

HOME AUTOMATION | Vizia RF +® Dimmers

Vizia RF +® Scene Capable Dimmers for Single Pole, 3-Way or Multi-Location Applications

Dimmers

Description	Rating	Cat. No.	Color*
Incandescent Dimmer with LED locator and brightness display	600W - 120V AC 60Hz	VRI06-1LZ	W+I+T
Incandescent Dimmer with LED locator and brightness display	1000W - 120V AC 60Hz	VRI10-1LZ	W+I+T
Incandescent, Magnetic Low Voltage and Mark 10 Dimmer with LED locator and brightness display	1000W / 1000VA 60Hz	VRMX1-1LZ	W+I+T
Electronic Low Voltage Dimmer with LED locator and brightness display	600W - 120V AC 60Hz	VRE06-1LZ	W+I+T

*Z — Comes packaged with three colors: White, Ivory and Light Almond



VR106-1LZ

Fan Speed Controls

Description	Rating	Cat. No.	Color*
Quiet Fan Speed Control with LED locator and fan speed display	1.5A - 120V AC 60Hz	VRF01-1LZ	W+I+T

*Z — Comes packaged with three colors: White, Ivory and Light Almond



VRMX1-1LZ

Color Change Kit for Vizia RF +® Dimmers & Fan Speeds

Color Change Kit

Description	Cat. No.	Color
Matching Dimmer/Fan Speed Control Color Change Kit with LED locator and brightness/speed display	VPKIT-MDx**	W, I, T, G, E, B, R

**Add Color Code to end of suffix in place of x: White (W), Ivory (I), Light Almond (T), Gray (G), Black (E), Brown (B), Red (R)

Related Products
Use Leviton Power Extenders to extend the load capacity of Vizia RF +® dimming wall switch receivers.
See page L-46 in the Lighting & Fan Speed Controls section for more information.

Switches

Features and Benefits

- Push pad always returns to neutral regardless of load status
- Vizia RF +® style push pad blends seamlessly with other devices in the Vizia +® collection
- Manual and remote ON/OFF control of connected loads
- ON/OFF scene and zone control compatibility
- LED Display options control the length of time they remain lit
- Universal design provides crisp actuation and minimal travel
- Responds to Vizia RF +® controllers as well as selected Z-Wave certified controllers from other manufacturers
- Works with the Vizia RF +® 1-Button Scene Controller/Virtual Switch Remote (VRCS1-1L) for wireless RF virtual 3-way control without the need for traditional 3-way wiring or for a dedicated traveler wire
- Works with Vizia +® (non-RF) Matching and Coordinating Remote (VP0SR-10) for hardwired 3-way or up to 10-location control
- 2-way status
- Air gap switch disconnects power from load locally. It is concealed during normal operation and is accessible without removing the wallplate
- Compatible with Decora Plus™ screwless wallplates and Decora® wallplates
- Color change kits are available to allow fast color changeover and simplify stocking inventory
- Backed by a limited 5-year warranty

Vizia RF +® Scene Capable Switch for Single Pole, 3-Way or Multi-Location Applications

Scene Capable Switches

Description	Rating	Cat. No.	Color*
Scene Capable Switch with LED locator	15A 1800W Resistive 1800W Incandescent 1800VA Fluorescent 1800VA Inductive 1/2 HP Motor (9.8A)	VRS15-1LZ	W+I+T
Incandescent Scene Capable Switch with LED locator	5A Incandescent only (no neutral required)	VRS05-1LZ	W+I+T

*Z — Comes packaged with three colors: White, Ivory and Light Almond



VRS15-1LZ

Color Change Kit for Vizia RF +® Switches

Color Change Kit

Description	Cat. No.	Color
Matching Switch Color Change Kit with LED locator	VPKIT-MS x**	W, I, T, G, E, B, R

**Add Color Code to end of suffix in place of x: White (W), Ivory (I), Light Almond (T), Gray (G), Black (E), Brown (B), Red (R)

Controllers

Features and Benefits

- Easy to clean, high gloss finish complements a wide range of décors
- Controller fits in standard wall-box and utilizes existing 120V AC 60Hz wiring to replace a regular switch (when neutral wire is present) for easy "no-new-wires" installation
- 2-way status updates
- Compatible with Decora Plus™ screwless wallplates and Decora® wallplates
- Popular Vizia +® style push pad blends seamlessly with other devices in the Vizia +® collection
- Custom engraving available for the 2-button and 4-button controllers
- Backed by a limited 5-year warranty

Vizia RF +® 1-Button Scene Controller/Virtual Switch Remote (VRCS1)
- Consistent form factor, excellent ergonomic traits and appealing tactile touch and feel
- Provides remote ON/OFF control of one scene
- Virtual 3-way and multi-location remote ON/OFF control of selected Vizia RF +® switches without the need for traditional 3-way wiring or a dedicated traveler wire
- Green LED illuminates to indicate controlled scene. When acting as a virtual remote, LED will illuminate when the load is OFF
- LED Display options control the length of time they remain lit

Vizia RF +® 1-Button Zone Dimming Controller (VRCZ1)
- Provides remote ON/OFF/DIM/BRIGHT control of ONE Vizia RF +® Dimmer
- Virtual 3-way remote dimming control of selected Vizia RF +® dimmer without the need for traditional 3-way wiring or a dedicated traveler wire
- DIM/BRIGHT bar allows user to select brightness level when lights are ON or OFF — green LED displays brightness level
- Green LED locator illuminates to indicate controlled zone or load is OFF
- LED Display options control the length of time they remain lit

Vizia RF +® 4-Button Scene Controller (VRCS4)
- Provides remote ON/OFF/DIM/BRIGHT control of four scenes of selected Vizia RF +® devices
- Integrated infrared (IR) port
- Green LED illuminates when the assigned scene is ACTIVE

Vizia RF +® 4-Button Zone Controller (VRCZ4)
- Provides remote ON/OFF/DIM/BRIGHT control of four zones/areas of selected Vizia RF +® devices
- Integrated infrared (IR) port
- Green LED illuminates when assigned zone/area is ACTIVE

Combination Controllers
- Perfect for retrofit applications — local control of load and scene or zone capability
- Controller fits in standard wallbox and utilizes 120V AC-240V AC, 50/60Hz wiring
- Local and remote control of two loads in one wallbox (VRCS2)
- Button label kits available for VRCZ4-MR and VRCS4-MR

Vizia RF +® Wall Controllers

Wall Controllers			
Description	**Rating**	**Cat. No.**	**Color***
1-Button Scene Controller/ Virtual Switch Remote	No Load Rating 120V AC-60Hz	VRCS1-1LZ	W+I+T
Vizia RF +® 1-Button Zone Controller/Virtual Dimmer Remote	No Load Rating 120V AC-60Hz	VRCZ1-1LZ	W+I+T
Vizia RF +® 4-Button Scene Controller	No Load Rating 120V AC-60Hz	VRCS4-M0Z	W+I+T
Vizia RF +® 4-Button Zone Controller	No Load Rating 120V AC-60Hz	VRCZ4-M0Z	W+I+T

*Z — Comes packaged with three colors: White, Ivory and Light Almond



VRCS1-1L

Vizia RF +® Combination Controllers

Combination Controllers			
Description	**Rating**	**Cat. No.**	**Color***
4-Button Zone Controller with Switch and IR Remote Capability	1800W/1800VA 1/2 HP 120-240V AC 50/60 Hz	VRCZ4-MRZ	W+I+T
4-Button Scene Controller with Switch and IR Remote Capability	1800W/1800VA 1/2 HP 120-240V AC 50/60 Hz	VRCS4-MRZ	W+I+T
2-Button Scene Controller with Switches	1000W/1000VA 1/4 HP (per switch) 120-240V AC 50/60 Hz	VRCS2-MRZ	W+I+T

*Z — Comes packaged with three colors: White, Ivory and Light Almond



VRCS4-MR

Color Change Kits for Vizia RF +® Controllers

Color Change Kits for Vizia RF +® Controllers		
Description	**Cat. No.**	**Color**
VRCZ1Color Change Kit	VPKIT-MDx**	W, I, T, G, E, B, R
VRCS1 Color Change Kit	VPKIT-MSx**	W, I, T, G, E, B, R
VRCS4 Color Change Kit	VPKIT-S4x**	W, I, T, G, E, B, R
VRCZ4 Color Change Kit	VPKIT-Z4x**	W, I, T, G, E, B, R
VRCS4 Controller Label Kit	VPSLB-S4x**	W, I, T, G, E, B, R
VRCZ4 Controller Label Kit	VPZLB-Z4x**	W, I, T, G, E, B, R
VRCS2 Color Change Kit	VRKIT-DSx**	W, I, T, G, E, B, R

**Add Color Code to end of suffix in place of x: White (W), Ivory (I), Light Almond (T), Gray (G), Black (E), Brown (B), Red (R)



VPKIT-MD

vizia rf +®

Custom Engraved Button Order Form

To order Vizia RF + Custom Engraved Buttons, please complete order form and submit to a Leviton distributor for order processing.

Please check one category: ☐ **Installer** ☐ **Homeowner** ☐ **Distributor**

Bill To:

Name: _____

Company: _____

Customer Account Number: _____

Address: _____

City, State, Zip: _____

Ship To: ☐ Same as Billing Address

Name: _____

Company: _____

Address: _____

City, State, Zip: _____

Color: ☐ White ☐ Ivory ☐ Light Almond ☐ Gray ☐ Black ☐ Brown ☐ Red

Button Configuration:



or



or



☐ 4-Button Scene (VPKIT-0S4) ☐ 4-Button Zone (VPKIT-0Z4) ☐ 2-Button Scene (VRKIT-0DS)

Engraving Options:

☐ Initial Caps

☐ ALL UPPER CASE

☐ all lower case

Maximum of 10 characters including spaces

1 | | | | | | | | | | |

2 | | | | | | | | | | |

3 | | | | | | | | | | |

4 | | | | | | | | | | |

Terms:

Please verify that the form is filled out completely and correctly before submitting. Leviton is not responsible for incomplete or misspelled words. Custom engraved buttons cannot be returned.

Copy form if additional custom engraved controller buttons are needed.

Form must be submitted by a Leviton Distributor.

Please allow 4-6 weeks for processing and delivery.

Send completed forms to:

Email to customerservice@leviton.com or
Fax to 1-800-832-9538

Vizia RF + is a registered trademark of Leviton Manufacturing Co., Inc.
© 2014 Leviton Manufacturing Co., Inc. All rights reserved.
Subject to change without notice.

Plug-In Modules

Features and Benefits

- Green Locator LED
- Backed by a limited 5-year warranty

Vizia RF +® Scene Capable Plug-in Appliance Module (VRP15)
- Supports beaming which is the ability to communicate with battery operated frequently listening nodes (FLiRS) such as door locks and sensors
- Provides 15A-120V AC NEMA 5-15R grounding receptacle for use with a wide variety of lamps and appliances
- Provides manual ON/OFF switching of plug-in load and remote scene and zone control compatibility
- 2-way status
- Protected memory maintains ON/OFF status of loads and during minor power fluctuations

Vizia RF +® Scene Capable Plug-in Lamp Dimming Module (VRP03)
- Supports beaming which is the ability to communicate with battery operated frequently listening nodes (FLiRS) such as door locks and sensors
- Provides NEMA polarized 1-15R 2-blade receptacle for use with incandescent lamps
- Load sensing feature allows lamp to be turned ON manually using the lamp's switch or the integrated ON/OFF button
- Provides manual and remote ON/OFF/DIM/BRIGHT control of plug-in lamps
- 2-way status
- Provides ON/OFF/DIM/BRIGHT scene and zone control capability
- Protected memory maintains ON/OFF/Brightness level status of connected loads and device ID programming during minor power fluctuations

Vizia RF +® Plug-In Serial Interface Module (VRC0P)
- Supports beaming which is the ability to communicate with battery operated frequently listening nodes (FLiRS) such as door locks and sensors
- Provides RJ11 connector for RS232 or selected component connection
- Upgradeable with the latest firmware to enhance your Z-Wave network and integration capabilities
- Two-way communication between related controller(s) and module
- Protected memory and device ID programming during minor power fluctuations
- Transient surge protection to IEC Level 4
- ESD protection to IEC 1000 4-2 Level 4 to protect against damage and memory loss due to static discharges
- Includes serial cable
- Z-Wave® compatible

Vizia RF +® Scene Capable Receptacle (VRR15)
- LED display option allows the green LED to be turned OFF
- Load sensing option allows a lamp or other device plugged into the controlled side to be turned ON manually using the lamp's integrated ON/OFF button
- Controlled side can be used for wireless ON/OFF control of plugged-in electrical loads, such as lamps, appliances and electronics
- Non-controlled side is a tamper-resistant receptacle that provides constant power
- TR symbol on receptacle strap assures that it meets the 2008 NEC® code requirement
- Split duplex tamper-resistant receptacle

LEVITON

HOME AUTOMATION | Vizia RF +® Plug-In Modules

Vizia RF +® Scene Capable Plug-In Modules

Plug-In Modules UL CSA

Description	Rating	Cat. No.	Color
Vizia RF +® Scene Capable Plug-In Appliance Module	15A 1800W Incandescent, 1800VA Fluorescent, 1800W Resistive, 1800VA Inductive and 1/2 HP motor loads @ 120V AC-60Hz	VRP15-1LW	White
Vizia RF +® Scene Capable Plug-In Lamp Dimming Module	300W Incandescent @ 120V AC-60Hz	VRP03-1LW	White
Vizia RF +® Plug-In Serial Interface Module, ASCII to Z-Wave Interface	No Load Rating 120V AC-60Hz	VRC0P-1LW	White
Vizia RF +® Split Duplex TR Receptacle with LED Locator	1800W, 1800VA, 1/2 HP motor loads @ 120V AC- 60Hz	VRR15-1LZ	W+I+T*

*Z — Comes packaged with three colors: White, Ivory and Light Almond



VRP15-1LW



VRP03-1LW



VRR15-1LZ

Programming and Handheld Remotes

Features and Benefits

RF + Installer Tool Software and USB for System Programming (VRUSB)
- Set up and program an unlimited number of Z-Wave® Home Automation Systems
- Utilize Windows® "drag and drop" functionality
- Create areas and scenes on or off the job site
- Use a checklist to guide the way through a Vizia RF +® installation or advanced programming
- Generate device, controller and area reports
- Schedule groups of devices to turn on/off at various times of the day (VRCPG required)
- Optimize, repair and recover Z-Wave networks
- Perform diagnostic tests on a network

Remote Controller/Programmer (VRCPG)
- Primary device for creating and programming a Vizia RF +® system
- Provides user-level control of up to 128 devices
- Creates up to 128 areas
- Customizes up to 16 profiles
- Creates up to 255 scenes
- Integrated step-by-step setup guide
- Can operate as a secondary remote control
- Creates scheduled events including dusk and dawn (timer version VRCPG-0SG only)
- Provides remote control (ON/OFF/DIM/BRIGHT/SCENE/ZONE) of devices in the Vizia RF +® network

IR Remote Controller (VRMR1)
- Works with Vizia RF +® IR compatible controllers
- Controls four scenes and four zones

Vizia RF +® Programming and Handheld Remote Controllers

Programming and Handheld Remote Controllers

Description	Cat. No.
RF + Installer Tool Software and USB for system programming*	VRUSB-000
RF Handheld Remote Controller, Programmer (Basic)	VRCPG-BSG
RF Handheld Remote Controller, Programmer/Timer (Internal astronomical clock)	VRCPG-0SG
Vizia RF +® IR Handheld Remote Controller	VRMR1-0SG
ThinkEssentials® Professional Edition for installers	CTTEP-20W

*Software may be downloaded at Leviton.com/RFInstaller



VRCPG-0SG

Decora® Anywhere Switch

The Anywhere Switch is perfect for those who desire the convenience of an extra indoor wall switch without the hassle of installing additional wiring. Using wireless radio frequency transmitters to turn lights on and off from two locations, It easily replaces a single-pole switch and fits into a standard wallbox. Ideal for stairwells, entrances, garages, basements, children's rooms or any room of your choice.

Features and Benefits

Anywhere Switch/Switch RF Remote (6696-W)

- Adds the convenience of an extra indoor wall switch wherever needed, without installing additional wiring
- Receiver takes the place of an ordinary single-pole switch in a standard wallbox. Provides local dimming and wires up like a single-pole switch
- Uses wireless radio frequency (RF) transmitters and receivers to turn lights ON and OFF from two locations
- Can be placed at a low height for convenient light control from bedside, excellent for Universal Design applications
- Control signal passes through walls and floors, operating receivers up to 50 feet away
- Two operating channels with different frequencies, to prevent interference when two units are operating in one home
- Compatible with Decora® devices; comes with matching wallplate

Anywhere Switch/Plug-In RF Remote (6697-W)

- Adds the convenience of a switched outlet, without installing additional wiring
- Receiver plugs into a standard 15 or 20 Amp outlet
- Uses wireless radio frequency (RF) transmitters and receivers to turn lamps or small appliances ON and OFF, within 50 feet
- Can be placed at a low height for convenient light control. Excellent for Universal Design applications
- Control signal passes through walls and floors, operating receivers up to 50 feet away
- Two operating channels with different frequencies, to prevent interference when two units are operating in one home
- Compatible with Decora® devices; comes with matching wallplate

Decora® Anywhere Switch

Decora® Anywhere Switch

Description	Rating	Cat. No.	Color
Anywhere Switch/Switch RF Remote Decora®	300W - 120V AC 60 Hz	6696-W	White
Anywhere Switch/Plug-In RF Remote Decora®	600W Incandescent/300W Fluorescent/ 600W Appliance @ 120V AC-60Hz	6697-W	White



6696-W



6697-W

Room Control

LevNet RF™ Energy Harvesting Wireless Solutions

LevNet RF™ is Leviton's family of energy harvesting radio frequency products based on EnOcean's technology. EnOcean-based products, including the LevNet RF™ products, have three common features. They are:

• ***Energy Harvesting Technology*** • ***Wireless (Radio Frequency)*** • ***Interoperable within an RF-Based Network***

Energy harvesting technology allows LevNet RF™ transmitters (i.e., occupancy sensors, switches, light sensors and hotel key card switches) to operate indefinitely without external power or batteries. Self-powered transmitters receive power from the motion of a switch actuation, light on a solar cell or temperature differentials in the environment for a true zero-maintenance energy harvesting device. Operating in the 315 mHz band provides minimal competing traffic and greater transmission range than other technologies. With no additional or new wiring required, LevNet RF™ delivers easy-to-install energy harvesting lighting controls with little to no interruption to a customer's operations and without damage to the customer's property.

Product Overview

There are three main types of LevNet RF™ products:

— A TRANSMITTER, such as a switch, generates a wireless RF control signal (e.g., "ACTUATE RELAY"). All transmitters are self-powered products that can be located anywhere and send transmission signals. Transmitters are available in occupancy sensor, light sensor, switch leg, Vizia®-style remote switch, Decora® rocker switch remote, handheld remote, hotel key card and 3 x 3 remote switch (international) varieties.

— A RECEIVER receives a control signal from a transmitter and performs the appropriate action (e.g., activate or deactivate the relay). All receivers are connected to a power source and a load that the receiver operates when the RF signal is received. Receivers are available in basic and advanced wall switch, 3- and 5-wire relay, plug-in and thermostat styles.

— A TRANSCEIVER acts as both a transmitter (when it is generating an RF signal) and as a receiver (when it receives and processes an RF signal generated by a transmitter). The transceiver can also be used as a repeater where it utilizes the receiver and then retransmits the RF signal. Leviton offers room, shade, dimmer and 4- and 8-channel relay controllers.

— Accessories available for LevNet RF™ products include RS-232 serial box, signal strength meter, power packs and industrial wireless relay.

Features and Benefits

- Easy to install for new construction and retrofit applications, requiring minimal labor disruption to operations
- Requires no new wiring and installs in ¼ the time of hardwired sensors, translating into faster turnaround and reduced costs
- With no batteries to replace and no maintenance to perform, plus annual energy savings and rebates that can total up to 80% in reduced costs, LevNet RF™ revolutionizes efficiency and savings
- Lowest power consumption of any RF device with less than one Watt per device used annually, saving approximately 70% over other RF devices
- LevNet RF™ is the only energy harvesting wireless solution that fulfills LEED requirements to earn LEED points for both wireless control and no battery
- Operation at 315 mHz band reduces interference and increases transmission range
- Range: 50 to 150 feet
- FCC Certified for Wireless Communication (U.S.), I.C. Certified (Canada)*
- Backed by a limited 5-year warranty

*Excludes WSD02-020.
NAFTA and Made in USA models available — visit www.leviton.com/NAFTA or www.leviton.com/USA

COMMERCIAL AUTOMATION | LevNet RF™

LevNet RF™ Energy Harvesting Wireless System

Basic System Selection

STEP 1 Determine What LOADS You Want to Control: Lighting, HVAC, Lamp, TV, etc.

STEP 2 Pick the Appropriate RF RECEIVER and/or TRANSCEIVER

LevNet RF™ Wireless/ Wired-In Receivers



Receiving



LevNet RF™ Wireless/ Wired-In Transceivers



Receiving





Repeating

STEP 3 Pick the Appropriate Energy Harvesting Wireless RF Transmitter (Sensor or Switch)

LevNet RF™ Sensor or Switch







Transmitting

Tip *A good way to visualize your wireless system is to imagine that the "wires" connecting each device are invisible wires or "unique addresses."*

Wired vs. Wireless Cost

*Installation time per device: 45-50 minutes for hardwired vs. 10-15 minutes for wireless devices

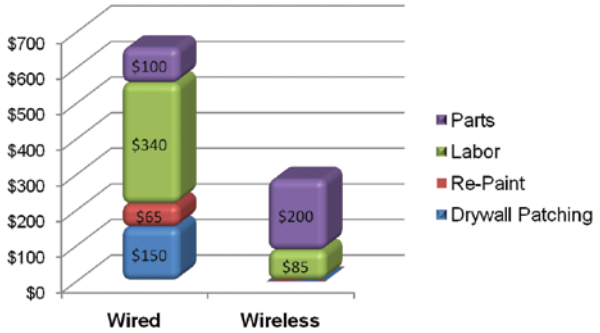

LevNet RF™ Receivers and Transceivers

Advanced Wall Switch Receivers

	Neutral Model	Non-Neutral Model
Cat. No.	**WSS10-OUZ**	**WSS10-GUZ**
Description	Use for larger rooms with multiple loads. Advanced pairing for rocker, momentary and toggle	
Input Voltage	120-230-277V AC	
Power Consumption	120V < 1/2 Watt; 277V < 3/4 Watt	
Memory	Stores up to 10 Transmitter IDs	
Button Pairing Modes	WSSoS-P, WSCxx Rocker, Momentary and Toggle	
Vacancy Confirmation	30 seconds	
Mode	Presentation	
Time Delay	2 min (test), 10, 20, 30 min	
Load Rating	Incandescent: 800W @ 120V Fluorescent Ballasts: 1200VA @ 120V Fluorescent Ballasts: 2700VA @ 277V Motor: 1/4 HP Load @ 120V	Incandescent: 800W @ 120V Fluorescent Ballasts: 1200VA @ 120V Fluorescent Ballasts: 2700VA @ 277V Motor: 1/4 HP Load @ 120V 25W minimum load required (reduce range by 15')
Additional Listings	ETL/C-ETL: UL508, Title 24 Compliant	

Color Change Kit ships with White, Ivory and Light Almond faceplates



WSS10

Coordinating Faceplates for LevNet Wall Switch Receivers

Cat. No.	Color	Quantity
WSSCC-00G	Gray	25 per package
WSSCC-00E	Black	25 per package

Continued on next page

Continued from previous page

LevNet RF™ Receivers and Transceivers

3-Wire Relay Receivers

	500W	1150W	1000W
Cat. No.	**WST05-010**	**WST05-020**	**WST05-080**
Power Supply Input	120V AC, 50/60Hz	277V AC, 50/60Hz	240V AC, 50/60Hz
Max Loads/ Contact Ratings	Tungsten/Incandescent: 500W Fluorescent Ballast: 3A General Duty: 6A A300 Pilot Duty: 120VA	Tungsten/Incandescent: 1150W Fluorescent Ballast: 3A General Duty: 6A A300 Pilot Duty: 277VA	Tungsten/Incandescent: 1000W Fluorescent Ballast: 3A General Duty: 6A A300 Pilot Duty: 240VA
Memory	Stores up to 30 Transmitter IDs		
Output Channels	1 FORM A Relay		
Time Delay	15 min		
Additional Listings	ETL: UL244A and UL2043, C-ETL: CSAc22.2#14-05 For WSx02-R10: ETL: UL244A (pending), C-ETL: CSAc22.2#156 (pending)		

*Tungsten/Incandescent, Fluorescent Ballast and General Duty ratings are all expressed as N.O. Contact/N.C. Contacts



WST05

5-Wire Relay Receivers — Utilizing Isolated Relay

	1500W/500W	3400W/1100W	3000W/1000W
Cat. No.	**WST12-010**	**WST12-020**	**WST12-080**
Power Supply Input	120V AC, 50/60Hz	277V AC, 50/60Hz	240V AC, 50/60Hz
Max Loads/ Contact Ratings	Tungsten/Incandescent: 1500W/500W Fluorescent Ballast: 8A/2A General Duty: 16A/5A A300 Pilot Duty: 360VA Motor Load: 60 LRA, 10 FLA, 1/2HP Other Devices: 16A	Tungsten/Incandescent: 3400W/1100W Fluorescent Ballast: 8A/2A General Duty: 16A/5A A300 Pilot Duty: 830VA Motor Load: 60 LRA, 10 FLA, 1HP Other Devices: 16A	Tungsten/Incandescent: 3000W/1000W Fluorescent Ballast: 8A/2A General Duty: 16A/5A A300 Pilot Duty: 720VA Motor Load: 60 LRA, 10 FLA, 1HP Other Devices: 16A
Memory	Stores up to 30 Transmitter IDs		
Output Channels	1 FORM C Relay COM, N.O., N.C.		
Time Delay	15 min		
Additional Listings	ETL: UL244A and UL2043, C-ETL: CSAc22.2#14-05 For WSx02-R10: ETL: UL244A (pending), C-ETL: CSAc22.2#156 (pending)		

*Tungsten/Incandescent, Fluorescent Ballast and General Duty ratings are all expressed as N.O. Contact/N.C. Contacts

Dimmer Modules	
	0-10V RF Dimmer with On/Off Control and Sensor Input
Cat. No.	**WSD01-001**
Memory	Stores up to 30 unique Transmitter IDs
Power Supply	12-28V, 40mA (not incl. load current)
Sensor Input Rating	0-28VDC, <1V is low, >3V is high
Output Rating	4mA, 0-10V Output
Output Rating, Switched Output	5A DC, Isolated, 30V DC max
Input Channels	1 Motion Detector/Sensor Input
Output	1 Output 0-10V, 1 Switch Outout
Time Delay	15 minutes



WSD01

LevNet RF™ Transmitters

Sensors				
	Ceiling Mount Occupancy Sensors			Wall Mount Occupancy Sensors
Cat. No.	**WSC04-IRW**	**WSC15-IRW**	**WSC04-I0W**	**WSWDR-I0W**
Coverage	450SF	1500SF	450SF	80 ft
Power Consumption	Zero			Zero
Photocell	—			—
Transmission	60 seconds (+/- 10 sec)			30 minutes @ 0.5FC (5 LUX); 15 minutes @ 1.0FC (10 LUX); 30 seconds @ 20FC (200 LUX)
Minimum Light Required	4FC (40 LUX)			1.5FC (15 LUX)
Minimum Charge Time to Begin Operation	1 minute @ 20FC (200 LUX)			1 minute @ 1.5FC (15 LUX); 5 seconds @ 20FC (200 LUX)
Maintain Charge Time	3 hours per 24 hours @ 20FC (200 LUX)			3 hours per 24 hours @ 20FC (200 LUX)
Operating Life at Full Charge	48 hours			48 hours
Additional Listings	Title 24 Compliant			—

Continued on next page


WSCXX-IRW


WSWDR

COMMERCIAL AUTOMATION | LevNet RF™ Devices

Continued from previous page

LevNet RF™ Transmitters

Sensors

	Window/Door Contact Sensors	Light Sensors
Cat. No.	**WSR00-030**	**WSCPC-00W**
Coverage	75 ft (typical)	50-150 ft
Power Consumption	Zero	Zero
Photocell	—	0-94.8FC (0-1020 LUX)
Transmission	60 seconds (+/- 10 sec)	Upon >20FC (200 LUX) changes
Minimum Light Required	4FC (40 LUX)	4FC (40 LUX)
Minimum Charge Time to Begin Operation	<2.5 min @ 40FC (400 LUX), 77° F (25° C)	1 minute @ 20FC (200 LUX)
Maintain Charge Time	3 hours per 24 hours @ 20FC (200 LUX)	3 hours per 24 hours @ 20FC (200 LUX)
Operating Life at Full Charge	6 days if energy storage is fully charged	48 hours
Additional Listings	—	Title 24 Compliant



WSR00



WSCPC-00W

Remote Switches — Controls virtually any on/off device

	Remote Single Push On/Off Decora™ Switch*	Single/Dual Rocker Decora™ Switch*		Handheld 4-Button Remote	Hotel Key Card Switch	3x3 Single/Dual Rocker Switch**	
Cat. No.	**WSS0S-P0x**	**WSS0S-D0x**	**WSS0S-D2x**	**WSS0S-R0W**	**WSS0S-H0W**	**WSS0S-E0x**	**WSS0S-E2x**
Buttons	1 Button	2 Buttons (1 Rocker)	4 Buttons (2 Rockers)	4 Buttons (2 Rockers)	—	2 Buttons (1 Rocker)	4 Buttons (2 Rockers)
Card Slot	—				1 (card IN, card OUT)	—	
Output Channels	Only limited by number of Receivers in range						
Addressing	Factory set unique ID (1 of 4 billion)						

*Available in White (-W), Ivory (-I), Light Almond (-T), Gray (-G) and Ebony (-E).
**Available in White (-E0W, E2W) or Black (-E0B, -E2B)



WSS0S-R0W



WSS0S-H0W

Thermostats

	24V Thermostat	120-277V Thermostat
Cat. No.	**WS0TH -D00**	**WS0TH -A00**
Description	Adjusts temperature based on “occupied” and “unoccupied” signals	
Input Voltage	24V AC/DC	120V AC to 277V AC (102 min to 304 max)
Load Rating	24V (1.5amp/circuit)	120/277 (2.4amp/circuit)
Temperature Monitor Range	32°F to 99.9°F (0°C to 37.7°C)	
Temperature Set Point Range	60°F to 85°F (15.5°C to 29.5°C)	
Sampling Rule	Every 5 seconds	
Fan Control	Selectable: Auto Cycle, Low, Medium, High, Economy, Off	
Memory	Stores up to 30 Switch IDs	
Heat/Cool Control	1 Heat and 1 Cool circuit	



WS0TH

Hardware and Software

	LAN Access Point	USB Computer Link
Cat. No.	**WSAP0-TIP**	**WSCOM-03W**
Description	TCP/IP LevNet RF™ Gateway. Use with Leviton Venergy UI software. View software at www.leviton.com/LevNetRF	Use for testing, monitoring and commissioning a LevNet RF™ environment for use with LevNet RF™. View software at www.leviton.com/LevNetRF



WSAP0



WSCOM

Hospitality Key Card Switches

Leviton key card switches are designed to provide energy savings for the hospitality industry by ensuring that no devices are left on when the room in not in use. These switches control electrical circuits by simply inserting or removing the guest's access card into the device. Both line voltage and low voltage switches are available for application flexibility.

Features and Benefits

- Functions as dependable vacancy sensor when guest leaves and removes card
- Reduce energy costs by ensuring circuits are ON only during occupancy (when keycard is in switch)
- Attractive low profile design with color change kit to meet the most common room designs or décor
- LED lighting illuminates the card slot for easy location in a dark room
- High Inrush Stability (H.I.S. Technology)
  - — Zero crossing circuitry optimizes relay operation for reliable, long-life operation
  - — Robust mechanical latching relay is durable for all load types
- No neutral model (HKSWP-GDX) is specially designed for retrofit applications where neutral wires are not available
- Low voltage model is compatible with applications utilizing building automation systems, energy management systems, and lighting control panels
- Fully rated to protect the entire circuit with UL Listing and 20A relay

Hospitality Key Card Switches

Cat. No.	Description
HKSWP-0DX*	Hospitality Key Card switch with color change kit, 120-277V
HKSWP-GDX*	Hospitality Key Card switch with color change kit, 120-277V, no neutral
HKSWP-0LX*	Hospitality Key Card switch with color change kit, 24V
HKSWP-00G*	Faceplate, Gray, 25 pack
HKSWP-00E*	Faceplate, Ebony, 25 pack

*All HKSWP models ship with the Color Change kit — includes a White, Ivory and Light Almond faceplate



HKSWP

Leviton Security & Automation Product Line

The Leviton Security & Automation line applies decades of automation and control expertise to solutions geared to both residential and commercial applications. Our comprehensive line of devices can be integrated into systems that fit just about any budget. Each year, Leviton garners more recognition for developing and implementing new, innovative solutions.

Automation simply coordinates home security, temperature and lighting control, occupancy sensing and audio/video components to enhance safety, energy savings and convenience. Automatically dimming lights and changing heating and cooling setpoints to adjust to occupancy patterns can greatly reduce energy costs. Adding automation can also increase the value of commercial properties, as well as primary or secondary residences.

OmniPro II Group



Remote Access and Control

For an added level of convenience and security, Leviton's comprehensive Security & Automation solutions for commercial and residential applications provide accessibility from anywhere. With the ability to remotely access, monitor and control your automated systems , you can achieve peace of mind whenever you're away. View security video on a laptop or mobile device, arm or disarm specific areas and even adjust lighting to provide the same level of safety and security as if you're right there.



LEVITON SECURITY & AUTOMATION

The Leviton Security & Automation Product Group

Leviton products make homes and businesses more energy efficient so your customers will save money on energy bills. In fact if used properly, the system can practically pay for itself in energy savings, while also increasing the resale value of the property.

Safety & Security
With a built-in UL Listed security and fire system you can be certain that your property is as protected as possible. Leviton utilizes wireless security sensors as the eyes and ears of the home or business, enabling multiple subsystems to react simultaneously based on activity. Access control products can limit admission based on time, date or identity to secure pool areas, wine cellars, and other restricted locations. Video surveillance can be used to monitor children, boat docks, driveways, gate entrances and more.



Safety & Security

Energy Management
Leviton solutions can address 100% of your energy management needs, including lighting, appliances and electronics, water heating, and HVAC. You can turn off your primary residence's water heater while on vacation or wirelessly regulate temperatures at the lake house.



Energy Management

Entertainment
Use an iPad or iPhone to control audio/video equipment with customizable interfaces or pre-designed templates. Leviton offers two revolutionary Hi-Fi™ 2 distributed audio systems that mount in a Leviton Structured Media Center and have optional Bluetooth capability. Any music accessible on a smartphone or tablet can be shared with the rest of the home or business via a sleek built-in system.



Entertainment

Interfaces
Automation schedules are designed so that the occupants of a home or business no longer need, for example, to remember to turn on the outside lights at dusk or turn off the audio system at 11PM every night. When the user wants to quickly dim a light or adjust temperature, Leviton provides several convenient interface options. An in-wall touchscreen, computer, Android/iOS tablet, or smart-phone can be used to check up on a loved one or lower a garage door.

Connectivity Partnerships
Leviton continues to develop relationships with other manufacturers in the industry to integrate our products with theirs. These efforts provide flexibility for the property owner so they can add and upgrade products to address their specific needs. Drivers are available for hundreds of products from dozens of technology manufacturers.

Support
Leviton's award-winning technical support initiatives provide total assistance. To learn more simply watch a live new product Webinar, view a demo video on YouTube, or search the Knowledge Base. Convenient hands-on training courses are regularly conducted. Contact your local sales rep or go to www.leviton.com/support for more information.



Interfaces

Safety and Security

Leviton offers a complete suite of products for safety and security: Omni Automation Systems, Video Surveillance, Access Control and a Cellular Communication Center. Whether it's checking an event log from a smartphone, watching video surveillance on an iPad, or restricting access to a secure area, Leviton has you covered.

The Omni security and automation controller represents comprehensive automation: coordinating security, temperatures, lighting, and audio/video automatically for safety, energy savings, and convenience. The Omni control system is the brain that monitors and controls third-party products as well, including pool/spa/irrigation controls, window treatments, home theater controls, wireless door locks and more.

Leviton provides the ultimate in safety with features not found in a standard security system such as the air conditioner automatically shutting off in case of fire or the outside lights flashing to alert emergency personnel. Your security and automation system can even alert you when children have (or haven't) arrived home from school.

Safety and Security Group



Omni Control Systems (OmniPro II, Omni IIe, Omni LTe)

A Leviton Omni Control System is not your standard security system. It features built-in UL Listed, CP-01 compliant security and fire systems* *(see footnote after bottom chart)* to detect intrusion, smoke and fire, carbon monoxide, water, and other hazards through wired and wireless sensors. Omni Control Systems can also integrate video surveillance, access control, and back-up communication devices for a highly secure property.

Self Contained Omni Control Systems

Come with an enclosure, lock set with two keys, RJ31X cord and jack, and manuals. The commercial OmniPro II Controller features an attack-proof enclosure and only comes in English. Non-commercial versions are also available in French and Spanish.

Description	Language	Cat. No.
OmniPro II Controller	English	20A00-2
OmniPro II Controller, international	French or Spanish	20A00-2xxx**
Omni IIe Controller	English	20A00-50
Omni IIe Controller, international	French or Spanish	20A00-50xxx**
Omni LTe Controller	English	20A00-70
Omni LTe Controller, international	French or Spanish	20A00-70xxx**
OmniPro II Controller with Commercial Enclosure	English	20A00-5



20A00-2

Omni Control Boards & Systems for Structured Wiring

Controller boards are sold separately or as part of a system that includes RJ31X cord and jack, manuals, accessory kit and wiring diagram for enclosure door. All are available in 13 languages.

Description	Language	Cat. No.
OmniPro II Controller System for Structured Wiring	English	20A00-8
OmniPro II Controller System for Structured Wiring, international	12 available languages	20A00-8xxx**
OmniPro II Controller Board for Structured Wiring	English	20A00-21
OmniPro II Controller Board for Structured Wiring, international	12 available languages	20A00-21xxx**
Omni IIe Controller System for Structured Wiring	English	20A00-52
Omni IIe Controller System for Structured Wiring, international	12 available languages	20A00-52xxx**
Omni IIe Controller Board for Structured Wiring	English	20A00-53
Omni IIe Controller Board for Structured Wiring, international	12 available languages	20A00-53xxx**
Omni LTe Controller System for Structured Wiring	English	20A00-72
Omni LTe Controller System for Structured Wiring, international	12 available languages	20A00-72xxx**
Omni LTe Controller Board for Structured Wiring	English	20A00-73
Omni LTe Controller Board for Structured Wiring, international	12 available languages	20A00-73 xxx**

*UL Listed for Residential Burglary/Fire and Commercial Burglary.
**Language Codes: replace x's in suffix with language code below:

Arabic	AR
Catalan	CAT
Simplified Chinese	CHS
Traditional Chinese	CHT
French	FR
German	GER
Hebrew	HE
Italian	IT
Portuguese	POR
Russian	RU
Latin American Spanish	SPA
European Spanish	SPE

Omni Control Systems Technical Specifications Comparison Chart

Leviton Controllers	OmniPro II Controller	Omni IIe Controller	Omni LTe Controller
Lighting/Rooms	31	8	4
Lighting Scenes	128	64	32
Lighting Addresses	256	64	32
Zones	16	16	16
Zone Expansion Total	176	48	32
2-Wire Smoke Loops	4	4	4
4-Wire Smoke Loops	176	48	16
Thermostats	64	4	4
Consoles (Keypads)*	16	8	4
OmniTouch 7 Touchscreen/OmniTouch Pro Touchscreens	16	16	16
12V Triggers (w/expansions)	8 (136)	8 (8)	8 (8)
Audio Control	Hi-Fi™ 2/Conn. Partners	Hi-Fi™, Hi-Fi™ 2	Hi-Fi™, Hi-Fi™ 2
Audio Zones	16/36	8	8
Access Control Card Readers	16	4	4
Access Control Card/Keytag	99	16	16
Serial Ports	5	5	5
Serial Expansion Total	6	6	5
Ethernet Port	Yes	Yes	Yes
Flash Memory	Yes	Yes	Yes
User Codes	99	16	16
Programming Lines	1500	500	300
Vocabulary	550	550	550
Custom Vocabulary	Yes	No	No
Depluggable Terminal Strips	Yes	Yes	Yes
Format	Contact ID, 4/2,3/1	Contact ID, 4/2,3/1	Contact ID, 4/2,3/1
Transformer Required	24V (40VA)	24V (40VA)	24V (40VA)
Battery (Typical)	12V (7 Ah)	12V (7 Ah)	12V (7 Ah)
Aux Current Max	1A	1A	1A
Bell Current Max	1A	1A	1A
Aux Current (UL 24hr.)	250mA	250mA	250mA
Bell Current (UL 24hr.)	350mA	350mA	350mA
Total Expansion Boards (10A06-1)	2	2	0
Total Expansion Enclosures (17A00-X)	8	0	0
Total 64-Zone Wireless Receivers (45A00-1/42A00-2)	8**	1**	1**
110V/220V/240V	Yes	Yes	Yes
UL Listing	Res. Burglar/Fire Comm. Burglary	Res. Burglar/Fire Comm. Burglary	Res. Burglar/Fire
Warranty	3 years	2 years	2 years

*Systems must have one console to meet UL requirements.
**Wireless Receiver can support 64 transmitters and can report to 16 zones (up to 4 transmitters per zone)

SPOTLIGHT
Security & Automation

Leviton Security & Automation products keep you safe, manage energy consumption, and provide entertainment. Solutions for your home or business are available for every income level and lifestyle. Simply choose the automation, energy management, and convenience features you desire. Leviton Security & Automation systems may be installed in new or existing structures and may be accessed and controlled via your smartphone or tablet. For more information visit us online at www.leviton.com/security



LEVITON

SAFETY AND SECURITY | Omni™ Control Systems

Omni Control Systems

Expanders

Description	Cat. No.
16 Zone Input Hardwire Expander	10A06-1
16 Zone Input/Output in Enclosure	17A00-1
16 Zone/16 Output Expander	17A00-9
Expansion Board Only	17A00-8



10A06-1

Consoles

Description	Cat. No.
Omni™ Console	33A00-1
Flush Mount Kit works with 33A00-1, 33A00-4, 33A00-19, 33A00-20, 33A00-23, 33A00-24, 33A00-25, 33A00-26	33A00-3
Omni™ Console with Built-in Speaker/Microphone	33A00-4
International Market Omni™ Console	33A00-23
International Market Omni™ Console with Built-in Speaker/Microphone	33A00-24



33A00-1

Serial Boards and Relay Modules

Description	Cat. No.
Surface Speaker Microphone	28A00-1
Flush Speaker Microphone	28A00-2
Two-Way Voice Module	10A11-1
Universal Mounting Plate	20A07-2
RS-232/RS-485 Serial Board	10A17-1
Four Relay Module	10A07-1
Eight Relay Module	19A00-1
KNX Gateway	97A00-1
Leviton Serial Server	93A00-1



97A00-1

Chips, Cables, Etc.

Description	Cat. No.
Enclosure Lock and Two Keys	21A06-1
12V 5AH Battery	44A02-1
24V 40VA Transformer	44A03-1
Chip Upgrades	20A04-chipcodeUPG
Serial PC Cable	21A05-2
UPB™ Powerline Interface Module to Computer Cable	36A05-2
Serial Connectivity Cable	36A05-4



20A04-1 20A04-2

Wireless Sensors and Remotes

Wireless Sensors	
Description	**Cat. No.**
64-Zone Wireless Receiver	45A00-1
GE Wireless Receiver	42A00-2
Glass Break	61A00-1
PIR Motion Detector	47A00-2
Wireless Driveway Sensor	63A00-1
Door/Window Transmitter	46A00-1
Mini Contact	58A00-1
Vanishing Contact	57A00-1
Wireless Recessed Door Contact	56A00-1



45A00-1

Wireless Remotes	
Description	**Cat. No.**
Four-Button Wireless Keypad	69A00-1
Four-Button Keyfob	48A00-1
Panic/Alert Pendant	50A00-1


69A00-1

Video Surveillance

Imagine confirming the security and safety of a business location, residence, or vacation home in an instant. View surveillance video of the front entrance, interior, nursery or driveway. On vacation and concerned about the safety of the property? Want to check up on children, elderly relatives, or pets from the office? Leviton Security & Automation's surveillance video may be viewed remotely on a smartphone/tablet, or via Snap-Link on any Internet-connected computer in the world.

Cameras	
Description	**Cat. No.**
Indoor/Outdoor Mini Dome IP Camera	68A11-1
Indoor/Outdoor Day/Night Bullet Camera	68A02-2
Indoor/Outdoor Day/Night Dome Camera	68A01-1


68A11-1

SPOTLIGHT
Security & Automation

Leviton Security & Automation products keep you safe, manage energy consumption, and provide entertainment. Solutions for your home or business are available for every income level and lifestyle. Simply choose the automation, energy management, and convenience features you desire. Leviton Security & Automation systems may be installed in new or existing structures and may be accessed and controlled via your smartphone or tablet. For more information visit us online at www.leviton.com/security



Access Control

Proximity card readers and accessories connect to a Leviton Security & Automation system for complete access control. Popular uses of Leviton Security & Automation's access control include restricting access to outbuildings, gyms, theaters, cellars, and pools. Simplified wiring makes for efficient residential and small commercial use. Everything between the controller and the readers — including power — is connected via a single four-conductor or CAT-5 cable.

Each card is associated with a user code recognized by a Leviton Omni™ or Lumina™ automation controller. Each user code can be associated with specific privileges that allow/restrict access to certain areas/rooms and can set off a series of actions within the Leviton Security & Automation control system. These 'actions' by an HVAC, lighting, video surveillance or audio component within the control system may be configured to vary based on time and date, arming condition or some other event or status.

Card Reader

125 KHz high security, digitally encrypted, 26-bit proximity card reader that connects to a serial port control system. Features durable and scratch resistant polycarbonate housing. Full epoxy potting ensures successful operation even in harsh environments. Can be mounted to metal door frame (mullion) or to any flat wall surface. Two-color LED (green and red) and Piezo sounder guarantee accurate, reliable door access operations.

Description	Cat. No.
Access Control Card Reader	75A00-2



75A00-2

Keypad

Weatherproof and vandal resistant piezoelectric keypad designed to interface with Leviton automation systems. Sleek keys can be operated with a tap of a bare finger or snow-covered glove. Stainless steel outdoor keypad, cable assembly, instructions. Connects via serial port on controller (does not use console/keypad port on console bus).

Description	Cat. No.
Access Control Keypad	54A00-1



54A00-1
Indoor or Outdoor Console

Cards and Tags

Description	Cat. No.
Access Control Card, Pack of 10	78A00-1
Access Control Key Tag, Pack of 10	78A00-2



78A00-1



78A00-2

Power Hubs

General purpose 12VDC power supply mounted in enclosure (83A00-1). Designed to provide power to several Leviton Security & Automation products, including Leviton Security & Automation Access Control Readers with electric or magnetic locks, Omni™ consoles, andmany other devices. Hub provides battery backed power for connected devices. Convenient connections and power terminals for a neat installation. Designed to eliminate unsightly transformers, power strips, external power supplies, battery backup units, and complex wiring normally associated with access control installations. Up to 5 Amps total; Connectors for 2 sealed batteries, 12V@4-8Ah each (not supplied); Power for 8 Leviton Security & Automation Access Control Readers (75A00-1, with electric and magnetic locks) OR 8 Omni™ Consoles and/or OR 4 Leviton Security & Automation Access Control Readers (75A00-1, with electric and magnetic locks) and 4 Omni™ Consoles

Description	Cat. No.
Power Hub in Enclosure	83A00-1
Power Hub for Structured Wiring Enclosures	83A00-2



83A00-1

Door Strike

Description	Cat. No.
12VDC Electric Door Strike (Fail Secure)	79A00-1



79A00-1

Cellular Communication Center

Alarm Panel and Telephone Backup Device

Now with Caller ID functionality, the wireless cellular communicator adds protection if your landline is disabled or not desired. The C3 can be used when there is no land line or the land line is temporarily unavailable. Works with Leviton's security system and most others as well.

- No programming required
- Functions as either primary or backup phone service and works with Caller ID
- Monitors land line and switches to cellular if land line is down
- Full telephone line (PSTN) simulation
- When tied to a security system, reports to central monitoring station
- Station can call homeowners via the C3 to verify alarm condition
- Supports prepaid GSM SIM cards
- Built-in battery charger automatically charges backup battery
- Full 2W power and remote antenna for superior call quality

Description	Cat. No.
Cellular Communication Center (C3)	70A00-2



70A00-2

SPOTLIGHT
Security & Automation

Leviton Security & Automation products keep you safe, manage energy consumption, and provide entertainment. Solutions for your home or business are available for every income level and lifestyle. Simply choose the automation, energy management, and convenience features you desire. Leviton Security & Automation systems may be installed in new or existing structures and may be accessed and controlled via your smartphone or tablet. For more information visit us online at www.leviton.com/security



LEVITON

ENERGY MANAGEMENT

Energy Management

Leviton products can make your home or business more comfortable while saving energy and money by automating lighting, temperatures, pumps, fountains, water heaters, irrigation, and other energy-consuming devices based upon schedules or events.

Energy Management Group



Address 100% of Your Energy Management Needs

According to the U.S. Department of Energy, residential energy is consumed in four major ways, all of which can be monitored and controlled via Leviton. Save energy in each category of consumption and make your home or business more energy efficient.

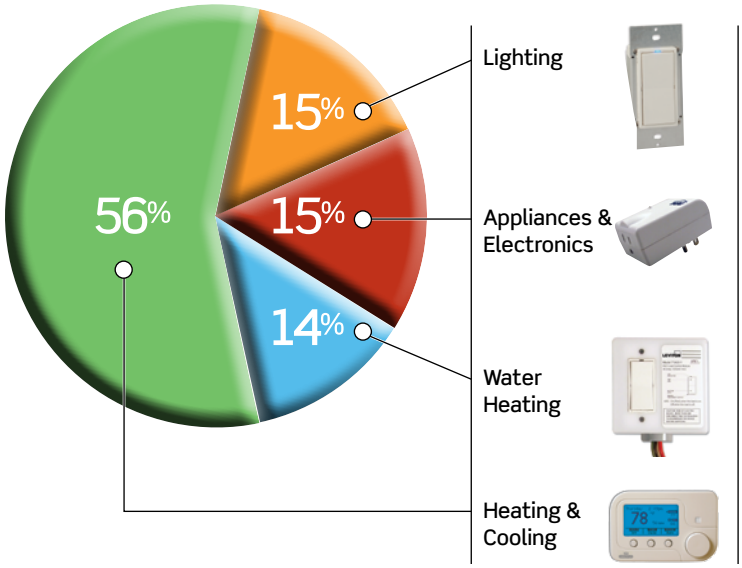

The primary focus of Lumina™ is to save money with sophisticated lighting and temperature control. Add surveillance video, wireless door locks, and replace with telephone backup for safety.

When used with a Leviton automation system, Leviton Omnistat2™ programmable communicating thermostats and Leviton Load Control Modules improve energy efficiency by adjusting temperatures, lamps and appliances based on status such as occupancy or vacancy.

Turn off lights, water heaters and pool pumps when a building is unoccupied. Also control ceiling and ventilation fans for comfort and energy efficiency.

Leviton's systems provide remote access via smartphone and tablet, so you may monitor and adjust the temperature or lighting levels anytime, from anywhere

Lumina™ Energy Management Systems

Lumina™ Controller/Pro Controller

Sold in enclosure with lock & keys OR on a backplate for structured wiring. Includes Ethernet port, LCD keypad, UPB™ Powerline Interface Module and cable, phase coupler, serial cable, manuals, and accessories.

Description	Language	Cat. No.
Lumina™ Controller In Enclosure Supports 8 rooms (64 lighting loads)	English	44A00-1
Lumina™ Controller for Structured Wiring Supports 8 rooms (64 lighting loads)	English	44A00-3
Lumina™ Pro Controller In Enclosure Supports 31 rooms (256 lighting loads)	English	44A00-2
Lumina™ Pro Controller for Structured Wiring Supports 31 rooms (256 lighting loads)	English	44A00-4



Lumina™ Pro

Lumina™ Pro Controller International

Lumina™ Pro in enclosure with lock & keys OR on a backplate for structured wiring. Includes Lumina™ International Keypad, serial cable, manuals, and accessories. Does not include battery, transformer, PIM, or phase coupler.

Description	Language	Cat. No.
Lumina™ Pro in Enclosure Supports 31 rooms (256 lighting loads)	12 available languages	44A00-22xxx*
Lumina™ Pro for Structured Wiring, On backplate Supports 31 rooms (256 lighting loads)	12 available languages	44A00-23xxx*



44A00-2

*Language Codes: replace x's in suffix with language code below:

Arabic	AR	French	FR	Portuguese	POR
Catalan	CAT	German	GER	Russian	RU
Simplified Chinese	CHS	Hebrew	HE	Latin American Spanish	SPA
Traditional Chinese	CHT	Italian	IT	European Spanish	SPE

Lumina™ Keypads

Allows set up, programming and control of the Lumina™ and Lumina™ Pro systems. LCD surface mount keypad, silk screened front, connector kit, instructions. International versions feature easy-to-understand icons rather than text.

Description	Language	Cat. No.
Lumina™ Keypad	English	33A00-19
Lumina™ Keypad with Built-in Speaker/Microphone**	English	33A00-20
International Market Lumina™ Keypad	Icons	33A00-25
International Market Lumina™ Keypad with Speaker/Microphone**	Icons	33A00-26
Two-Way Voice Module	—	10A11-1
Lumina™ Mode Switch	—	38A00-3

**Two-Way Voice Module 10A11-1 required



33A00-19

Lumina™ Energy Management Systems

Lumina™ systems, UL Listed for Energy Management, are primarily intended as lighting control and energy management systems. Lumina™ systems do not include a security system but can easily tie into a supported security system if desired.

Technical Specifications Comparison Chart

	Lumina™ Pro	Lumina™	Lumina™ Pro International
Rooms	31	8	31
Loads (lights)	256	64	256
House Status Switches	31	8	31
Max Keypads	16	8	16
OmniTouch 7 Touchscreen/OmniTouch Pro Touchscreens	16	16	16
Thermostats	64	4	64
Access Control Card Readers	16	4	16
Access Control Card/Key Tag	99	16	99
Audio Control	Hi-Fi™ 2/Conn Ptnrs	Hi-Fi™ 2	Hi-Fi™ 2/Conn Ptnrs
Audio Zones	16/36	8	16/36
Flash Memory	Yes	Yes	Yes
Inputs (with expansion)	16 (176)	16 (48)	16 (176)
Multipurpose Outputs (with expansion)	10 (136)	10	10 (136)
Ethernet Port	Yes	Yes	Yes
Serial Ports (w/expansion)	5 (6)	5 (6)	5 (6)
Programming Lines	1500	500	1500
Vocabulary	550	550	550
Customizable Vocabulary	Yes	No	Yes
Depluggable Terminal Strips	Yes	Yes	Yes
16-Zone Hardwire Expanders (10A06-1) Supported	2	2	2
Expansion Enclosures (17A00-X) Supported	8	0	8
64 Zone Wireless Receivers (45A00-1 or 42A00-2) Supported	8*	1*	8*
UL Listed	Yes	Yes	Yes
Warranty	3 Years	2 Years	3 Years

*Wireless Receivers can support 64 Transmitters and can report to 16, 32, 48, or 64 zones, depending upon your setup. Each group of 16 zones counts as one expansion enclosure



Use an optional OmniTouch 7 touchscreen to control up to 64 thermostats connected to your Lumina™ energy management system

Lighting Control

Leviton Security & Automation offers two lighting control lines:

1. Universal Powerline Bus (UPB™) Lighting Control (formerly known as HAI Lighting Control or HLC) and is designed for 110V North American installations.
2. Omni-Bus Lighting Control network is a DIN rail style system for 110/220/240V markets.



Universal Powerline Bus



DIN Rail Module

UPB™ Lighting Control

The UPB™ Lighting Control product line is designed for 110V AC applications and includes dimmers, switches, remote controls, and plug-in modules. HLC can operate as a stand-alone or with an Omni or Lumina™ controller to automatically set lights to any percentage. Enhance the environment, improve security for peace of mind, and save energy every time a light is illuminated, all at once with HLC. In addition to controlling conventional bulbs, Leviton Security & Automation is also compatible with high efficiency incandescent as well as dimmable LED and CFL.

No Need to Re-Wire

Thousands of UPB™ devices are sold every month because they are reliable, full featured and cost effective. HLC technology is ideal for custom homes and small commercial applications because of its long range, ease of use, custom labeling and decorator colors. Leviton's Generation III UPB™ adds several new features including automatic timeout and switching from dimming to non-dimming in the field. Leviton's Gen III UPB™ also includes improvements to the core UPB™ technology, including improved drive for CFL and LED lamps and better tolerance for power frequency variations and interruptions in the dimmers.

Easy To Use — The Smart Switches

UPB™ switches feature true rocker action via large panel style switches. Press and hold to brighten or dim. Press up to turn on. Press down to turn off. Easily change scene settings at any time without a service call. Because UPB™ is a modular system, you can update your system to incorporate additional rooms and lights as your needs change. For retrofits or expansion, existing light switches can be replaced with HLC smart switches and plug-in lamp control modules can be added for accessory lighting.

Matches Your Style

Most switches accommodate standard Decora® wallplates for nearly unlimited faceplate options. A full range of switch colors are available: including almond, black, brown, grey, ivory, light almond, and white. LED indicator lights at the top of the switches can be programmed to glow blue, red, magenta, or to turn off entirely. Scene switches and house status switches can even feature custom laser engraved buttons.

Color Choices Lighting Control devices are offered in a wide range of colors. To order colors, add appropriate suffix to Cat. No.

White | Ivory | Almond | Light Almond | Gray (-G/-GY) | Black | Brown

UPB™ Lighting Control

Dimmers

Description	Cat. No.
600W CFL/LED Dimmer UL Listed for CFL and LED bulbs. Special dimming curve, minimal brightness level, and optimized TRIAC drive. Can control up to 600 watts of incandescent/Halogen brightness. White color. Color Change Kit available. Uses standard Decora® wallplate (not included).	**35A00-1CFL**
600W UPB™ Dimmer Switch Used for controlling and dimming lighting loads up to 600W. Optimized for incandescent/Halogen bulbs. White paddle, connectors, instructions. Color Change Kit available. Uses standard Decora® wallplate (not included).	**35A00-1**
2400W UPB™ Dimmer Switch, White	**55A00-3WH**
2400W UPB™ Dimmer Switch, Ivory With connectors, instructions. Requires a special back box or must be de-rated. Shown in white. Switch uses special-sized wallplate, sold separately (below).	**55A00-3IV**
Color-Matched Wallplate, White	**55A03-1**
Color-Matched Wallplate, Ivory	**55A03-2**



CFL/LED Dimmer Switch


UPB™ Dimmer Switch


2400W Dimmer Switch

Switches

Description	Cat. No.
600W UPB™ Non-Dimming Switch Used for controlling non-dimming loads such as fluorescent lights up to 600 watts. Includes a white paddle, connectors, instructions. Color Change Kit available. Uses standard Decora® wallplate (not included)	**35A00-3**
15A Relay Switch For controlling heavier loads (up to 15 amps) or motors, such as ceiling fans, that may hum when used with dimming or non-dimming switches. White color. Color Change Kit available. Uses standard Decora® wallplate (not included).	**40A00-1**
Auxiliary Switch Remotely operate 35A00, 40A00, and 55A00 dimmers and switches. With connectors, instructions. White color. Color Change Kit available. Uses standard Decora® wallplate (not included).	**37A00-1**
Switch Color Change Kit (12 count) Paddle, bezel assembly for 35A00, 37A00 and 40A00 series switches.	**35A14-xCS***

*Add Color Code infront of CS in suffix: White (W), Ivory (I), Almond (-A), Light Almond (T), Gray (G), Black (E) and Brown (B)


Relay Switch


Auxiliary Switch


Color Change Kit

Plug-In Modules

Description	Cat. No.
UPB™ Lamp Module Plug-In Lamp Module controls and dims lamps up to 300 watts.	**59A00-1**
UPB™ Appliance Module Plug-In Appliance Module controls appliances, fans and lamps up to 15 amps. General purpose, ½ horsepower.	**60A00-1**



Lamp Module

Scene/Zone Controllers

Description	Cat. No.
Scene Switch, 6-Button Control all lights in a room or area. Lights may be turned on or off, dimmed, brightened, and set to four different scenes. Setting a scene is as simple as pressing the scene button on the Scene Switch. Has infrared receiver for use with Scene Switch Remote Control. Includes white bezel, connectors, instructions. Color Change Kit and custom engraving available.	**38A00-1**
House Status Switch, 8-Button This master lighting control shows the status for up to eight rooms. If any light is on in an integrated room, the button for that room is illuminated. Pressing the room's button will turn on or off all of the lights in that room. Includes white bezel, connectors, instructions. Color Change Kit and custom engraving available.	**38A00-2**
Table Top Scene Switch (38A00-1) and Cradle Plug directly into electrical outlet with 6-foot cord. Scene Switch also sold separately.	**38A16-xxx***
Cradle for Switches For table mounting of Scene Switch (38A00-1), House Status Switch (38A00-2), or Lumina™ Mode Switch (38A00-3). Conveniently locate switches throughout the home (bedside nightstand, the desk in a home office, next to a favorite chair) via cradles.	**38A15-xxx***
Custom Legend Kit for Scene/House Status Switches Coupon and instructions for custom laser engraved buttons for 6-Button Scene Switch or 8-Button House Status Switch. Mail in coupon to receive custom button overlay by mail. Customized Scene Switches make creating an ambiance easy. Select "Task Lighting" or "Romantic Evening" to set the proper mood. Customizing House Status Switches allows for ultimate control of every room: "Sues Bedroom", "Master Bath" and "Back Porch". Create your own.	**38A06-2**
Scene Switch & Lumina™ Mode Switch Color Change Kit (12 count) Includes bezel for 38A00-1 or 38A00-3 and instructions.	**38A04-xCS****
House Status Switch Color Change Kit (12 count) Includes bezel for 38A00-2 and instructions.	**38A05-xCS****
Scene Switch Remote Works with Leviton's 38A00-1 Scene Switch. Controls all lights in a room or area. White color.	**38A14-1**

*Add color code to suffix: White (-WH), Ivory (-IV), Almond (-AL), Light Almond (-LTA), Gray (-GR), Brown (-BR), Black (-BL).
**Add color code in front of "CS" in suffix: White (-W), Ivory (-I), Almond (-A), Light Almond (-T), Gray (-G), Black (-E), and Brown (-B)



House Status Switch



Table Top Scene Switches and Cradles



Custom Legend for Scene/House Status Switches



Scene Switch and Lumina™ Mode Switch Color Change Kit



Scene Switch Remote

UPB™ Lighting Control

Control/Interface Modules

Description	Cat. No.
UPB™ Load Control Module 30A module utilizing Leviton's Generation III UPB™ (Universal Powerline Bus) technology over existing power lines. Controls the power consumption of high wattage loads such as pool pumps and hot water heaters. Can control 120 or 240V loads. Requires neutral wire.	**71A00-1**
Hardwired Load Control Module 20 AMP relay module that connects directly to voltage outputs on Leviton home controllers and expanders and includes a manual override switch. Can control 120, 240, or 277V AC loads. Ideal for lighting control in small commercial environments. Requires 120V and neutral wires.	**72A00-1**
UPB™ Powerline Interface Module with Cable (1) **UPB™ Powerline Interface Modules with Cables (12)** UPB™ Powerline Interface Module (PIM) connects the lighting system to an automation system or computer, which can then control the lights — making the system accessible from a remote location over the Internet.	**36A00-1** **36A00-1CS**



UPB™ Load Control Module



Hardwired Load Control Module



UPB™ Powerline Interface Module

Couplers & Repeaters

Description	Cat. No.
Phase Coupler (1) **Phase Couplers (12)** For 120/240V electrical systems, the Phase Coupler increases the speed and reliability of the UPB™ system. Although the UPB™ protocol is extremely robust and less susceptible to power line conditions, Leviton recommends the use of a Phase Coupler in every installation.	**39A00-1** **39A00-1CS**
UPB™ Split-Phase Repeater Designed to repeat UPB™ signals in installations requiring additional signal strength. Must be used on a 120/240V AC split-phase 60Hz powerline.	**39A00-2**
UPB™ Three-Phase Repeater Required for use in three-phase installations when UPB™ devices are installed on separate phases. Must be used on a three-phase 120/208V AC delta-wye, 60Hz powerline.	**39A00-3**



Phase Coupler



UPB™ Split-Phase Repeater



UPB™ Three-Phase Repeater

Omni-Bus Lighting Network

Popular in domestic commercial operations and a variety of international applications, Omni-Bus controls up to 256 lights, shades, fans, shutters, pumps, and more. Omni-Bus features the benefits of central lighting control with the flexibility of distributed control systems. Modular Omni-Bus components can be located where needed to save wiring and insallation costs.

Leviton Omni-Bus Lighting Control Network is the hardwired and wireless lighting solution for 110/220/240V 50-60Hz. Utilizing the worldwide DIN rail standard for mounting, this bus-based system with controller-based management of loads controls CFL, LED, electronic low-voltage, Halogen, and incandescent lighting.

Leviton Omni-Bus Advantages

The Omni-Bus lighting system fully integrates with Leviton Security & Automation controllers, allowing control of Omni-Bus devices using standard Leviton Security & Automation interfaces and software applications. Power wiring is minimized as controllers can be localized to switches. Switches can be programmed to perform a number of actions. Free Omni-Bus setup software is available online. With Omni-Bus there is no need for a third-party solution.

Leviton Omni-Bus Works

Power modules feed power to dimmer and non-dimming switches wired up to DIN rail modules. Load Control and other DIN rail modules connect to the Omni-Bus network using standard CAT-5 UTP (Unshielded Twisted Pair) cable between each Omni-Bus device. The Omni-Bus network runs on a low supply voltage (24VDC) and is optically isolated from the main's supply side. The use of splitters allows for a free topology architecture for ease of installation and expandability.

Omni-Bus Components are Broken into these Four Categories:

- Core Components (Required)
- Accessories
- Load Control Modules
- Switch Interfaces

Core Components (Required)

Description	Cat. No.
Interface Translator DIN Rail Module The "gateway" of the Omni-Bus system, this device allows Leviton Controllers Omni LTe, Omni IIe, OmniPro II, Lumina™, and Lumina™ Pro to interface with an Omni-Bus network. Built in radio receiver for use with wireless switch interfaces 113A00-2, 113A00-4, 113A00-7, 125A00-1, 125A00-2. Features an Ethernet port.	**117A00-1**
Power Supply 2.5A DIN Rail Module This 24VDC 2.5A power supply module provides power to the Omni-Bus network.	**123A00-1**
Power Supply Interface 2A DIN Rail Module Used to detect overloading and select cabling errors on the Omni-Bus network. Distributes power from 123A00-1. Detects low voltage power and overloading to Omni-Bus network.	**124A00-1**
8-Way Splitter DIN Rail Module Eight-port splitter used for splitting the network into a star configuration.	**120A00-1**
Termination Plug Used to terminate the Omni-Bus network. Each network must contain one and only one network Termination Plug.	**122A00-1**
Jumper Plugs (10) Used to terminate any open ends or open connectors on the Omni-Bus network. Come in packs of ten. Not sold individually.	**121A00-1**



Interface Translator DIN Rail Module



Power Supply 2.5A DIN Rail Module



Jumper Plugs

Omni-Bus Lighting Network

Omni-Bus Components are Broken into these Four Categories:

- Core Components (Required)
- Accessories
- Load Control Modules
- Switch Interfaces

Accessories

Description	Cat. No.
RF Transceiver DIN Rail Module Wireless transceiver for use with wireless switch interfaces 113A00-2, 113A00-4, 113A00-7, 125A00-1, 125A00-2. This added transceiver provides expanded wireless range for the Omni-Bus network.	**115A00-1**
DALI Gateway DIN Rail Module Controls DALI (Digital Addressable Lighting Interface) output devices: On/off switching, dimming, DALI group control, DALI broadcast control, and DALI scene control.	**118A00-1**
USB Programming Interface Unit Configure and maintain all user-programmable parameters of the Omni-Bus network with a PC. Includes an Omni-Bus PC software license.	**116A00-1**
3-Way Splitter Used where a T-junction or network split is required to expand an Omni-Bus network.	**119A00-1**
Single-Gang Switch Box w/Cover, Metal Lid Features holes and knockouts for mounting to desired surface. Can accommodate Hi-Fi™ 2 interfaces, Omni-Bus hardwired switches, and UPB™ switches. Includes a metal cover with hardware for mounting to the box.	**95A20-1**



DALI Gateway
DIN Rail Module



USB Programming
Interface Unit



3-Way Splitter

Load Control Modules

Description	Cat. No.
Omni-Bus Relay DIN Rail Module Control up to 4 general purpose resistive loads (2A@230V AC, 2A@110V AC, 2A@28V DC or low voltage switching applications (irrigation valves, gates, garage doors, etc.).	**112A00-1**
Omni-Bus Dimmer DIN Rail Module Controls 220V incandescent, 220V halogen, and low voltage transformers suitable for trailing-edge dimming: 400W@230V AC This product is available for international (non-North American) markets only.	**110A00-1**
Omni-Bus Universal Dimmer DIN Rail Module Advanced dimming circuit controls most lighting loads. Selectable jumper for leading or trailing edge dimming. Controls incandescent, halogen, low voltage electronic transformers, low voltage magnetic transformers: 900W@230V AC; 600W@110V AC. Controls dimmable CFL/LED: 400W@230V AC; 300W@110V AC.	**110A00-2**
Omni-Bus Power Switch DIN Rail Module Controls resistive/incandescent: 2000W@230V AC; 1500W@110V AC. Ballast (flourescent lights): 2000W@230V AC; 1500W~110V AC. Low voltage transformer: 2000W@230V AC; 1500W@110V AC. DC resistive: 10A@30VDC.	**111A00-1**



Omni-Bus Relay
DIN Rail Module



Omni-Bus Dimmer
DIN Rail Module

Switch Interfaces

Description	Cat. No.
Omni-Bus Scene Control DIN Rail Module Stores up to 32 lighting scenes or moods, controlling up to 256 Omni-Bus load control modules. Each scene can be triggered from up to 8 different Omni-Bus input devices. Also works in conjunction with a Leviton Controller and Omni-Bus Interface Translator for added flexibility and control.	**126A00-1**
6-Channel Universal Switch Interface Module Connects up to six third-party switches to the Omni-Bus network. Six LED outputs control two-lead bi-color or single color LED indicators for each switch.	**114A00-1**
Omni-Bus Cable Assemblies (12) for Universal Switch Interface Module Pack of 12 cable assemblies for Omni-Bus Universal Switch Interface Module 114A00-1. 150mm cable assembly used to connect a switch input or LED output of the 114A00-1 to third-party switch. One cable is required for each input or LED output.	**114A01-1**
1-Button, Hardwired Switch Interface, White	**113A00-1**
1-Button, Wireless Switch Interface, White Single-button hardwired or wireless switch interface. Controls dimmer, power switch, relay, or an input into a Leviton controller. LED light indicates operation status. Wireless switch operates with 117A00-1 or 115A00-1.	**113A00-2**
2-Button, Hardwired Switch Interface, White	**113A00-3**
2-Button, Wireless Switch Interface, White Two-button hardwired or wireless switch interface. Controls dimmer, power switch, relay, or an input into a Leviton controller. LED light indicates operation status. Wireless switch operates with 117A00-1 or 115A00-1.	**113A00-4**
3-Button, Hardwired Switch Interface, White	**113A00-5**
3-Button, Wireless Switch Interface, White Three-button hardwired or wireless switch interface. Controls dimmer, power switch, relay, or an input into a Leviton controller. LED light indicates operation status. Wireless switch operates with 117A00-1 or 115A00-1.	**113A00-7**
3-Button, Hardwired Switch Interface, Stainless Three-button hardwired switch interface. Controls dimmer, power switch, relay, or inputs into a Leviton controller. LED lights indicate operation status.	**113A00-6**
6-Button, Hardwired Switch Interface, White Six-button hardwired switch interface. Controls dimmer, power switch, relay, or an input into a Leviton controller. LED light indicates operation status.	**113A00-8**
6-Button, Hardwired Switch Interface, Stainless Six-button hardwired switch interface. Controls dimmer, power switch, relay, or inputs into a Leviton controller. LED lights indicate operation status.	**113A00-9**
Keyfob Remote Control, 6-Channel	**125A00-1**
Keyfob Remote Control, 16-Channel Wireless RF transmitter built into a convenient keyfob. Up to six or sixteen channels available. Controls dimmer, power switch, relay, or inputs into a Leviton controller. Wireless switch operates with 117A00-1 or 115A00-1.	**125A00-2**



Omni-Bus Scene Control DIN Rail Module



6-Channel Universal Switch Interface Module



Omni-Bus Cable Assemblies



2-Button Switch Interface



3-Button Brushed Stainless



Keyfob Remote Control, 6-Channel

P

Security and Automation

Thermostats

Leviton Programmable Communicating Thermostats

The Omnistat2™ programmable communicating thermostat harnesses decades of energy management leadership to provide sophisticated and intelligent function in an easy to use device. Omnistat2™ can manage electric, gas, geothermal, and radiant heat energy sources. According to the U.S. Department of Energy, 56% of the average home's energy bill is just for heating and cooling. That means the best way to control your energy cost is by managing your heating and cooling system. Using advanced digital technology, the Omnistat2™ "learns" heating and cooling patterns and adjusts control to maximize both HVAC efficiency and comfort. Automatically adjusting the temperature saves you money.

A Simple Interface for Ease of Use

Simply turn the scroll wheel to the right or left to adjust the temperature. Three buttons facilitate easy-to-navigate menus. Display information includes temperature setpoints, modes, outdoor temperature and humidity, run time by week, and more.

Unique Looks to Suit Your Home

Beyond the three different color options of black, white and silver, choose from over one hundred customizable backlight colors. Change backlighting from blue to red or green–or any color in between with the turn of the scroll wheel.

Specifications Comparison Chart

	Omnistat2™ RC-2000	Lumina RF, Zigbee® RC-1500*	Omnistat2™ RC-1000
Humidifier/Dehumidifier control	•		
Humidity sensing and display	•		
Supports up to 2-stage conventional & 2-stage heat pump w/3rd-stage aux. heat	•	•	
Supports dual fuel systems	•		•
Automatic heat/cool changeover	•	•	•
Filter reminder for peak efficiency	•	•	•
Digital precise temperature control	•	•	•
Seven-day schedule with copy function	•	•	•
Fan cycle mode periodically circulates air	•	•	•
Graphical display of HVAC usage by week	•	•	•
Eco-friendly design — no batteries to replace	•	•	•
Indoor sensor averaging with remote sensor	•		•
Multi-color backlight adjustable at any time	•	•	•
Choose between Simple or Advanced displays	•	•	•
Remote and averaged temperature sensors available	•		•
Motion activated backlight turns on when approached	•		•
Temperature readings available in Fahrenheit or Celsius	•	•	•
Energy Efficient Control (EEC) for heat pump auxiliary heat	•	•	•
Learns a home's heating and cooling patterns for efficiency	•	•	•
Communicates with Leviton systems and other automation systems	•	•	•
Settings for Home, Night, Away, and Vacation (with a Leviton system)	•	•	•
Easy to use Vacation mode restores temperatures before your return	•	•	•
Serial Connection	•		•

*RC1500 is a ZigBee® wireless device. See pages P-42 to P-43 for ordering information

Color Choices

Thermostats are available in three colors. To order colors, add suffix to Cat. No.


White (-WH)


Black (-BL)


Silver (-SL)

Thermostats

Thermostats and Trim Ring

Description*	Cat. No.**
Omnistat2™ Thermostat Conventional & Heat Pump (w/Aux)	RC-1000xx
Omnistat2™ Thermostat Conventional & Heat Pump (w/Aux) — Wireless Version***	RC-1000xxZB
Lumina™ RF Universal Thermostat, Wireless***	RC-1500xxZB
Omnistat2™ Thermostat Multi-Stage Heat Pump w/Humidity Control	RC-2000xx
Omnistat2™ Thermostat Multi-Stage Heat Pump w/Humidity Control — Wireless Version***	RC-2000xxZB
Omnistat2™ Trim Ring	65A18-1xx

*See chart on page P-40 for specifications.
**Available in White (WH), Black (BL) and Silver (SL). Replace xx in Cat. No. with color code.
***See pages P-42 to P-43 for additional information about these and other Zigbee® wireless technology products, including product photos



Omnistat2™ with Optional Trim Ring

Temperature Display Control

Description	Cat. No.
Temperature Display/Control (TDC) Inspired by the sleek new VSC interface for the Hi-Fi™ 2, Leviton developed an all-new energy management interface with similar easy-to-use controls and OLED display, making the control and adjustment of interior comfort settings both simple and beautiful.	**95A03-1TWH**



Temperature Display Control

Modules

Description	Cat. No.
Thermostat Power Supply Module Power booster for Omnistat2™ thermostats, instructions (may be needed in retrofit applications when "HVAC common" wire is not available). Mounts at furnace/air handler and requires no external power source.	**30A00-2**
Thermostat Isolation Module Relay isolation module for Omnistat2™ thermostats. Includes mounting clips and instructions (may be needed for HVAC systems using non-standard voltages).	**29A00-1**



Thermostat Power Supply Module


Surface Mount Remote Temperature Sensor

Sensors

Description	Cat. No.
Surface Mount Remote Indoor/Outdoor Temperature Sensor Omnistat2™ thermostats can be used as outdoor sensor for dual-fuel heat pumps.	**23A00-1**
Flush Mount Remote Indoor/Outdoor Temperature Sensor For Omnistat2™ thermostats. Can be painted or wallpapered.	**23A00-2**


Flush Mount Remote


Thermostat Isolation Module

Temperature and Humidity Sensors

For use with your Omni and Lumina™ controllers. Sensors have been enhanced with a special mounting bracket for improved environmental readings, indoors or outdoors.

Water Temperature Sensor

Module, probe, accessories and instructions. Allows you to monitor and activate programs based on water temperature. Can be used for pools, spas, aquatic ponds, fish tanks, greenhouses, etc. Sensing range is 0–120°F.

Description	Cat. No.
Water Temperature Sensor	14A00-8



Water Temperature Sensor

Extended Range Temperature Sensor for Leviton Omni/Lumina™ Controllers

Range is from -40° to 120°F. Comes with accessory kit, with mounting bracket and instruction sheet. Allows you to monitor and activate programs based on temperatures. Can be used outdoors, in attics, basements, wine cellars, etc. Must be connected directly to the Leviton controller using a four-conductor wire. For enhanced accuracy, calibrate after installation. Includes mounting bracket.

Description	Cat. No.
Extended Range Indoor/Outdoor Temperature Sensor for Leviton Omni/Lumina™ Controllers	31A00-7



Extended Range Temperature Sensor

Extended Range Temperature and Humidity Sensor for Leviton Omni/Lumina™ Controllers

Range is from -40° to 120°F. Comes with accessory kit, with mounting bracket and instruction sheet. Must be connected directly to the Leviton controller using a four-conductor wire. For enhanced accuracy, calibrate after installation.

Description	Cat. No.
Extended Range Indoor/Outdoor Temperature & Humidity Sensor for Leviton Omni/Lumina™ Controllers	31A00-8



Extended Range Temperature and Humidity Sensor

ZigBee® Wireless Energy Management

ZigBee Control your world

Leviton's powerful wireless ZigBee® products ensure energy savings in new construction and retrofit. They control lights, lamps, fans, shades, pumps, and third-party window coverings/door locks at an optimum range of 200 feet. Use MicroControl™ as a stand-alone solution or opt for the ZigBee® Interface Module if incorporating into a Leviton automation system. Leviton Security & Automation adheres to ZigBee® Pro and the standardized Home Automation profile.

Micro Control

MicroControl functions as an energy management coordinator. Turn energy loads on or off and view instantaneous consumption. Set daily schedules for home, away, vacation and advanced. Includes two-way RF transceiver and plug-in power supply. The Companion functions as a remote controller for the MicroControl. Multiple Companions can be used: up to the 64 device limit of a MicroControl system. MicroControl devices use ZigBee® wireless communication.

Description	Cat. No.
MicroControl™	81A00-2WHZB
MicroControl™ Companion	81A00-4WHZB



Micro Control

ZigBee® Wireless Energy Management

ZigBee
Control your world

Thermostats and Trim Ring

Omnistat2™ wireless thermostats offer all the features of the standard version PLUS they use ZigBee® wireless communications.

Description*	Cat. No.**
Omnistat2™ Thermostat Conventional & Heat Pump (w/Aux) — Wireless Version	RC-1000xxZB
Lumina RF Universal Thermostat, Wireless (only)	RC-1500xxZB
Omnistat2™ Thermostat Multi-Stage Heat Pump w/Humidity Control — Wireless Version	RC-2000xxZB
Omnistat2™ Trim Ring	65A18-1xx

*See chart on page P-40 for specifications.
**Available in White (WH), Black (BL) and Silver (SL). Replace xx in Cat. No. with color code



Omnistat2™ Wireless Single-stage
Shown in White (WH) finish

ZigBee® Interface Module for Omni and Lumina™ Controllers

Plugs into serial port on Leviton Omni or Lumina™ family controller and allows control of Leviton Wireless Energy Management components. Display helps set up and installation of wireless systems. Uses ZigBee® wireless communication. Six foot cable included. Powered by the Leviton Omni controller.

Description	Cat. No.
ZigBee® Interface Module (ZIM) for Leviton Omni & Lumina™ Controllers	81A00-3WHZB



ZigBee® Interface Module



15A Plug-In Load Control Module

Modules

Description	Cat. No.
15A Plug-In Load Control Module General purpose module perfect for appliances, fans, and lamps up to 15A. ½ horsepower. 120V AC/60hz. Uses ZigBee® wireless communication.	**89A00-1ZB**
300W Plug-In Lamp Module Plug-in dimmer controls lamps up to 300W. 120V AC/60hz. Uses ZigBee® wireless communication.	**88A00-1ZB**
30A Wireless Load Control Module Wireless controls for water heaters, pool pumps, outdoor fountains, lighting, and more. Ultra low stand-by power. Universal 96-250 V AC and 50/60 Hz. Can be used outdoors. Uses ZigBee® wireless communication.	**73A00-3ZB**
5A Wireless Load Control Module Controls low voltage circuits in outdoor air conditioning units, pool and spa heaters and pumps, generators, and more. Ultra low stand-by power. Universal 96-250V AC and 50/60Hz. Can be used outdoors. Uses ZigBee® wireless communication.	**73A00-4ZB**

ZigBee® is a registered trademark of ZigBee Alliance, Inc.



300W Plug-In Lamp Module



30A Wireless Load Control Module

ENTERTAINMENT

Entertainment

Leviton entertainment products enhance your lifestyle by adding convenience to the A/V equipment experience. Many products can be used stand-alone or can be integrated into a complete control system for increased functionality such as shutting down or lowering exterior speaker levels at a certain time each night.

Want to share music throughout your home with a powerful distributed audio system and sleek built-in speakers? Hi-Fi™ 2 distributed audio systems are available in either 8-source, 8-zone systems (expandable to 16 zones) or as a 4-source, 4-zone system that are perfect for condos and townhomes. The 8x8 version features 50 Watts per zone while the 4x4 version features 40 Watts per zone. Both systems can be accessed via the free Hi-Fi™ 2 app thanks to the Ethernet port on the Hi-Fi™ 2. Use an optional iPod Dock to share meta-data or the Bluetooth Remote Input Module to wirelessly stream music throughout the property.

Want to affordably control your media room via your iPad? Using the HTX2, push one button to turn on AV equipment, lower a projection screen, lower the window treatments, and even adjust a few lights. Customize the layout to suit your taste or use provided templates and icons.

Entertainment Group



Hi-Fi™ 2 4x4 Distributed Audio System

Hi-Fi™ 2 for Leviton 4-Zone, 4-Source Kit for Structured Wiring Enclosures

The Hi-Fi™ 2 4x4 accommodates four sources, which can either be local at the amplifier or remote using an RIM connected to Cat5. Two RIMs come with the Hi-Fi™ 2 4x4 for the most popular remote inputs (home theater, kitchen TV, iPod dock, den entertainment center). More RIMs are available separately.

Description	Cat. No.
Hi-Fi™ 2 by Leviton 4 Zone, 4 Source Kit for Structured Wiring Enclosures	95A00-3



Hi-Fi™ 2 4-Zone, 4-Source Kit for Structured Wiring Enclosures

Hi-Fi™ 2 8x8 Distributed Audio System

Hi-Fi™ 2 for Leviton 8-Zone, 8-Source Kits

Includes 8 Inputs and 4 RIMs (Remote Input Module); use all 8 inputs or 4 inputs and 4 RIMs or any combination up to a total of 8 inputs/RIMs. Also includes 8 OLED Display VSCs (Volume Source Control) with digital controls. Expandable to 16 zones using Expansion Amplifier Kit [sold separately].

Description	Cat. No.
Hi-Fi™ 2 by Leviton 8-Zone, 8-Source Kit with Enclosure	95A00-1
Hi-Fi™ 2 by Leviton 8-Zone, 8-Source Kit for Structured Wiring Enclosures	95A00-2



Hi-Fi™ 2 8-Zone, 8-Source Kit

Hi-Fi™ 2 for Leviton Main Amplifier Assembly for 8x8 System

Expands 8x8 to 16 zones using Expansion Amplifier Kit (sold separately).

Description	Cat. No.
Hi-Fi™ 2 by Leviton Main Amplifier Assembly with Power Supply	95A01-1



Hi-Fi™ 2 8-Zone, 8-Source Kit for Structured Wiring Enclosures



Hi-Fi™ 2 8x8 Main Amplifier

Hi-Fi™ 2 8x8 Distributed Audio System

Hi-Fi™ 2 for Leviton 8-Zone Expansion Amplifier Kits

Includes expansion PCA, 8 VSCs, and enclosure. Expands the Hi-Fi™ 2 8x8 to a total of 16 zones. Includes power cord, expansion cable, and two variable outputs. Expansion Amplifier must be mounted no more than six inches (15.24cm) below the Main Amplifier. Compatible with OmniPro II and Lumina™ Pro controllers only.

Description	Cat. No.
Hi-Fi™ 2 by Leviton 8-Zone Expansion Amplifier Kit with Enclosure	95A12-1
Hi-Fi™ 2 by Leviton 8-Zone Expansion Amplifier Kit for Structured Wiring Enclosures	95A12-2



Hi-Fi™ 2 8-Zone Expansion Amplifier Kit with Enclosure

Hi-Fi™ 2 Expansion Amplifier Assembly

Includes expansion PCA with power supply and power cord. Expands the Hi-Fi™ 2 8x8 to a total of 16 zones. Expansion Amplifier must be mounted no more than six inches (15.24cm) below the Main Amplifier. Compatible with OmniPro II and Lumina™ Pro controllers only.

Description	Cat. No.
Hi-Fi™ 2 Expansion Amplifier Assembly w/Power Supply	95A18-1



Hi-Fi™ 2 8-Zone Expansion Amplifier Kit for Structured Wiring Enclosures

Vented Enclosure

Enclosure for Hi-Fi™ 2 8x8 with vents, door latch mounting plate, hardware kit and instructions. Features knock-outs on top, bottom and back for multiple installation scenarios.

Description	Cat. No.
Vented Enclosure	95A09-1



Hi-Fi™ 2 8 -Zone Expansion Amplifier Assembly with Power Supply



Vented Enclosure

Hi-Fi™ 2 Distributed Audio System Accessories

Hi-Fi™ 2 for Leviton Retractable RCA Cable

3.5mm male to 2 RCA male patch cables. Extends to 4 feet. Use to connect TVs, CD players, home theater and stereo components to Hi-Fi™ 2's RIM.

Description	Cat. No.
Hi-Fi™ 2 by Leviton Retractable RCA Cable	95A13-1



95A13-1
Retractable RCA Cable

Hi-Fi™ 2 for Leviton Retractable Stereo Cable

3.5mm male to 3.5mm male stereo patch cable. Extends to 4 feet. Use to connect MP3 players, iPods™, computers with headphone and/or audio outputs to Hi-Fi™ 2's RIM.

Description	Cat. No.
Hi-Fi™ 2 by Leviton Retractable Stereo Cable	95A14-1



95A14-1
Retractable
Stereo Cable

Hi-Fi™ 2 Remote Control

For volume and source selection. One included in 95A00-1 and 95A00-2.

Description	Cat. No.
Hi-Fi™ 2 Remote Control	95A05-1



95A05-1
Remote Control

Volume Source Control (VSC)

Four-button OLED keypad controls volume, power, source, and more. Features IR receiver. White wallplate, VSC Color Change Kits available. Supports foreign language (western characters) and unicode characters.

Description	Cat. No.
Hi-Fi™ 2 Volume Source Control (VSC)	95A03-1



95A03-1
Volume Source
Control

VSC Color Change Kits

Case of 12 replacement face and wallplates for Volume Source Control.

Description	Cat. No.
VSC Color Change Kits, White (12)	95A11-WHCS
VSC Color Change Kit, Ivory (12)	95A11-IVCS
VSC Color Change Kit, Almond (12)	95A11-ALCS
VSC Color Change Kit, Light Almond (12)	95A11-LTACS
VSC Color Change Kit, Black (12)	95A11-BLCS



95A11
VSC Color Change Kits

Hi-Fi™ 2 Distributed Audio System Accessories

Remote Input Module

White Remote Audio Input/IR output module. Includes white wallplate. Additional colors are available through RIM Color Change Kits. Features a routed IR emitter jack and a flasher. Control your source equipment from any room that has a Volume-Source Control.

Description	Cat. No.
Remote Input Module (RIM)	95A04-1



Remote Input Module

RIM Color Change Kit

Case of 12 replacement face and wallplates for Remote Input Module.

Description	Cat. No.
RIM Color Change Kit, White (12)	95A10-WHCS
RIM Color Change Kit, Ivory (12)	95A10-IVCS
RIM Color Change Kit, Almond (12)	95A10-ALCS
RIM Color Change Kit, Light Almond (12)	95A10-LTACS
RIM Color Change Kit, Black (12)	95A10-BLCS



RIM Color Change Kit

Bluetooth Remote Input Module

Bluetooth devices can connect and act as music servers for your Hi-Fi™ 2 distributed audio system. Play music from Pandora, Spotify, Rhapsody, iTunes, and YouTube playlists. White only.

Description	Cat. No.
Bluetooth Remote Input Module	95A04-2



Bluetooth Remote Input Module

Hi-Fi™ 2 Expansion Cable Assembly

24-pin ribbon cable connects the Main Amplifier board to the Expansion Amplifier board. This part is also included with 95A12-1 and 95A12-2.

Description	Cat. No.
Hi-Fi™ 2 Expansion Cable Assembly	95A16-1



Hi-Fi™ 2 Expansion Cable Assembly

Free Stand-Alone App to Control Your Audio System

Now, anyone can control their Hi-Fi™ 2 system with a free iOS application on their iPad, iPod Touch, or iPhone. Load the application on as many devices as you like for free.



Hi-Fi™ 2 Systems work best with 6 to 8 ohm speakers. Leviton manufactures two lines of speakers that sound fantastic when paired with these audio systems. Choose from in-wall, in-ceiling, or outdoor speakers from Leviton.



Related Products

Leviton also offers superior quality speakers for wall, ceiling, outdoor or home theater use. **See pages Q-26 to Q-29 in the Connected Home section for more information.**

Dock

The Leviton Dock allows users to access music on an iPod or iPhone through IP-enabled devices over a wired or wireless network. When connected to a Hi-Fi™ 2 by Leviton Distributed Audio System, the connected iPod or iPhone becomes a source that can be played in any audio zone connected to the Hi-Fi™ 2. The Leviton Dock is also compatible with Leviton Connectivity Parter audio systems.

The attached iPod/iPhone is controlled from IP-enabled devices including Leviton OmniTouch IP-enabled Touchscreens and the Hi-Fi™ 2 by Leviton. Metadata (e.g., playlist, genre, artist, album, and track) is sent to IP-enabled devices on the network and displays on Touchscreens and Hi-Fi™ 2 Volume Source Controls. Send the iPod control commands including play, pause, stop, next/previous track, rewind, fast forward, next/previous chapter. IP-enabled devices navigate and browse the iPod/iPhone music library by playlists, artists, albums, songs, podcasts, genres, composers, and audiobooks.

Dock



Dock Rear View



Compatible with: iPod Nano (3G, 4G, 5G, 6G), iPod Classic, iPhone (1, 3G, 3GS, 4G), iPod Touch (1, 2G, 3G, 4G); If utilizing Apple Lightning to 30-pin Adapter, also compatible with iPhone 5, iPad 4, iPad mini, iPod Nano 7, and iPod Touch 5. Power supply included: U.S.: 120V AC, 60Hz, E.U.: 100–240V AC, 50-60Hz, universal

Dock Specifications

Description	Cat. No.
Dock, US Wired	96A00-1
Dock, US Wireless	96A00-2
Dock, US Power Supply	96A01-1
Dock, EU Wired	96A00-3
Dock, EU Wireless	96A00-4
Dock, EU Power Supply	96A01-2

With the Hi-Fi™ 2 by Leviton...

- Enjoy music on iPod in all zones while simulaneously charging its battery
- See what's playing, pause, previous/next track on a Hi-Fi™ 2 VSC



With an iPod Touch or iPad...

- Control Hi-Fi™ 2 and Leviton Dock remotely from iPod Touch or iPad



Home Theater Extender

The Leviton Home Theater Extender2 (HTX2) lets you extend your home control to the audio/video equipment in your home theater. The HTX2 communicates over Ethernet with a Leviton IP-based touchscreen, iPhone, iPod Touch, or iPad. Easily add components with the built-in A/V Library of over 300,000 IR codes or add new codes with the built-in IR Learner.

When used as stand-alone, a free iOS app for iPhone/iPad/iPod Touch can be used to control your home theater equipment. Default templates are provided but may be customized in the provided Mobile Designer software.

Multiple HTX2's can be linked together to control dozens of AV components in restaurants or sports bars. Contact closures can even operate window coverings, lights, and home theater components.

Leviton's IP interfaces send commands to the HTX2, which in turn controls A/V equipment using its serial ports, IR ports, and relays. The HTX2 includes four IR flashers (emitters) that attach to the IR receiver of any A/V equipment you wish to control.

The I/O ports on the HTX2 are used for power sensing for devices without discrete on/off IR commands. Relay ports on the HTX2 can be used to control any device that requires a contact closure, such as motorized screens or blinds.

Home Theater Extender







Home Theater Extender	
Description	**Cat. No.**
Home Theater Extender 2 (HTX2)	86A00-2

SPOTLIGHT
Security & Automation

Leviton Security & Automation products keep you safe, manage energy consumption, and provide entertainment. Solutions for your home or business are available for every income level and lifestyle. Simply choose the automation, energy management, and convenience features you desire. Leviton Security & Automation systems may be installed in new or existing structures and may be accessed and controlled via your smartphone or tablet. For more information visit us online at www.leviton.com/security



Interfaces

Leviton has many options to access and control your system. Choose from a full range of touchscreens, consoles, keypads, software, and apps. Whether you're using a Leviton in-wall touchscreen, a tablet while on vacation half-way around the world, or a smartphone in the office, there is guaranteed total control over the property.

OmniTouch Accessories

One-Port POE Injector

Single port PoE injector that is fully compatible with Powered Devices that comply with the IEEE 802.3af standard. Can provide power to one OmniTouch 7 Touchscreen or other powered devices (such as the Home Theater Extender 2, PoE IP cameras, PoE Wireless Access Points and PoE Printer) without requiring additional power wiring to the device. Provides up to 15.4 watts of power and 10/100M data transmission through the traditional CAT-5 cable.

Description	Cat. No.
One-Port PoE Injector	90A00-1



One-Port POE Injector

Eight-Port POE Switches

Power Source Equipment (PSE) device that is fully compatible with IEEE 802.3af standard compliant devices. Powers up to seven OmniTouch 7 Touchscreens (one port must be connected to the network). PoE ports can also power other powered devices (such as the HTX2, PoE IP cameras, PoE Wireless Access Points, etc.) without additional power wiring to the device. Each PoE port can provide 15.4 watts of power and 10/100M data transmission through traditional CAT-5 cable.

Description	Cat. No.
Eight-Port PoE Switch	91A00-1
Eight-Port PoE Switch with Structured Wiring Backplate	91A00-2



Eight-Port Switch



Automation Studio interface

Leviton OmniTouch Pro

OmniTouch Pro

Leviton Security & Automation's OmniTouch Pro is an intuitive touchscreen interface application for a third-party PC or PC touchscreen that provides access to security, lighting, temperature, audio/video, surveillance cameras, and more. OmniTouch Pro features Leviton Security & Automation default interface designs which are applicable to many Windows tablets and touchscreens. This default interface can be customized using Leviton Automation Studio software (Leviton Security & Automation part number 1126). OmniTouch Pro is available in eight different languages and multiple resolutions.

Automation Studio

Automation Studio is a software package developed to allow customization of graphic interfaces and foreign language support for OmniTouchPro Software on third party touchscreens. With Automation Studio, complete control is gained over look, feel and function; IP or analog surveillance cameras are set up; and the Leviton Security & Automation Home Theater Extender 2 (HTX2) can be established.

Description	Cat. No.
OmniTouch Pro Software	1131
Automation Studio Software	1126

See page P-56 for more specifications, including comparison with Leviton PC Access

Snap-Link Mobile for iPhone

Snap-Link Mobile for iPhone puts home and business control in the palm of your hand with zero monthly fees. Simply purchase the app from the iTunes store and get instant access to the Leviton automation system. The comprehensive app provides complete control over the entire home or business without monthly fees or site/device licenses. You can access multiple properties from a single app.

The app is available in supported regions for multi-lingual support and is currently available in well over a dozen languages. Snap-Link Mobile provides secure encrypted communication over Wi-Fi or 3G cellular data networks. No third parties other than cellular service are required for operation.

A Leviton Omni Pro II, Omni IIe, Omni LTe, Lumina™ Pro, or Lumina™ control system and appropriate accessories are required.

Features and Benefits

- Set lighting or audio levels from 0-100% with a sliding scale — or use quick scene buttons.
- View real-time surveillance camera video — front door, nursery, pool, boat dock, etc.*
- Adjust heating and cooling and view humidity and outdoor temperatures.
- Arm/disarm the alarm. View a security log to monitor entry/exit activity
- Select music sources and adjust volume levels in individual rooms or the entire house
- Supports over a dozen world languages — with more being added
- Access multiple accounts

*Requires appropriate cellular provider plan and cameras.
See page P-56 for Snap-Link specifications chart

Simplify with One App on Multiple Devices for One Price

Purchase and maintain a single app for your iPad, iPhone, and iPod Touch.

Snap-Link for Mobile iPhone

Native support for iPad

Available on the App Store



Snap-Link interface features easily recognizible icons and simple layouts

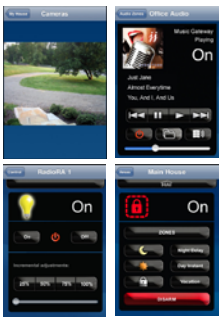

A single Snap-Link Mobile for iPhone app account can operate on multiple devices



Snap-Link Mobile for Android

Snap-Link Mobile for Android allows monitoring and control of lights, security, audio, temperatures, and webcams on handheld mobile devices. Snap-Link Mobile for Android puts control of all home functions on a smartphone or tablet.

Access multiple properties from one application by tunneling directly into the Leviton home control system through a secure AES encrypted connection. A Leviton OmniPro II, Omni IIe, Omni LTe, Lumina™ Pro, Lumina™ automation system is required.

The application is sold without subscription fees and users receive free updates. It features secure encrypted communications over Wi-Fi or cellular data networks. The app is available in Android supported regions for multi-lingual support.

See page P-56 for Snap-Link specifications chart

Available in Android Market



Android phones can harness the power of access and control of home systems

Snap-Link Mobile for Kindle Fire

Download this Kindle Fire specific app in the Amazon Marketplace directly from your Kindle Fire. Reading a scary novel and hear something outside? Quickly view a surveillance camera, activate all lights, lock all doors, and/or turn on the security system, and then snuggle back into your couch. A Leviton OmniPro II, Omni IIe, Omni LTe, Lumina™ Pro, or Lumina™ control system is required. The application is sold without subscription fees and users receive free updates.

See Page S-56 for Snap-Link specifications chart



Kindle Fire

Snap-Link Remote Access Software for PC

Leviton's multi-award winning Snap-Link software can be used to quickly adjust and check lights, temperature, audio, security, access control, humidity, and user settings on the go.

Insert the Snap-Link USB drive into any Windows computer to directly communicate through the Internet to the secure Ethernet port on your Leviton system at home. No on-site computer is needed. Snap-Link is easy to use and easy to set up because it is self-contained on the USB drive. There is no installation of the program, just unplug the drive and no residue of the application is left on the computer. 128-bit AES encryption is utilized making Snap-Link vastly safer than competing products which use web pages via non-encrypted connections.

Snap-Link has no subscription fees. Registered users of Snap-Link can update to the latest version for FREE at any time by clicking on the update link.

See page P-56 for Snap-Link specifications chart

Snap Link Software	
Description	**Cat. No.**
Snap Link Remote Access Software for Windows PC loaded onto USB Drive	1120

Small and simple, the Snap-Link USB drive can be installed quickly and securely.



Log in and change home settings for lighting, temperature, audio and security.



See video from your home's IP cameras from anywhere an Internet connection is available.



Snap-Link: Home Control in a Snap

Snap-Link requires an Ethernet-enabled Leviton home control system such as the OmniPro II, Omni IIe, Lumina™ Pro, or Lumina™.

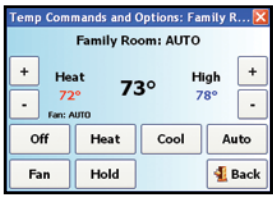

Conserve energy while maintaining the comfort level. Adjust heating and cooling by zone. View humidity and outdoor temperatures. Adjust settings before leaving work.

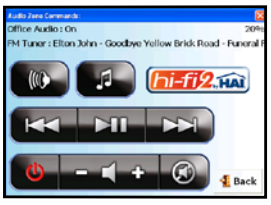

Select music source and adjust volume levels in rooms or whole house. Control Hi-Fi™ 2 by Leviton or a system from one of Leviton's Connectivity Partners.

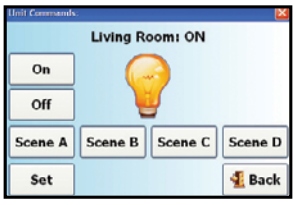

Check and adjust lighting scenes. Dim lights, set timers, control each light, or turn all lights on/off by room or entire house.



Monitoring and controlling security features is easy. Arm or disarm the alarm, view a security log, or select to bypass or restore an individual zone (area).



Use IP cameras to see your home from anywhere in the world. Scroll through cameras to view boat docks, front doors, pool areas, etc. Check up on sick or elderly relatives when you can't be physically present. Record video based on motion, event, or time.

The New OmniTouch 7 Touchscreen

The new capacitive touch, glass front Touchscreen from Leviton Security & Automation features a 7-inch diagonal viewing area in high resolution for control of your security, energy, and entertainment settings. No setup required other than entering your automation controller's IP address and adjusting the port and encryption keys.

Features and Benefits

Security

- Arm or disarm your security system or alert emergency personnel
- Quickly check whether all doors are locked and either unlock or lock any door from one menu
- View crisp IP surveillance video footage without any additional hardware. MJPEG and JPEG IP cameras can be viewed, as well as analog with an analog-to-IP converter
- Quick glance LED on the top right corner is green when security is disarmed and red when armed

Energy Management

- Utilize slider bars to adjust lighting load levels from 0 to 100%
- Access up to 64 thermostats including humidity settings
- Control irrigation, ventilation, and window coverings

Entertainment

- Control Leviton's Hi-Fi 2 Distributed Audio System or a compatible system from a Connectivity Partner

Specifications

- Large (approx. 7" diagonal) viewing area with minimal plastic surround available in black or white
- 7.25" x 5.125" x 0.55" on exterior wall surface, and 6" x 4" x 1" behind surface of wall
- Glass front capacitive touchscreen at 800 x 480 resolution
- PoE connection provides all power and communication
- Optional 12V DC power can be used if not utilizing PoE
- Firmware updates via ethernet
- 2 watt mono digital amplifier and speaker
- Two digital MEMS microphones for improved noise and echo cancellation
- Light sensor allows automatic dimming of display backlight

OmniTouch 7 Touchscreen

Designed for the OmniPro II, Omni IIe, Omni LTe, Lumina Pro, and Lumina automation systems.

Description	Color	Cat. No.
OmniTouch 7 Touchscreen	White	99A00-1
	Black	99A00-2
OmniTouch 7 Trim Ring to retrofit 5.7/5.7e to OT7 (for upgrading legacy touchscreens)	White	99A10-1
	Black	99A10-2

OmniTouch 7 Touchscreen



OmniTouch 7 Touchscreen thermostat interface



OmniTouch 7 Touchscreen camera interface



OmniTouch 7 Touchscreen lighting interface



PC Access

PC Access features set up, programming and monitoring of a home control system over a modem or by a serial or network connection. PC Access is the only software product Leviton offers that has the ability to program a Leviton home control system. It also fully integrates with Leviton Automation Studio software.

New commands for comparing temperatures (example: indoor vs. outdoor), timers, humidity, thermostat settings, and more make innovative energy-saving strategies easier. Leviton has also made it easier for customers to make adjustments to their systems (altering wake-up times, "away" temperatures, holidays) without changing the system's programming.

With the auto-completion feature, PC Access speeds the programming process by jumping to a command after the first few letters of a program line are typed.

Features and Benefits

- ZIP code wizard
- Account summary page
- Easy tree-based navigation
- Fewer mouse clicks and keystrokes
- Integrated help and documentation
- All lists can be sorted and/or filtered
- Supports longer, more descriptive "friendly" names
- Ability to name UPB™ links and other lighting scenes
- Integrated firmware updater for new flash-enabled controllers
- Simplified set up: names and properties of an object edited on a single page

PC Access Software

Description	Cat. No.
PC Access Software, Dealer Edition	1105W
PC Access Software, End User Edition	1106W
PC Access for Lumina Software	1111

See page P-56 for more specifications, including comparison with OmniTouch Pro

All versions support multiple languages. Simply select your language of choice at installation.

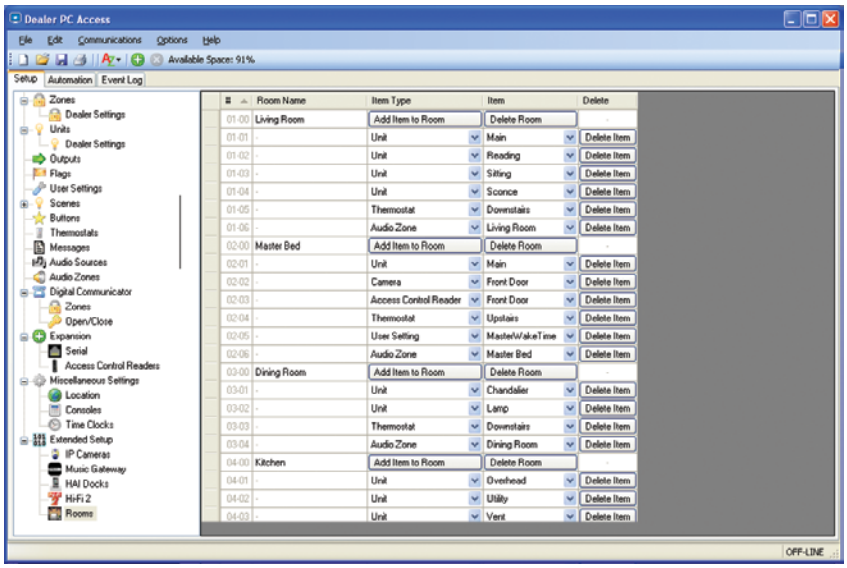

Leviton Interfaces' Technical Specification Comparison Charts

Snap-Link Software — Technical Specs Comparison Chart

Specifications	Snap-Link Remote for PC	iPhone/iPad Snap-Link App	Android Snap-Link App	Kindle Fire Snap-Link App
Access via Internet	Yes	Yes	Yes	Yes
Dedicated Computer On-site	No	No	No	No
Client Software	No (runs on client)*	No (runs on client)	No (runs on client)	No (runs on client)
Installation Components	No installation (Plug and Go)*	Application	Application	Application
Subscription Fee	No	No	No	No
Video Surveillance	Link to installed IP Web Camera	Yes	Yes	Yes
Notifications	E-mail, messaging, pop-up notifications, visual	No	No	No
User Interface	PC application	iPhone App	Android App	Kindle Fire App
Additional Interfaces Supported	PC Touchscreen	Apple iPod Touch™ and iPad™	Android Mobile Devices	None
Configure System	No	No	No	No
Program System	No	No	No	No
Create Rules/Alerts	Yes	No	No	No
Change Description	No	Yes (hide/show)	No	No
Web Updates	Yes	Yes	Yes	Yes
RSS (Real Simple Syndication)**	No	No	No	No

*Does not require installation on PC. Application can run from thumb drive, flash drives, or other removable media.
**Displays RSS feeds such as latest news, weather reports, personal blogs and much more

Leviton PC Access vs. OmniTouch Pro — Technical Specs Comparison Chart

Specifications	PC Access	OmniTouch Pro
Cat. No.	**1105W, 1106W, 1111**	**1131**
Access via Internet	Yes	Yes
Dedicated Computer On-site	No	No
Client Software	Yes (installed on client)	No (runs on client)
Installation Components	Application	Application
Subscription Fee	No	No
Video Surveillance	No	Yes
Notifications	No	Yes
User Interface	PC Application	PC Application
Additional Interfaces Supported	None	PC Touchscreens
Configure System	Yes	No
Program System	Yes	No
Create Rules/Alerts	No	Yes
Change Description	Yes	Yes
Web Updates	Yes	Yes
RSS (Real Simple Syndication)**	No	Yes
Operating Systems	Windows XP and higher (except RT)	Windows XP and higher (except RT) Software is not compatible w/ Windows 8

**Displays RSS feeds such as latest news, weather reports, personal blogs, and much more

Connected Home

Q

Structured Media® Enclosures Q-2
FTTH Box & Media Versatile Panel Q-9
Routers & Switches Q-10
Power Supplies & Surge Protection Q-11
Mounting Brackets, Patch Cords & Tools Q-12
Twist & Mount, TIDP & Compact Structured Media Panels Q-14
Structured Media® Panels, Modules & Boards ... Q-15
Video Distribution & Splitters Q-18
Camera Monitoring Q-19
Data & A/V Connectors Q-20
Wallplates & Inserts Q-21
Speakers Q-26
Volume Controls & Audio Distribution Q-30
Home Theater & Recessed Receptacles Q-32
Mobile Device Station Q-32
Accessories & Tools Q-34



Populating The Structured Media® Enclosure — The Nerve Center of the Connected Home

Get enterprise-grade, best-in-class broadband network performance capability with Leviton Connected Home components. All Structured Media® solutions are engineered to work together, providing a clean and organized base and simplifying integration from rough-in through line activation.



1 **Structured Media® Enclosures**

These versatile enclosures allow you to manage and distribute a full range of voice, data, audio, and video wiring from one central location. We have enclosure solutions for wood frame, concrete, and cinder block construction.

2 **Data Patching & Distribution**

Leviton offers durable CAT 6 and 5e panels and modules for data cable distribution. The high-end Twist & Mount Panel makes installation easy and provides easy access for moves, additions, or changes in the home network.

3 **Telephone Patching & Distribution**

Choose from a wide selection of telephone distribution boards, modules, or panels for the secure feel and sound of a telephone landline. Our Telephone Input Distribution Panel (TIDP) supports inputs for use with "triple play" modems and complements the look and simplicity of our Twist & Mount Patch Panels.

4 **Internet Routers & Switches**

Leviton has high-speed routers to share Internet access over a Wide Area Network (WAN) in the home or office, and Ethernet switches to network additional PCs, printers, and other peripherals beyond router capacity.

5 **Premium & Passive CATV Splitters**

Distribute the incoming RF signal to locations throughout a home via coaxial cable using Leviton's passive CATV splitters, or use Premium splitters to optimize the performance of digital cable signals to handle HDTV. The Premium splitter's forward-path internal amplifier provides equal input and output levels on all ports.

6 **Ultra High-Flex Patch Cords**

The structured cabling system you install today will likely change tomorrow. Ultra High-Flex Patch Cords help make changes easy. They allow for tighter radius connections and a cleaner finished appearance inside a dressed Structured Media® Enclosure.

7 **Multi-Room Audio**

The Hi-Fi™ 2 Four Source, Four Zone (4x4) is a quality distributed audio system that integrates easily inside a Structured Media enclosure. It is ideal for controlling, sharing, and listening to audio systems throughout the home. More information on the Hi-Fi™ 4x4 system is available online at leviton.com/hifi4x4.

8 **Integrated Power Supply**

Structured cabling systems rely on active gear that requires low-voltage power and surge protection. Leviton offers power supplies with extra plugs that eliminate the need for bulky power adapters within enclosures.

9 **ISP Modem (provided by service provider)**

The modem converts DSL, cable, or fiber optic signals for Internet access for triple-play service or pure data connections.

Use the online Structured Media® configurator to help design your structured wiring network at leviton.com/homeconfig

LEVITON

STRUCTURED MEDIA® ENCLOSURES

Structured Media® Enclosures

Leviton Structured Media® enclosures provide a convenient termination location for wiring home runs from wall outlets, creating a distribution point for voice, data, audio, and video applications. Available in compact, 14", 21", 28", and 42" sizes to address a broad range of capacities for single family homes, MDUs and light commercial applications, Leviton Structured Media® enclosures support new and retrofit installations.

Features and Benefits

- Enclosures are constructed of white powder-coated 20-gauge steel
- Covers and doors are constructed of white powder-coated 18-gauge steel, and feature 3/4" overlap to hide irregular drywall cuts
- Modules mount vertically or horizontally
- Multiple knock-outs on top and bottom facilitate cable entry and routing
- Knock-out in base of enclosure accommodates Single- and Dual-Gang J-boxes and power modules
- Six 3" self-healing foam grommets included to accommodate and protect cable bundles
- Mounting tabs on housing sidewalls prevent enclosure from falling through the studs during installation
- Can be surface-mounted or recessed
- Combine two or more enclosures for larger installations or future expansion
- Optional lock and key set available for additional security
- Standards compliance: ACA and cULus Listed
- For enclosure configuration assistance, go to leviton.com/homeconfig


A

B


C


D

E


F


G


H


I

STRUCTURED MEDIA® ENCLOSURES | 14", 21" & Compact

Features and Benefits

14" & 21" Enclosures, Covers & Doors

- Entry-level home network enclosures create a central distribution point for low-voltage cabling
- Ideal for apartments, condos, and smaller homes
- 14" enclosure accommodates basic residential networking systems and accessories
- 21" enclosure provides additional room for larger modules and equipment

Compact Structured Media® MDU Enclosures

- Economical solution for MDU connectivity
- Flexibility to accommodate a variety of telephone/video distribution configurations
- Available empty with cover or in two pre-configured kits
- Snap-on cover requires no tools or fasteners
- Molded-in brackets provide quick snap-in convenience for expansion boards
- Angled video-splitter shelf for easy installation
- Hosts three expansion boards and one TV splitter
- Constructed of sturdy white ABS molded plastic
- cULus Listed for communications equipment

14" Structured Media® Enclosures, Covers and Doors

	Description	Cat. No.
	14" Enclosure and Flush-Mount Cover, 15.32" (389.1 mm) H x 15.62" (396.7 mm) W x 3.83" (97.3 mm) D	47605-140
[A]	14" Enclosure, 14.0" (355.6 mm) H x 14.38" (365.3 mm) W x 3.63" (92.2 mm) D	47605-14E
	14" Multi-Dwelling Unit Configuration A Enclosure and Flush-Mount Cover, 15.32" (389.1 mm) H x 15.62" (396.7 mm) W x 3.83" (97.3 mm) D (see page U-7 for knock-out configurations)	47605-1MG
[B]	14" Flush-Mount Cover, 15.32" (389.1 mm) H x 15.62" (396.7 mm) W x 0.20" (5.1 mm) D	47605-14C
[C]	14" Economy Hinged Door, 15.32" (389.1 mm) H x 15.62" (396.7 mm) W x 0.25" (6.4 mm) D	47605-14D
	14" Premium Hinged Door, 15.32" (389.1 mm) H x 15.62" (396.7 mm) W x 0.25" (6.4 mm) D	47605-14P
	14" Premium Vented Hinged Door, 15.32" (389.1 mm) H x 15.62" (396.7 mm) W x 0.25" (6.4 mm) D	47605-14S
	14" Enclosure, job packed, 6 per pack, 14.0" (355.6 mm) H x 14.38" (365.3 mm) W x 3.63" (92.2 mm) D	47605-14G
	14" Flush-Mount Cover, job packed, 6 per pack, 15.32" (389.1 mm) H x 15.62" (396.7 mm) W x 0.20" (5.1 mm) D	47605-14B
	Structured Media® Enclosure Lock & Key for 14", 21", 28", and 42" hinged doors	5L000-L0K

21" Structured Media® Enclosures, Covers and Doors

	Description	Cat. No.
[D]	21" Enclosure, 21.0" (533.4 mm) H x 14.38" (365.3 mm) W x 3.63" (92.2 mm) D	47605-21E
[E]	21" Flush-Mount Cover, 22.35" (567.7 mm) H x 15.62" (396.7 mm) W x 0.20" (5.1 mm) D	47605-21C
[F]	21" Premium Vented Hinged Door, 22.35" (567.7 mm) H x 15.62" (396.7 mm) W x 0.25" (6.4 mm) D	47605-21S
	Structured Media® Enclosure Lock & Key for 14", 21", 28", and 42" hinged doors	5L000-L0K

Compact Structured Media® MDU Enclosures

	Description	Cat. No.
[G]	Compact Structured Media® Enclosure and Cover, empty, 8.02" (203.7 mm) H x 14.38" (365.2 mm) W x 3.71" (94.2 mm) D	47605-MDU
	Compact Structured Media® Enclosure Cover only, 15.375" (390.5 mm) H x 9" (228.6 mm) W x .5" (12.7 mm) D	47605-MDC
[H]	MDU Kit (Compact Structured Media® Enclosure and Cover plus 1x6 Telephone Expansion Board), 8.02" (203.7 mm) H x 14.38" (365.2 mm) W x 3.71" (94.2 mm) D	47604-0F6
[I]	MDU Kit (Compact Structured Media® Enclosure and Cover plus 1x6 Telephone Expansion Board and 6-Way 1 GHz Splitter), 8.02" (203.7 mm) H x 14.38" (365.2 mm) W x 3.71" (94.2 mm) D	47604-F6S

STRUCTURED MEDIA® ENCLOSURES | 28" & 42"

Structured Media® Enclosures

Features and Benefits

28" & 42" Enclosures, Covers & Doors

- Command central for virtually all technology including networking, DSL, cable Internet modem, satellite video, security, VoIP, fax, telephone, intercom, and audio
- Available in MDU and mixed-use configurations
- 28" enclosure accommodates up to 8 distribution modules
- 42" enclosure accommodates up to 12 distribution modules


A


B


C


D


E


F

SPOTLIGHT

Choosing Your Structured Media® Enclosure Cover or Door



Flush-Mount Cover
Screws directly to enclosure frame.



Economy Hinged Door
Hinged flange attaches to left or right side of enclosure.

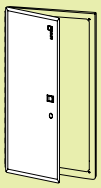

Premium Hinged Door
Full-frame design adds durability and security. Door hinges from left or right.

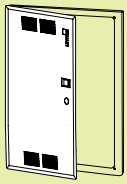

Premium Vented Hinged Door
Full-frame design. Ventilated door hinges from left or right.

28" Structured Media® Enclosures, Covers and Doors

	Description	Cat. No.
	28" Enclosure and Flush-Mount Cover, 29.32" (744.7 mm) H x 15.62" (396.7 mm) W x 3.83" (97.3 mm) D	47605-28W
[A]	28" Enclosure, 28.0" (711.2 mm) H x 14.38" (365.3 mm) W x 3.63" (92.2 mm) D	47605-28N
	28" Multi-Dwelling Unit Configuration A Enclosure and Flush Mount Cover, 29.32" (744.7 mm) H x 15.62" (396.7 mm) W x 3.83" (97.3 mm) D*	47605-2MG
	28" Multi-Dwelling Unit Configuration B Enclosure only, 28.0" (711. 2 mm) H x 14.38" (365.3 mm) W x 3.63" (92.2 mm) D*	47605-M28
	28" Flush-Mount Cover, 29.32" (744.7 mm) H x 15.62" (396.7 mm) W x 0.20" (5.1 mm) D	47605-F28
	28" Economy Hinged Door, 29.32" (744.7 mm) H x 15.62" (396.7 mm) W x 0.25" (6.4 mm) D	47605-28D
[B]	28" Premium Hinged Door, 29.32" (744.7 mm) H x 15.62" (396.7 mm) W x 0.25" (6.4 mm) D	47605-28P
	28" Premium Vented Hinged Door, 29.32" (744.7 mm) H x 15.62" (396.7 mm) W x 0.25" (6.4 mm) D	47605-28S
	28" Enclosure, job packed, 3 per pack, 28.0" (711.2 mm) H x 14.38" (365.3 mm) W x 3.63" (92.2 mm) D	47605-28G
	28" Flush-Mount Cover only, job packed, 3/pack, 29.32" (744.7 mm) H x 15.62" (396.7 mm) W x 0.20" (5.1 mm) D	47605-28B
[C]	28" Pre-Fab Back Plate, 25" (635.0 mm) H x 13.5" (342.9 mm) W x 0.38" (9.65 mm) D	47605-2BP
	Structured Media® Enclosure Lock & Key for 14", 21", 28", and 42" hinged doors	5L000-L0K

42" Structured Media® Enclosures, Covers and Doors

	Description	Cat. No.
	42" Enclosure and Flush-Mount Cover, 43.32" (1,100.3 mm) H x 15.62" (396.7 mm) W x 3.83" (97.3 mm) D	47605-42W
[D]	42" Enclosure, 42.16" (1,070.8 mm) H x 14.38" (365.3 mm) W x 3.63" (92.2 mm) D	47605-42N
	42" Multi-Dwelling Unit Configuration A Enclosure and Flush-Mount Cover, 43.32" (1,100.3 mm) H x 15.62" (396.7 mm) W x 3.83" (97.3 mm) D*	47605-4MG
	42" Multi-Dwelling Unit Configuration B Enclosure only, 42.16" (1,070.8 mm) H x 14.38" (365.3 mm) W x 3.63" (92.2 mm) D*	47605-M42
	42" Flush-Mount Cover, 43.32" (1,100.3 mm) H x 15.62" (396.7 mm) W x 0.20" (5.1 mm) D	47605-F42
	42" Economy Hinged Door, 43.32" (1,100.3 mm) H x 15.62" (396.7 mm) W x 0.25" (6.4 mm) D	47605-42D
[E]	42" Premium Hinged Door, 43.32" (1,100.3 mm) H x 15.62" (396.7 mm) W x 0.25" (6.4 mm) D	47605-42P
	42" Premium Vented Hinged Door, 43.32" (1,100.3 mm) H x 15.62" (396.7 mm) W x 0.25" (6.4 mm) D	47605-42S
[F]	42" Pre-Fab Back Plate, 40.0" (1,016.0 mm) H x 13.5" (342.9 mm) W x 0.38" (9.65 mm) D	47605-4BP
	Structured Media® Enclosure Lock & Key for 14", 21", 28", and 42" hinged doors	5L000-L0K

*Structured Media® Enclosure End Caps

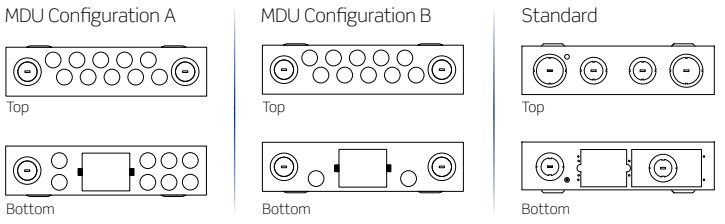

Knock-out sizes support 1" and 2" commercial conduit.

Leviton Extender Brackets provide an additional 2" of depth and enhanced ventilation within Leviton 28" and 48" Structured Media® enclosures. The brackets attach between the enclosure and the cover to form a 2" deep, louvered frame. The increased depth also allows space for better cable management and for larger modules, such as audio amplifiers, to be mounted within the Structured Media® enclosure.

**Extender Bracket (enclosure sold separately)



Multi-Bay FTTH Enclosures

Multi-Bay Enclosures provide excellent termination and mounting locations for both in-home structured wiring and fiber-to-the-home (FTTH) components. Structured wiring components typically mount in the upper section of the dual enclosure and optical network termination (ONT) mounts in the lower section. The dual enclosure can be surface-mounted or mounted between metal or wood wall studs using provided screws.

Features and Benefits

- Multi-bay enclosure design allows separate lockable sections for FTTH integration
- In a separate bay, a full Leviton structured wiring system can be easily connected and optimized up to gigabit speeds to maximize incoming fiber optic connection
- Ideal for new installations or retrofits
- Uses multiple covers or doors to provide access and security
- Flush-Mount cover, economy, premium, and premium vented doors available



A



B

Multi-Bay Enclosures

	Description	Cat. No.
	14" + 14" Dual Multi-Bay Enclosure, 29.64" (752.8 mm) H x 14.30" (363.2 mm) W x 3.63" (92.2 mm) D	47FTH-440
[A]	28" + 14" Dual Multi-Bay Enclosure, 46.64" (1,184.6 mm) H x 14.30" (363.2 mm) W x 3.63" (92.2 mm) D*	47FTH-840
	28" + 14" + 14" Triple Multi-Bay Enclosure, 59.22" (1,504.1 mm) H x 14.30" (363.2 mm) W x 3.63" (92.2 mm) D	47FTH-844
	42" + 14" Dual Multi-Bay Enclosure, 57.64" (1,464.1 mm) H x 14.30" (363.2 mm) W x 3.63" (92.2 mm) D	47FTH-420
	14" + 14" + 14" Triple Multi-Bay Enclosure, 45.22" (1,148 mm) H x 14.30" (363.2 mm) W x 3.63" (92.2 mm) D*	47FTH-240
[B]	28" + 28" Dual Multi-Bay Enclosure, 57.64" (1,464.1 mm) H x 14.30" (363.2 mm) W x 3.63" (92.2 mm) D	47FTH-880

*Minimum order quantity and lead times may apply

SPOTLIGHT

Multi-Bay Enclosure Center Bracket

The specially engineered Multi-Bay Enclosure Center Bracket provides clearance for multiple enclosure covers, allowing in-suite connectivity to be cleanly integrated, while securing access to individual customer and service provider equipment. With multiple knock-outs for different configurations, the center bracket provides a self-contained housing for electrical receptacles, offering protection from Electromagnetic Interference (EMI) and Radio Frequency Interference (RFI).



Related Products
For more information on Covers and Doors **see pages Q-4 to Q-7.**

FTTH Point of Entry Box

The Fiber-to-the Home (FTTH) Point of Entry Box provides a location to terminate fiber coming from a service provider to pigtails at the subscriber's premises. It's a convenient staging demarcation point with quick and easy access for activation as residents request FTTH service.

Features and Benefits

- Provides convenient staging prior to terminating incoming fiber from service provider
- Can mount inside the Structured Media® enclosure or as a stand-alone unit on a wall
- Includes magnet for easy installation and place adjustments
- Includes an SC/APC adapter with two dust caps and two splice sleeves
- Made of ABS plastic



FTH00-00W

Fiber-to-the-Home Solution

Description	Cat. No.
FTTH Point of Entry Box, 3.94" (100 mm) H x 3.15" (80 mm) W x .84" (21 mm) D*	FTH00-00W

*Minimum order quantity and lead times may apply

Media Versatile Panel

The Media Versatile Panel was made for custom retrofits and remodeling. Plywood backing and open architecture allow simple, flexible mounting of all components. This sturdy, industrial-grade panel can be surface mounted or recessed in the wall. Optional mounting brackets available for non-standard stud spacing.

Features and Benefits

- 24" high, 18 gauge steel panel available in black powder coat finish
- Eight 1" or 1.5" conduit fittings on top and bottom facilitate cable entry and routing
- Wall-mount or recess
- Ideal for new installations or retrofits
- Securable door provides maximum protection from dust and unauthorized entry
- 3/8" plywood backing allows open architecture for customizing layout and can accommodate a wide variety of Structured Media® distribution modules



47602-24E

Media Versatile Panel

Description	Cat. No.
Media Versatile Panel w/cover, 24" (609.6mm) H x 14" (355.6mm) W x 6" (152.4mm) D	47602-24E
Mounting Brackets, set of four	47602-BKE

Routers & Switches

Features and Benefits

100 Mbps Router

- 10/100 Mbps data transfer rate
- Enables multiple users to share a single, secure high-speed Internet connection
- Includes four ports for in-home LAN connections
- LEDs indicate power, status, LINK/Activity, 100 Mbps and WAN
- Built-in NAT firewall protects networks from outside observation and provides secure communication for network users
- Customizes web access and filters unwanted sites with URL blocking feature
- UPnP (universal plug-n-play) allows automatic discovery and configuration of the Gateway; UPnP supported by Windows XP® or later

Gigabit Ethernet Switch

- 10/100/1000 Mbps data transfer rate
- Power button arrows for easy power down
- LEDs indicate power; LINK/Activity; and 10, 100, or 1000 Mbps
- Plug-n-play installation
- Auto detect uplink to easily cascade additional hubs, switches, and routers from any port
- Features high-performance, store-and-forward switching architecture with CRC

Gigabit Router

- Compliant with IEEE 802.11a/b/g/n dual band (2.4G & 5G simultaneously) wireless technology capable up to 300+300 Mbps data rate
- Advanced security: 64/128-bit WEP, WPA/WPA2 and WPA-PSK/WPA2-PSK (TKIP/AES encryption)
- Supports Wi-Fi® Protected setup (WPS), NAT firewall, IP/port/URL-based access control, and MAC address filtering
- Includes Gigabit RJ-45 ports (10/100/1000 Mbps) of 1 WAN and 4 LAN ports
- Supports dual-SSID to access different networks through a single AP
- Supports NTP, Virtual Server, UPnP, and DMZ for various networking applications
- Includes USB port for sharing printers and USB mass storages
- Includes bracket for mounting in Structured Media® enclosures

100 Mbps Ethernet Switches

- 10/100 Mbps data transfer rate
- Network additional PCs, printers, and other peripherals beyond router capacity
- Connects to many home office Ethernet devices
- Available in 5- and 8-port versions


A


B


C


D


E

Data Networking Routers and Switches

	Description	Cat. No.
[A]	100 Mbps 4-Port Internet Router, 2.52" (64 mm) H x 6.50" (165.1 mm) W x 3.54" (89.9 mm) D	47611-GT4
[B]	Gigabit 4-Port Router and 300 Mbps Dual-Band Wi-Fi, 6.76" (171.61 mm) H x 4.38" (111.16 mm) W x 1.01" (25.47 mm) D	47611-WG4
[C]	100 Mbps 5-Port Ethernet Switch, 2.52" (64 mm) H x 6.50" (165.1 mm) W x 3.54" (89.9 mm) D	47611-5PT
[D]	100 Mbps 8-Port Ethernet Switch, 2.52" (64 mm) H x 6.50" (165.1 mm) W x 3.54" (89.9 mm) D	47611-8PT
[E]	Gigabit 5-Port Ethernet Switch, 2.52" (64 mm) H x 6.50" (165.1 mm) W x 3.54" (89.9 mm) D	47611-5GB
	Gigabit 8-Port Ethernet Switch, 2.52" (64 mm) H x 6.50" (165.1 mm) W x 3.54" (89.9 mm) D	47611-8GB

SPOTLIGHT

Ultra High Flex Patch Cords

Leviton's HOME 6® and HOME 5e® Ultra High Flex Patch Cables offer extra flexible connectivity inside or outside a Structured Media® Center enclosure. The low profile cables support CAT 6 and CAT 5e data applications, and are available in a variety of colors for color-coding or organization.

See pages Q-3 and Q-12 for more information.



Power Supplies & Surge Protection

Features and Benefits

Surge-Protection, Standard AC Power Modules & J-Box Kits
- Fit in standard 14", 21", 28", and 42" Structured Media® Enclosures
- Surge-protected versions provide enhanced protection and EMI/RFI filtering per UL 1449 standards

DC BUS Module
- Eliminates need for more than two bulky AC/DC power adapters
- Contains six 12 VDC power outputs at up 1500 mA total
- Contains three 24 VDC power outputs at up to 1000 mA total including one F-connector
- Output power cables included for all except 24 VDC F-connector connection

Versatile DC Power Supplies
- 120V AC — 60 Hz input
- Provides 12 VDC outputs with surge protection at 3.34A total
- Includes NEMA 5-15 AC receptacles at 15A total
- Eliminates the need for multiple bulky AC/DC power adapters

AC Surge Modules
- Include six surge-protected NEMA 5-15P receptacles
- Allow six AC/DC power adapters to fit easily into Structured Media® Enclosures
- Powers routers, switches, modems, volume controls, camera hubs, and other Structured Media® mounted devices

Universal Mini DC Power Supplies
- 90-264V AC — 50/60 Hz input
- Provides three 12 VDC outputs with surge protection at 833 mA total
- Eliminate the need for multiple, bulky AC/DC power adapters

Universal DC Power Supplies
- 100-240V AC — 50/60 Hz input
- Provide nine 12 VDC outputs with surge protection at 3.34A total
- Include one IEC AC power receptacle
- For North American and international use
- Eliminates the need for multiple, bulky AC/DC power adapters


A


B


C


D


E


F, G

Power Supplies

	Description	Cat. No.
[A]	Surge J-Box Kit, one duplex receptacle, wallplate	47605-ACS
	Non-Surge J-Box Kit, one duplex receptacle, wallplate	47605-ACN
[B]	Surge AC Power Module, two duplex receptacles	47605-0DP
	Non-Surge AC Power Module, two duplex receptacles	47605-NDP
[C]	DC Bus Module, 12 VDC and 24 VDC	48212-124
[D]	Versatile Power Supply, six 12 VDC connectors and two NEMA 15A receptacles	47605-PSC
[E]	AC Surge Module, six receptacles	48212-06S
[F]	Universal Mini DC Power Supply, three 12 VDC connectors	47605-PSB
[G]	Universal DC Power Supply, nine 12 VDC connectors and one IEC AC receptacle	47605-PSA
	IEC TO NEMA 15A Adapter Power Cord, 12" (accessory for 47605-PSA)	48212-IEC

LEVITON

MOUNTING BRACKETS & PATCH CORDS

Mounting Brackets & Patch Cords


A


B


C


D


E


F


G


H


I


J

Mounting Brackets

	Description	Cat. No.
[A]	Single Plastic Bracket, for single expansion board, white	47612-SBK
[B]	Standard (12" width) Expansion Plastic Bracket, for up to five expansion boards, white	47612-EBK
	Shelf Plastic Bracket, for up to three expansion boards and CATV splitter, white (compact width)	47612-VSB
[C]	Compact (6" width) Expansion Plastic Bracket, for up to three expansion boards, white	47612-HBK
[D]	Data Plastic Bracket, for mounting routers and switches	47612-DBK
[E]	12-Port QuickPort® Mounting Bracket	47600-QPB

Features and Benefits

- Made of sturdy white ABS plastic
- Include push-lock pins
- Snap-in installation in any Leviton 14", 21", 28", or 42" Structured Media® Enclosure
- Allow for cable management via routing under bracket
- 12-port bracket made of black polycarbonate
- 12-port bracket accepts all QuickPort® connectors

Patch Cords

	Description	Cat. No.
[F]	HOME 5e® Ultra High-Flex Patch Cord	5HHOM-xx*
	8-Conductor Flat Telephone Patch Cord, 8" long	42400-8FG

xx length: 6" (6I), 1' (01), 2' (02), 3' (03), or 4' (04)

Features and Benefits

- Low-profile Ultra High-Flex Patch Cords allow tighter radius connections
- Available in five lengths and four colors

Color Choices

*Patch cords are offered in four colors. To order colors, add suffix to Cat. No.

White (-W) Yellow (-Y) Red (-R) Blue (-L)

Multimedia Adapter Bracket and Mounting Plates

	Description	Cat. No.
[G]	Multimedia Adapter Bracket	47612-MMA
[H]	BNC Mounting Plate, 6-pack, loaded	5F100-BNC
[I]	F-Connector Mounting Plate, 6-pack, loaded	5F100-6VF
[J]	QuickPort® Mounting Plate, 6-pack, unloaded	5F100-6QP

Features and Benefits

- Bracket is constructed of white powder-coated steel
- Plates are constructed of black powder-coated steel
- Bracket includes push-lock pins for mounting in Structured Media® Enclosures

Mounting Brackets & Tools

Features and Benefits

- Universal Shelf Bracket allows security batteries and other active products to be mounted inside any Structured Media® Enclosure
- Shelf Bracket includes four 8" long VELCRO® Brand strips, ensuring vertical and horizontal stability
- Universal Security Board Mounting Plate includes four adhesive clips for mounting within any Leviton Structured Media® Enclosure
- Combo Bracket allows Leviton products to be installed in most non-Leviton structured wiring enclosures
- Universal Mounting Brackets allow an unlimited number of upgrades (limited only by enclosure size) to be added to an existing security system terminated within any Leviton Structured Media® Enclosure
- Universal Brackets are sold in pairs with self-tapping screws and spacers to easily connect the largest number of security alarm manufacturers' panels

Universal Security and Shelf Brackets

	Description	Cat. No.
[A]	Universal Shelf Bracket	47612-UBK
[B]	Compact (6" width) Universal Security Board Mounting Plate	47612-HSB
[C]	Standard (12" width) Universal Security Board Mounting Plate	47612-FSB
[D]	Combo Bracket	47612-CBK
[E]	Compact (6" width) Universal Mounting Bracket	47612-6SB
[F]	Standard (12" width) Universal Mounting Bracket	47612-1SB

Residential Accessories

	Description	Cat. No.
	EZ-RJ45 Connector, 50/pack	47613-EZC
	EZ-RJ45 Connector Display Pack, 10/pack	47613-EZR
	Push-Lock Pins for SMCs, 20/pack	47615-NYL
	Reclosable Tie-Wrap, 5" Length, 25/pack	43105-005
[H]	4X4 Telephone Line Breakout Module	47609-4X4
	Reclosable Tie-Wrap, 8" Length, 25/pack	43108-008
	Reclosable Tie-Wrap, 12" Length, 25/pack	43112-012


A


B, C


D


E F


G


H

Residential Tools

	Description	Cat. No.
[G]	Residential Tool Kit includes Punchdown Tool w/ 110 blade, EZ-RJ45® Crimp Tool, Two-Level Coaxial Cable Stripper, UTP Stripping Tool, Coax and Round Wire Cable Cutter, EZ-RJ45 Connectors, and screwdriver	40812-RTK
	Wire Punchdown / Termination Tool, blades sold seperately	49553-814
	110 IDC Blade	49553-110
	66-Clip Blade	49553-066
	BIX® Blade	49553-BIX
	Krone® Blade	49553-KRN
	Awl (woodscrew starter punch)	49553-AWL
	Master Compression Tool	40989-CPT
	UTP Stripping Tool	49660-00P
	Coaxial Stripping Tool	C5914-000
	EZ-RJ45 Crimp Tool	40989-ACT

LEVITON

Twist & Mount, TIDP & Compact Structured Media® Panels

Features and Benefits

Twist & Mount Patch Panels

- Low-profile, high-density, component-rated patching for both voice and gigabit ethernet connections
- Feature simple twist and mount installation
- Offered in Cat 6, Cat 5e, and Cat 6/Cat 5e combined configurations
- Universal T568A and T568B wiring labels ensure compatibility in both residential and commercial installations
- Manufactured from black ABS plastic
- Meet or exceed all TIA-568-C.2 bend radius requirements
- Available in 12- and 24-port versions

Telephone Input Distribution Panels (TIDP)

- Supports four-line telephone distribution
- Offers choice of inputs and outputs: one 4-pair 110-style IDC input, four industry-standard RJ-11 jack inputs for use with "triple play" modems, or 12 modular industry-standard RJ-45 jack outputs
- Includes a security jack for interface with security systems
- Test and auxiliary disconnect outlet (ADO) ports for isolation and testing of telephone line connections
- Includes twelve 8" telephone patch cords


A


B


C


D


E

Twist & Mount Panels and Telephone Distribution Panels

	Description	Cat. No.
	Twist & Mount Patch Panel — 12 ports each of CAT 6 and CAT 5e (24 ports total)	476TM-654
[A]	Twist & Mount Patch Panel — 24 ports of CAT 6	476TM-624
	Twist & Mount Patch Panel — 24 ports of CAT 5e	476TM-524
	Twist & Mount Patch Panel — 6 ports each of CAT 6 and CAT 5e (12 ports total)	476TM-652
	Twist & Mount Patch Panel — 12 ports of CAT 6	476TM-612
[B]	Twist & Mount Patch Panel — 12 ports of CAT 5e	476TM-512
[C]	Telephone Input Distribution Panel (TIDP)	476TL-T12

Features and Benefits

Pre-configured Compact Structured Media® Panels

- Compact series (6" width) pre-configured panels are an ideal solution for basic telephone, data, security interface, and TV distribution in MDUs where space and budget are of primary concern
- Space-saving profile provides four to nine bridged telephone connections, up to four CAT 5e data connections, and up to eight video connections

Pre-configured Compact Structured Media® Panels — Compact Width (6")

	Description	Cat. No.
	1x9 Bridged Telephone and 4-way 1 GHz TV Splitter	47603-1G4
[D]	1x9 Bridged Telephone and 6-way 1 GHz TV Splitter	47603-1G6
	1x9 Bridged Telephone and 8-way 1 GHz TV Splitter	47603-1G8
[E]	1x4 Bridged Telephone, 4 Data, and 6-way 1 GHz TV Splitter	47603-DP6
	1x7 Bridged Telephone, Security Interface, and 6-way 1 GHz TV Splitter	47603-TSV

Standard Structured Media® Panels

Features and Benefits

Pre-configured Standard Structured Media® Panels

- Standard series (12" width) pre-configured panels combine voice, data, and TV modules into a single, simple distribution point
- Several pre-configured options are available with room for customization with additional expansion boards



Pre-configured Standard Structured Media® Panels

	Description	Features	Cat. No.
[A]	Basic Telephone & Video Panel	- One 1x9 Bridged Telephone Board - One 6-way 2 GHz TV Splitter	47606-BTV
[B]	Basic Home Networking Plus Panel	- One Telephone Patching Board - One CAT 5e Voice & Data Board - Six 4-line telephone connections - One 6-way 2 GHz TV Splitter	47606-BNP
	Advanced Home Telephone & Video Panel	- One Telephone Line Distribution Board - 19 multi-line telephone connections (in various combinations of 2 or 4 lines) - One CAT 5e Voice & Data Board - One 6-way 2 GHz TV Splitter	47606-AHT
[C]	Advanced Home Office Panel	- One Telephone Line Distribution Board - 19 multi-line telephone connections (in various combinations of 2 or 4 lines) - Two CAT 5e Voice & Data Boards - One 6-way 2 GHz TV Splitter	47606-ASO
	12-Port Structured Media® Panel	- One Telephone Line Distribution Board - 19 multi-line telephone connections (in various combinations of 2 or 4 lines) - Two CAT 5e Voice & Data Boards	47603-12P
[D]	18-Port Structured Media® Panel	- One Telephone Line Distribution Board - 19 multi-line telephone connections (in various combinations of 2 or 4 lines) - Three CAT 5e Voice & Data Boards	47603-18P
[E]	24-Port Structured Media® Panel	- One Telephone Line Distribution Board - 19 multi-line telephone connections (in various combinations of 2 or 4 lines) - Four CAT 5e Voice & Data Boards	47603-24P
[F]	4x12 Telephone Distribution Panel	- One 4x12 Telephone Distribution Board	47603-12M
	4x12 Telephone Distribution Panel w/ Splitter	- One 4x12 Telephone Distribution Board - One 8-way 2 GHz TV Splitter	47603-412
[G]	4x18 Telephone Distribution Panel	- One 4x18 Telephone Distribution Board	47603-18M
[H]	4x18 Telephone Distribution Panel w/ CAT 5e Board	- One 4x18 Telephone Distribution Board - One CAT 5e Voice & Data Board	47603-8C1

LEVITON

STRUCTURED MEDIA® MODULES & EXPANSION BOARDS

Modules & Expansion Boards


A


B


C


D


E


F


G


H


I


J


K


L


M


N


O

Modules

	Description	Cat. No.
[A]	1x9 Bridged Telephone Module	47689-00B
[B]	CAT 5e Voice & Data Module	47605-C5B
[C]	CAT 6 Voice & Data Module	47611-C6B
[D]	DSL Filter Module	47616-DSF
	Telephone Security Module	47609-TSV

Expansion Boards

	Description	Application	Features	Cat. No.
[E]	CAT 5e Voice and Data Board	Data, Telephone, Fax, Modem	- Patch phone or data connections to six locations - Combine with a TLDM, key system, or network switches - 4-pair 110-type IDC punchdowns - Six CAT 5e RJ-45 ports - Printed circuit board	47603-0C5
[F]	CAT 6 Voice and Data Board	Data, Telephone, Fax, Modem	- TIA-568-C channel-rated for gigabit Ethernet - Combine with gigabit Internet router or Ethernet switch 4-pair 110-type IDC punchdowns and six CAT 6 connectors	47611-0C6
[G]	VDSL Board w/ 1x5 Bridged Phone w/ Data Passthrough IDCs	Data, Telephone, Modem	- Bridge up to four telephone lines to five locations - Connect up to five separate telephones per line - IDC connectors for CAT 5 or CAT 5e wire - Termination point and pass-through for a data connection via IDCs up to 150 MHz	47609-D5P
[H]	Combo Phone & Data Board w/ 1x4 Bridged Phone and 4-Port CAT 5e	Data, Telephone	- Provides data and phone connections on a single board - 1x4 phone portion provides four telephone lines to up to four locations via IDC punchdowns - Four ports of CAT 5e 150 MHz data connections via modular RJ-45 connectors and 4-pair 110-type IDC punchdowns	47609-4DP

Continued on next page

STRUCTURED MEDIA® EXPANSION BOARDS

Continued from previous page

Expansion Boards (Continued)

	Description	Applications	Features	Cat. No.
[I]	1x9 Bridged Telephone Board	Telephone, Fax, Modem	- Bridge up to four telephone lines to nine locations - Connect up to nine separate telephones per line - Printed circuit board - 4-pair 110-type IDC punchdowns	47603-110
[J]	1x6 Bridged Telephone Board	Telephone, Fax, Modem	- Bridge up to four telephone lines to six locations - Connect up to six separate telephones per line - Printed circuit board - IDC connectors for CAT 5 or CAT 5e wire - RJ-45 expansion port	47609-0F6
[K]	1x10 Bridged Telephone Board	Telephone, Fax, Modem	- Bridge up to six telephone lines to 10 locations - Connect up to 10 separate telephones per line - Printed circuit board - IDC connectors for CAT 5 or CAT 5e wire - Security port - Punchdown security interface to accommodate alarm systems	47609-S10
[L]	1x4 Bridged Telephone Board	Telephone, Fax, Modem	- Bridge up to four lines to four locations via IDC punchdowns	47609-004
[M]	Telephone Patching Board/Expanded 4-line Telephone Distribution	Telephone, Fax, Modem	- Bridge up to four telephone lines to seven locations - Printed circuit board module - One incoming 4-pair 110-type IDC punchdown - Seven outgoing RJ-45 connector connections - Combine with a CAT 5e board to route telephone to remote locations	47609-EMP
	DSL Filter Board	Telephone, Modem	- Filters DSL signal from phone line before distribution throughout home or office - Eliminates need for individual filters at wallplate - Use with any phone distribution module - Printed circuit board module w/ RJ-45 connector and 110-type punchdown	47616-DSF
	Telephone Line Distribution Board	Telephone, Fax, Modem	- 19 multi-line telephone connections in combinations of two or four lines - Bridge “line 1” service to 12 locations and four-line service to eight locations - Connect to CAT 5e Voice & Data Board(s) or additional panels for more connections and easier moves/adds/changes - Independent RJ-45 connector and punchdown security interface to accommodate alarm systems	47603-TDM
[N]	4x12 Telephone Distribution Board	Telephone, Fax	- Bridge up to four telephone lines to 12 locations	47603-12B
[O]	4x18 Telephone Distribution Board	Telephone, Fax	- Bridge up to four telephone lines to 18 locations	47603-18B

SPOTLIGHT

Panels, Modules, Boards: What’s the difference?

Pre-configured Structured Media® Panels *include multiple expansion boards combining voice, data, and TV boards into a single distribution point*

Modules *include an expansion board on a single ABS mounting bracket*

Expansion Boards *mount in Structured Media® Panels or Mounting Brackets (see page Q-12 for more information).*



Pre-configured Structured Media® Panels



Module



Expansion Board

Video Distribution & Splitters

Features and Benefits

Premium Amplified CATV/HDTV Module
- Split and/or amplify signal to one, eight, or 16 TVs throughout the home
- Bi-directional circuitry supports advanced interactive applications, as well as standard TV and video inputs
- Forward path internal amplifier provides equal input and output level on all ports; reverse path is not affected
- Unity gain eliminates the need to manually adjust attenuation
- HDTV and digital cable ready, SCTE- and DOCSIS-compliant

Passive CATV/HDTV Splitters
- Split signal to four, six, or eight TVs throughout the home
- Provide digital cable, cable TV, and other TV services via coaxial cable
- Lightweight, strong die-cast housing
- HDTV and digital cable ready SCTE-compliant
- Available with and without Structure Media® Enclosure mounting bracket

3x1 Passive Combiner Module
- Digital CATV compatible
- Provides bi-directional signal path to support cable modem or digital cable communications
- F-ports provide up to 15 psi weather sealing

Video Amplifer Module
- Boosts strength of off-air antenna signal for video distribution throughout the home or office
- Boosts signal strength by up to 25 dB
- Features a variable attenuator for signal amplification level setting and an FM trap to eliminate unwanted FM interference

Multi-Switch Module
- Passive 3x4 Multi-Switch combines signals from digital satellite with off-air antenna onto single coaxial cable
- Distributes digital satellite signals to up to four TVs
- Incorporates a separate input for TV antenna signals and is best used in combination with a Video Amplifier

Premium Modules

	Description	1 GHZ	2 GHZ
[A]	1x1 Premium Video Module	47693-01P	—
[B]	1x8 Premium Video Module	47693-08P	—
[C]	1x16 Premium Video Module	47693-16P	—
[D]	3x1 Passive Combiner	47693-31P	—


A


B


C


D

VIDEO DISTRIBUTION & SPLITTERS

Passive Splitters (with and without Mounting Bracket)

	Description	1 GHZ	2 GHZ
[E]	1x4 Passive Video Splitter w/bracket for 14", 21", 28", and 42" SMCs	47690-04C	47690-4C2
[F]	1x6 Passive Video Splitter w/bracket for 14", 21", 28", and 42" SMCs	47690-06C	47690-6C2
[G]	1x8 Passive Video Splitter w/bracket for 14", 21", 28", and 42" SMCs	47690-08C	47690-8C2
[H]	1x4 Passive Video Splitter	47690-004	47690-0G4
[I]	1x6 Passive Video Splitter	47690-006	47690-0G6
[J]	1x8 Passive Video Splitter	47690-008	47690-0G8


E


F


G


H


I


J

Video Amplifier and Multi-Switch Modules

	Description	1 GHZ	2 GHZ
[K]	Video Amplfier Module	48210-0VA	—
[L]	Multi-Switch Module	47691-3MS	—


K


L

LEVITON

DATA & A/V CONNECTORS

Data & A/V Connectors



Data and A/V Connectors			
	Description	Application	Cat. No.
	QuickPort® HOME 6 Connector, Tool-Free	Voice & low-speed data	61TLS-R†6
	QuickPort® HOME 5e Connector, Standard	Voice & low-speed data	5EHOM-R†5
	QuickPort® CAT 5 Connector	Voice & low-speed data	41108-R‡5
	QuickPort® CAT 3 Connector	Voice & low-speed data	41108-R‡3
[A]	QuickPort® GigaMax® 5e CAT 5e Connector	High-speed data	5G108-R‡5
	QuickPort® Voice Grade 6-Conductor Connector	Voice	41106-R‡6
	QuickPort® Voice Grade 8-Conductor Connector	Voice	41108-R‡8
[B]	QuickPort® BNC Bulkhead Module, standard	CCTV & video	41084-B*F
[C]	QuickPort® BNC Bulkhead Module, gold plated	CCTV & video	40832-0B°
[D]	QuickPort® HDMI Passthrough	TV, DVD, satellite & home theater	40834-00#
	QuickPort® S-Video Feedthrough	Enhanced video streams	40734-CV~
[E]	QuickPort® USB A-A Connector, feedthrough	Computers & peripherals	40835-00~
[F]	QuickPort® 3.5 mm Stereo, screw terminal	Computer audio	40839-S~S
[G]	QuickPort® F-Connector, standard, 3.0 GHz	TV, DVD, satellite & home theater	41084-F*F
[H]	QuickPort® F-Connector, gold plated, 3.0 GHz	TV, DVD, satellite & home theater	40831-0B°
	QuickPort® RCA to 110	Advanced audio & video	40735-Rx†
	QuickPort® RCA w/ black stripe	Advanced audio & video	40830-B*E
	QuickPort® RCA w/ red stripe	Advanced audio & video	40830-B*R
	QuickPort® RCA w/ yellow stripe △	Advanced audio & video	40830-B°Y
	QuickPort® RCA w/ green stripe	Advanced audio & video	40830-B~V
	QuickPort® RCA w/ blue stripe	Advanced audio & video	40830-B~L
	QuickPort® Banana Jack Adapter, gold plated w/ black stripe	Advanced audio	40837-B°E
	QuickPort® Banana Jack Adapter, gold plated w/ red stripe	Advanced audio	40837-B°R
[I]	QuickPort® Binding Post Adapter, gold plated w/ black stripe	Advanced audio	40833-B°E
[J]	QuickPort® Binding Post Adapter, gold plated w/ red stripe	Advanced audio	40833-B°R
	QuickPort® Snap-in Blank Module	Secures unused ports	41084-B*B
[K]	QuickPort® Compression RCA Connector	Advanced audio & video	40782-R•W
[L]	QuickPort® Compression F-Connector (white only)	TV, DVD, satellite & home theater	40782-CPF
[M]	RCA Compression Connector (colored rings included)	CCTV & video	40985-CRU
[N]	Compression F-Connector	CCTV & video	40985-CPF

Color Choices

Data and A/V connectors are offered in a wide rangle of colors. To order colors, add suffix to Cat. No.

White (-W)
Light Almond (-T)
Ivory (-I)
Gray (-G/-GY)
Black (-E)
Brown (-B)
Yellow (-Y)
Orange (-O)
Crimson (-C)
Dark Red (-R)
Purple (-P)
Blue (-L)
Green (-V)

△ = Minimum order quantity and lead times may apply.
~ = Color: White (W), Ivory (I)
x = Inner Barrel Color: Orange (O), Red (R), White (W), Yellow (Y)
† = Color: White (W), Light Almond (T), Ivory (I), Gray (G), Black (E)
• = Inner Barrel Color: Black (E), Yellow (Y), Red (R), Blue (L), Green (V)
‡ = Color: Choose from any of the 13 colors shown at left
* = Color: White (W), Light Almond (T), Ivory (I), Gray (G), Black (E), Brown (B)
° = Color: White (W), Light Almond (T), Ivory (I)
= Color: White (W), Light Almond (T), Ivory (I), Black (E)

Renu® Wallplates & Inserts

Renu® is Leviton's smart electrical and data connectivity screwless wallplate system. These QuickPort® compatible wallplates snap on and off quickly and easily with no tools, simplifying installation and ongoing maintenance. Choose from wallplates and inserts in White On White, Navajo Sand, and Onyx Black.

Features and Benefits

- Inserts accept all QuickPort® connectors
- Screwless wallplates easily snap on to any Renu® insert or device
- Slightly larger size covers wall imperfections
- Tongue and groove design simplifies alignment in multi-gang installations
- Adapter ring allows use of Decora® device with Renu® wallplates
- Available in three standard colors to coordinate with the commercial-grade QuickPort® line (white, light almond, black)
- Additional wallplate colors for switches, dimmers, and outlets available; visit leviton.com/renu
- cULus Listed



Renu® Wallplates and Inserts

	Description	White on White	Navajo Sand	Onyx Black
[A]	Snap-In Blank Module	RE640-BWW	RE640-BNS	RE640-BOB
	Four-Gang Wallplate	REWP4-0WW	REWP4-0NS	REWP4-0OB
	Three-Gang Wallplate	REWP3-0WW	REWP3-0NS	REWP3-0OB
[B]	Dual-Gang Wallplate	REWP2-0WW	REWP2-0NS	REWP2-0OB
[C]	Single-Gang Wallplate	REWP1-0WW	REWP1-0NS	REWP1-0OB
[D]	6-Port Insert	RE640-WW6	RE640-NS6	RE640-OB6
[E]	4-Port Insert	RE640-WW4	RE640-NS4	RE640-OB4
	3-Port Insert	RE640-WW3	RE640-NS3	RE640-OB3
[F]	2-Port Insert	RE640-WW2	RE640-NS2	RE640-OB2
	1-Port Insert	RE640-WW1	RE640-NS1	RE640-OB1



Renu® Wallplate and 2-Port Insert with QuickPort® Connectors

Color Choices

Renu® QuickPort® datacom inserts are offered in three colors. Renu® wallplates are available in many other colors found in section R.



White On White | Navajo Sand | Onyx Black

LEVITON

QUICKPORT® WALLPLATES

QuickPort® Wallplates

Features and Benefits

QuickPort® Flush-Mount & Angled Wallplates
- Angled ports relieve stress on equipment cords
- Manufactured from ABS plastic for superior durability

QuickPort® Stainless Steel Wallplates
- Manufactured from 304 stainless steel in a brushed finish to provide corrosion resistance in a non-magnetic material
- Angled wallplate ports facilitate proper front and rear cable bend radius


A, B

C

D


E, F


I


G, H

QuickPort® Angled Wallplates

	Description	White	Light Almond	Ivory
	4-Port Wallplate	41081-4WP	41081-4TP	41081-4IP
[A]	2-Port Wallplate	41081-2WP	41081-2TP	41081-2IP
[B]	4-Port Wallplate w/ ID window	42081-4WS	42081-4TS	42081-4IS
	2-Port Wallplate w/ ID window	42081-2WS	42081-2TS	42081-2IS

QuickPort® Flush-Mount Wallplates

	Description	White	Light Almond	Ivory
[C]	6-Port Flush Mount, polybag, standard carton	41080-6WP	41080-6TP	41080-6IP
	4-Port Flush Mount, polybag, standard carton	41080-4WP	41080-4TP	41080-4IP
[D]	3-Port Flush Mount, polybag, standard carton	41080-3WP	41080-3TP	41080-3IP
	2-Port Flush Mount, polybag, standard carton	41080-2WP	41080-2TP	41080-2IP
	1-Port Flush Mount, polybag, standard carton	41080-1WP	41080-1TP	41080-1IP

QuickPort® Stainless Steel Wallphone Plates

	Description	Recessed	Flush
[E, F]	1-Port Wallplate	4108W-1SP	4108W-0SP

QuickPort® Single-Gang Stainless Steel Wallplates

	Description	1-Port	2-Port	3-Port	4-Port	6-Port
[G]	Single-Gang Wallplate	43080-1S1	43080-1S2	43080-1S3	43080-1S4	43080-1S6

QuickPort® Single-Gang Stainless Steel Wallplates

	Description	2-Port	4-Port	6-Port	8-Port	12-Port
[H]	Dual-Gang Wallplate	43080-2S2	43080-2S4	43080-2S6	43080-2S8	43080-S12

QuickPort® Angled Stainless Steel Wallplates with ID Windows

	Description	Cat. No.
[I]	4-Port Angled Wallplate, Single-Gang	43081-1L4

Color Choices

QuickPort® wallplates are offered in three colors.

White | Light Almond | Ivory

Related Products
For midway plates in plastic and high-impact nylon **see page R-7 in the Network Infrastructure Solutions section.**

Decora® Wallplates & Multimedia Inserts


A, B


C, D


E

Decora® Single- and Dual-Gang Wallplates

	Description	Single-Gang	Dual-Gang
[A, B]	Decora®, standard size, urea	80401-00*	80409-00*
	Decora®, standard size, nylon	80401-0N*	80409-0N*
	Decora®, standard size, stainless	84401-040	84409-040
	Decora Plus™, standard size, polycarbonate	80301-0S*	80309-0S*
	Decora®, midway, urea	80601-0S*	80609-0S*
	Decora®, midway, nylon	PJ26-00*	PJ262-00*

*Colors: Choose from any of the colors below

QuickPort® Multimedia Wallplate Inserts

	Description	White	Light Almond	Ivory
	6-Port Insert, polybag, standard carton	41646-00W	41646-00T	41646-00I
	4-Port Insert, polybag, standard carton	41644-00W	41644-00T	41644-00I
[C]	3-Port Insert, polybag, standard carton	41643-00W	41643-00T	41643-00I
	2-Port Insert, polybag, standard carton	41642-00W	41642-00T	41642-00I
[D]	1-Port Insert, polybag, standard carton	41641-00W	41641-00T	41641-00I
[E]	HDMI Decora® Insert, feedthrough	41647-00W	—	41647-00I
	DVI Decora® Insert, feedthrough	41648-00W	—	41648-00I

Wallplate Accessories

	Description	Cat. No.
[F]	QuickPort® Shutter Kit (50 shutters)	51084-ICN
	White Label Kit	51084-XLB
[G]	Color Label Kit**	51084-CLB
[H]	Wallplate Mounting Brackets, Single-Gang, bulk polybag pack, 2 brackets per unit, rack pack carton	C0224-000
[I]	Wallplate Mounting Bracket, Dual-Gang, individual polybag pack, rack pack carton	C0225-OCP

**Color Label Kit includes gray, orange, red, yellow, green, blue, purple, and brown (2 sheets of each color)


F, G


H, I

Color Choices Decora® wallplates (A, B) are offered in a wide rangle of colors. To order colors, add suffix to Cat. No.

White (-W) | Light Almond (-T) | Ivory (-I) | Gray (-G/-GY) | Black (-E) | Brown (-B)

Note: 80301 and 80309 are not available in black or brown

LEVITON

QUICKPLATE® WALLPLATES

QuickPlate®

Features and Benefits

- QuickPlate® Wallplates distribute data, phone and TV connections through a preassembled one-piece design
- Rear facing IDC punchdowns and consistent positioning of data and F-connectors reduce ordering problems and eliminate onsite assembly
- All QuickPlates® have a pleasing matte finish
- Robust one-piece wallplate and lead-frame jack design
- Rear facing 110 IDC punchdown for voice and data jacks make termination quick and easy
- Data port accepts CAT 5e with T568A wiring
- Phone port accepts UTP with USOC wiring
- F-connector for video applications is an F-81 style bulkhead connector
- Includes captive screws painted to match wallplate color
- Standard dimensions — 4.61" (117.1mm) H x 2.75" (69.9mm) W x 0.26" (6.5mm) D
- Midway dimensions — 4.99" (126.7mm) H 3.13" (79.4mm) W x 0.26" (6.5mm) D
- CAT 5e connectors meet or exceed applicable standards; labeled for T568A wiring
- Complies with applicable FCC Part 68 requirements
- Supports high megabit and shared-sheath applications
- F-style bulkhead connectors meet or exceed 10dB of return loss at 1 GHz and are SCTE compliant


A


B


C


D

QuickPlate®

	Description	Standard Size Cat. No.	Midway Size Cat. No.
[A]	One Data	5EA20-S1*	5EA20-M1*
[B]	One Data, One F-Style	5EA20-S2*	5EA20-M2*
[C]	One Data, One Phone, One F-Style	5EA20-S3*	5EA20-M3*
[D]	Two Data, Two F-Style	5EA20-S4*	5EA20-M4*

*Colors: Choose from any of the colors below

Color Choices

QuickPlates® are offered in three colors. To order colors, add suffix to Cat. No.


White (-W)


Light Almond (-T)


Ivory (-I)

Cheetah Speed System™

Install attractive phone, data, and video wallplates quickly and easily with the patented Cheetah Speed System™. Using a revolutionary speed anchor with a snap and lock system, the Cheetah Speed System™ reduces installation time by up to 50%, while at the same time offering the elegance and style of screwless wallplates. Decora® inserts in 1-6 ports and wallplates for phone and coax are available in white, ivory light almond, and black.

Features and Benefits

- Patented speed anchor enables devices and wallplates to be installed without screws
- Self-aligning inserts increase installation speed by up to 50%


A


B


C


D

Cheetah Speed System™ Inserts*

	Description	White	Lt. Almond	Ivory	Black
[A]	3-Port Insert, includes blank insert	5020C-00W	5020C-00T	5020C-00I	5020C-00E
	Decora® Insert Coax	CH181-00W	CH181-00T	CH181-00I	CH181-00E
	Decora® Insert Telephone	CH149-00W	CH149-00T	CH149-00I	CH149-00E
[B]	Decora® Insert Telephone/ Coax Combo	CH159-00W	CH159-00T	CH159-00I	CH159-00E

Cheetah Speed System™ Boxes and Brackets

	Description	White	Lt. Almond	Ivory	Black
[C]	Single-Gang Non-Metallic Datacom Box, multiples of 50	—	—	—	3005C-C00
[D]	Single-Gang Low-Voltage Datacom Cut-in Bracket, multiples of 50	—	—	—	4007C-C00

*Minimum order quantity and lead times may apply

Color Choices

Cheetah Speed System™ inserts are offered in four colors.

White | Light Almond | Ivory | Black

SPOTLIGHT

Cheetah Speed System™

Leviton offers a complete line of Cheetah Speed System™ products including data and audio inserts, dimmers and fan controls, switches, receptacles, and a broad selection of screwless wallplates. The entire system uses the innovative, electrician-developed speed anchor system that enables devices to be installed without screws in a minimum of time.

To learn more, go to leviton.com/cheetah



LEVITON

IN-WALL/CEILING JBL® SPEAKERS

In-Wall/Ceiling JBL® Speakers

JBL® studio speakers have a reputation for incorporating the most advanced audio materials, technologies, and precision engineering available. These same features and technologies are built into the Leviton Architectural Edition® Powered by JBL® Series audio equipment.

Features and Benefits

Leviton Architectural Edition® Powered by JBL® Wall & Ceiling Speakers

- JBL® titanium-laminate drivers maintain accuracy and clarity even at frequency extremes
- Straight-line Signal Path™ (SSP®) crossover network for minimal signal distortion
- Long-excursion woofers with butyl-rubber half-round surrounds and extended pole-piece magnetic structures for maximum bass impact and dynamic range
- Low-diffraction, swivel-tweeter mounting system for optimum stereo imaging
- Heavy-duty push-type input terminals for long-term connection integrity
- Integrated dog-ear mounting brackets (optional rough-in kits available for pre-construction installation in new homes)
- Acoustically transparent, paintable grills

Pre-Construction Kits

- Pre-construction kits ensure that speaker locations and wiring are preserved and protected during construction, allowing for a cleaner, faster, and more precise installation during the trim-out stage
- Fire Rated Back-Box enclosure meets fire code for MDU and residential installations



A



B



C



D

Leviton Architectural Edition® HOME ENTERTAINMENT SYSTEMS powered by JBL®

Leviton Architectural Edition Powered by JBL® In-Wall and In-Ceiling Speakers

	Description	Cat. No.
[A]	Pair of 6.5" Two-Way In-Wall Loudspeakers, 80 watts, 8 ohms	AEI65-000
[B]	Pair of 8" Two-Way In-Wall Loudspeakers, 100 watts, 8 ohms	AEI80-000
[C]	Pair of 6.5" Two-Way In-Ceiling Loudspeakers, 80 watts, 8 ohms	AEC65-000
[D]	Pair of 8" Two-Way In-Ceiling Loudspeakers, 100 watts, 8 ohms	AEC80-000
	6.5" Two-Channel / Single Location Two-Way In-Ceiling Loudspeakers, two titanium tweeters, dual voice-coil titanium-laminate woofer 50 watts/channel, 8 ohms	AEM65-000

Pre-Construction Kits

Description	Cat. No.
6.5" Pre-Construction Speaker Kit for in-wall installations	AEPI6-KIT
8" Pre-Construction Speaker Kit for in-wall installations	AEPI8-KIT
Fire Rated Back-Box Enclosure (Required for 6.5" in-ceiling speakers AEC65, AEM65 — see page Q-27 for photo)	AEBC6-000
8" Pre-Construction Speaker Kit for In-Ceiling Speaker	AEPC8-KIT

In-Wall/Ceiling Spec-Grade™ Sound Speakers

When the specs call for quality audio, rely on Leviton's award-winning Spec-Grade™ Sound indoor speaker line for technical innovation and value.

Features and Benefits

Spec-Grade™ Sound Speakers

- AeroNylon tweeter diaphragm provides crystal-clear treble response and exceptionally accurate tracking of even the most challenging musical transients
- Built-in AutoSurge® circuit protection helps prevent speaker damage
- Advanced phase/time alignment guide properly aligns sound without misaligning the tweeters
- Precision dividing network ensures total audio signal electronic integrity up to the last microsecond before the signal is converted into sound
- Inert mounting frame with "dogleg" installation points eliminates any transmitted vibrations that could alter in-wall or ceiling sound quality
- Acoustically transparent, paintable grills

Pre-Construction Kits

- Pre-construction kits ensure that speaker locations and wiring are preserved and protected during construction, allowing for a cleaner, faster, and more precise installation during the trim-out stage
- Fire-Rated Back-Box enclosure meets fire code for MDU and residential installations



A



B



C

SPEC GRADE SOUND™

Spec-Grade™ Sound In-Wall/In-Ceiling Indoor Speakers

	Description	Cat. No.
[A]	Pair of 6.5" Spec-Grade™ Two-Way In-Ceiling Loudspeakers, 120 W peak/ 60 W RMS, 8 ohms	SGC65-00W
[B]	Pair of 6.5" Spec-Grade™ Two-Way In-Wall Loudspeakers, 120 W peak/ 60 W RMS, 8 ohms	SGI65-00W
	Replacement Grill for SGC65	SGC65-GRL
	Replacement Grill for SGI65	SGI65-GRL

Pre-Construction Kits

	Description	Cat. No.
	Rough-in Bracket for 6.5" In-Wall Loudspeakers	PCI65-KIT
[C]	Fire-Rated Back-Box Enclosure (Required for 6.5" in-ceiling speakers SGC65)	AEBC6-000

LEVITON

OUTDOOR SPEAKERS

Outdoor Speakers

Features and Benefits

Leviton Architectural Edition® Powered by JBL® Outdoor Speakers

- Elliptical Oblate Spheroidal™ (EOS) Waveguide technology for high-frequency dispersion
- Straight-line Signal Path™ (SSP®) crossover networks for minimal signal distortion
- 5-way binding post input terminals for long-term connection integrity
- Mounting brackets included

Leviton Spec-Grade® Sound Outdoor Utility Two-Way Loudspeakers

- 5.25" silicate-fiber cone low-frequency transducer with butyl rubber surround
- 5" poly-dome high-frequency transducer
- Element-resistant polypropylene enclosure, gold-plated binding terminals, and aluminum mounting bracket with stainless-steel hardware



A



B

Leviton Architectural Edition Powered by JBL® Outdoor Speakers

	Description	Cat. No.
[A]	Pair of Outdoor/All-Weather Two-Way Loudspeakers in Enclosure, 0.75" tweeter, 4" woofer, 150 watts, 8 ohms	AEN24-000

Leviton Spec-Grade Sound In-Wall/In-Ceiling Outdoor Speakers

	Description	Cat. No.
[B]	Pair of Outdoor/Utility Two-Way Loudspeakers in Enclosure, 0.5" tweeter, 5.25" woofer, 120 watts, 8 ohms	SGO99-00W
	Replacement Grill for SGO99-00W	SGO99-GRL

SPOTLIGHT

Smartphone Convenience, Connected Home Performance

More homeowners are sending music and movies from their smartphones to HDTVs or home entertainment systems over Apple Airplay®, Airport Express®, or Apple TV® devices. Leviton offers wiring diagrams and equipment lists to help you integrate these Apple products with Leviton Structured Media® Systems and speakers. We'll help you connect the dots to easily share music, videos, and photos on a grand scale.

To learn more, go to leviton.com/connectedhome



Home Theater Speakers

Features and Benefits

In-Wall Speakers
- Straight-line Signal Path™ (SSP®) crossover network for minimal signal distortion
- JBL® titanium-laminate drivers, pure titanium tweeter, and polymer-coated aluminum woofers maintain musical accuracy and clarity, even at frequency extremes
- Low-diffraction, swivel-tweeter mounting system of optimum stereo imaging

Shelf-Mount Center Channel Speaker
- Straight-line Signal Path™ (SSP®) crossover network for minimal signal distortion
- Dual 5" JBL® PolyPlas™ cone woofers
- FreeFlow flared port for increased bass response without added port noise

Subwoofer
- JBL® PolyPlas™ woofer for low frequencies
- High-efficiency, high-current switching amplifier
- Freeflow flared port for increased bass response without added port noise
- Built-in technologies allow simple adjustment for room acoustics and personal preference
- LFE and line level inputs for maximum connection flexibility

Surround-Sound Home Cinema System
- Includes five 2-way magnetically shielded satellite speakers with 2.5" (63.5 mm) woofer and 0.5" (12.7 m) tweeter; one 8" (200 mm) 100 watt powered subwoofer with LFE and a built-in crossover network, plus five adjustable mounting brackets and subwoofer input RCA cable
- Five-channel system can be expanded to 6.1 or 7.1 surround sound with optional satellite speakers


A


B


C


D

Leviton Architectural Edition Powered by JBL® Home Theater Speakers

	Description	Cat. No.
[A]	Dual 5" Two-Way In-Wall Center Channel Home Theater Loudspeakers, 120 watts, 8 ohms	AEI55-000
[B]	Dual Channel Two-Way Shelf-Mounted Center Channel Loudspeaker w/silver grill, 75 watts/300 watts, 8 ohms	AECCS-VCE
[C]	Powered 12" Subwoofer w/ amplifier w/ silver grill, 400 watts RMS, 700 watts peak, 8 ohms	AESUB-012
[D]	Five-Channel Surround-Sound Home Cinema Speaker System w/100-watt powered subwoofer and 5 satellite speakers	AEH50-0**
	System-Matched Satellite Speaker for 6.1 and 7.1 surround sound expansion	AESS5-0**
	Single-Gang Decorative Satellite Speaker Adapter Wallplate/Bracket	AEPHK-0**
	Pre-Construction Kit, in-wall center channel shelf for use with AEI55-000	AEPIS-KIT

**Color: Available in White (WH) or Black (BL)

Volume Controls & Audio Distribution Modules

Features and Benefits

Decora® Strauss Transformer-Free Volume Controls

- Contemporary slider design brings precision and elegance to any installed audio system
- Available in both standard and impedance-matched versions
- Volume control uses standard Decora® wallplate in a standard J-Box or low-voltage mounting ring
- Color-change kits ensure the right finishing touch for every application

System Matching Module

- Combine with non-impedance-matching Decora® Volume Controls to control up to six speaker pairs (cannot be used with impedance-matching volume controls)
- AutoSurge™ circuit technology protects speakers from potentially damaging transients
- Designed to mount in Leviton Structured Media® Enclosures

1x6 Audio Distribution Module

- Combines with impedance-matching Volume Controls to control up to six speaker pairs from an amplifier or receiver
- Designed to mount in Leviton Structured Media® enclosures and connect to six rooms/zones



A



B



C

Audio System Volume Controls

	Description	Cat. No.
[A]	Decora® Strauss Transformer-Free Slider Volume Control, analog, 200 watts peak, 100 watts RMS, 4-16 ohms, 8 ohm nominal (for use with SGAMP-000) (Decora® wallplate sold separately, see page Q-23)	SGVST-00W
	Decora® Strauss Transformer-Free Impedance-Matching Slider Volume Control, analog, 200 watts peak, 100 watts RMS, 4-16 ohms, 8 ohm nominal (for use with 48211-06A)	SGVSM-00W
	Decora® Strauss Color Change Kit, converts to light almond	SGVCK-0LA
	Decora® Strauss Color Change Kit, converts to ivory	SGVCK-00I
	Decora® Strauss Color Change Kit, converts to black	SGVCK-00E

System Matching Module

	Description	Cat. No.
[B]	System Matching Module for impedance-matching passive two-channel multi-room audio systems (for use with SGVST-00W)	SGAMP-000

1x6 Audio Distribution Module

	Description	Cat. No.
[C]	1x6 Passive Audio Module (for use with SGVSM-00W)	48211-06A

Color Choices Audio System volume controls are offered in white. Color change kits are available in three other colors, below.

White | Light Almond | Ivory | Black

SPOTLIGHT

USB Receptacles and Mobile Device Station (MDS)

Leviton's Mobile Device Station creates a convenient mounted location to charge a portable device without the need to make new holes in a wall. Compatible with many popular smartphones and MP3 players including iPhone®, iPod Touch®, and popular Android® and Blackberry® devices. Built-in cable management keeps your charging cable ready for when you need it.

Install the Mobile Device Station (47112-00W) next to a Leviton USB Charger & Tamper-Resistant Receptacle (T5630-00W) for a quick, convenient way to charge your smartphone or other device.

See pages Q-32 to Q-33 for more information.



Mobile Device Station (wallplate (80409-00W), USB/Receptacle (T5630-00W), and phone not included)

Related Products
For Decora® wallplates **see page Q-23.**

LEVITON

Home Theater & Recessed Receptacles & Mobile Device Station

Features and Benefits

Home Theater, Multi-Room & Speaker Wallplates

- Designed for easy installation of cables using low-voltage rings and standard low-voltage junction boxes
- Home Theater Interface wallplate (AEHTK) accommodates 5.1 to 7.1 channel surround-sound systems, and features RCA connectors for subwoofer connection and two extra QuickPort® openings
- Multi-room Audio wallplate (AEMRK) accommodates left and right audio speakers (± connections), and two extra openings for additional QuickPort® connectors (e.g., adding a subwoofer or 3.5 mm stereo phone jack)
- Speaker wallplate allows for simple, solderless connections to any home entertainment speaker system

Recessed Entertainment Box (REB)

- Affordable solution manages home theater electronics in a single location
- Ideal for new construction (stud-mounted) and retrofit (wall-mounted) applications
- Low-profile frame provides neat, recessed installation
- Optional high-profile cover includes sliding plastic front panels, and channels all wires through the bottom of the unit

Recessed Single-Gang Receptacle

- Fits most standard electrical boxes
- Supplies AC power for one or two components (flat panel TVs and video receiver)
- cULus approved, code-compliant solution

Recessed Dual-Gang Duplex Receptacle with Six QuickPort® Openings

- Centralizes connection points for AC power, audio, video, data, and phone
- Includes plastic electrical box for use in new and retrofit construction
- UL approved, code-compliant solution

Mobile Device Station

- Turns a receptacle outlet into a convenient storage location for smartphones and MP3 players
- Installs without creating any new holes in the wall
- Available in both Decora® and Renu® styles
- Integrated cable management keeps charging cables organized and protected
- Requires a Leviton wallplate, sold separately
- Ideal with Leviton USB charger/tamper-resistant receptacle


A


B


C


D


E


F


G


H


I


J

HOME THEATER & RECESSED RECEPTACLES & MOBILE DEVICE STATION

Home Theater and Multi-Room Wallplates

	Description	Cat. No.
[A]	Home Theater Interface Wallplate, 14 gold-plated spring clips, two RCA connectors, two QuickPort® openings	AEHTK-000
[B]	Multi-Room Install Wallplate, two gold-plated spring clips, two QuickPort® openings	AEMRK-000
[C]	Single-Gang Single Spring-Clip Device Audio/Video Wallplate, standard size, polymer break resistant, box mount	40951-1P*
[D]	Single-Gang Double Spring-Clip Device Audio/Video Wallplate, standard size, polymer break resistant, box mount	40952-2P*

Recessed Devices and Entertainment Box

	Description	Cat. No.
	Single-Gang Recessed Single Receptacle 15A-125V AC, 2-Pole, 3-Wire — NEMA 5-15R, includes clock hanger hook	00688-00*
	Single-Gang Recessed Single Receptacle, Non-Magnetic Stainless Steel 15A-125V AC, 2-Pole, 3-Wire — NEMA 5-15R, includes clock hanger hook	05261-0CH
[E]	Single-Gang Recessed Duplex Receptacle 15A-125V AC, 2-Pole, 3-Wire — NEMA 5-15R	00689-00**
	Single-Gang Recessed Single Receptacle, Non-Magnetic Stainless Steel 20A-125V AC, 2-Pole, 3-Wire — NEMA 5-20R, includes clock hanger hook	05361-0CH
[F]	Dual-Gang Recessed Duplex Receptacle and Openings for six QuickPort® Modules 15A-125V AC, 2-Pole, 3-Wire — NEMA 5-15R (four blank inserts included)	00690-00*
[G]	Recessed Entertainment Box w/Low-Profile Frame	47617-REB
	Recessed Entertainment Box w/High-Profile Cover	47617-RBH
	High-Profile Cover	47617-HPC
	Low-Profile Frame	47617-LPF
	Replacement Snap-in Plates, 2 per bag	47617-PLT

*Color: White (W), Ivory (I).
**Color: White (W), Lt. Almond (T), Ivory (I), Black (E)

Mobile Device Station and USB Charger/Receptacle

	Description	Cat. No.
[H]	Decora® Mobile Device Station, White	47112-00W
	Decora® Mobile Device Station, Light Almond	47112-00T
	Decora® Mobile Device Station, Black	47112-00E
[I]	Renu® Mobile Device Station, White on White	47112-RWW
	Renu® Mobile Device Station, Navajo Sand	47112-RNS
	Renu® Mobile Device Station, Onyx Black	47112-ROB
[J]	USB Charger/Tamper-Resistent Receptacle, White only	T5630-00W

Color Choices

See charts above for color choices of select items.



White | Light Almond | Ivory | Black | White on White | Navajo Sand | Onxy Black

LEVITON

TELEPHONE ACCESSORIES

Telephone Accessories


A


B


C


D

Wall Phone Jacks and Wallplates			
	Description	**White**	**Ivory**
[A]	Wall Phone Jack, 6P4C, carded unit pack	—	C0253-00I
[B]	Surface Mount Jack, Type 625A, 6P4C, carded unit pack	C2452-00W	C2452-00I
[C]	Surface Mount Jack with Block & Cover, 6P4C, carded unit pack	—	C0245-00I
	Surface Mount Mini Jack, 6P4C, carded unit pack	C0252-00W	C0252-00I
[D]	Surface Mount Duplex Jack, 6P4C, carded unit pack	C2680-00W	C2680-00I


E


F


G


H


I


J

Outlet Adapters and Cord Couplers			
	Description	**White**	**Ivory**
[E]	2-Outlet Adapter, 4-Conductor, carded unit pack	C0247-00W	C0247-00I
[F]	3-Outlet Adapter, 4-Conductor, carded unit pack	C0248-00W	C0248-00I
[G]	5-Outlet Adapter, carded unit pack	—	C0261-00I
[H]	In-Line Cord Coupler, 4-Conductor, carded unit pack	C0250-00W	C0250-00I
[I]	In-Line Duplex Cord Coupler, 4-Conductor, carded unit pack	C0280-00W	C0280-00I
[J]	4-Prong to Modular Adapter, 4-Conductor, carded unit pack	—	C0246-00I


K


L


M

Line Cords			
	Description	**White**	**Ivory**
[K]	7' 4-Conductor, carded unit pack	C2413-07W	C2413-07I
	15' 4-Conductor, carded unit pack	C2413-15W	C2413-15I
	25' 4-Conductor, carded unit pack	C2413-25W	C2413-25I
	50' 4-Conductor, carded unit pack	C2413-50W	C2413-50I

Line Extension Cords			
	Description	**White**	**Ivory**
[L]	25' Line Extension Cord, 4-Conductor, carded unit pack	C2406-25W	C2406-25I
[M]	25' Duplex Line Extension Cable, 4-Conductor, carded unit pack	—	C2427-25I

Color Choices Telephone accessories are offered in two colors.

White Ivory

TELEPHONE ACCESSORIES

Handset Cord

	Description	White	Ivory	Black
[A]	Handset Cord, 4-Conductor, carded unit pack	C2407-xxW	C2407-xxI	C2407-xxE

Handset Untangler

	Description	Clear
[B]	Handset Untangler, carded unit pack	C2429-00C

Replacement Plugs

	Description	Clear
[C]	6P4C Replacement Line Plugs, 6 per carded unit pack, clear	C0257-000
	6P4C Replacement Line Plugs, bulk polybag pack (25/pack)	49404-000
[D]	Replacement Modular Handset Plugs, 6 per carded unit pack	C2453-0CL

xx length: 15' or 25'


A


B


C


D

Color Choices Handset cords are offered in three colors.


White Ivory Black

1 and 2 Gang Wallplate Mounting Brackets

	Description	Cat. No.
	Wallplate Mounting Brackets, 1 Gang, contractor pack, 10 per unit pack, rack pack carton, 2 per carded unit pack	C0224-0CP
[E]	Wallplate Mounting Brackets, 1 Gang, bulk polybag pack, 2 brackets per unit, rack pack carton	C0224-000
	Wallplate Mounting Bracket, 2 Gang, contractor pack, 5 per unit pack, rack pack carton	C0225-0CP
	Wallplate Mounting Bracket, 2 Gang, individual polybag pack, rack pack carton	C0225-000

Metal Extension Brackets

	Description	Cat. No.
[F]	2 Gang Metal Extension Brackets, bulk polybag pack	47610-002
[G]	3 Gang Metal Extension Brackets, bulk polybag pack	47610-003

Nail-In Phone Wire Clips

	Description	Ivory
[H]	Nail-In Phone Wire Clips, 20 per carded unit pack	C2441-000

Base and Handset Cord Crimping Tool

	Description	Cat. No.
[I]	Base & Handset Cord Crimping Tool, carded unit pack	C0260-00I


E


F-G


H


I

LEVITON

VIDEO ACCESSORIES

Video Accessories


A


B


C



D



E


F

RG6 Coax Cable, Gold Plated

	Description	Cat. No.
[A]	RG6 Coax Cable, gold plated	C6851-xx*

xx = Length: 3' (G3), 6' (G6), 12' (1G), 25' (2G), 50' (5G) or 100' (GC).
* = Colors: Choose from any of the colors below.

RG6 Coax Cable, Nickel

	Description	Cat. No.
[B]	RG6 Coax Cable, nickel	C6851-xx*

xx = Length: 3' (03), 6' (06), 12' (12), 25' (25), 50' (50) or 100' (0C).
* = Colors: Choose from any of the colors below.

Two-Way Splitter — One 75 Ohm Input to Two 75 Ohm Outputs

	Description	Cat. No.
	Two-Way Splitter, carded unit pack	C5002-000
[C]	Two-Way Splitter, gold plated, carded unit pack	C5002-0GO
	Two-Way Splitter, gold plated, individual polybag pack	40987-002

Three-Way Splitter — One 75 Ohm Input to Three 75 Ohm Outputs

	Description	Cat. No.
	Three-Way Splitter, carded unit pack	C5003-000
[D]	Three-Way Splitter, gold plated, individual polybag pack	40987-003

Four-Way Splitter — One 75 Ohm Input to Four 75 Ohm Outputs

	Description	Cat. No.
[E]	Four-Way Splitter, carded unit pack	C5004-000
	Four-Way Splitter, gold plated, carded unit pack	C5004-0G0
	Four-Way Splitter, gold plated, individual polybag pack	40987-004

75 Ohm Termination Cap for F-Connector Jacks

	Description	Cat. No.
[F]	75 Ohm Termination Cap, 25 per polybag pack	40984-000

Color Choices Telephone accessories are offered in two colors. To order colors, add suffix to Cat. No.

White (-W) Black (-E)

RCA to F-Type Video Adapter (Connects a 75 Ohm female jack to RCA plug)

	Description	Cat. No.
[A]	RCA to F-Type Video Adapter, carded unit pack	C5205-000

75 Ohm Push-On Connector (Converts twist-on connection to push-on connection)

	Description	Cat. No.
[B]	75 Ohm Push-On Connector, 2 per carded unit pack	C5235-000
	75 Ohm Push-On Connector, gold plated, 2 per carded unit pack	C5235-0GO

75 Ohm In-Line Cable Connector (Double female F-connector for joining two cables together)

	Description	Cat. No.
[C]	75 Ohm In-Line Cable Connector, 100 per bulk polybag	40986-000*
	*Note: Retainer nut for wallplate mounting not provided.	

Indoor Matching Transformer (Converts 75 Ohm incoming signal into 300 Ohm)

	Description	Cat. No.
[D]	Indoor Matching Transformer, carded unit pack	C5052-000
	Indoor Matching Transformer, gold plated, carded unit pack	C5052-0GO

1-Piece and 2-Piece Crimp-on F-Connectors (Terminates 75 Ohm w/ Crimp-on male F-Connector)

	Description	Cat. No.
[E]	**One-Piece Crimp-On F-Connector for RG6 Quad Shield**	
	Bulk polybag order in increments of 100, nickel plated	40985-0Q6
[F]	**One-Piece Crimp-on F-Connector for RG59**	
	Bulk polybag order in increments of 100, nickel plated	40985-1P9
	2 per carded unit pack, nickel plated	C5307-000
	2 per carded unit pack, gold plated	C5307-0G0
[G]	**One-Piece Crimp-on F-Connector for RG6**	
	Bulk polybag order in increments of 100, nickel plated	40985-1P6
[H]	**Two-Piece Crimp-on F-Connector for RG59**	
	Bulk polybag order in increments of 100, nickel plated	40985-2P9
	2 per carded unit pack, nickel plated	C5009-000
	2 per carded unit pack, gold plated	C5009-0G0
[I]	**Two-Piece Crimp-on F-Connector for RG6**	
	Bulk polybag order in increments of 100, nickel plated	40985-2P6
	2 per carded unit pack, nickel plated	C5007-000
	2 per carded unit pack, gold plated	C5007-00G


A


B


C


D


E


F-G


H-I

VIDEO ACCESSORIES

Video Accessories


A



B


C


D


E

Outdoor Matching Transformer (Converts 300 Ohm incoming signal into 75 Ohm. Includes waterproof slip-on boot)

	Description	Cat. No.
[A]	Outdoor Matching Transformer, carded unit pack	C5053-000

75 Ohm A/B Switch

	Description	Cat. No.
[B]	75 Ohm A/B Switch, carded unit pack (Two 75 Ohm incoming signals into one 75 Ohm output. A/B switch selects signal to be viewed.)	C5101-000

6' Stereo Dubbing Cable

	Description	Cat. No.
[C]	6' Stereo Dubbing Cable, carded unit pack High quality wire and extra shielding. Cables and adapters needed to connect two VHS VCR's.	C5822-000
[D]	6' Stereo Dubbing Cable, gold plated, carded unit pack Molded gold plated RCA plugs with strain-relief.	C5856-0GO

6' S-Video Cable

	Description	Cat. No.
[E]	6' S-Video Cable, carded unit pack	C5853-006


F


G


H


I


J

Coax Cable Clips (Nail-in clips to manage RG59 or RG6 coaxial cable)

	Description	Cat. No.
[F]	Coax Cable Clips, 10 per carded unit pack	C5811-000

DSS® 75 Ohm and 2.0 gHz Combiner with DC Blocking
(Connects one antenna/cable TV input and one DSS® 2.1 gHz input, to one combined output)

	Description	Cat. No.
[G]	DSS® 75 Ohm and 2.0 gHz Combiner with DC Blocking, gold plated, carded unit pack	40856-DSS

DSS® Signal Amplifier (Provides 12 dB in-line signal amplification)

	Description	Cat. No.
[H]	DSS® Signal Amplifier, gold plated, carded unit pack	40866-DSS

DSS® 2- and 4-Way Splitter

	Description	Cat. No.
[I]	DSS® 2-Way Splitter, gold plated, carded unit pack, connects one input to two outputs. All ports 2.1 gHz.	40867-DSS
[J]	DSS® 4-Way Splitter, gold plated, carded unit pack, connects one input to four outputs. All ports 2.1 gHz.	40868-DSS

Audio Accessories


A


B


C

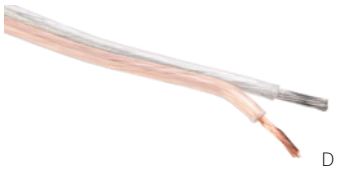
D

RCA Y Adapter — 1 RCA Plug to 2 RCA Jacks
(Splits audio signal into two outputs. One male RCA connector to two female RCA connectors)

	Description	Cat. No.
[A]	RCA Y Adapter, carded unit pack	C5405-000

RCA Patch Cable — 4 RCA Plugs to 4 RCA Plugs (Yellow, white, red and black plugs on both ends)

	Description	Cat. No.
[B]	Black Cable with Color-Coded Plugs (Y-W-R-B), carded unit pack	C5454-003

AWG Speaker Wires

	Description	Cat. No.
[C]	18/2 AWG Speaker Wire, 25', sleeve unit pack	X3301-25C
	18/2 AWG Speaker Wire, 100', sleeve unit pack	X3301-100
	18/2 AWG Speaker Wire, 250', spool unit pack	W5212-250
[D]	14/2 AWG Speaker Wire, 50', sleeve unit pack	X3324-50C
	14/2 AWG Speaker Wire, 100', sleeve unit pack	X3324-100
	14/2 AWG Speaker Wire, 250', spool unit pack	W5214-250

TOOLS

Tools

Professional, heavy duty tool for crimping coaxial connectors onto RG6 or RG59 cables. Plastic handle grips protect hands. Stripper adjusts for use with RG6 and RG59 cables.

Coaxial Cable Crimping and Stripping Tool Kit

	Description	Cat. No.
[A]	Coaxial Cable Crimping & Stripping Tool Kit	C5917-000


A


B


C


D


E

Coaxial Stripping Tool

	Description	Cat. No.
[B]	Coaxial Stripping Tool, carded unit pack, rack pack carton	C5914-000

Coaxial Crimping Tool

	Description	Cat. No.
[C]	Coaxial Crimping Tool, carded unit pack	40988-000

Base and Handset Crimping Tool

	Description	Cat. No.
[D]	Base & Handset Crimping Tool	C0260-00I

Punch Down Tool

	Description	Cat. No.
[E]	Non-impact 110 Punch Down Tool	C0110-110

Network Infrastructure Solutions

R

Copper Solutions R-2
- Category-Rated & USOC Connectors R-2
- Wallplates & Housings R-5
- Patch Cords & Cable Assemblies R-21
- Patch Panels R-24
- Cross Connect R-31
- A/V Connectivity R-36
- Tools & Labeling R-41

Fiber Optic Solutions R-44
- Enclosures, Panels & Accessories R-44
- Patch Cords & Cable Assemblies R-52
- Connectors & Housings R-54
- Tools & Consumables R-60

Cable Management Solutions R-64
- Versi-Duct® System R-64
- Cable Managers & Accessories R-66
- Zone & Wireless Access Point Enclosures R-72

Power Solutions R-74
- Power Distribution Units R-74



QuickPort® CAT 6A UTP Connectors

Features and Benefits

eXtreme® CAT 6A component-rated UTP connectors include several exclusive performance-enhancing features

- Component-rated connector features a metalized body, triple-stage compensation, and other design features that suppress alien crosstalk (AXT)
- Conductor retention feature holds wires during termination
- Ideal for data centers where short link performance is critical

All eXtreme® CAT 6A connectors include a wealth of features that deliver ease-of-use and superior performance

- Independently verified and guaranteed by Intertek (ETL) to exceed TIA-568-C.2 component, permanent link, and channel margins, and IEEE 10GBASE-T (802.3an) requirements, as well as the ISO/IEC 11801 2nd Edition, CAT 6A Component, and Class E_A standard
- Patented dual-layer T568A/B label with larger wiring diagrams
- Patented Cone of Silence® helps suppress AXT
- Patented Retention Force Technology (RFT) protects against damage from 4- or 6-pin plugs
- Pair Separation Towers ease conductor separation
- Backward compatible with CAT 6 and 5e systems, and 1000BASE-T applications
- Provides seamless migration path to 10GBASE-T to maximize return on investment



Front | Rear | Cone of Silence® installed

A



Front | Rear | Cone of Silence® installed

B

QuickPort® CAT 6A UTP Connectors

	Description	Cat. No.
[A]	eXtreme® CAT 6A Component-Rated Connector	6A10G-R*6
[B]	eXtreme® CAT 6A Channel-Rated Connector	6110G-R*6

*Colors: Choose from any of the colors below.
All Leviton Category-Rated and USOC Connectors are RoHS Compliant

Color Choices

QuickPort® CAT 6A UTP Connectors are offered in a wide rangle of colors. To order colors, add suffix to Cat. No.

White (-W) | Light Almond (-T) | Ivory (-I) | Yellow (-Y) | Orange (-O) | Crimson (-C) | Dark Red (-R) | Purple (-P) | Blue (-L) | Green (-V) | Gray (-G/-GY) | Black (-E) | Brown (-B)

SPOTLIGHT

Component- .vs Channel-Rated Performance

All category-rated solutions are channel-rated, meaning that the end-to-end system has been tested to perform at or above its standard's requirements. Component-rated performance is more stringent than channel-rated; each connectivity element is guaranteed to meet or exceed the standard's performance, resulting in higher permanent link and channel margins for the system as a whole.



QuickPort® CAT 6 & 5e UTP Connectors

Features and Benefits

eXtreme® 6+ component-rated connectors include several features that deliver ease-of-use and superior performance

- Patented Retention Force Technology (RFT) protects tines from damage from 4- or 6-pin plugs
- Pair Separation Tower design facilitates separation of conductors
- Patented dual-layer wiring label simplifies punchdown and reduces rework
- Increased wire retention reduces tine contact failure caused by cable stress and fatigue
- Gas-tight connection at the IDC prevents corrosion
- 110-style rear termination field for easy termination when installed in a wallplate or panel

Leviton offers two CAT 5e connectors, the GigaMax® 5e+ (5G110-xxx) and 5e (5G108-xxx). Both provide 1000BASE-T performance for high-bandwidth applications.

GigaMax® CAT 5e+ (5G110) connectors include exclusive performance-enhancing features

- Component-rated for optimal channel performance
- RFT protects tines from damage from 4- or 6-pin plugs
- Pair Separation Towers facilitate quick, effective termination
- Patented dual-layer wiring label simplifies punchdown and reduces rework


A


B



C

QuickPort® CAT 6/5e+/5e UTP Connectors

	Description	Single 1/bag	QuickPack 25/bag
[A]	eXtreme® 6+ CAT 6 Component-Rated Connector	61110-R*6	61110-B*6
[B]	GigaMax® 5e+ CAT 5e Component-Rated Connector	5G110-R*5	5G110-B*5
[C]	GigaMax® 5e CAT 5e Channel-Rated Connector	5G108-R*5	5G108-B*5

*Colors: Choose from any of the colors below.
All Leviton Category-Rated and USOC Connectors are RoHS Compliant

Color Choices

QuickPort® CAT 6, 5e+, 5e UTP connectors are offered in a wide rangle of colors. To order colors, add suffix to Cat. No.

White (-W) | Light Almond (-T) | Ivory (-I) | Yellow (-Y) | Orange (-O) | Crimson (-C) | Dark Red (-R) | Purple (-P) | Blue (-L) | Green (-V) | Gray (-G/-GY) | Black (-E) | Brown (-B)

SPOTLIGHT

QuickPack®

Save time and reduce packaging waste on large installations with QuickPack®, Leviton's original bulk quantity connector package. With the recloseable and easy-to-store bag, unused product can easily be saved until needed. Each QuickPack® bag contains 25 connectors and a minimum of 27 stuffer caps. QuickPack® is available in eXtreme® 6+, GigaMax® 5e+ and 5e, and all 13 connector colors. See table above for part numbers.



QuickPort® CAT 5/3 & USOC UTP Connectors

Features and Benefits

- Fits into all QuickPort® wallplates and housings
- Full support of voice and low-speed data applications
- CAT 5/3 and 8P8C USOC accept RJ-45 plugs; 6P6C USOC accepts RJ-11 plugs



A

QuickPort® CAT 5/3/USOC UTP Connectors

	Description	Cat. No.
[A]	CAT 5 Connector	41108-R*5
[B]	CAT 3 Connector	41108-R*3
	USOC Connector, 8P8C	41108-R*8
[C]	USOC Connector, 6P6C	41106-R*6

*Colors: Choose from any of the colors below



B



C

Connector Adapter Bezels

Features and Benefits

- Adapter Bezels allow QuickPort® connectors to be installed into compatible third-party wallplates and surface-mount boxes (SMBs)
- Bezel color will be visible after installation
- Packaged individually and sold separately from connectors
- CommScope® bezels fit SYSTIMAX® or Uniprise® wallplates and SMBs



D



E

Connector Adapter Bezels

	Description	Cat. No.
[D]	LexCom Connector Adapter Bezel	AB300-00*
[E]	CommScope Connector Adapter Bezel	AB100-00*
[F]	Clipsal® Connector Adapter Bezel	AB200-00**

*Colors: Choose from white or black.
**Colors: Choose from any of the colors below.
All Leviton Connector Adapter Bezels are RoHS Compliant



F

Color Choices

QuickPort® CAT 5/3 & USOC UTP Connectors are offered in a wide rangle of colors. To order colors, add suffix to Cat. No.

White (-W) | Light Almond (-T) | Ivory (-I) | Yellow (-Y) | Orange (-O) | Crimson (-C) | Dark Red (-R) | Purple (-P) | Blue (-L) | Green (-V) | Gray (-G/-GY) | Black (-E) | Brown (-B)

Work Area Labeling Solutions

Work Area Labeling Solutions

	Description	Cat. No.
[G]	QuickPort® Shutter Kit (50 shutters)	51084-ICN
	White Label Kit	51084-XLB
[H]	Color Label Kit includes gray, orange, red, yellow, green, blue, purple, and brown (2 sheets each)	51084-CLB
[I]	Labels & Windows for Wallplates & Housings	41080-IDW
[J]	Pre-printed Port Labels, black ink, 10 sheets/pkg	41080-LEB



G



H



I

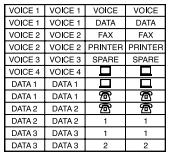

J

QuickPort® Standard Plastic Wallplates

Features and Benefits

- Compatible with all QuickPort® connectors and adapters
- Manufactured from ABS plastic for superior resistance to impact, chemicals, and solvents, as compared to other plastics
- A variety of color choices, with color-matched screws
- cULus Listed, fire-retardant material rated UL 94V-0

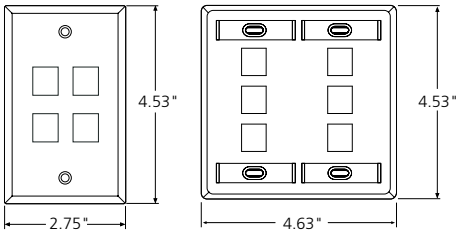

Single-Gang Dual-Gang


A


B


C

[A] QuickPort® Single-Gang Wallplates

Description	White	Lt. Almond	Ivory	Gray	Black	Brown
6-Port Wallplate	41080-6WP	41080-6TP	41080-6IP	41080-6GP	41080-6EP	41080-6BP
4-Port Wallplate	41080-4WP	41080-4TP	41080-4IP	41080-4GP	41080-4EP	41080-4BP
3-Port Wallplate	41080-3WP	41080-3TP	41080-3IP	41080-3GP	41080-3EP	41080-3BP
2-Port Wallplate	41080-2WP	41080-2TP	41080-2IP	41080-2GP	41080-2EP	41080-2BP
1-Port Wallplate	41080-1WP	41080-1TP	41080-1IP	41080-1GP	41080-1EP	41080-1BP

[B] QuickPort® Single-Gang Wallplates with ID Windows

Description	White	Lt. Almond	Ivory	Gray	Black
6-Port Wallplate	42080-6WS	42080-6TS	42080-6IS	42080-6GS	42080-6ES
4-Port Wallplate	42080-4WS	42080-4TS	42080-4IS	42080-4GS	42080-4ES
3-Port Wallplate	42080-3WS	42080-3TS	42080-3IS	42080-3GS	42080-3ES
2-Port Wallplate	42080-2WS	42080-2TS	42080-2IS	42080-2GS	42080-2ES
1-Port Wallplate*	42080-1WS	42080-1TS	42080-1IS	42080-1GS	42080-1ES

[C] QuickPort® Dual-Gang Wallplates with ID Windows

Description	White	Lt. Almond	Ivory	Gray	Black
12-Port Wallplate	42080-12W	42080-12T	42080-12I	42080-12G	42080-12E
8-Port Wallplate	42080-8WP	42080-8TP	42080-8IP	42080-8GP	42080-8EP
6-Port Wallplate	42080-6WP	42080-6TP	42080-6IP	42080-6GP	42080-6EP
4-Port Wallplate	42080-4WP	42080-4TP	42080-4IP	42080-4GP	42080-4EP
3-Port Wallplate	42080-3WP	42080-3TP	42080-3IP	42080-3GP	42080-3EP
2-Port Wallplate**	42080-2WP	42080-2TP	42080-2IP	42080-2GP	42080-2EP
1-Port Wallplate**	42080-1WP	42080-1TP	42080-1IP	42080-1GP	42080-1EP

Wallplates are sold empty.
*Single-gang 1-Port Wallplate has only one ID window on top.
**Dual-gang 1- and 2-Port Wallplates have only two ID windows on top

Color Choices

QuickPort® wallplates are offered in a wide rangle of colors.

White (-W) | Light Almond (-T) | Ivory (-I) | Gray (-G) | Black (-E) | Brown (-B)

Related Products
For QuickPort® connectors
see pages R-2 to R-4.
For wallplate labeling solutions
see pages R-2 to R-4.

QuickPort® Stainless Steel Wallplates

Features and Benefits

- Compatible with all QuickPort® adapters and connectors
- Manufactured from 304 stainless steel in a brushed finish to provide corrosion resistance in a non-magnetic material
- Available in single- and dual-gang, with or without ID windows
- Angled wallplate ports facilitate proper front and rear cable bend radius
- Wall-phone wallplates are available in flush and recessed options to accommodate various phone styles
- cULus Listed


A


B


C


D

QuickPort® Single-Gang Stainless Steel Wallplates

Description	[A] Standard	[B] w/ ID Window
6-Port Wallplate	43080-1S6	43080-1L6
4-Port Wallplate	43080-1S4	43080-1L4
3-Port Wallplate	43080-1S3	43080-1L3
2-Port Wallplate	43080-1S2	43080-1L2
1-Port Wallplate	43080-1S1	43080-1L1

QuickPort® Dual-Gang Stainless Steel Wallplates

Description	[A] Standard	[B] w/ ID Window
12-Port Wallplate	43080-S12	43080-L12
8-Port Wallplate	43080-2S8	43080-2L8
6-Port Wallplate	43080-2S6	43080-2L6
4-Port Wallplate	43080-2S4	43080-2L4
2-Port Wallplate	43080-2S2	43080-2L2

QuickPort® Angled Stainless Steel Wallplates w/ID Windows

Description [C]	Cat. No.
4-Port Angled Wallplate, single-gang	43081-1L4
8-Port Angled Wallplate, dual-gang	43081-2L8

QuickPort® Stainless Steel Wall-Phone Wallplates

Description [D]	Cat. No.
Wall-Phone Wallplate	4108W-0SP
Wall-Phone Wallplate, recessed	4108W-1SP

Wallplates are sold empty

SPOTLIGHT

Wallplate Mounting Brackets

Mounting a flush-mount wallplate without a back box is easy with Leviton mounting brackets. The bracket insets into a wall opening, and flexible tabs bend up to secure the bracket to the opening. Standard screw holes accept all wallplate configurations.
See page Q-23 in the Connected Home section for part numbers and additional information.





Related Products
For QuickPort® connectors **see pages R-2 to R-4.**
For voice-grade wall-phone jacks **see page R-17.**

QuickPort® Angled, Midway & Large Connector Wallplates

Features and Benefits

- Compatible with all QuickPort® connectors and adapters
- Angled and large connector wallplates are high-quality ABS plastic, which provides superior resistance to impacts, chemicals, and solvents as compared to other plastics
- Midway wallplates are durable nylon with a smooth finish and help to hide irregular drywall cuts or flaws around outlets
- Angled wallplates facilitate optimal cable management and ensure proper bend radius in front and back of connector
- cULus Listed, fire-retardant material rated UL 94V-0

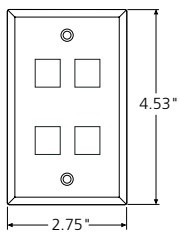

Angled Single-Gang and Single-Gang for Large Connectors

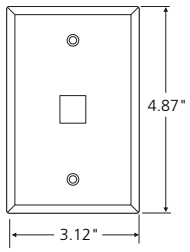

Midway Single-Gang


A


B


C

[A] QuickPort® Angled Single-Gang Wallplates

Description	White	Lt. Almond	Ivory
4-Port Wallplate	41081-4WP	41081-4TP	41081-4IP
2-Port Wallplate	41081-2WP	41081-2TP	41081-2IP
4-Port Wallplate, w/ ID windows	42081-4WS	42081-4TS	42081-4IS
2-Port Wallplate, w/ ID windows	42081-2WS	42081-2TS	42081-2IS

[B] QuickPort® Midway Single-Gang Wallplates

Description	White	Lt. Almond	Ivory	Brown
6-Port Wallplate	41091-6WN	41091-6TN	41091-6IN	41091-6BN
4-Port Wallplate	41091-4WN	41091-4TN	41091-4IN	41091-4BN
3-Port Wallplate	41091-3WN	41091-3TN	41091-3IN	41091-3BN
2-Port Wallplate	41091-2WN	41091-2TN	41091-2IN	41091-2BN
1-Port Wallplate	41091-1WN	41091-1TN	41091-1IN	41091-1BN

[C] QuickPort® Single-Gang Wallplates for Large Connectors

Description	White	Lt. Almond	Ivory
4-Port Wallplate	41080-4WL	41080-4TL	41080-4IL
2-Port Wallplate	41080-2WL	41080-2TL	41080-2IL
4-Port Wallplate, w/ ID windows	42080-4WL	42080-4TL	42080-4IL
2-Port Wallplate, w/ ID windows	42080-2WL	42080-2TL	42080-2IL

Color Choices

QuickPort® wallplates are offered in four colors.

White (-W) | Light Almond (-T) | Ivory (-I) | Brown (-B)

Related Products
For wallplate labeling solutions **see page R-43.**

QuickPort® Inserts & Floor Box Assemblies

Features and Benefits

QuickPort® Decora® & Duplex Inserts

- Combine voice, data, and A/V connectors in popular Decora® and Duplex wallplate formats
- Decora® inserts are compatible with Decora® and Decora Plus™ wallplates

QuickPort® Floor Box Assemblies

- Combine voice, data, and A/V connectors in convenient in-floor locations
- Floor box assemblies include brass wallplate and screw cap
- Inserts and connectors are ivory



Inserts fit Decora® and 106-style Duplex wallplates found on pages K-9 and K-19.



QuickPort® Decora® Multimedia Inserts

	Description	White	Lt. Almond	Ivory	Gray	Black	Brown
[A]	6-Port Insert	41646-00W	41646-00T	41646-00I	41646-0GY	41646-00E	41646-00B
[B]	4-Port Insert	41644-00W	41644-00T	41644-00I	41644-0GY	41644-00E	41644-00B
[C]	3-Port Insert	41643-00W	41643-00T	41643-00I	41643-0GY	41643-00E	41643-00B
[D]	2-Port Insert	41642-00W	41642-00T	41642-00I	41642-0GY	41642-00E	41642-00B
[E]	1-Port Insert	41641-00W	41641-00T	41641-00I	41641-0GY	41641-00E	41641-00B
	Blank Insert	80414-00W	80414-00T	80414-00I	80414-0GY	80414-00E	80414-000

QuickPort® Decora® Type 106 Duplex Inserts

	Description	White	Lt. Almond	Ivory	Gray	Black
[F]	2-Port Duplex Insert	41087-2WP	41087-2TP	41087-2IP	41087-2GP	41087-2EP
[G]	4-Port Duplex Insert	41087-QWP	41087-QTP	41087-QIP	41087-QGP	41087-QEP

QuickPort® Floor Box Assembly with Insert, Brass Plate and Screw Cap

	Description	Cat. No.
	Floor Box Assembly, one F-connector module, one blank module	41650-00F
	Floor Box Assembly, one 6P6C connector, one blank module	41650-006
	Floor Box Assembly, one blank module, 1 open port	41652-000
[H]	Floor Box Assembly, two 6P6C connectors	41652-006
	Floor Box Assembly, one 6P6C connector, one F-connector module	41652-06F

Inserts A-G are sold empty.
Floor Box Assemblies sold as complete kits only, individual components not sold separately

Color Choices

QuickPort® Decora® inserts are offered in a wide rangle of colors.

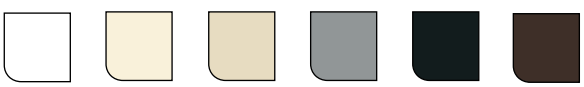

Related Products

For QuickPort® connectors **see pages R-2 to R-4.**
For Decora® and 106-style duplex wallplates **see pages R-9 and R-19.**
For wallplate labeling solutions **see page R-43.**

Decora® Wallplates

Standard Decora® and Decora Plus™ wallplates accept a variety of inserts for voice, data, and video applications. The most common wallplates are shown here in a variety of materials and dimensions. Decora Plus™ wallplates utilize a screwless design. Numerous additional configurations are available; call 800.722.2082 or visit leviton.com for more information.


A


B

C


D


E


F

G


H

Decora® Single-Gang Wallplates

	Description	White	Lt. Almond	Ivory	Gray	Black	Brown	Stainless
[A]	Decora®, standard size, urea	80401-00W	80401-00T	80401-00I	80401-0GY	80401-00E	80401-000	—
	Decora®, standard size, nylon	80401-0NW	80401-0NT	80401-0NI	80401-NGY	80401-0NE	80401-00N	—
[B]	Decora®, standard size, stainless	—	—	—	—	—	—	84401-040
[C]	Decora Plus™, standard size, polycarbonate	80301-0SW	80301-0NT	80301-0SI	80301-SGY	80301-0SE	80301-00S	—
[D]	Decora®, midway, urea	80601-00W	80601-00T	80601-00I	80601-0GY	80601-00E	80601-000	—
	Decora®, midway, nylon	PJ26-00W	PJ26-00T	PJ26-00I	PJ26-0GY	PJ26-00E	PJ26-000	—

Decora® Dual-Gang Wallplates

	Description	White	Lt. Almond	Ivory	Gray	Black	Brown	Stainless
[E]	Decora®, standard size, urea	80409-00W	80409-00T	80409-00I	80409-0GY	80409-00E	80409-000	—
	Decora®, standard size, nylon	80409-0NW	80409-0NT	80409-0NI	80409-NGY	80409-0NE	80409-00N	—
[F]	Decora®, standard size, stainless	—	—	—	—	—	—	84409-040
[G]	Decora Plus™, standard size, polycarbonate	80309-0SW	80309-0ST	80309-0SI	80309-SGY	80309-0SE	80309-00S	—
[H]	Decora®, midway, urea	80609-00W	80309-00T	80609-00I	80609-0GY	80609-00E	80609-000	—
	Decora®, midway, nylon	PJ262-00W	PJ262-00T	PJ262-00I	PJ262-0GY	PJ262-00E	PJ262-000	—

Color Choices

Decora® wallplates are offered in a wide rangle of colors.

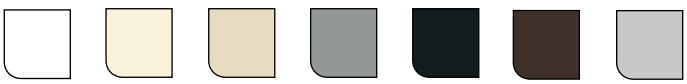
White (-W) | Light Almond (-T) | Ivory (-I) | Gray (-G/-GY) | Black (-E) | Brown (-B) | Stainless

QuickPort® Boxes & Furniture Products

QuickPort® Surface-Mount Boxes are easily field configured with QuickPort® connectors (sold separately) and contain knockouts to accommodate raceway and cable entry. They can be mounted with screws or adhesive mounting tape (both provided), or with magnets or modular furniture brackets (sold separately).

QuickPort® Modular Furniture Products offer simple snap-in installation and an attractive streamlined appearance. Furniture faceplates accept QuickPort® connectors and snap easily and snugly into standard modular furniture. Modular Furniture Brackets facilitate installation of Leviton surface mount boxes or faceplates with back boxes.

Features and Benefits

QuickPort® Boxes Accessories

- Surface-mount boxes and back boxes have breakouts to match common surface-mount raceway systems
- 4S089 products are designed to work with Leviton shielded or eXtreme® CAT 6A connectors to allow proper bend radius control

QuickPort® Modular Furniture Products

- Front-load installation of module ensures simple moves, adds, and changes without removing the furniture channel cover
- Faceplates are cULus Listed


A


B


C


D E F


G


H


I


J


K


L


M-O


P


Q

QuickPort® Surface-Mount Boxes

	Description	White	Ivory	Gray	Black
[A]	12-Port Surface-Mount Box, 7.60" W x 5.02" D x 1.13" H	41089-12W	41089-12I	41089-12G	41089-12E
[B]	6-Port Surface-Mount Box, 6.38" W x 3.22" D x 1.08" H	41089-6WP	41089-6IP	41089-6GP	41089-6EP
[C]	4-Port Surface-Mount Box, 4.77" W x 3.21" D x 1.05" H	41089-4WP	41089-4IP	41089-4GP	41089-4EP
[D]	2-Port Surface-Mount Box, 2.52" W x 2.22" D x 1.10" H	41089-2WP	41089-2IP	41089-2GP	41089-2EP
[E]	1-Port Surface-Mount Box, 1.42" W x 2.22" D x 1.10" H	41089-1WP	41089-1IP	41089-1GP	41089-1EP
[F]	2-Port Surface-Mount Box for Shielded Connectors*, 2.5" W x 3.00" D x 1.22" H	4S089-2WP	4S089-2IP	—	—
[G]	4-Port Surface-Mount Box for Shielded Connectors*, 5.6" W x 5.20" D x 1.22" H	4S089-4WP	4S089-4IP	—	—

*For shielded connectors and large bend radius cables

Single- and Dual-Gang Surface-Mount Boxes

	Description	White	Ivory	Gray	Black
[H]	Single-Gang Standard Back Box, 4.72" H x 2.96" W x 1.89" D	42777-1WA	42777-1IA	42777-1GA	42777-1EA
[I]	Single-Gang Shallow Back Box, 4.72" H x 2.96" W x 1.45" D	42777-1WB	42777-1IB	42777-1GB	42777-1EB
[J]	Dual-Gang Standard Back Box, 4.72" H x 4.77" W x 1.89" D	42777-2WA	42777-2IA	42777-2GA	42777-2EA
[K]	Dual-Gang Shallow Back Box, 4.72" H x 4.77" W x 1.45" D	42777-2WB	42777-2IB	42777-2GB	42777-2EB

Magnets

	Description	Cat. No.
[L]	Set of 4 Magnets, 1.00" H x 0.84" W x 0.30" D Use one magnet for 2-port surface-mount housing. Use two magnets for 4-, 6-, and 12-port surface-mount housings and single- and dual-gang surface-mount back boxes.	41030-SMJ

Modular Furniture Brackets

	Description	Cat. No.
[M]	Furniture Bracket for Steelcase 9000®, Haworth®, Knoll®, Allsteel®, Westinghouse®, and Teknion®	49222-BLK
[N]	Herman Miller Ethospace® and Steelcase Avenir®	49222-ESP
[O]	Furniture Bracket for Herman Miller Action Office®	49222-HAO

QuickPort® Modular Furniture Faceplates

	Description	White	Ivory	Gray	Black
	2-Port Standard Depth	49910-SW2	49910-SI2	49910-SG2	49910-SE2
[P]	4-Port Standard Depth w/ 1 QuickPort® Blank	49910-SW4	49910-SI4	49910-SG4	49910-SE4
	4-Port Extended Depth w/ 1 QuickPort® Blank	49910-EW4	49910-EI4	49910-EG4	49910-EE4
	2-Port Herman Miller	49910-HW2	49910-HI2	49910-HG2	49910-HE2
[Q]	4-Port Herman Miller w/ 1 QuickPort® Blank	49910-HW4	49910-HI4	49910-HG4	49910-HE4

Color Choices

Leviton surface-mount boxes are offered in four colors.

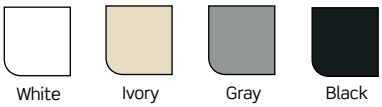

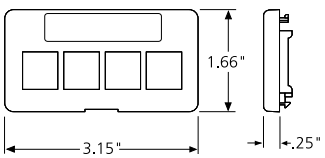

2- & 4-Port Standard Depth Modular Faceplate
Fits openings of approximately
1.38" x 2.63" (1 3/8" x 2 5/8")

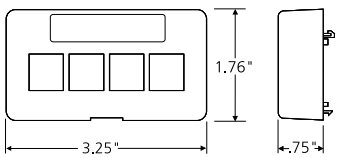

4-Port Extended Depth Modular Faceplate for installation into shallow raceway channels
Fits openings of approximately
1.38" x 2.63" (1 3/8" x 2 5/8")

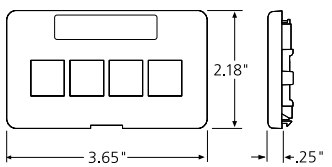

Herman Miller 2- & 4-Port Modular Faceplate
Fits openings of approximately
1.88" x 2.98" (1 7/8" x 2 7/8")

Standard and extended depth faceplates are compatible when used with Herman Miller G1189A Reducer, available from Herman Miller dealers

DuraPort® Industrial Connectivity

Features and Benefits

DuraPort® Connector Housing
- Twist-lock mating allows for easy installation and provides a robust seal
- Compatible with eXtreme® 6+ and GigaMax® 5e+ QuickPort® connectors
- Captive connector cap with retainer protects and seals unused ports

DuraPort® Stainless Steel Wallplates
- Patented overmolded gasket on wallplates provides a watertight fit
- Compatible with standard NEMA boxes

DuraPort® Outlet Kit
- DuraPort® components packaged together for added convenience
- Kits include connector housing, connector cap, and stainless steel wallplate
- Patch cords and QuickPort® connectors are sold separately

DuraPort® Patch Cords
- Available in industrial plug to industrial plug, and industrial plug to RJ-45 plug configurations
- Patch cords are CAT 6 rated



A



B-E



F



G



H



I

SPOTLIGHT
Industrial Wallplate Design

The DuraPort® industrial wallplate is manufactured with a patented, industry-first, overmolded gasket that provides a watertight fit. The gasket seals not only the edge of the plate where it meets the wall, but also extends behind each mounting screw hole for a complete seal without the need for conventional O-rings. In addition to providing exceptional sealing, the integrated wallplate and gasket also helps to position and retain screws during installation, so the wallplate aligns perfectly and seats flush every time. All this translates into IP67-class protection that safeguards your network in severe conditions and resists moisture, dust, corrosion, acids, oils, and vibration.



DuraPort® Industrial Connector Housings		
	Description	**Cat. No.**
[A]	CAT 6 Industrial Connector Housing w/ Connector Cap (product supplied w/ black 61110 connector)	D6706-00E
	CAT 5e Industrial Connector Housing w/ Connector Cap (product supplied w/ black 5G110 connector)	D675E-00E
	Housing w/ Connector Cap (connector not included)	D6700-00E
	Connector Cap (connector and housing not included)	D6701-00E

DuraPort® Industrial Stainless Steel Wallplates		
	Description	**Cat. No.**
[B]	Industrial Wallplate, stainless steel, 1-port, single-gang	D6710-1S1
[C]	Industrial Wallplate, stainless steel, 2-port, single-gang	D6710-1S2
[D]	Industrial Wallplate, stainless steel, 2-port, dual-gang	D6710-2S2
[E]	Industrial Wallplate, stainless steel, 4-port, dual-gang	D6710-2S4

DuraPort® Industrial Patch Cords, CAT 6		
	Description	**Cat. No.**
[F]	Industrial Plug to Industrial Plug, 3'	D6720-03E
	Industrial Plug to Industrial Plug, 5'	D6720-05E
	Industrial Plug to Industrial Plug, 7'	D6720-07E
	Industrial Plug to Industrial Plug, 10'	D6720-10E
	Industrial Plug to Industrial Plug, 15'	D6720-15E
	Industrial Plug to Industrial Plug, 20'	D6720-20E
[G]	Industrial Plug to RJ-45 Plug, 3'	D6721-03E
	Industrial Plug to RJ-45 Plug, 5'	D6721-05E
	Industrial Plug to RJ-45 Plug, 7'	D6721-07E
	Industrial Plug to RJ-45 Plug, 10'	D6721-10E
	Industrial Plug to RJ-45 Plug, 15'	D6721-15E
	Industrial Plug to RJ-45 Plug, 20'	D6721-20E

DuraPort® Industrial Outlet Kits		
	Description	**Cat. No.**
	Industrial Outlet Kit, stainless steel, 1-port, single-gang	D670K-1S1
[H]	Industrial Outlet Kit, stainless steel, 2-port, single-gang	D670K-1S2
	Industrial Outlet Kit, stainless steel, 2-port, dual-gang	D670K-2S2
[I]	Industrial Outlet Kit, stainless steel, 4-port, dual-gang	D670K-2S4

IP67-Rated Ingress Protection

IP ratings are based on International Standard IEC 60529. All DuraPort® products are IP67-rated as highlighted in the charts.

Protection Against Solid Objects	
0	None
1	Solid objects larger than 50 mm
2	Solid objects larger than 12.5 mm
3	Solid objects larger than 2.5 mm
4	Solid objects larger than 1.0 mm
5	Dust
6	**Dust tight**

Protection Against Water	
0	None
1	Vertically falling water drops
2	Vertically falling water drops (up to 15° angle)
3	Spraying water
4	Splashing water
5	Water jets
6	Powerful water jets
7	**Temporary immersion in water**
8	Continuous immersion in water

French-, British-, and LJ6C-Style Wallplate Inserts

Features and Benefits

- Designed to fit matching 86 mm x 86 mm wallplates
- Accept QuickPort® data connectors (sold separately)
- Include ID window kits for port designation
- Spring-loaded shutters protect connector while not in use
- Available in white ABS plastic

Dimensions

- French-style inserts fit 45 mm x 45 mm openings
- British-style inserts fit 50 mm x 50 mm openings
- LJ6C-style inserts fit 22 mm x 37 mm openings



A



B



C

[A] French-Style Wallplate Inserts

Description	Cat. No.
French-style Wallplate Insert, 45 mm x 22.5 mm, 1-port, flat, white	LI145-1W1
French-style Wallplate Insert, 45 mm x 45 mm, 1-port, flat, white	LI145-2W1
French-style Wallplate Insert, 45 mm x 45 mm, 2-port, flat, white	LI145-2W2
French-style Wallplate Frame (for use with French-style LI145 inserts only), single-gang, white (special order)	LF145-01W

[B] British-Style Wallplate Inserts

Description	Cat. No.
British-style Wallplate Insert, 50 mm x 25 mm, 1-port, flat, white	LI150-1W1
British-style Wallplate Insert, 50 mm x 25 mm, 1-port, angled, white	LI150-AW1
British-style Wallplate Insert, 50 mm x 50 mm, 1-port, flat, white	LI150-2W1
British-style Wallplate Insert, 50 mm x 12.5 mm, blank, flat, white	LI150-0W0

[C] LJ6C-Style Wallplate Inserts

Description	Cat. No.
LJ6C-style Wallplate Insert, 37 mm x 22 mm, 1-port, flat, white	LI137-1W1
LJ6C-style Wallplate Insert, 37 mm x 22 mm, 1-port, angled, white	LI137-AW1

Note: French-style, British-style, and LJ6C-style inserts are not compatible with Excella® wallplates

Excella® Wallplate Inserts & Frames

Features and Benefits

- Inserts available in 1-, 2-, and 4-port flat, and 1- and 2-port angled configurations
- All 1- and 2-port inserts include designation windows
- Inserts accept QuickPort® connectors (sold separately)
- 86 mm x 86 mm frame size conforms to BS 4662 and BS 5733 electrical box standards
- Inserts are white and ship with white wallplate frame
- Colored frames available separately (see colors and part numbers below)

Excella® Family



Excella® Wallplate Inserts

	Description	Cat. No.
[A]	QuickPort® Wallplate Insert w/ ID Window, 1-port, empty	BL186-P1W
	QuickPort® Wallplate Insert w/ ID Window, 2-port, empty	BL186-P2W
	QuickPort® Wallplate Insert, 4-port, empty	BL186-P4W
[B]	QuickPort® Angled Wallplate Insert w/ ID Window, 1-port, empty	BL186-A1W
	QuickPort® Angled Wallplate Insert w/ ID Window, 2-port, empty	BL186-A2W
	Blank Wallplate Insert	BL000-00W



A



B

Excella® Metallic Wallplate Frames

Description	Cat. No.
Wallplate Frame, pearl yellow	BLWP1-PEY
Wallplate Frame, piano black	BLWP1-PIB
Wallplate Frame, glossy silver	BLWP1-GSS
Wallplate Frame, champaign gold	BLWP1-CHG
Wallplate Frame, navy blue	BLWP1-NVB
Wallplate Frame, metallic green	BLWP1-MEG
Wallplate Frame, hot pink	BLWP1-HTP
Wallplate Frame, sky blue	BLWP1-SKB

Wallplates sold empty



Pearl Yellow | Piano Black | Glossy Silver | Champagne Gold | Navy Blue | Metallic Green | Hot Pink | Sky Blue

Related Products
For QuickPort® connectors **see pages R-2 to R-4.**

Decora® Telephone & Video Wallplates & Inserts

Features and Benefits

- 6P4C models feature lead-frame design for improved reliability and simple installation
- Decora® inserts are compatible with Decora® wallplates and Decora Plus™ screwless wallplates
- Decora® wallplate assemblies include a Decora® insert and matching Decora® wallplate
- Decora® Kits include a 1- or 2-port QuickPort® Decora® insert and USOC or F-type QuickPort® connectors
- Inserts, assemblies, and kits are cULus Listed and rated UL 94V-0



Inserts fit Decora® wallplates found on page K-9.


A


B


C


D


E


F


G


H


I


J

Decora® Standard Telephone and Video Wallplate Assemblies (Wallplate included)

	Description	White	Lt. Almond	Ivory
[A]	Wall Jack, 6P4C	40949-00W	40949-00T	40949-00I
[B]	Wall Jack, 6P4C + 6P4C	40144-00W	40144-00T	40144-00I
[C]	Wall Jack, 6P4C + F-connector	40159-00W	40159-00T	40159-00I
[D]	Wall Jack, F-connector	40981-0WD	40981-0TD	40981-0ID
[E]	Wall Jack, F-connector + F-connector	40982-0WD	40982-0TD	—

Decora® Telephone and Video Inserts (Wallplate not included)

	Description	White	Lt. Almond	Ivory	Gray	Black	Brown
[F]	Wall Jack, 6P4C	40649-00W	40649-00T	40649-00I	40649-0GY	40649-00E	40649-000
[G]	Wall Jack, 6P4C + 6P4C	40644-00W	40644-00T	40644-00I	—	—	—
[H]	Wall Jack, 6P4C + F-connector	40659-00W	40659-00T	40659-00I	—	40659-00E	—
[I]	Wall Jack, F-connector	40681-00W	40681-00T	40681-00I	40681-0GY	—	40681-00B
[J]	Wall Jack, F-connector + F-connector	40682-00W	—	40682-00I	—	—	—

Decora® Telephone and Video Insert Kits (Wallplate not included)

	Description	White	Lt. Almond	Ivory
	Wall Jack, 6P6C	41638-00W	41638-00T	41638-00I
	Wall Jack, 6P6C + F-connector	41658-00W	—	41658-00I

Color Choices

QuickPort® wallplates and inserts are offered in a wide rangle of colors.

White (-W) | Light Almond (-T) | Ivory (-I) | Gray (-G/-GY) | Black (-E) | Brown (-B)

Related Products
For Decora® wallplates
see page R-9.

Telephone Wall-Phone Jacks

Features and Benefits

- Wall-phone jacks available in 4- or 6- conductor models
- Screw terminal or quick-connect termination options
- Quick-connect products include plastic punchdown tool

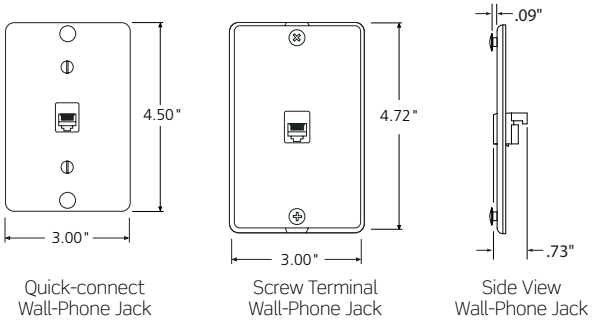

Quick-connect Wall-Phone Jack | Screw Terminal Wall-Phone Jack | Side View Wall-Phone Jack



A



B



C



D

Wall-Phone Jack Wallplates — 110-Style

	Description	White	Lt. Almond	Ivory	Stainless
[A]	Wall-Phone Jack, 6P4C quick-connect, plastic w/metal base	40253-00W	40253-00T	40253-00I	—
	Wall-Phone Jack, 6P6C quick-connect, plastic w/metal base	40263-00W	40263-00T	40263-00I	—
[B]	Wall-Phone Jack, 6P4C quick-connect, stainless w/metal base	—	—	—	40223-00S
	Wall-Phone Jack, 6P4C, screw terminal, stainless w/metal base	—	—	—	40226-00S

Wall-Phone Jack Wallplates — Screw Terminal

	Description	White	Lt. Almond	Ivory
[C]	Wall-Phone Jack, 6P4C screw terminal, plastic w/metal base	40257-00W	40257-00T	40257-00I
[D]	Wall-Phone Jack, 6P4C screw terminal, plastic w/plastic base	40214-00W	40214-00T	40214-00I
	Wall-Phone Jack, 6P6C screw terminal, plastic w/plastic base	40216-00W	40216-00T	—

Color Choices

Wall-phone jack wallplates are offered in four colors.

White (-W) | Light Almond (-T) | Ivory (-I) | Stainless

Telephone & Video Wallplates

Features and Benefits

- Provide quick, at-the-wall connections for RJ-11 telephone and F-connection video applications
- High-quality ABS plastic or nylon, which provides superior resistance to impacts, chemicals, and solvents as compared to other plastics
- Midway wallplates hide irregular drywall cuts or flaws around outlets
- cULus Listed, fire-retardant material rated UL 94V-0

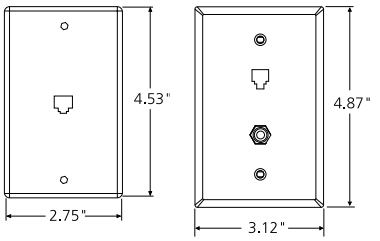

Standard Wallplate | Midway Wallplate


A


B


C


D


E


F


G


H


I


J


K

Standard Telephone and Video Wallplates

	Description	White	Lt. Almond	Ivory
[A]	Wall Jack, 6P4C	40249-00W	40249-00T	40249-00I
[B]	Wall Jack, 6P4C + 6P4C	40244-00W	40244-00T	40244-00I
[C]	Wall Jack, 6P4C + F-connector	40259-00W	40259-00T	40259-00I
[D]	Wall Jack, F-connector	80781-00W	80781-00T	80781-00I
[E]	Wall Jack, F-connector + F-connector	80782-00W	80782-00T	80782-00I
	Wall Jack, 6P6C	40238-00W	40238-00T	40238-00I
	Wall Jack, 6P6C + F-connector	40258-00W	40258-00T	40258-00I
	Wall Jack, 6P6C + 6P6C	40266-00W	40266-00T	40266-00I
	Wall Jack, 8P8C	40280-00W	40280-00T	40280-00I

Midway Telephone and Video Wallplates (Nylon)

	Description	White	Lt. Almond	Ivory	Brown
[F]	Wall Jack, 6P4C	40539-PMW	40539-PMT	40539-PMI	40539-PMB
[G]	Wall Jack, 6P4C + F-connector	40539-CMW	40539-CMT	40539-CMI	40539-CMB
[H]	Wall Jack, F-connector	40539-0MW	40539-0MT	40539-0MI	40539-0MB
[I]	Hex Opening (connector not included)	40539-HMW	40539-HMT	40539-HMI	40539-HMB

Midway Telephone and Video Wallplates (ABS)

	Description	White	Lt. Almond	Ivory
[J]	Wall Jack, 6P4C	40549-00W	40549-00T	40549-00I
[K]	Wall Jack, 6P4C + 6P4C	40544-00W	40544-00T	40544-00I

Color Choices

Telephone and video wallplates are offered in four colors.

White | Light Almond | Ivory | Brown

Duplex, Round Opening & Blank Wallplates

Standard 106-style duplex receptacle wallplates accept QuickPort® footprint inserts with either two or four openings (see page R-8). Round opening wallplates accept 110-style or screw terminal inserts (see page R-20). Stainless wallplates are constructed of type 302 stainless steel.



Duplex Single-Gang Wallplates

	Description	White	Lt. Almond	Ivory	Gray	Black	Brown	Stainless
[A]	Duplex, standard size, urea	88003-000	78003-000	86003-000	87003-000	—	85003-000	—
	Duplex, standard size, nylon	80703-00W	80703-00T	80703-00I	80703-0GY	80703-00E	80703-000	—
[B]	Duplex, standard size, stainless	—	—	—	—	—	—	84003-040
[C]	Duplex, midway, urea	80503-00W	80503-00T	80503-00I	80503-0GY	80503-00E	80503-000	—
	Duplex, midway, nylon	00PJ8-00W	00PJ8-00T	00PJ8-00I	00PJ8-0GY	00PJ8-00E	00PJ8-000	—

Duplex Dual-Gang Wallplates

	Description	White	Lt. Almond	Ivory	Gray	Black	Brown	Stainless
[D]	Duplex, standard size, urea	88016-000	78016-000	86016-000	87016-000	—	85016-000	—
	Duplex, standard size, nylon	80716-00W	80716-00T	80716-00I	80716-0GY	80716-00E	80716-000	—
[E]	Duplex, standard size, stainless	—	—	—	—	—	—	84016-040
[F]	Duplex, midway, urea	80516-00W	80516-00T	80516-00I	80516-0GY	80516-00E	80516-000	—
	Duplex, midway, nylon	0PJ82-00W	0PJ82-00T	0PJ82-00I	0PJ82-0GY	0PJ82-00E	0PJ82-000	—

Round Opening Single-Gang Wallplates

	Description	White	Lt. Almond	Ivory	Gray	Black	Brown	Stainless
[G]	Round Opening, standard size, urea	88004-000	78804-000	86004-000	—	—	85004-000	—
	Round Opening, standard size, nylon	80704-00W	80704-00T	80704-00I	80704-0GY	80704-00E	80704-000	—
[H]	Round Opening, standard size, stainless	—	—	—	—	—	—	84004-040
[I]	Round Opening, midway, urea	80504-00W	80504-00T	80504-00I	—	—	80504-000	—
	Round Opening, midway, nylon	00PJ7-00W	00PJ7-00T	00PJ7-00I	—	—	—	—

Single- and Dual-Gang Blank Wallplates

	Description	White	Lt. Almond	Ivory	Gray	Black	Brown	Stainless
[J]	Single-Gang Blank Wallplate	88014-000	78014-000	86014-000	87014-000	—	85014-000	84014-040
[K]	Dual-Gang Blank Wallplate	88025-000	78025-000	86025-000	87025-000	—	85025-000	84025-040

Color Choices

Decora® wallplates are offered in a wide rangle of colors.

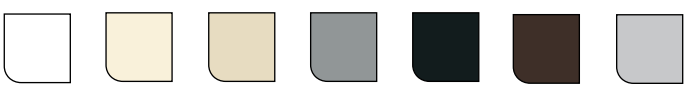

Round Telephone Inserts & Surface-Mount Boxes

Features and Benefits

- Round inserts available with screw terminal or 110 terminations
- See page R-19 for wallplates with round openings
- Surface-mount kits include 1- or 2-port QuickPort® housing with 6P6C USOC or 8P8C CAT 3 connectors
- Surface-mount boxes feature 4-, 6-, and 8-conductor screw terminal connections
- Shorting bar option for use with monitored home security systems

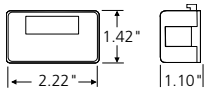

1-port 110-Style Box

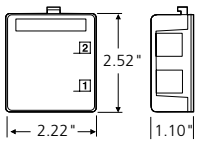

2-port 110-Style Box

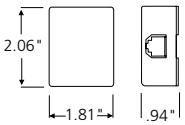

6P4C Screw Terminal Box

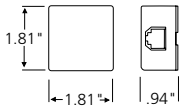

8P8C Screw Terminal Box


A


B


C


D, E

Round Telephone Inserts

	Description	Ivory
[A]	Round Insert, 6P4C, 110 termination	41054-IDD
[B]	Round Insert, 6P4C, screw terminal	40201-00I

Surface-Mount Telephone Boxes

	Description	White	Lt. Almond	Ivory
	Surface-Mount Box, 6P4C, screw terminal	4625A-24W	4625A-24T	4625A-24I
	Surface-Mount Box, 6P6C, screw terminal	4625A-26W	4625A-26T	4625A-26I
[C]	Surface-Mount Box, 8P8C, screw terminal	40278-00W	40278-00T	40278-00I
	Surface-Mount Box, 8P8C w/ shorting bar, screw terminal, RJ-31X	—	40278-SBT	40278-SBI

Surface-Mount Telephone Boxes — Kitted

	Description	Ivory
[D]	Surface-Mount Box, 6P6C, 1-port, 110 termination	42036-IDA
[E]	Surface-Mount Box, 6P6C + 6P6C, 2-port, 110 termination	42046-IDA

Color Choices

Telephone inserts and boxes are offered in three colors.

White | Light Almond | Ivory

Related Products
For wallplates with round openings **see page R-19.**

CAT 6A, 6 & 5e UTP Patch Cords

All Leviton patch cords are components of a category-rated network infrastructure solution that includes connectors, patch panels, and approved Leviton partner cabling. For optimum performance and full system warranty, use a Leviton Contractor Program installer to install your Leviton components.

Features and Benefits

CAT 6A UTP Patch Cords

- Component-rated for optimum channel performance
- Independently tested and verified by Intertek (ETL) to meet TIA-568-C.2 component and channel requirements
- Provide exceptional alien crosstalk (AXT) suppression in CAT 6A channel
- Feature narrow profile SlimLine plug for less congestion in high-density applications
- Strain relief boot ensures long-term network performance
- Snagless design prevents tab breakage
- Outside diameter of .240" is easier to manage
- 26-gauge stranded cable for maximum flexibility
- Leviton patch cord required for channel warranty
- Custom Make-to-Order cords available at leviton.com/configurator



A



B

CAT 6a Patch Cords

	Description	CAT 6a
[A]	CAT 6A Component-Rated SlimLine Patch Cord (same cord for UTP or shielded installations)*	6AS10-xx**
[B]	CAT 6A Snagless Channel-Rated Standard Patch Cord*	6210G-xx**

All Leviton CAT 6A/6 and 5e Patch Cords are RoHS Compliant

Make to order! leviton.com/configurator

xx Length in feet.
*Minimum orders and extended lead-time may apply.
Contact Inside Sales at 800.722.2082 for more details.
**Patch cord jacket colors (shown below).

Custom Make-to-Order cords available at leviton.com/configurator

Color Choices Copper patch cords are offered in a wide rangle of colors. To order colors, add suffix to Cat. No.

White (-W)	Yellow (-Y)	Red (-R)	Blue (-L)	Green (-V)	Gray (-G/-GY)	Black (-E)



Continued on next page

PATCH CORDS & CABLE ASSEMBLIES | CAT 6A/6/5e Patch Cords

Continued from previous page

Features and Benefits

CAT 6/5e UTP Patch Cords

- Independently tested and verified by Intertek (ETL)
- CAT 6/5e cords are component-rated for optimum channel performance
- UTP available with standard or SlimLine plug
- 24-gauge stranded cable for maximum flexibility
- Standard plugs feature overmolded boot to protect plug
- SlimLine styles feature narrow profile plug to reduce congestion in high-density applications
- SlimLine styles strain-relief boot ensures long-term network performance
- SlimLine styles snagless boot design prevents tab breakage
- Leviton patch cord required for channel warranty
- Custom Make-to-Order cords available at leviton.com/configurator

High-Flex HD6 Patch Cord 1G Application Grade

- Ultra high-density design
- 28 AWG stranded for the ultimate flexibility
- Used in 1 Gigabit applications where CAT 6 patch cords are commonly utilized


C


D


E

CAT 6/5e UTP Patch Cords

	Description	CAT 6	CAT 5e
[C]	Component-Rated SlimLine Patch Cord	6D460-xx*	5D460-xx◊
[D]	Channel-Rated Standard Patch Cord, matching boot	62460-xx*	5G460-xx*

High-Flex HD6 Cords

	Description	1G
[E]	High-Flex HD6 Patch Cord	6H460-xx•

xx = Length in feet
* = Color: White (W), Yellow (Y), Red (R), Blue (L), Green (G), Grey (S), Black (E)
◊ = Color: White (W), Red (R), Blue (L), Green (G), Grey (S)
• = Color: White (W), Yellow (Y), Blue (L), Grey (S)
All Leviton CAT 6 and 5e patch cords are RoHS Compliant.

Color Choices

Copper patch cords are offered in a wide rangle of colors. To order colors, add suffix to Cat. No.

White | Yellow | Red | Blue | Green | Gray | Black

Make to order! leviton.com/configurator

Custom Make-to-Order cords available at leviton.com/configurator

SPOTLIGHT

Customize Products Through Leviton's Make-To-Order Program

Leviton offers many custom configured networking products, to make building the exact solution for your network quicker and easier than ever. Rely on our innovative online custom configurator for a variety of fiber, copper, and power distribution products.

Visit Leviton.com/MTO to learn more about the program and see the full list of configurable product. Or go directly to Leviton.com/configurator to configure your product.

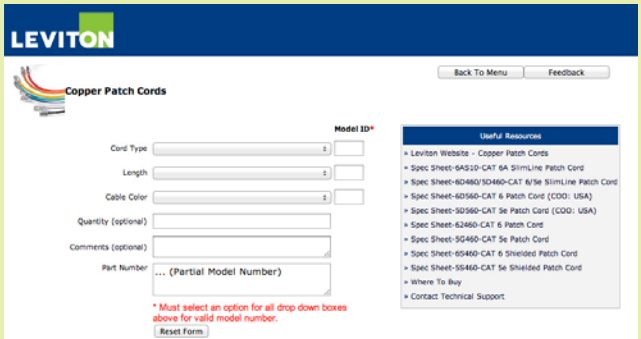

Secure RJ System

Features and Benefits

- Patented design prevents unauthorized and unintentional port access
- Superior locking mechanism requires matching color extraction tool to release
- Compatible with industry standard RJ ports in most network equipment, devices, patch panels, and work area outlets
- Works with high-density network equipment and 1RU 48-port patch panels
- Same-color extraction tool disengages color-matched patch cords and port blockers
- Transparent housing allows color coding without blocking visibility to Link/Status LEDs on electronic equipment
- Port blocker prevents unauthorized network connection and protects open, unused ports
- Available in eight transparent color options to reserve, identify, segregate, and secure network ports
- CAT 6A & CAT 6 Secure RJ Patch Cord options available

Secure RJ Cable Assembly Operation

- Only extraction tools with the same keyed color as the Secure RJ connectors can remove patch cords
- Extraction tool features easy push-pull motion to remove connectors, even in high-density patch panels
- Watch the training video for "Secure RJ Copper Systems" at leviton.com/videos

1RU Patch Panel with Secure RJ Patch Cords Installed





Secure RJ System

	Description	Cat. No.
[A]	CAT 6 SlimLine Patch Cord, with Secure RJ housing on both ends	SRJ6*-xx**
[B]	Secure RJ Port Blocker, pack of 12	SRJPB-00*
[C]	Secure RJ Extraction Tool, pack of 1	SRJET-00*

Make to order! leviton.com/configurator

xx Length: (05), (10), or (20) feet. Minimum orders and extended lead-time may apply. Contact Inside Sales at 800.722.2082 for more details.
*Patch cord housing, port blocker, and extraction tool colors: choose from the transparent colors shown in (C) above.
**Patch cord jacket colors: choose from the colors below

Color Choices

Patch cord jackets are offered in three colors. To order colors, add suffix to Cat. No.

White (-W) Red (-R) Blue (-L)

PATCH PANELS | Flat Metal 110-Style

Flat 110-Style Component-Rated UTP Panels

Features and Benefits

- 1RU 12- or 24-port, 2RU 48-port, and 4RU 96-port configurations
- Available in CAT 6A, 6, and 5e
- 6-port RJ-45 modules on front, and 110-style punchdowns on rear
- Includes color codes for T568A/B wiring schemes
- CAT 5e and 6 include 25-pair wiring schemes
- Rear cable management bar included with panels (one bar per 24 ports)
- CAT 6A panels include magnified label holders for easy reading
- Silkscreened port numbers and paper label holders included
- Independently tested and verified by Intertek (ETL) to meet all TIA component, permanent link, and channel requirements


A


B


C


D


E

Flat 110-Style Patch Panels and Patch Block

Description		CAT 6A		CAT 6	CAT 5e
1RU 12-Port Flat 110-Style Panel		—		69586-U12	5G596-U12
1RU 24-Port Flat 110-Style Panel	**[A]**	6A586-U24	**[B]**	69586-U24	5G596-U24
2RU 48-Port Flat 110-Style Panel		6A586-U48	**[C]**	69586-U48	5G596-U48
2RU 48-Port Flat 110-Style Panel, central labeling		—	**[D]**	69586-C48	5G596-C48
4RU 96-Port Flat 110-Style Panel		—		69586-U96	5G596-U96
12-Port 110-Style Patch Block, 89D bracket		—	**[E]**	69586-U89	5G596-U89

All Leviton CAT 6A/6/5e Patch Panels are RoHS Compliant

SPOTLIGHT

CAT 6A Component-Rated 110-Style Panels

Leviton CAT 6A 110-style patch panels offer TIA-568-C.2 performance up to 500 MHz to support 10GBASE-T networks. The panels have a physical design consistent with industry standard 110-style panels, including in-line configured IDCs and 6-port housing modules. In addition, they add several exclusive design features:

- *Pair Separation Tower design makes untwisting CAT 6A pairs easier*
- *Separated IDC fields simplify identifying first cable pair position*
- *Conductor retention feature holds conductors securely in place during termination*
- *Triple-stage compensation with patented design features enhances permanent link and channel performance*



Flat C1 Ultra Composite 110-Style & QuickPort® Panels

Features and Benefits

- Industry's first polymer construction patch panels
- Made from high-tech composite materials for a look unique in the patch panel market
- 10% stronger than standard 16-gauge metal patch panels, providing added support during termination
- Stylish look and customizable face make panels ideal for showroom-style environments
- Panel face can be customized to feature any design, color, or logo
- Available in 48-port 2RU QuickPort® and 110-style models
- Panels include two integrated patch cord managers that attach directly to the face of the panel, saving up to 50% of valuable rack space
- Patch cord managers prevent cables from obstructing view of port numbers
- Panels also include two rear cable management bars
- Clear label holders create a window to easily view port numbers and custom designs
- Panel is 100% recyclable



A



B



C



Customize C1 Ultra panels with any design, color, or logo.
Visit **leviton.com/c1ultra** to learn more.

Flat Composite 110-Style and QuickPort® Patch Panels

Description		CAT 6	CAT 5e		Empty
2RU 48-Port 110-Style Flat Composite Panel	**[A]**	C1686-U48	C1586-U48		—
2RU 48-Port QuickPort® Flat Composite Panel		—	—	**[B]**	C1255-H48
2RU Blank Panel/Cable Manager		—	—	**[C]**	C1253-2CM

All Leviton CAT 6A/6/5e Patch Panels are RoHS Compliant

SPOTLIGHT
C1 Ultra Patch Panels

Combines strength and durability with unique style and customizable face, providing a uniform look when installed with Opt-X Ultra® Fiber Enclosures and Versi-duct® Cable Managers.

- *Under applied force tests, the panel was 10% stronger than standard 16 AWG metal patch panels*
- *Panels come kitted with two patch cord managers which attach directly to the panel face, saving up to 50% rack or cabinet space and reducing obstruction of center label*
- *Clear label holders create a "window" to easily view centralized port numbers and custom designs.*



Flat Metal QuickPort® Patch Panels

The QuickPort® system, Leviton's exclusive set of mix-and-match panels, connectors, wallplates, and surface-mount boxes, allows you to create the perfect mix of voice, data, video, and audio, all in a single panel. Connectors sold separately.

Features and Benefits

Traditional Flat Panels

- Standard density 24- and 48-port panels are available with white blocks or magnifying lens label holder
- Silkscreened port numbers on panel front

High-Density Flat Panels

- Panels maximize rack space and reduce costs in high-density applications
- 1RU 48-port panel available in standard (stamped) or patented, robust die-cast aluminum
- Standard 2RU 72-port panel also available



A



B



C



D



E



F



G

Flat QuickPort® Patch Panels, Patch Blocks and Accessories

Description		CAT 6A	CAT 6	CAT 5e		Empty
1RU 24-Port QuickPort® Flat Panel	[A]	6910G-U24	69270-U24	5G270-U24		49255-H24
1RU 48-Port QuickPort® Flat Panel, cable management bar sold separately		—	—	—	[B]	49255-Q48
1RU 48-Port QuickPort® Die-Cast Flat Panel		6910G-D48	69270-D48	5G270-D48		49255-D48
2RU 48-Port QuickPort® Flat Panel		6910G-U48	69270-U48	5G270-U48		49255-H48
2RU 72-Port QuickPort® Flat Panel		—	—	—	[C]	49255-D72
1RU 24-Port QuickPort® Flat Panel, Magnifying Lens Holder		—	—		[D]	49255-L24
2RU 48-Port QuickPort® Flat Panel, Magnifying Lens Holder		—	—	—	[E]	49255-L48
12-Port QuickPort® Patch Block, mounting bracket and connectors sold separately, 10" H x 2.375" W		—	—	—	[F]	49255-Q89
12-Port QuickPort® Patch Block, extra deep, mounting bracket included, 10" H x 2.375" W		—	—	—		47689-0QP
QuickPort® Patch Block 89D Mounting Bracket		—	—	—	[G]	40089-00D

CAT 6A/6/5e panels are kitted with black 6110G, 61110, or 5G110 connectors.
All Leviton CAT 6A/6/5e Patch Panels are RoHS Compliant

Angled 110-Style & QuickPort® Panels

Angled patch panels are ideal for 19" rack applications, offering easy termination and improved patch cord routing. For cabinet applications, recessed-angled panels are recommended to meet minimal front depth requirements.

Features and Benefits

- Conserve rack space by routing patch cords directly into vertical cable management
- Angled design facilitates proper bend radius and simplifies termination
- 110-style angled panels are available in CAT 6A, 6, and 5e
- 110-style angled panels include a snap-in plastic label holder and card stock labels
- QuickPort® angled panels include white write-on blocks
- 1RU 48-port QuickPort® panel can be used with all QuickPort® connectors including CAT 6A, 6, 5e, fiber, and A/V
- CAT 6A panels include magnifying lens label holders for easy reading
- All QuickPort® angled panels sold empty



A



B



C

Angled Patch Panels

Description	CAT 6A		CAT 6	CAT 5e		Empty
1RU 24-Port 110-Style Angled Panel	6A587-U24		—	—		—
2RU 48-Port 110-Style Angled Panel	6A587-U48	**[A]**	69587-U48	5G597-U48		—
1RU 24-Port QuickPort® Angled Panel	—		—	—		49256-H24
2RU 48-Port QuickPort® Angled Panel	—		—	—		49256-H48
2RU 72-Port QuickPort® Angled Panel	—		—	—	**[B]**	49256-D72
1RU 48-Port QuickPort® High-Density Angled Panel	—		—	—	**[C]**	49256-D48

All Leviton CAT 6A/6/5e Patch Panels are RoHS Compliant

Related Products
For QuickPort® connectors **see pages R-2 to R-4.**

Recessed-Flat 110-Style & QuickPort® Panels

Features and Benefits

- 3" recessed design allows improved access and maintains proper cable bend radius
- All recessed-flat panels include a screwless cable management bar that fastens directly to the back of the panel
- 110-style recessed-flat panels include magnifying lens label holders for easy reading
- All QuickPort® recessed-flat panels sold empty, see pages K-2 to K-4 for connectors



Recessed-flat patch panels are a great option for rack and cabinet installations with minimal front depth, and where rear cabinet doors are in close proximity to the back rail.

Recessed Patch Panels

Description		CAT 6	CAT 5e		Empty
1RU 24-Port 110-Style Recessed-Flat Panel	[A]	69586-R24	5G596-R24		—
2RU 48-Port 110-Style Recessed-Flat Panel	[B]	69586-R48	5G596-R48		—
1RU 24-Port QuickPort® Recessed-Flat Panel		—	—	[C]	49255-R24
2RU 48-Port QuickPort® Recessed-Flat Panel		—	—	[D]	49255-R48

All Leviton CAT 6A/6/5e Patch Panels are RoHS Compliant



Magnifying Lens Holder

Magnifying lens label holders improve label visibility.

Recessed-Angled 110-Style & QuickPort® Panels

Features and Benefits

- Conserves rack space by routing patch cords directly into vertical cable management
- Recessed depth facilitates proper bend radius
- Unique dual-angled design greatly improves punchdown accessibility
- 110-style recessed-angled panels include a snap-in plastic label holder and card stock labels

Recessed-Angled Patch Panels

Description		CAT 6	CAT 5e		Empty
2RU 48-Port 110-Style Recessed-Angled Panel	[E]	6W587-U48	5W597-U48		—
1RU 24-Port QuickPort® Recessed-Angled Panel		—	—		4W256-H24
2RU 48-Port QuickPort® Recessed-Angled Panel		—	—		4W256-H48
2RU 72-Port QuickPort® Recessed-Angled Panel		—	—	[F]	4W256-D72

Related Products
For QuickPort® connectors **see pages R-2 to R-4.**

VertiGo® Zero-U QuickPort® & Opt-X® Panels

Features and Benefits

- All styles sold empty, with either QuickPort® or Opt-X® style openings
- Zero-U uses no rack space
- Low-profile design fully covers connections
- Improves cabinet center airflow by routing rear cable along outer edges
- Styles with 3" and 6" channels provide additional cable management space
- Hinged doors provide easy access to termination field
- Magnifying lens label holders facilitate easy reading
- Supports copper and fiber installations
- Patented innovative design for multiple applications
- Watch the training video on "How to Mount Leviton's VertiGo® Patch Panel" at leviton.com/videos

VertiGo® Zero-U Patch Panels

	Description	Empty
[A]	12-Port QuickPort® VertiGo® Panel, panel only	49280-QP0
[B]	12-Port QuickPort® VertiGO® Panel, 3" channel	49280-QP3
[C]	12-Port QuickPort® VertiGO® Panel, 6" channel	49280-QP6
[D]	Opt-X® Adapter Plate VertiGO® Panel, panel only	49280-AP0
[E]	Opt-X® Adapter Plate VertiGO® Panel, 3" channel	49280-AP3
[F]	Opt-X® Adapter Plate VertiGO® Panel, 6" channel	49280-AP6

Contact Inside Sales at 800.722.2082 for custom VertiGo® configurations.
Channel not available separately



SPOTLIGHT

VertiGo® Zero-U Patch Panels > Unparalleled Flexibility

Leviton's patented VertiGo® Zero-U Patch Panels offer unprecedented versatility for a wide range of installations. In data centers where left or right side cabinet installation is ideal, VertiGo® can share mounting hardware with servers or other existing equipment. Where traditional cabinet space is lacking, VertiGo® can be mounted to a ladder tray, wire basket, directly to the wall, under a raised floor, or even onto modular furniture.

VertiGo® addresses three major data center issues: density, cooling, and appearance. Mounting vertically along a back cabinet rail allows more terminations than would otherwise be possible. Cables can be routed along the cabinet outer edges to improve airflow. The low-profile design fully covers the connections, providing the clean look data center managers seek.



Related Products
For QuickPort® connectors **see pages R-2 to R-4.**
For Opt-X® adapter plates **see pages R-48 to R-49.**

Telco Data & Voice Grade Panels

Features and Benefits

Data Grade Panels
- 8P8C Data Grade Panel supports 10/100BASE-T applications
- Features 25-pair female Amphenol™ RJ-21X connectors
- Pre-configured in 24- and 48-port densities

Voice Grade Panels
- 110-style or female 25-pair configurations
- Unique label delineates 1-, 2-, 4-, or 25-pair termination options
- Pre-configured in 24- and 48-port densities
- 25th pair (violet/slate) is not used in 25-pair style panels

RJ-21X Connectors Per Panel

Telco and Voice Grade Panels		
Cat. No.	24-Port	48-Port
49012	1	2
49014	2	4
49018	4	8



A-C



D



E



F

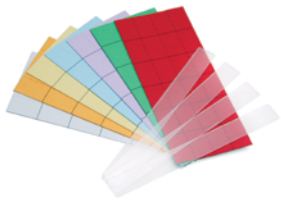

G

Data Grade Patch Panels				
Description		1RU 24-Port		2RU 48-Port
8P8C Panel, one 25-pair connector per 6 ports (supports 10/100BASE-T), 4 wire-pairs per port	[A]	49018-J24		49018-J48

Voice Grade Patch Panels				
Description		1RU 24-Port		2RU 48-Port
8P4C Panel, 110 termination, 2 wire-pairs per port	[B]	49013-P24	[D]	49013-P48
8P4C Panel, two 25-pair connectors per 24 ports, 2 wire-pairs per port		49014-J24	[C]	49014-J48
8P2C Panel, one 25-pair connector per 24 ports, 1 wire-pair per port		49012-J24		49012-J48

Labeling Solutions

Patch Panel Labeling Solutions		
	Description	Cat. No.
[E]	Adhesive Holder and Labels Kit for QuickPort® Panels (supports 24 ports)	49257-QHD
[F]	Adhesive Holder and Labels Kit for 110-Style Panels (supports 24 ports)	49257-I24
[G]	Designation Kit Replacement for 110-Style Panels (supports 24 ports)	69585-IDL

110-Style Wiring Products

Features and Benefits

CAT 6A 110-Style Wiring Blocks

- Supports high-frequency data signals up to 500 MHz
- Can be used as a consolidation point (CP) in a TIA-defined 90-meter permanent link
- Designed to mitigate alien crosstalk (AXT)
- Independently tested and verified by Intertek (ETL) to meet all TIA component, permanent link, and channel requirements
- Available in 64-pair wall-mount block

CAT 6 110-Style Wiring Products

- Support voice, data, and security applications
- Complete selection of rack and wall-mount blocks, mounting frames, patch cords, and cable management
- Wall-mount wiring block kits available in 96-, 192-, and 288-pairs
- Rack-mount wiring block kits available in 1RU 96-pair, 2RU 192-pair, and 3RU 288-pair configurations
- 110-style patch cords in 110-110 and 110-T568A/B configurations
- Connector clips withstand 200 reterminations
- Watch the training video on "110-Style Cross-Connect Termination" at leviton.com/videos


A


B-D


E-G


H, I


J


K


L

CAT 6A 110-Style Wall-Mount Wiring Block Kits

	Description	64-Pair
[A]	eXtreme® 6A CAT 6A 110-Style Wiring Block, wall-mount w/ legs and C-4 clips*	41D6A-1F4

CAT 6 110-Style Wiring Block Kits (with C-4 Clips)

Description	96-PAIR	192-PAIR	288-Pair
eXtreme® 6+ CAT 6 110-Style Wiring Block, wall-mount w/o legs	[B] 41NB6-1F4	—	—
eXtreme® 6+ CAT 6 110-Style Wiring Block, wall-mount w/legs*	[C] 41AB6-1F4	—	[D] 41AB6-3F4
eXtreme® 6+ CAT 6 110-Style Wiring Block, rack-mount	[E] 41DR6-1F4	[F] 41DR6-2F4	[G] 41DR6-3F4

CAT 6 110-Style Patch Cords

	Description	1-Foot	2-Foot	3-Foot	5-Foot	7-Foot	10-Foot
[H]	CAT 6 110 to 110 Patch Cord	62240-01S	62240-02S	62240-03S	62240-05S	62240-07S	62240-10S
[I]	CAT 6 110 to T568B Patch Cord	6234B-01S	6234B-02S	6234B-03S	6234B-05S	6234B-07S	6234B-10S

CAT 6 110-Style Connector Clips

	Description	Cat. No.
[J]	eXtreme® 6+ CAT 6 C-4 Clips (bag of 10)	69104-IDC

110-Style Labeling Solutions

	Description	Cat. No.
[K]	CAT 6 Label Kit, 6/kit	41LBL-60W
[L]	Label Holder, 6/kit	41100-HLD

*CAT 6A/6 110-Style wiring block stand-off legs are non-removable. Legs not sold separately for CAT 6A/6 wiring blocks

CAT 5e 110-Style Wiring Products

Features and Benefits

- Wall-mount bases available in 50- and 100-pair with or without legs
- 300-pair bases include stand-off legs, labels, and label holders
- Kits include bases, connecting blocks, labels, and holders
- Rack-mount units are for 100-, 200-, and 300-pair densities
- Patch cords in 110-110 and 110-T568A/B configurations



A-C



D-F



G



H, I



J, K



L, M

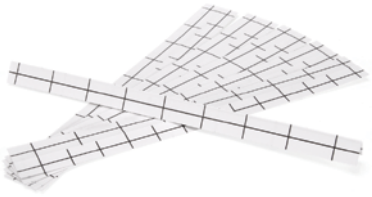

N



O

CROSS CONNECT | 110-Style Wiring Products

CAT 5e 110-Style Wall-Mount Wiring Block Kits

Description	C-4 Clips	C-5 Clips
GigaMax® CAT 5e 110-Style Wall-Mount Wiring Block Kit, w/ legs, 100-pair*	41AB2-1F4	41AB2-1F5
GigaMax® CAT 5e 110-Style Wall-Mount Wiring Block Kit, w/o legs, 100-pair	41NB2-1F4	41NB2-1F5
GigaMax® CAT 5e 110-Style Wall-Mount Wiring Block Kit, w/ legs, 300-pair*	41AB2-3F4	41AB2-3F5

CAT 5e 110-Style Wall-Mount Wiring Blocks

Description	50-Pair	100-Pair	300-Pair
GigaMax® CAT 5e 110-Style Wall-Mount Wiring Block, w/ legs*	41AW1-050 [B]	41AW2-100 [A]	41AW2-300
GigaMax® CAT 5e 110-Style Wall-Mount Wiring Block, w/o legs	41DW1-050 [C]	41DW2-100	—
GigaMax® CAT 5e 110-Style Wall-Mount Wiring Base, w/o legs**	41DW1-589	—	—

CAT 5e 110-Style Rack-Mount Kits

Description	C-4 Clips	C-5 Clips
GigaMax® CAT 5e 110-Style Rack-Mount Wiring Block Kit, 100-pair, 1RU	41DBR-1F4	41DBR-1F5
GigaMax® CAT 5e 110-Style Rack-Mount Wiring Block Kit, 200-pair, 2RU	41DBR-2F4	41DBR-2F5
GigaMax® CAT 5e 110-Style Rack-Mount Wiring Block Kit, 300-pair, 3RU	41DBR-3F4	41DBR-3F5

CAT 5e 110-Style Rack-Mount Wiring Blocks

Description	100-Pair	200-Pair	300-Pair
GigaMax® CAT 5e 110-Style Rack-Mount Wiring Block [D]	41DR2-100 [E]	41DR2-200 [F]	41DR2-300

Rack-Mount Manager

Description	Cat. No.
Rack-Mount Horizontal Cord Manager [G]	41D1R-HCM

CAT 5e 110-Style Patch Cords

Description	1-Foot	2-Foot	3-Foot	5-Foot	7-Foot	10-Foot
CAT 5e 110 to 110 Patch Cord, 4 pair [H]	5G240-01S	5G240-02S	5G240-03S	5G240-05S	5G240-07S	5G240-10S
CAT 5e 110 to 568A Patch Cord, 4 pair [I]	5G34A-01S	5G34A-02S	5G34A-03S	5G34A-05S	5G34A-07S	5G34A-10S
CAT 5e 110 to 568B Patch Cord, 4 pair	5G34B-01S	5G34B-02S	5G34B-03S	5G34B-05S	5G34B-07S	5G34B-10S

CAT 5e 110-Style Connector Clips

Description	C-3 Clips	C-4 Clips	C-5 Clips
GigaMax® CAT 5e 110-Style Connector Clips (bag of 10)	49103-IDC [J]	49104-IDC [K]	49105-IDC
GigaMax® CAT 5e 110-Style Connector Clips (bag of 50)	—	49104-I50	—

CAT 5e 110-Style Wiring Block Accessories

Description	Cat. No.
GigaMax® CAT 5e 110-Style legs (2 ea) (for use with 41DW1 only)	410L2-050
GigaMax® CAT 5e 110-Style legs (2 ea) (for use with 41DW2 only)	410L2-100
110-Style Horizontal Cord Manager w/o legs [L]	41D10-HCM
110-Style Horizontal Cord Manager w/ legs* [M]	41A10-HCM

*Category 5e 110-style wiring block stand-off legs are non-removable.
**89D Brackets (40089-00D), sold separately, see page K-26

110-Style Labeling Solutions

Description	Cat. No.
CAT 5e Label Kit, 6/kit [N]	41LBL-00W
Label Holder, 6/kit [O]	41100-HLD

Related Products
For 89D Brackets (40089-00D) **see page R-26.**

Wall-Mount Cord Managers & 110-Style Products

Features and Benefits

- Vertical cord managers help route patch cords in high-density applications
- Basic wall-mount unit features 300-pair capacity
- Extension kits add up to 600 extra pairs
- Rear cable channel, side slots, horizontal cord managers, and bottom cable tray included
- Horizontal rack-mount cord organizer available

110 Frame Kit



Basic Mounting Frame Kits include three 100-pair bases, mounting frame, cable tray, connector blocks, three horizontal cord managers, label strip holders, and white label strips.

Vertical Cord Managers and 110-Style Wall-Mount Wiring Products

	Description	Cat. No.
[A]	300-Pair Basic Mounting Frame Unit (sheet metal frame and bottom cable tray only)	41MB2-SMF
[B]	300-Pair Extension Mounting Frame Unit (sheet metal frame only)	41MB2-SME
	Basic Mounting Frame Kit, three 100-pair bases, mounting frame, cable tray, 75 C-4 connector blocks, three horizontal cord managers, label strip holders, and white label strips	41MB2-3F4
	Basic Mounting Frame Kit, three 100-pair bases, mounting frame, cable tray, 60 C-5 connector blocks, three horizontal cord managers, label strip holders, and white label strips	41MB2-3F5
	Extension Mounting Frame Kit, three 100-pair bases, mounting frame, 60 C-4 and 12 C-5 connector blocks, three horizontal cord managers, label strip holders, and white label strips	41MB2-EXT
[C]	300-pair Vertical Cord Manager Basic Unit, includes bottom cable tray	41880-300
[D]	300-pair Vertical Cord Manager Extension Unit	41880-EXT



A, B



C, D

66 Blocks & Mini Patch Panels

Features and Benefits

66 Connecting Blocks
- Install individually or in pairs in cross-connect system
- High-impact fire retardant UL 94V-0 plastic
- Phosphor bronze quick-connect insulation displacement 66-clips
- 25- and split 50-pair styles
- Accessories include covers, brackets, wire distribution spools, adapters, and bridging clips

Surface-Mount Mini Patch Panels
- Excellent for tight spaces and simple breakout patching
- Combine two or more panels for inline cross connect
- Use with 25-pair cable assemblies
- Wall-mountable


A


B


C


D


E


F, G


H


I


J, K


L, M

66 Connecting Blocks

	Description	Cat. No.
[A]	M-Block: 25-pair [66M1-25]* 10" H x 3 5/16" W x 1 3/16" D	40066-M25
	Split M-Block: 50-pair [66M1-50]* 10" H x 3 5/16" W x 1 3/16" D	40066-M50
[B]	M-Block, female connector [66M1-50W]* 10" H x 3 5/16" W x 1 3/16" D	40066-0MW
[C]	M-Block, female and male connectors [66M1-50W2]* 10" H x 3 5/16" W x 1 3/16" D	40066-MW2
[D]	Connectorized Demarc Block [66M1-50R]* 10" H x 3 13/32" W x 2 3/4" D, female Amphenol™	40066-0MR

Bridging Clips

[E]	Bridging Clips (SA-1) (50 per package)	40067-0BC

Hinged Covers and Snap-On Covers

	Snap-on Cover for M-Blocks: [66MC-4]* 9 15/16" H x 2 5/16" W x 5/16" D	40050-MCV
[F]	Hinged Cover for M-Blocks: gray [66MC4LH-G]* 10" H x 2 7/16" W x 3/4" D	40050-MHG
[G]	Hinged Cover for Demarc Blocks: orange [66MC4LH-O]* 10" H x 2 7/16" W x 3/4" D	40050-MH0

Bracket for M Blocks and Connector Mounting

[H]	M-Block Bracket for Connector Mounting: [89-D/QuickPort® Blocks]* 10" H x 3 13/32" W x 1 1/2" D	40089-00D

[I] Modular Adapters

	2-Position Modular Adapter [Tap-2]* - Converts two 66-clip contacts into 6P2C modular connector	40072-0T2
	4-Position Modular Adapter [Tap-4]* - Converts four contacts into 6P4C modular connector	40072-0T4
	6-Position Modular Adapter [Tap-6]* - Converts six contacts into 6P6C modular connector	40072-0T6
	8-Position Modular Adapter, T568B wiring [Tap™-8]* - Converts eight contacts into 8P8C non-keyed modular connector	40072-0T8

Wire Distribution Spools

[J]	Wire Distribution Spool [20-A]* 1 3/4" Dia. x 3" H	40054-0DS
[K]	Wire Distribution Spool with screw [20-B]* 1 3/4" Dia. x 3" H	40054-DSS

Surface-Mount Mini Patch Panels

[L]	25 6-position 2-Conductor [RJ-11]* FCC Spec Jacks, connected to a circuit board with one male 25-pair connector	41600-001
[M]	25 6-position 2-Conductor [RJ-11]* FCC Spec Jacks, connected to a circuit board with two bridged 25-pair connectors	41620-001
	Mounting Magnets (20 per package)	49200-00M

*Numbers in brackets refer to industry product designation

A/V Connectors, Adapters & Inserts

Features and Benefits

- HDMI® connector works with HDMI® Type A connectors
- Binding Post and Banana Jack connectors are excellent for advanced audio
- QuickPort® blanks secure unused ports in wallplates and housings for future expansion
- 3.5 mm Stereo Adapter facilitates classroom, workstation, and computer audio applications
- Use BNC connectors for commercial CCTV or commercial video signals
- S-video for enhanced video streams available in feedthrough and 110 termination
- Decora® wallplate inserts with HDMI® and DVI connections provide high-definition video with in-wall wiring



QuickPort® A/V Connectors and Adapters

	Description	White	Lt. Almond	Ivory	Gray	Black	Brown
[A]	HDMI® Connector, feedthrough	40834-00W	40834-00T	40834-00I	—	40834-00E	—
[B]	USB A/A Connector, feedthrough	40835-00W	—	40835-00I	40835-00G	—	—
[C]	3.5 mm Stereo Adapter, screw terminal	40839-SWS	—	40839-SIS	—	—	—
[D]	Blank Insert (pack of 10)	41084-BWB	41084-BTB	41084-BIB	41084-BGB	41084-BEB	41084-BBB
[E]	Banana Jack Connector, red stripe, feedthrough	40837-BWR	40837-BTR	40837-BIR	—	—	—
[F]	Banana Jack Connector, black stripe, feedthrough	40837-BWE	40837-BTE	40837-BIE	—	—	—
[G]	Binding Post Connector, red stripe, feedthrough	40833-BWR	40833-BTR	40833-BIR	—	40833-BER	40833-BBR
[H]	Binding Post Connector, black stripe, feedthrough	40833-BWE	40833-BTE	40833-BIE	—	40833-BEE	40833-BBE
[I]	BNC Connector, nickel-plated, feedthrough	41084-BWF	41084-BTF	41084-BIF	41084-BGF	41084-BEF	41084-BBF
[J]	BNC Connector, gold-plated, feedthrough	40832-0BW	40832-0BT	40832-0BI	—	—	—
[K]	S-Video Connector, feedthrough	40734-CVW	—	40734-CVI	—	—	—
[L]	S-Video Adapter, 110 termination	40734-SVW	40734-SVT	40734-SVI	40734-SVG	40734-SVE	—

QuickPort® A/V Inserts, Decora®

[M]	HDMI® Insert, feedthrough	41647-00W	—	41647-00I	—	—	—
[N]	DVI Insert, feedthrough	41648-00W	—	41648-00I	—	—	—

Color Choices

QuickPort® A/V connectors are offered in a wide rangle of colors.

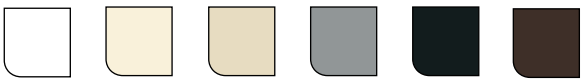

Feedthrough & 110-Style RCA & F-Connectors

Leviton carries a comprehensive selection of RCA and F-connectors in both feedthrough and 110 termination. Body colors match Leviton housings; barrel colors are industry standard.

Features and Benefits

RCA Connectors
- Standard identification colors for component and composite video
- Ideal for advanced audio

F-Connectors
- Coax connectors ideal for satellite and cable TV
- Nickel- and gold-plated versions are both SCTE-compliant and support signals up to 3 GHz


A


B


C


D

QuickPort® Feedthrough RCA and F-Connectors (for RCA & Coax Cable)

	Description	White	Lt. Almond	Ivory	Gray	Black	Brown
[A]	RCA Connector, gold-plated w/black stripe, feedthrough	40830-BWE	40830-BTE	40830-BIE	40830-BGE	40830-BEE	40830-BBE
	RCA Connector, gold-plated w/red stripe, feedthrough	40830-BWR	40830-BTR	40830-BIR	40830-BGR	40830-BER	40830-BBR
	RCA Connector, gold-plated w/yellow stripe, feedthrough	40830-BWY	40830-BTY	40830-BIY	—	—	—
	RCA Connector, gold-plated w/green stripe, feedthrough	40830-BWV	—	40830-BIV	—	—	—
	RCA Connector, gold-plated w/blue stripe, feedthrough	40830-BWL	—	40830-BIL	—	—	—
[B]	F-Connector, nickel-plated feedthrough	41084-FWF	41084-FTF	41084-FIF	41084-FGF	41084-FEF	41084-FBF
[C]	F-Connector, gold-plated, feedthrough	40831-0BW	40831-0BT	40831-0BI	—	—	—

QuickPort® 110-Style RCA Connectors (for CAT 5e or CAT 6 Cable)

	Description	White	Lt. Almond	Ivory	Gray	Black	Brown
[D]	RCA Connector, gold-plated w/red barrel, 110 termination	40735-RRW	40735-RRT	40735-RRI	40735-RRG	40735-RRE	—
	RCA Connector, gold-plated w/white barrel, 110 termination	40735-RWW	40735-RWT	40735-RWI	40735-RWG	40735-RWE	—
	RCA Connector, gold-plated w/yellow barrel, 110 termination	40735-RYW	40735-RYT	40735-RYI	40735-RYG	40735-RYE	—
	RCA Connector, gold-plated w/green barrel, 110 termination	40735-RVW	—	40735-RVI	—	—	—
	RCA Connector, gold-plated w/blue barrel, 110 termination	40735-RLW	—	40735-RLI	—	—	—
	RCA Connector, gold-plated w/orange barrel, 110 termination	40735-ROW	40735-ROT	40735-ROI	40735-ROG	40735-ROE	—

Color Choices

QuickPort® A/V connectors are offered in a wide rangle of colors.

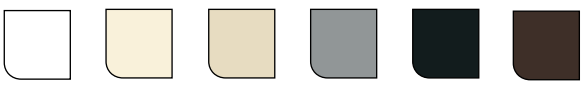

Compression, Crimp-On & Twist-On RCA & F-Connectors

Leviton's compression, crimp-on, and twist-on connectors are ideal for more specialized A/V applications. Compression connectors, available stand-alone or with QuickPort® housings, offer an airtight seal and secure fitting for increased cable retention. Crimp-on and twist-on connectors are an economical solution for less demanding applications.

Features and Benefits

RCA Connectors

- RCA compression connectors include six color rings for signal identification
- RCA compression connectors offer high-quality installations using RG-6 Quad Shield cable

F-Connectors

- Compression F-connectors ensure high-quality installations using quad shield cable
- RG-6 connectors available in one- and two-piece twist-on and crimp-on styles


A


B


C-E


F, G


H, I

Compression, Crimp-On and Twist-On RCA and F Connectors

Description		RG-59 Cable		RG-6 Cable		RG-6 Quad Shield
QuickPort® RCA Compression Connector, red barrel, white housing		—		—		40782-RRW
QuickPort® RCA Compression Connector, black barrel, white housing		—		—		40782-REW
QuickPort® RCA Compression Connector, blue barrel, white housing		—		—		40782-RLW
QuickPort® RCA Compression Connector, green barrel, white housing		—		—		40782-RVW
RCA Compression Connector (colored rings included)		—		—	[A]	40985-CRU
Compression F-Connector (colored rings included)		—		—	[B]	40985-CPF
F-Connectors, one-piece crimp-on (bag of 100)	[C]	40985-1P9	[D]	40985-1P6	[E]	40985-0Q6
F-Connectors, two-piece crimp-on (bag of 100)	[F]	40985-2P9	[G]	40985-2P6		—
F-Connectors, twist-on (bag of 100)	[H]	40985-TW9	[I]	40985-TW6		—

SPOTLIGHT

QuickPort® Inserts for Decora® Wallplates

Install QuickPort® category-rated and A/V connectors in any Decora® or Decora Plus™ wallplate using QuickPort® Decora® Inserts. Choose from one-port to six-port inserts and six different colors. For options, see page R-8.



Related Products
For master compression and crimping tools **see page R-42.**

Multimedia Outlet System (MOS)

The innovative Multimedia Outlet System (MOS) consists of a surface-mount box and single- and dual-gang wallplates that accept a variety of copper, fiber, and A/V connectors. The system is ideal for multimedia applications in conference rooms, training rooms, classrooms, auditoriums, and other areas.

Features and Benefits

- Front-load installation ensures simple moves, adds, and changes
- Modules are available in 0.5, 1, 1.5, and 2 unit high sizes
- Surface-mount housings accept 1 unit high modules only
- Plates accept 3 units high total
- Accommodates a combination of QuickPort® connectors and larger A/V components such as 3-port composite/component RCA and HD-15 connectors
- Allows for flexibility in applications where deployment of a variety of voice, data, audio, and visual systems is needed
- Watch the training videos for "Enhanced MOS RCA Module Installation" and "Enhanced MOS VGA Module Installation" at leviton.com/videos

Copper MOS Family



Sample Configurations for MOS Wallplates

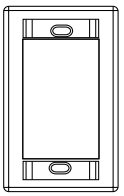
Single-Gang Wallplate

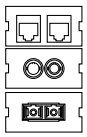
Three - 1 Unit High

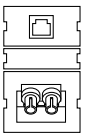
One - 1 Unit High
One - 1/2 Unit High
One - 1 1/2 Units High

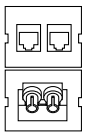
Two - 1 1/2 Units High


One - 1 Unit High
One - 2 Units High

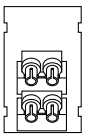
One - 3 Units High

SPOTLIGHT

QuickPort® and MOS Compatibility

The MOS system allows you to customize wallpates with any combination of voice, data, audio, and video connectivity. A/V connector module options include VGA, RCA component, and RCA composite video, while QuickPort® adapter modules expand your options to include QuickPort® category-rated connectors, HDMI, DVI, USB, S-video, F-connectors, and more. Blank inserts are also available to create a finished look when building in extra capacity for future growth.

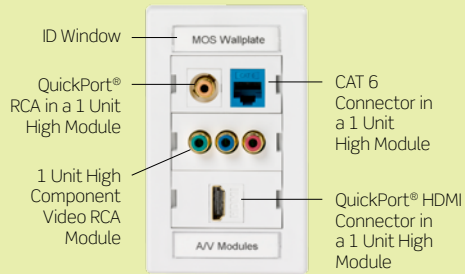

Related Products
For fiber optic MOS products **see pages R-58 to R-59.**

Continued on next page

A/V CONNECTIVITY | Multimedia Outlet System

Continued from previous page

Multimedia Outlet System (MOS)

Multimedia Outlet System Housings

	Description	White	Lt. Almond	Ivory	Gray	Black
[A]	Single-Gang Wallplate	41290-SMW	41290-SMT	41290-SMI	41290-SMG	41290-SME
[B]	Dual-Gang Wallplate	41290-DMW	41290-DMT	41290-DMI	41290-DMG	41290-DME
[C]	Surface-Mount Box*	41296-MMW	41296-MMT	41296-MMI	41296-MMG	41296-MME
[D]	Decora® Insert, holds one 1 unit high MOS Module	41649-00W	—	41649-00I	—	—
[E]	Fiber Storage/Spacer Ring	41290-DRW	—	41290-DRI	41290-DRG	41290-DRE

*Surface-mount box is not compatible with 41295-V**, 41292-D** and 41292-A**

Color Choices Multimedia outlet system housings are offered in five colors.





Multimedia Outlet System A/V Connector Modules (All modules are 1 unit high)

	Description	White	Lt. Almond	Ivory	Gray	Black
[F]	VGA PC Module, 110-style termination*	41295-VPW	41295-VPT	41295-VPI	—	—
[G]	VGA Monitor Module, 110-style termination*	41295-VMW	41295-VMT	41295-VMI	—	—
[H]	VGA/HD15 Module, screw terminal	41295-HDW	—	41295-HDI	—	—
[I]	VGA/HD15 Module, feedthrough	41293-HDW	41293-HDT	41293-HDI	41293-HDG	41293-HDE
	VGA/HD15 Module, empty	41291-DBW	41291-DBT	41291-DBI	41291-DBG	41291-DBE
[J]	RCA Component Video Module, 110-style termination (red, green, blue)	41292-DEW	41292-DET	41292-DEI	—	—
[K]	RCA Composite Video Module, 110-style termination (red, white, yellow)	41292-AEW	41292-AET	41292-AEI	—	—
[L]	3-Port RCA Module (red, black, yellow), feedthrough	41292-3RW	41292-3RT	41292-3RI	41292-3RG	41292-3RE
[M]	3-Port RCA Module (red, green, blue), feedthrough	41292-3DW	41292-3DT	41292-3DI	41292-3DG	41292-3DE
[N]	HDMI® Module, feedthrough	41290-HDW	41290-HDT	41290-HDI	41290-HDG	41290-HDE

*110-Style VGA modules require both PC and Monitor modules used in pairs to operate. This applies to F & G only



Multimedia Outlet System QuickPort® Adapters and Blank Modules

	Description	White	Lt. Almond	Ivory	Gray	Black
[O]	1-Port QuickPort® Module (1 unit high)	41291-1MW	41291-1MT	41291-1MI	41291-1MG	41291-1ME
[P]	2-Port QuickPort® Module (1 unit high)	41291-2QW	41291-2QT	41291-2QI	41291-2QG	41291-2QE
[Q]	2-Port Angled QuickPort® Module (1.5 units high)	41294-2QW	41294-2QT	41294-2QI	41294-2QG	41294-2QE
[R]	Blank Module (0.5 units high)	41295-5BW	41295-5BT	41295-5BI	41295-5BG	41295-5BE
[S]	Blank Module (1 unit high)	41291-1BW	41291-1BT	41291-1BI	41291-1BG	41291-1BE
[T]	Blank Module (1.5 units high)	41294-2BW	41294-2BT	41294-2BI	41294-2BG	41294-2BE
[U]	Blank Module (2 units high)	41292-2BW	41292-2BT	41292-2BI	41292-2BG	41292-2BE



Termination & Cutting Tools

Features and Benefits

Palm Termination Tool
- Overmolded ergonomic soft grip
- Easy-to-see wiring labels
- Connector holders provide stability for punchdown
- Incorporated retainer supports cable during termination
- Integrated holes allow rack-mounting of the Palm Tool for patch panel terminations
- Compatible with all Leviton CAT 6A/6/5e and A/V connectors

Multi-Pair Termination Tool
- Designed for 110-style wiring blocks
- High-impact, spring-loaded handle for one-punch termination of multiple pairs
- "Blade-in" and "blade-out" options
- Includes 4-pair, CAT 6 head
- CAT 5e and 6 heads available individually

Wire Punchdown/Termination Tool
- Punches and trims each wire with just a single push of the handle
- Adjustable impact setting for minimal physical effort
- Spare blade storage in handle chamber
- Available in 110 IDC and 66 IDC
- Terminate 22-, 24-, or 26-gauge wire

Cutting Tools
- Klein Tools® Electrician's Scissors are excellent for cutting and stripping copper cable as well as trimming center splines and rip cords
- Klein Tools® Flush Cutter neatly trims individual cable wires flush to connector body to prevent shorts in metal housings (recommended for shielded connectors)


A



B, C, D


E


F


G

Termination Tools and Blades

	Description	Cat. No.
[A]	Palm Termination Tool	47615-PTT
[B]	Wire Punchdown/Termination Tool (blades sold separately)	49553-814
[C]	110 IDC Blade	49553-110
[D]	66 IDC Blade	49553-066

Multi-Pair Termination Tools and Accessories

	Description	Cat. No.
[E]	Mass Termination Multi-Pair Tool Handle with CAT 6, 4-pair head	49553-TTH
	Mass Termination Replacement Head, CAT 6, 4-pair	49553-64H
	Mass Termination Replacement Head, CAT 5e, 5-pair	49553-55H

Cutting Tools

	Description	Cat. No.
[F]	Klein Tools® Electrician's Scissors	49886-SIS
[G]	Klein Tools® Flush Cutter (must be ordered in increments of 5)	49886-FCS

Testing Tool

Features and Benefits

Tone Test Set
- Low-voltage tester for continuity, shorts, and opens
- Talk battery for a communications line on a vacant pair
- Identifies tip and ring polarity, and line condition for clear line with dial tone, busy line, and ringing line
- Generates continuous or warble tone to trace pairs and locate broken pairs/cables in walls — use with Inductive Speaker Probe (below)

Inductive Speaker Probe
- Detects audible frequency tones for accurate tracing and identification of wires, cables, and metallic circuits

Modular Plug Breakout Adapter
- For testing any 6- or 8-position modular jack
- Works with the Tone Test Set


A


B


C


D

Tone Test Set, Inductive Speaker Probe and Kits

	Description	Cat. No.
[A]	Tone Test Set (includes 9-volt battery)	49560-TTS
[B]	Inductive Speaker Probe (includes 9-volt battery, one duckbill tip, and one needlepoint tip)	49561-SSP
[C]	Kit containing one Tone Test Set with Belt Holster, and one Inductive Speaker Probe with Belt Holster	49562-TSK

Modular Plug Breakout Adapter

	Description	Cat. No.
[D]	Modular Plug Breakout Adapter	40070-MDP

Coaxial Connection Tools

Features and Benefits

Coaxial Connector Tools
- Crimp coax onto RG-59 or RG-6 cables
- Rugged metal construction with cushioned handles

Master Compression Tool
- Terminates all Leviton coaxial compression connectors, including RCA and F-connectors
- Radial-style crimp compresses uniformly around connector body

Coaxial Connector Tools

	Description	Cat. No.
	Crimping Tool for Coaxial Connectors	40988-000
[E]	Master Compression Tool	40989-CPT


E

Labeling Solutions


A


B


C

VOICE 1	VOICE 1	VOICE	VOICE
VOICE 1	VOICE 1	DATA	DATA
VOICE 2	VOICE 2	FAX	FAX
VOICE 2	VOICE 2	PRINTER	PRINTER
VOICE 3	VOICE 3	SPARE	SPARE
VOICE 4	VOICE 4		
DATA 1	DATA 1		
DATA 1	DATA 1		
DATA 2	DATA 2		
DATA 2	DATA 2	1	1
DATA 3	DATA 3	1	1
DATA 3	DATA 3	2	2

D


E


F

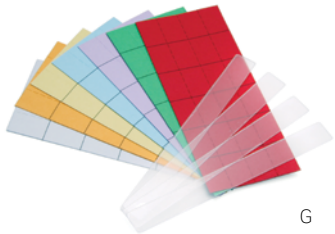
G

Work Area Labeling Solutions

	Description	Cat. No.
[A]	QuickPort® Shutter Kit (50 shutters)	51084-ICN
	White Label Kit	51084-XLB
[B]	Color Label Kit includes gray, orange, red, yellow, green, blue, purple, and brown (2 sheets of each color)	51084-CLB
[C]	Labels & Windows for Wallplates & Housings	41080-IDW
[D]	Pre-printed Port Labels, black ink, 10 sheets per package	41080-LEB
[E]	Adhesive Holder and Labels Kit for QuickPort® Panels (supports 24 ports)	49257-QHD
[F]	Adhesive Holder and Labels Kit for 110-Style Panels (supports 24 ports)	49257-I24
[G]	Designation Kit Replacement for 110-Style Panels (supports 24 ports)	69585-IDL

SPOTLIGHT

Leviton Palm Termination Tool

Use the Leviton Palm Termination Tool to quickly and easily punch down connectors at the job site. The Palm Tool was designed with contractor input and offers an ergonomic comfort grip, increased connector stability, and integrated holes that allow rack mounting for QuickPort® panel terminations. The Palm Tool is compatible with all CAT 6A/6/5e and standard QuickPort® A/V connectors. *See page R-41.*



Opt-X® 1000i 1RU/2RU/3RU/4RU Enclosures

Features and Benefits

- Sliding tray glides forward (with stop) and backward, and removes (1RU, 2RU) for easy field terminations and splicing
- 15" depth for high-density fiber termination and/or splicing
- Constructed of 16-gauge steel, powder-coated black
- 19" or 23" enclosure rack-mount option (23" 1RU mounting bracket sold separately)
- Enclosures protrude 4.5" from mounting ears to align with Versi-Duct® Cable Management System
- Accepts Opt-X® adapter plates
- Locking door option available on front, rear, or both doors
- Accessory kit consists of cable ties, mounting ear screws, and port ID label
- Custom Make-to-Order! enclosures available at leviton.com/configurator

RECOMMENDED APPLICATIONS:

- Equipment Rooms
- Telecommunications Rooms
- 19" and 23" Racks and Cabinets

Make to order! leviton.com/configurator


A


B


C


D


E

Opt-X® 1000i Rack-Mount Enclosures

	Description	Cat. No.
[A]	Opt-X® 1000i, 1RU Enclosure, empty	5R1UM-F03
[B]	Opt-X® 1000i, 1RU Enclosure, empty, with sliding tray	5R1UM-S03
[C]	Opt-X® 1000i, 2RU Enclosure, empty	5R2UM-F06
	Opt-X® 1000i, 2RU Enclosure, empty, with sliding tray	5R2UM-S06
	Opt-X® 1000i, 3RU Enclosure, empty (horizontal adapter plate/orientation)	5R3UM-F09
[D]	Opt-X® 1000i, 3RU Enclosure, empty (vertical adapter plate/orientation)	5R3UM-F12
[E]	Opt-X® 1000i, 4RU Enclosure, empty (vertical adapter plate/orientation)	5R4UM-F12
	Opt-X® 1000i, 4RU Enclosure, empty (horizontal adapter plate/orientation)	5R4UM-F15

Opt-X® 1000i Rack-Mount Enclosure Density

Rack Unit	Fibers (Using LC)	Adapter Plate	Splice Trays*
1RU	72	Up to 3	Up to 3
2RU	144	Up to 6	Up to 6
3RU	216	Up to 9 (horizontal adapter plate/orientation)	Up to 12
3RU/4RU	288	Up to 12 (vertical adapter plate/orientation)	Up to 12
4RU	360	Up to 15 (horizontal adapter plate/orientation)	Up to 12

*Maximum splice tray capacity is limited by height of selected splice tray

Opt-X® 500i Flush-Mount Rack Enclosures

Features and Benefits

- Flush-mount adapter bulkhead makes moves, adds, and changes easy
- One-piece removable cover allows for complete accessibility to the back of the enclosure
- Constructed of 16-gauge steel, powder-coated black
- Accepts Opt-X® adapter plates
- Accepts injection molded splice trays and 4" x 7" metal splice trays
- Enclosure is capable of storing up to 3 meters of 900 µm tight buffered fiber per adapter
- Accessory kit consists of cable ties, mounting ear screws, and port ID label
- Optional universal clamp kits (for installation on side of enclosure or on rack post)
- 1RU and 3RU flush-mount panels accept Opt-X® adapter plates and mount to 19" racks and cabinets
- Optional add-on patch cord cable management tray (sold separately) uses existing rack unit

RECOMMENDED APPLICATIONS:

- Equipment Rooms
- Telecommunications Rooms
- 19" racks and cabinets


A


B


C


D


E

Opt-X® 500i Rack-Mount Enclosures

	Description	Cat. No.
[A]	Opt-X® 500i, 1RU Enclosure, empty	5R1UL-F03
[B]	Opt-X® 500i, 2RU Enclosure, empty	5R2UL-F06
[C]	Opt-X® 500i, 3RU Enclosure, empty	5R3UL-F12
[D]	Opt-X® 500i, 1RU Panel, empty*	5R1UE-OPX
[E]	Opt-X® 500i, 3RU Panel, empty*	5R3UE-OPX

Opt-X® 500i Rack-Mount Enclosure Density

Rack Unit	Fibers (Using LC)	Adapter Plate	Splice trays**
1RU	72	Up to 3	Up to 3
2RU	144	Up to 6	Up to 6
3RU	288	Up to 12	Up to 12

*Minimum order quantity and lead times may apply.
**Maximum splice tray capacity is limited by height of selected splice tray

SPOTLIGHT
Patch Cord Management Tray

Patch Cord Management Trays help route and organize cables on Opt-X® 500i enclosures. The trays feature identification labels and front saddles that pivot for easier routing. Because they mount directly to the front of the enclosures, they do not require additional rack space. 2RU trays can be used with 3RU 500i enclosures.



Opt-X® 1000i & 500i Accessories

Rack-Mount Opt-X® Accessories			Available for	
	Description	Cat. No.	Opt-X 1000i	Opt-X 500i
[A]	Universal Opt-X® Enclosure-Mount Cable Clamp Kit, Single Cable Grommet	5RCMP-KIT	X	X
	Universal Opt-X® Enclosure-Mount Cable Clamp Kit, Multiple Cable Grommet*	5RCMP-KT2	X	X
[B]	Universal Rack Mount Clamp Kit, Single and Multiple Cable Grommet	5RCMR-KIT	X	X
	1RU 23" Rack and Cabinet Mounting Bracket*	5R1RU-023	X	
[C]	Fiber Cable Management 1/4 Ring Kit (bag of four 1/4 rings)	5R100-14R	X	X
	Lock and Key (for use with rack mount enclosure)	5L000-KAL	X	
[D]	Patch Cord Management Tray, 1RU (for use with 1RU enclosure)	5R1UL-CMT		X
[E]	Patch Cord Management Tray, 2RU (for use with 2 & 3RU enclosure)	5R2UL-CMT		X

*Minimum order quantity and lead times may apply



Enclosure-Mount Universal Clamp Kit Installed A



Rack-Mount Universal Clamp Kit Installed B



C



D



E

SPOTLIGHT

Fiber-to-the-Home Point of Entry Box

Leviton's new Fiber-to-the-Home (FTTH) Point of Entry Box is designed for applications in Multi Dwelling Units (MDU) and single-family homes. It provides a convenient location to terminate incoming fiber from the service provider to pigtails at the subscriber's premises, and includes an SC/APC adapter with two dust caps, as well as two splice sleeves. The box can be mounted in the Structured Media® enclosure or as a stand-alone unit on a wall, and comes with an adhesive magnet for easy installation and place adjustments. See page Q-9 in the Connected Home section for ordering information.



(FTH00-00W)

Opt-X® 1000 Wall-Mount Fiber Optic Enclosures

Features and Benefits

- Self-healing grommet material protects cable and minimizes dust build-up
- Adjustable fiber management rings easily attach to mounting studs
- Ground terminal lug provides grounding option or cable strain relief
- Cutout on side of enclosure allows access to adapter bulkhead when doors are open
- Door options: split with single lock on service side (optional lock available to install on customer side), solid with or without single lock on customer side
- Constructed of 16-gauge steel, powder-coated black

RECOMMENDED APPLICATIONS:

Telecommunications Rooms

Equipment Rooms


A


B


C

	Description	Maximum Capacity			Cat. No.
		Fibers (using LC)	Adapter Plates AND	Splice Trays	
Opt-X® 1000 Small Wall-Mount Enclosures					
	Small, empty, solid metal door, no lock	48	2	N/A	5W110-00N
[A]	Small, empty, split metal door and one lock/key	48	2	N/A	5W120-00N
	Small, empty, solid metal door and one lock/key	48	2	N/A	5W170-00N
Opt-X® 1000 Medium Wall-Mount Enclosures					
	Medium, empty, solid metal door, no lock	96	4	6	5W310-00N
[B]	Medium, empty, split metal door and one lock/key	96	4	6	5W320-00N
	Medium, empty, solid metal door and one lock/key	96	4	6	5W370-00N
Opt-X® 1000 Large Wall-Mount Enclosures					
[C]	Large, empty, solid metal door, no lock	288	12	6	5W710-00N
	Large, empty, split metal door and one lock/key	288	12	6	5W720-00N
	Large, empty, solid metal door and one lock/key	288	12	6	5W770-00N
Accessories					
	Lock and Key	—	—	—	5L000-L0K

Related Products
For Opt-X® adapter plates **see pages R-48 to R-49.**

Opt-X® Adapter Plates

Features and Benefits

- Unique design works with Leviton's exclusive Opt-X® series of enclosures
- Captive push/pull fasteners allow for quick, tool-free installation and removal
- Available in 6 to 24 fiber plates for LC, SC, and ST
- Fits in all Opt-X® rack-mount and wall-mount enclosures and VertiGO® panels
- 6-Pack QuickPort® Adapter plates (item T) accept all QuickPort® modules

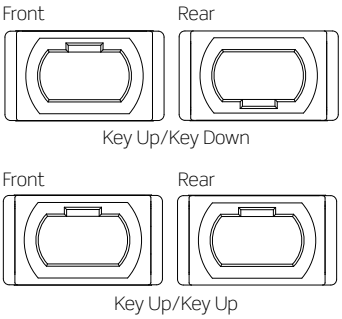



Opt-X® Enclosure Density

Rack-Mount Enclosures

1RU (for 1000i & 500i)	2RU (for 1000i & 500i)	3RU (for 1000i)	3RU (for 500i)	4RU (for 1000i)
Holds up to 3 adapter plates	*Holds up to 6 adapter plates*	*Holds up to 9/12 adapter plates*	*Holds up to 12 adapter plates*	*Holds up to 12/15 adapter plates*
6-pk ST = up to 18 fibers	6-pk ST = up to 36 fibers	6-pk ST = up to 54/72 fibers	6-pk ST = up to 72 fibers	6-pk ST = up to 72/90 fibers
8-pk ST = up to 24 fibers	8-pk ST = up to 48 fibers	8-pk ST = up to 72/96 fibers	8-pk ST = up to 96 fibers	8-pk ST = up to 96/120 fibers
3-pk Dplx SC = up to 18 fibers	3-pk Dplx SC = up to 36 fibers	3-pk Dplx SC = up to 54/72 fibers	3-pk Dplx SC = up to 72 fibers	3-pk Dplx SC = up to 72/90 fibers
6-pk Dplx SC = up to 36 fibers	6-pk Dplx SC = up to 72 fibers	6-pk Dplx SC = up to 108/144 fibers	6-pk Dplx SC = up to 144 fibers	6-pk Dplx SC = up to 144/180 fibers
6-pk Dplx LC = up to 36 fibers	6-pk Dplx LC = up to 72 fibers	6-pk Dplx LC = up to 108/144 fibers	6-pk Dplx LC = up to 144 fibers	6-pk Dplx LC = up to 144/180 fibers
6-pk Quad LC = up to 72 fibers	6-pk Quad LC = up to 144 fibers	6-pk Quad LC = up to 216/288 fibers	6-pk Quad LC = up to 288 fibers	6-pk Quad LC = up to 288/360 fibers
8-pk Dplx LC = up to 48 fibers	8-pk Dplx LC = up to 96 fibers	8-pk Dplx LC = up to 144/192 fibers	8-pk Dplx LC = up to 192 fibers	8-pk Dplx LC = up to 192/240 fibers

Opt-X® Enclosure Density

Wall-Mount Enclosures

Small	Medium	Large
Holds up to 2 adapter plates	*Holds up to 4 adapter plates*	*Holds up to 12 adapter plates*
6-pk ST = up to 12 fibers	6-pk ST = up to 24 fibers	6-pk ST = up to 72 fibers
8-pk ST = up to 16 fibers	8-pk ST = up to 32 fibers	8-pk ST = up to 96 fibers
3-pk Dplx SC = up to 12 fibers	3-pk Dplx SC = up to 24 fibers	3-pk Dplx SC = up to 72 fibers
6-pk Dplx SC = up to 24 fibers	6-pk Dplx SC = up to 48 fibers	6-pk Dplx SC = up to 144 fibers
6-pk Dplx LC = up to 24 fibers	6-pk Dplx LC = up to 48 fibers	6-pk Dplx LC = up to 144 fibers
6-pk Quad LC = up to 48 fibers	6-pk Quad LC = up to 96 fibers	6-pk Quad LC = up to 288 fibers
8-pk Dplx LC = up to 32 fibers	8-pk Dplx LC = up to 64 fibers	8-pk Dplx LC = up to 192 fibers

Opt-X® Precision Molded Fiber Adapter Plates

	Description	Cat. No.
[A]	Adapter Plate (beige), 62.5 µm MM (OM1), Duplex LC, 12-fiber, zirconia ceramic sleeve	5F100-2IL
[B]	Adapter Plate (black), 50 µm MM (OM2), Duplex LC, 12-fiber, zirconia ceramic sleeve	5F100-2EL
[C]	Adapter Plate (aqua), 50 µm LOMM (OM 3 & 4), Duplex LC, 12-fiber, zirconia ceramic sleeve	5F100-2QL
[D]	Adapter Plate (blue), SM (OS2), Duplex LC, 12-fiber, zirconia ceramic sleeve	5F100-2LL
[E]	Adapter Plate (green), SM (OS2), Duplex LC/APC, 12-fiber, zirconia ceramic sleeve	5F100-2VL
[F]	Adapter Plate (beige), 62.5 µm MM (OM1), Quad LC, 24-fiber, zirconia ceramic sleeve	5F100-4IL
[G]	Adapter Plate (black), 50 µm MM (OM2), Quad LC, 24-fiber, zirconia ceramic sleeve	5F100-4EL
[H]	Adapter Plate (aqua), 50 µm LOMM (OM3 & 4), Quad LC, 24-fiber, zirconia ceramic sleeve	5F100-4QL
[I]	Adapter Plate (blue), SM (OS2), Quad LC, 24-fiber, zirconia ceramic sleeve	5F100-4LL
	Plates (beige), 62.5 µm MM (OM1), Duplex SC, 6-fiber, zirconia ceramic sleeve	5F100-6IC
	Plates (black), 50 µm MM (OM2), Duplex SC, 6-fiber, zirconia ceramic sleeve	5F100-6EC
	Plates (aqua), 50 µm MM (OM3 & OM4), Duplex SC, 6-fiber, zirconia ceramic sleeve	5F100-6QC
	Plates (blue), SM (OS2), Duplex SC, 6-fiber, zirconia ceramic sleeve	5F100-6LC
	Plates (green), SM (OS2), Duplex SC/APC, 6-fiber, zirconia ceramic sleeve	5F100-6VC
[J]	Adapter Plate (beige), 62.5 µm MM (OM1), Duplex SC, 12-fiber, zirconia ceramic sleeve	5F100-2IC
[K]	Adapter Plate (black), 50 µm MM (OM2), Duplex SC, 12-fiber, zirconia ceramic sleeve	5F100-2EC
[L]	Adapter Plate (aqua), 50 µm LOMM (OM3 & OM4), Duplex SC, 12-fiber, zirconia ceramic sleeve	5F100-2QC
[M]	Adapter Plate (blue), SM (OS2), Duplex SC, 12-fiber, zirconia ceramic sleeve	5F100-2LC
[N]	Adapter Plate (green), SM (OS2), Duplex SC/APC, 12-fiber, zirconia ceramic sleeve	5F100-2VC
[O]	Adapter Plate (black), ST MM/SM, 6-fiber, zirconia ceramic sleeve	5F100-6MT
[P]	Adapter Plate (black), ST MM/SM, 8-fiber, zirconia ceramic sleeve	5F100-8MT
[Q]	Adapter Plate (black), Blank	5F100-PLT

Opt-X® Fiber Adapter Plates, Metal

	Description	Cat. No.
	Adapter Plate (black), OM1 & 2, Duplex LC (beige), 16-fiber, phosphor bronze sleeve	5F100-16P
[R]	Adapter Plate (black), OM3 & 4, Duplex LC (aqua), 16-fiber, zirconia ceramic sleeve	5F100-16A
	Adapter Plate (black), OS2, Duplex LC (blue), 16-fiber, zirconia ceramic sleeve	5F100-16Z
[S]	Adapter Plate (black), 6 simplex MTP, key up/key down	5F100-6MP
	Adapter Plate (black), 6 simplex MTP, key up/key up	5F100-6MB
	Adapter Plate (black), 8 simplex MTP, key up/key down	5F100-8MP
	Adapter Plate (black), 8 simplex MTP, key up/key up	5F100-8MB
[T]	Adapter Plate (black), 6-position QuickPort®, Empty	5F100-6QP

Additional adapter plate configurations available.
Please contact Tech Support at 800.824.3005 for more information

SPOTLIGHT
Opt-X® Precision-Molded Adapter Plates

Traditional adapter plate construction typically uses independent couplers inserted in a metal plate that often results in a "rattling" of components. Leviton's new Opt-X® Adapter Plates eliminate rattling and loose-fitting adapters by using precision-molding and integrated adapters, improving the overall performance, functionality, and quality of construction. All multimode and single-mode Opt-X® plates feature zirconia ceramic sleeves, providing high performance and low insertion loss (recommended for applications requiring 10 Gbps and higher).



Splice Trays

Features and Benefits

Injection-Molded Splice Trays

- 12-fiber mini and 24-fiber high-density splice trays
- Protect and manage heat shrink style spliced fibers
- Heat shrink splice sleeves included
- Ratchet action clamps with foam rubber padding minimize damage to fibers
- Compatible with Leviton Opt-X® 1000i and Opt-X® 1000 series enclosures

Metal Splice Trays

- Available in 4" and 5" sizes with 12- or 24-fiber capacity
- Heat shrink, heat shrink foam, and bare fusion styles available
- Mounting holes with space blocks prevent fiber damage



Splice Tray Mounting Hardware Kit

Accessories

Description	Cat. No.
Splice Tray Mounting Hardware Kit	SPLMT-HKT



Injection-Molded Splice Trays

	Description	Cat. No.
[A]	12-fiber Mini, 3.74" W x 5.59" L x 0.56" H (includes 14 heat shrink splice sleeves)	T5PLS-12F
[B]	24-fiber High-Density, 4.5" W x 7.63" L x 0.50" H (includes 26 heat shrink splice sleeves)	T5PLS-24F

Metal Splice Trays

	Description	Heat Shrink (Plastic)	Heat Shrink (Foam)	Bare Fusion
[C]	12-fiber Mini, 4" W x 7" L x 0.35" H	T47HS-P06	—	T47BF-P06*
	12-fiber Mini, with standoff 4" W x 7" L x 0.57" H	5T000-00T	—	—
[D]	12-fiber Standard, 4" W x 11.75" L x 0.35" H	T4LHS-P06	T4LHS-F06*	T4LBF-P06
[E]	24-fiber High-Density, 4" W x 11.75" L x 0.35" H	T4LHS-P12	T4LHS-F12*	T4LBF-P12
[F]	12-fiber Standard, 5" W x 11.75" L x 0.35" H	T5LHS-P06	T5LHS-F06*	T5LBF-P06
[G]	24-fiber High-Density, 5" W x 11.75" L x 0.35" H	T5LHS-B12	T5LHS-F12	T5LBF-P12*

Ribbon Style Splice Trays

	Description	Cat. No.
	72-fiber Ribbon Style, quartz, 6" W x 10" L x 0.35" H	T6XRB-40Q

*Minimum order quantity and lead times may apply.
Note: Splice tray mounting hardware sold separately except as noted.
Additional configurations available including mechanical splice.
Contact Inside Sales at 800.722.2082 for more information

Splice Holders & Sleeves

Features and Benefits

Splice Holders

- 6- and 12-fiber designs in foam and solid plastic options
- Mini, micro, and mechanical options available
- Styles accommodate the entire range of Leviton fusion splice sleeves

Fusion Splice Sleeves

- Standard 40 mm and 60 mm sizes, plus mini and micro sleeves for smaller trays and fibers
- Precise lengths free of all burrs and sharp edges
- Clear outer tube for viewing fiber color


A


B


C


D


E


F


G


H


I

Splice Holders

	Description	Cat. No.
[A]	Splice Holder, heat shrink (black plastic), 6-fiber capacity	FSHHS-P06
	Splice Holder, heat shrink (black plastic), 8-fiber capacity	FSHHS-P08
[B]	Splice Holder, heat shrink (black foam), 6-fiber capacity	FSHSL-F06
[C]	Splice Holder, mini sleeves (black foam), 6-fiber capacity	FSHMI-F06
[D]	Splice Holder, micro sleeves (black foam), 6-fiber capacity	FSHMR-F06
	Splice Holder, bare fusion, 12-fiber capacity	FSHBF-P12
[E]	Splice Holder, heat shrink (LGX® footprint), 6-fiber capacity	FSHAT-F06
	Splice Holder, ribbon, 6 position, 72-fiber capacity	FSHRB-F06

Fusion Splice Sleeves

Description		Standard 50/Pack	Slim 100/Pack		Mini 100/Pack		Micro 100/Pack	Ribbon 25/Pack
Fusion Splice Sleeve, 60 mm	[F]	FSSSD-060	FSSSL-060		—		—	—
Fusion Splice Sleeve, 40 mm		FSSSD-040	FSSSL-040	[G]	FSSMI-040	[H]	FSSMR-040	—
Fusion Splice Sleeve, 25 mm		—	—		FSSMI-025		FSSMR-025	—
Fusion Splice Sleeve, quartz, 40 mm		—	—		—		—	[I] FSSRB-Q40

Sleeve Recommendations for Splice Trays

Splice Tray	Recommended Splice Sleeve
T5PLS-12F	INCL
T5PLS-24F	INCL
T47HS-P06	FSSSD-040
T47BF-P06	FSSSD-040
5T000-00T	FSSSD-040
T4LHS-P06	FSSSD-060
T4LHS-F06	FSSSD-060
T4LBF-P06	FSSSD-060
T4LHS-P12	FSSSD-040

Splice Tray	Recommended Splice Sleeve
T4LHS-F12	FSSSD-040
T4LBF-P12	FSSSD-040
T5LHS-P06	FSSSD-060
T5LHS-F06	FSSSD-060
T5LBF-P06	FSSSD-060
T5LHS-B12	FSSSD-040
T5LHS-F12	FSSSD-040
T5LBF-P12	FSSSD-040
T6XRB-40Q	FSSRB-Q40

Economy Multimode Patch Cords

Features and Benefits

- Available in duplex configurations
- Industry-standard connector options
- Industry-standard connector and test requirements
- < 0.4 dB insertion loss, > 25 dB back reflection
- 100% factory tested
- Many fiber options: OM1, OM2, OM3, and OS2
- All cables are pre-labeled and individually bagged
- Quick-turn delivery available



LC-LC Duplex 62.5/125 µm MM

62.5/125 µm Multimode (OM1) OFNR Duplex

Description	Length (Meters)	Cat. No.
LC-LC	1	62DLC-M01
LC-LC	2	62DLC-M02
LC-LC	3	62DLC-M03
LC-LC	5	62DLC-M05
LC-LC	10	62DLC-M10
SC-SC	1	62DSC-M01
SC-SC	2	62DSC-M02
SC-SC	3	62DSC-M03
SC-SC	5	62DSC-M05
SC-SC	10	62DSC-M10
ST-ST	1	62DST-M01
ST-ST	2	62DST-M02
ST-ST	3	62DST-M03
ST-ST	5	62DST-M05
ST-ST	10	62DST-M10
SC-LC	1	62DCL-M01
SC-LC	2	62DCL-M02
SC-LC	3	62DCL-M03
SC-LC	5	62DCL-M05
SC-LC	10	62DCL-M10
SC-ST	1	62DCT-M01
SC-ST	2	62DCT-M02
SC-ST	3	62DCT-M03
SC-ST	5	62DCT-M05
SC-ST	10	62DCT-M10

50/125 µm LOMM (OM3) OFNR Duplex

Description	Length (Meters)	Cat. No.
LC-LC	1	5LDLC-M01
LC-LC	2	5LDLC-M02
LC-LC	3	5LDLC-M03
LC-LC	5	5LDLC-M05
LC-LC	10	5LDLC-M10
SC-SC	1	5LDSC-M01
SC-SC	2	5LDSC-M02
SC-SC	3	5LDSC-M03
SC-SC	5	5LDSC-M05
SC-SC	10	5LDSC-M10
SC-LC	1	5LDCL-M01
SC-LC	2	5LDCL-M02
SC-LC	3	5LDCL-M03
SC-LC	5	5LDCL-M05
SC-LC	10	5LDCL-M10

50/125 µm Multimode (OM2) OFNR Duplex

Description	Length (Meters)	Cat. No.
LC-LC	1	50DLC-M01
LC-LC	2	50DLC-M02
LC-LC	3	50DLC-M03
LC-LC	5	50DLC-M05
LC-LC	10	50DLC-M10
SC-SC	1	50DSC-M01
SC-SC	2	50DSC-M02
SC-SC	3	50DSC-M03
SC-SC	5	50DSC-M05
SC-SC	10	50DSC-M10
ST-ST	1	50DST-M01
ST-ST	2	50DST-M02
ST-ST	3	50DST-M03
ST-ST	5	50DST-M05
ST-ST	10	50DST-M10
SC-LC	1	50DCL-M01
SC-LC	2	50DCL-M02
SC-LC	3	50DCL-M03
SC-LC	5	50DCL-M05
SC-LC	10	50DCL-M10

50/125 µm LOMM (OM4) OFNR Duplex

Description	Length (Meters)	Cat. No.
LC-LC	1	54DLC-M01
LC-LC	3	54DLC-M03
LC-LC	5	54DLC-M05
LC-LC	10	54DLC-M10
SC-LC	1	54DCL-M01
SC-LC	3	54DCL-M03
SC-LC	5	54DCL-M05
SC-LC	10	54DCL-M10

Economy Patch Cords & Pigtails

Features and Benefits

Economy Single-Mode Patch Cords

- Available in standard LC, SC, ST, or hybrid options
- Riser-rated duplex zip cord single-mode cable
- UPC or APC polish style connectors
- < 0.3 dB insertion loss, -55 dB (UPC) / -65 dB (APC) back reflection
- Low-Smoke Zero-Halogen (LSZH) OS2 available by special order

Economy Pigtails

- Available in LC, SC, or ST connector styles
- Multimode, laser-optimized multimode, or single-mode fiber types
- 900 µm buffered fiber cable in 3-meter length, color white
- Application use: fusion or mechanical splicing
- 12-fiber color-coded pigtail kit, colors per TIA-598-A


UPC SC-SC Duplex SM


UPC LC-SC Duplex SM


APC SC-SC Simplex SM


62PSC Kit

9/125 µm Single-Mode Patch Cords (OS1) — Duplex

Description	Cat. No
LC-LC	UPDLC-S**
SC-SC	UPDSC-S**
ST-ST	UPDST-S**
SC-LC	UPDCL-S**
SC-ST	UPDCT-S**

**Length in meters: 1, 2, 3, 5, 10

APC Single-Mode Patch Cords (OS2) — Simplex

Description	Length (Meters)	Cat. No.
SC-SC	1	APSSC-S01
SC-SC	2	APSSC-S02
SC-SC	3	APSSC-S03
SC-SC	5	APSSC-S05
SC-SC	10	APSSC-S10

Single-Mode Pigtail — Simplex (3 Meters)

Description	Cat. No.
LC UPC polish	UPPLC-S03
SC UPC polish	UPPSC-S03
ST UPC polish	UPPST-S03
LC APC polish	APPLC-S03
SC APC polish	APPSC-S03

Multimode Pigtail — Simplex (3 Meters)

Description	Cat. No.
LC 62.5/125 µm, OM1	62PLC-M03
SC 62.5/125 µm, OM1	62PSC-M03
ST 62.5/125 µm, OM1	62PST-M03
LC 50/125 µm, OM2	50PLC-M03
SC 50/125 µm, OM2	50PSC-M03
ST 50/125 µm, OM2	50PST-M03
LC 50/125 µm, LOMM, OM3	5LPLC-M03
SC 50/125 µm, LOMM, OM3	5LPSC-M03
ST 50/125 µm, LOMM, OM3	5LPST-M03

12-Fiber Individual Color-Coded Pigtail Kits (3 Meters)

Description	Cat. No.
LC 62.5/125 µm, OM1	62PLC-KIT
LC 50/125 µm, OM2	50PLC-KIT
LC 50/125 µm LOMM, OM3	5LPLC-KIT
SC 62.5/125 µm, OM1	62PSC-KIT
SC 50/125 µm, OM2	50PSC-KIT
SC 50/125 µm LOMM, OM3	5LPSC-KIT
ST 62.5/125 µm, OM1	62PST-KIT
ST 50/125 µm, OM2	50PST-KIT
LC UPC Polish SM, OS2	UPPLC-KIT
SC UPC Polish SM, OS2	UPPSC-KIT

Contact Inside Sales at 800.722.2082 for 6-fiber pigtail kits, other configurations or custom lengths

FastCAM® Connectors

Features and Benefits

- Pre-polished, field-installable connectors
- Designed for data center and other applications that require fast network deployment
- Use precision zirconia ferrules
- Require no polishing or epoxy curing; provide immediate termination
- Precision mechanical termination uses molded v-groove technology to retain and align the fiber
- Terminated on 250 µm or 900 µm buffered fiber and/or 2 or 3 mm jacketed fiber
- Available in multimode, laser-optimized multimode, and single-mode connector styles
- Higher yields with Visual Fault Locator (VFL) compatible LC, SC, and ST connectors


A-D


E-G


H-K

FastCAM® Connectors — 1 Per Bag

	Description	Cat. No.
[A]	FastCAM® LC Single-Mode Connector, blue	49991-SLC
[B]	FastCAM® LC 50/125 µm Laser-Optimized Multimode Connector, aqua	49991-LLC
[C]	FastCAM® LC 62.5/125 µm Multimode Connector, beige	49991-MLC
[D]	FastCAM® LC 50/125 µm Multimode Connector, black	49991-5LC
[E]	FastCAM® SC Single-Mode Connector, blue	49991-SSC
[F]	FastCAM® SC 50/125 µm Laser-Optimized Multimode Connector, aqua	49991-LSC
[G]	FastCAM® SC 62.5/125 µm Multimode Connector, beige*	49991-MSC
[H]	FastCAM® SC 50/125 µm Multimode Connector, black	49991-5SC
[I]	FastCAM® ST 50/125 µm Multimode Connector, black	49991-5ST
[J]	FastCAM® ST Single-Mode Connector, blue	49991-SST
[K]	FastCAM® ST 62.5/125 µm Multimode Connector, beige	49991-MST
	FastCAM® Duplex Clips	49991-CLP

*Minimum order quantity and lead times may apply


FastCAM components

Related Products
For FastCAM® tools and consumables **see pages R-60 to R-63.**

Fast-Cure® Connectors

Features and Benefits

- Anaerobic adhesive-style, field-installable connectors
- Hand polishing required
- Most robust connection, ideal for inside and outside plant applications
- Available in LC, SC, and ST connector styles
- Available in LOMM, multimode, and single-mode versions
- 900 µm and 3 mm boots included with SC and ST connectors



Fast-Cure components



A



B



C



D



E-G

Fast-Cure® Adhesive Connectors

	Description	OS2 Single-Mode	OM1 & OM2 Multimode	OM3 & OM4 LO Multimode
[A]	LC Fast-Cure® Connector with 3 mm boot	49990-SL2 (blue)	49990-ML2 (beige)	49990-LL2 (aqua)
[B]	LC Fast-Cure® Connector with 900 µm boot	49990-SDL (blue)	49990-MDL (beige)	49990-LDL (aqua)
[C]	SC Fast-Cure® Connector	49990-SSC (blue)	49990-MSC (beige)	49990-LSC (aqua)
[D]	ST Fast-Cure® Connector	49990-SST	49990-MST	—

Fast-Cure® Accessories

	Description	OS2	OM1, OM2, OM3, & OM4
[E]	LC Duplex Clip for Fast-Cure® Connector, beige (bag of 25)	—	49886-DLM
[F]	LC Duplex Clip for Fast-Cure® Connector, blue (bag of 25)	49886-DLS	—
[G]	SC Duplex Clip for Fast-Cure® Connector, black (bag of 25)	49886-DSC	49886-DSC

SPOTLIGHT

Ceramic vs. Polymer Ferrules

Fiber optic ferrules, which ensure accurate alignment of fiber-to-fiber core interfaces, can be constructed of zirconia ceramic or polymer composites. While the two materials offer comparable performance in several areas, ceramic ferrules are superior in the key attributes of reliability (withstanding day-to-day environmental stressors) and durability (withstanding repeated matings/MACs). Leviton builds its connectors using only ceramic ferrules, so our customers can be assured of the best fiber connector performance in any application.



Fiber Optic Fan-Out Kits

Features and Benefits

- Protect bare fiber and prepare loose tube cable for direct termination to industry-standard connectors
- Separate 250 µm fibers and route into color-coded 900 µm buffer tubes with no proprietary tools
- Available in 6- or 12-strand kits and 24" or 36" lengths
- Works with cabling from any manufacturer (will accommodate buffer tube diameter up to 3.5 mm max)



E

Fiber Optic Fan-Out Kits

	Description	Cat. No.
[E]	24" Fiber Optic Fan-Out Kit, 6-fiber	49887-06S
	24" Fiber Optic Fan-Out Kit, 12-fiber	49887-12S
	36" Fiber Optic Fan-Out Kit, 6-fiber	49887-06L
	36" Fiber Optic Fan-Out Kit, 12-fiber	49887-12L
	Fan-Out Consumables Kit	49800-FAN

SPOTLIGHT

Multiple Fiber Optic Fan-Out Kits

Stack multiple Fiber Optic Fan-Out Kits inside a fiber enclosure to save space. Available in two lengths, these 6- or 12-fiber kits separate 250 µm fibers and route them into color-coded 900 µm buffer tubes. The easy-to-use kits work with any manufacturer's loose-tube cabling and any industry-standard connectors. To learn more, watch a termination demonstration at leviton.com/videos.



QuickPort® Fiber Adapters

Features and Benefits

- Snap into all QuickPort® openings and Multimedia Outlet System (MOS) housings
- Tool-free plug-n-play installation
- Offered with precision phosphor bronze or zirconia ceramic alignment sleeve


A


B


C


D


E


F

QuickPort® Fiber Adapters**

	Description	Cat. No.
[A]	QuickPort® Duplex LC Adapter, MM, phosphor bronze sleeve, beige	41085-ML~
[B]	QuickPort® Duplex LC Adapter, 10G LOMM, zirconia ceramic sleeve, aqua	41085-LL~
[C]	QuickPort® Duplex LC Adapter, SM, zirconia ceramic sleeve, blue	41085-SL~
[D]	QuickPort® Simplex SC Adapter, MM, phosphor bronze sleeve, female front/back	41085-M*C
	QuickPort® Simplex SC Adapter, SM/MM (10G LOMM), zirconia ceramic, female front/back	41085-S*C
[E]	QuickPort® ST Fiber Optic Adapter, MM, phosphor bronze sleeve	41084-S*F
	QuickPort® ST Fiber Optic Adapter, SM, zirconia ceramic sleeve	41084-S*Z
[F]	MTP® QuickPort® Adapter, SM/MM	41085-TP*

**Minimum order quantity and lead times may apply.
Some adapters are Make-to-Order, contact Inside Sales at 800.824.3005 for ordering information

Color Choices QuickPort® fiber adapters are offered in a wide rangle of colors. To order colors, add suffix to Cat. No.

~Colors

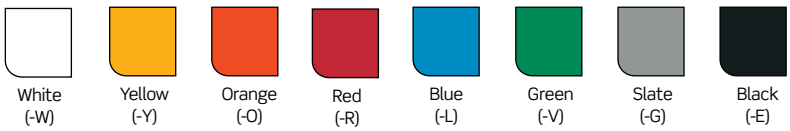

*Colors

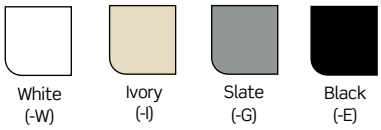

SPOTLIGHT
QuickPort® Wallplates

QuickPort® adapters are designed to fit our complete line of QuickPort® wallplates found on pages R-5 to R-11.



Related Products
For QuickPort® connectors **see pages R-5 to R-11.**

Fiber Inserts

The innovative Multimedia Outlet System (MOS) consists of a surface-mount box and single- and dual-gang wallplates that accept a wide variety of fiber, copper, and A/V connectors. The single-gang wallplate and surface-mount box accepts up to six connectors; dual-gang accepts up to twelve.

Features and Benefits

- Modules are available in 0.5, 1, 1.5, 2, and 3 unit high sizes
- Surface-mount box accepts only 1 unit high modules
- Plates accept 3 units high total
- Available in standard QuickPort® footprint as well as more specialized modules
- Snap-in installation into wallplates and surface mount boxes
- Front-load installation simplifies moves, adds, and changes (MACs)
- Angled geometry protects cabling



AV solutions divider

Fiber MOS Family



MOS Surface-Mount Box and Wallplate Housings

	Description	White	Lt. Almond	Ivory	Gray	Black
[A]	Single-Gang Wallplate	41290-SMW	41290-SMT	41290-SMI	41290-SMG	41290-SME
[B]	Dual-Gang Wallplate	41290-DMW	41290-DMT	41290-DMI	41290-DMG	41290-DME
[C]	Surface-Mount Box	41296-MMW	41296-MMT	41296-MMI	41296-MMG	41296-MME
[D]	Fiber Storage/Spacer Ring	41290-DRW	—	41290-DRI	41290-DRG	41290-DRE
[E]	Decora® Insert, holds one 1-unit high MOS module	41649-00W	—	41649-00I	—	—



Color Choices

MOS surface-mount box and wallplate housings are offered in five colors.



MOS Fiber Inserts

	Description	White	Ivory	Gray	Black
[A]	1 Duplex SC, zirconia ceramic, SM/MM blue, (1 unit high)	41291-2CW	41291-2CI	41291-2CG	41291-2CE
[B]	1 Duplex SC, zirconia ceramic, SM/MM blue, 45˚ exit (1.5 units high)	41294-2CW	41294-2CI	41294-2CG	41294-2CE
[C]	1 Duplex SC, zirconia ceramic, SM/MM blue, 45˚ exit (2 units high)	41292-2CW	41292-2CI	41292-2CG	41292-2CE
[D]	2 Duplex SC, zirconia ceramic, SM/MM blue, 45˚ exit (3 units high)	41293-4CW	41293-4CI	41293-4CG	41293-4CE
	1 Duplex ST, zirconia ceramic, SM, (1 unit high)	41291-ZTW	41291-ZTI	41291-ZTG	41291-ZTE
[E]	1 Duplex ST, phosphor bronze, MM, (1 unit high)	41291-2TW	41291-2TI	41291-2TG	41291-2TE
	1 Duplex ST, zirconia ceramic, SM, 45˚ exit (1.5 units high)	41294-ZTW	41294-ZTI	41294-ZTG	41294-ZTE
[F]	1 Duplex ST, phosphor bronze, MM, 45˚ exit (1.5 units high)	41294-2TW	41294-2TI	41294-2TG	41294-2TE
	1 Duplex ST, zirconia ceramic, SM, 45˚ exit (2 units high)	41292-ZTW	41292-ZTI	41292-ZTG	41292-ZTE
[G]	1 Duplex ST, phosphor bronze, MM, 45˚ exit (2 units high)	41292-2TW	41292-2TI	41292-2TG	41292-2TE
	1 Duplex ST, zirconia ceramic, SM, 45˚ exit (3 units high)	41293-ZTW	41293-ZTI	41293-ZTG	41293-ZTE
[H]	2 Duplex ST, phosphor bronze, MM, 45˚ exit (3 units high)	41293-4TW	41293-4TI	—	41293-4TE

For multimode SC adapters in beige, blue, or aqua housing, please contact Inside Sales at 800.722.2082



MOS QuickPort® Adapters and Blank Modules

	Description	White	Lt. Almond	Ivory	Gray	Black
[I]	1-Port QuickPort® Module (1 unit high)	41291-1MW	41291-1MT	41291-1MI	41291-1MG	41291-1ME
[J]	2-Port QuickPort® Module (1 unit high)	41291-2QW	41291-2QT	41291-2QI	41291-2QG	41291-2QE
[K]	2-Port 45˚ Exit Angled QuickPort® Module (1.5 units high)	41294-2QW	41294-2QT	41294-2QI	41294-2QG	41294-2QE
[L]	Blank Module (0.5 units high)	41295-5BW	41295-5BT	41295-5BI	41295-5BG	41295-5BE
[M]	Blank Module (1 unit high)	41291-1BW	41291-1BT	41291-1BI	41291-1BG	41291-1BE
[N]	Blank Module (1.5 units high)	41294-2BW	41294-2BT	41294-2BI	41294-2BG	41294-2BE
[O]	Blank Module (2 units high)	41292-2BW	41292-2BT	41292-2BI	41292-2BG	41292-2BE





For LC adapters, use QuickPort® modules above and LC adapters on page K-57.

Color Choices

MOS QuickPort® adapters and blank modules are offered in five colors.



Fiber Optics Tool Kits

Features and Benefits

Fiber Optic Light Tool Kit
- Essential tool set for quick field-termination of Fast-Cure® connectors
- Terminates both multimode and single-mode fiber
- Consumables sold separately

Fiber Optic Fast-Cure® Tool Kit
- All the tools you need for terminating multimode or single-mode LC, SC, or ST Fast-Cure® adhesive connectors
- Adhesive/accelerator kit sold separately, see page R-63
- Consumables sold separately

Fiber Optic FastCAM® Tool Kit
- Precision cleaving for guaranteed FastCAM® connector performance
- Terminates both multimode and single-mode fiber
- Consumables sold separately



A



B



C

Fiber Optic Tool Kits

	Description	Cat. No.
[A]	Light Tool Kit	49800-MTK
[B]	Fast-Cure® Tool Kit	49800-FTK
	FastCAM® Tool Kit w/ LYNX Cleaver*	49800-MSK
[C]	FastCAM® Tool Kit w/ LYNX Cleaver, work tray, & LED light*	49800-LAK
	FastCAM® Tool Kit w/ CT-30A Cleaver (cleaver shown on page R-62)	49800-SMK

*Minimum order quantity and lead times may apply.
Note: Adhesive/accelerator tool kit sold separately

Fiber Optic Tool Kits Contents

	Light Tool Kit 49800-MTK	Fast-Cure® Tool Kit 49800-FTK	FastCAM® Tool Kit 49800-MSK
Standard Tool Kit Carrying Case	•		
250 µm Buffer Remover		•	
900 µm Buffer Remover	•	•	
Jacket Stripper	•	•	•
Aramid Strand Scissors	•	•	
Safety Glasses		•	
Sapphire Scribe	•	•	
2.5 mm Polishing Puck	•	•	
3" x 6" Polishing Pad	•	•	
ST/SC Combination Tightening Tool	•		
Versa-Cleave® Tool			
LYNX Cleaver			•
100x Inspection Scope	•		
200x Inspection Scope		•	
Piano Wire		•	
Lint-Free Dry Wipes		•	•
Alcohol Pads		•	•
12 µm Aluminum Oxide Lapping Film		•	
3 µm Aluminum Oxide Lapping Film		•	
0.3 µm Aluminum Oxide Lapping Film		•	
Crimp Tool		•	
LC Scope Adapter		•	
LC Polishing Puck		•	

SPOTLIGHT
Visual Fault Locator (VFL)

Leviton's Visual Fault Locator (VFL) uses a bright red laser to locate faults in optical fiber, such as bends, breaks, and defective connectors. Included with each VFL are a 2.5 mm ferrule interface, 1.25 mm adapter, and soft carrying case. Use with LC, SC, and ST FastCAM® connectors.



Related Products
For individual consumables and adhesive/accelerator tool kits **see page R-63.**

Fiber Optics Tools


A, B


C, D


E


F


G


H


I


J



K

Universal Tools and Accessories

	Description	Cat. No.
[A]	250 and 900 µm Buffer Remover (yellow handle)	49886-BR2
[B]	900 µm Buffer Remover (red handle)	49886-BR9
[C]	Jacket Stripper	49886-STP
[D]	Aramid Strand Scissors	49886-SIS
	Marking Pen	49886-SMP
	Safety Glasses	49886-GLS
	Sapphire Scribe	49886-SCR
	1.25 mm (LC) Polishing Puck	49886-LCP
	2.5 mm (SC/ST) Polishing Puck	49886-PUC
	3" x 6" Polishing Pad	49886-PAD
	Opt-X® Tool Kit Carrying Case	49886-CSE
	Safety Pad	49886-SPD
	200x Inspection Scope	49886-FSP
	LC Scope Adapter (works w/ 200x scope only)	49886-LCS
	Duplex LC Scope Adapter (works w/ 200x scope only)	49886-LCD
	MTP® Scope Adapter (works w/ 200x scope only)	49886-MCS
	Fiber Optic Crimp Tool with .128/.151/.178 hex die	49886-FCT
	Tool Kit Carrying Case	49886-FCC
[E]	LC Connector Cleaning Tool	49886-LCT
[F]	SC Connector Cleaning Tool	49886-SCT

FastCAM® Specific Tools

	Description	Cat. No.
[G]	Work Tray*	49886-LNT
[H]	Gooseneck LED*	49886-LGN
[I]	LYNX Cleaver*	49886-LNX
[J]	Fujikura CT-30A Cleaver*	49886-CTA
[K]	Visual Fault Locator (VFL) (2.5 and 1.25 mm adapters included)	49886-VFL
	Replacement 1.25 mm Adapter for VFL	49886-FLA

*Minimum order quantity and lead times may apply

Consumable Products & Kits

Features and Benefits

Universal Consumables Kit
All the basic supplies needed to clean and polish fiber optic connectors.
Kit includes:
- 50 lint-free dry wipes
- 50 alcohol pads
- 30 sheets 12 µm lapping film
- 30 sheets 3 µm lapping film
- 30 sheets 0.3 µm lapping film
- Piano wire

Adhesive/Accelerator Kit
Kit includes:
- Loctite 680 adhesive
- Loctite 7649 accelerator with syringe
- Two needles
- Will do approximately 200 terminations

Fast-Cure® Consumables Kit
Everything from the Universal Kit, plus specialized supplies for Fast-Cure® terminations.
Additional included items:
- 25 syringes
- 25 needles
- Adhesive and accelerator
- Will do approximately 200 terminations

Fan-Out Consumables Kit
Kit terminates a minimum of 10 Fiber Optic Fan-Out Kits.
Kit includes:
- 20 lint-free dry wipes
- 10 alcohol pads
- 10 D'Gel® packets
- Sealant
- Talc powder



A



B



C



D

Consumables Kits

	Description	Cat. No.
[A]	Universal Consumables Kit	49800-CON
[B]	Fast-Cure® Consumables Kit	49800-FCC
[C]	Adhesive/Accelerator Kit	49800-680
[D]	Fan-Out Consumables Kit	49800-FAN

Consumables

Description	Cat. No.
Piano Wire	49886-WRE
Lint-Free Dry Wipes (100 per pack)	49886-DWP
Alcohol Pads (100 per pack)	49886-APD
12 µm Aluminum Oxide Lapping Film, pink (100 per pack)	49886-12F
3 µm Aluminum Oxide Lapping Film, yellow (100 per pack)	49886-03F
0.3 µm Aluminum Oxide Lapping Film, light blue (100 per pack)	49886-X3F
Replacement Needles (25 per pack)	49886-FCN
Replacement Syringes (25 per pack)	49886-SYR

Versi-Duct® Cable Management System

Leviton's unique Versi-Duct® system is a versatile cable management solution for copper and fiber installations. The innovative system fits on any standard equipment rack, and accessories enable a wide range of cable management configurations.

Features and Benefits

Versi-Duct® 8" Channel Cable Management

- Ideal for today's large-scale deployments and CAT 6A installations with typical larger diameter cable
- 80" channel ships in two 40" pieces for easier handling and installation
- Channels available with standard or designer cover
- Channels include mounting bracket kit and two covers, one slack loop organizer, and one cable retainer per 80" side (front or front/rear)
- Included cover features unique integrated dual-hinge for easy accessibility
- Channels can be side or center-mounted for better space utilization
- Large finger passthrough space aligns with rack units
- Standard black replacement covers available through Customer Service



40" length shown A



40" length shown B



C



D

Versi-Duct® 8" Channel Vertical Cable Management and Accessories

Description		Front Only		Front & Rear
Vertical 80" length, 8" W x 8" D channel, standard hinged black cover		8980L-VFO*		8980L-VFR
Vertical 80" length, 8" W x 8" D channel, designer hinged gray cover	[A]	8C80L-VFO*	[B]	8C80L-VFR
Vertical Center Mounting Bracket, 8" channel (bag of 4)		—		89265-BKT
Vertical Cable Retainer, 8" channel (bag of 6)		—	[C]	89265-WR1
Vertical Slack Loop Organizer, 8" channel (package of 2)		—	[D]	89265-SL1

*Rear retrofit not available



80" length shown B

Versi-Duct® 8" Capacity Chart

Use the chart below to determine maximum recommended cable capacity for 8" Versi-Duct® managers, based on average cable outside diameter. To ensure proper bend radius and space for future additions, do not fill to capacity at initial installation.

Feature	Channel Depth (WxD)	Usable Area (In^2)	CAT 6A Capacity (.330" Cable)	CAT 6 Capacity (.230" Cable)	CAT 5e Capacity (.185" Cable)
8" Channel Size	7.88" x 6.9"	54.3	159	327	505
Finger Spacing	5.5" x 1"	5.5	24	50	77
Large Passthrough	4.8" x 2.6"	11.2	49	101	156
Small Passthrough	2.6" dia.	5.3	23	48	74

CABLE MANAGEMENT | Versi-Duct® Vertical & Horizontal Management

Features and Benefits

Versi-Duct® 5" Channel Cable Management

- 80" channel ships in two 40" pieces for easier handling and installation
- Interlocking tabs maintain flush channel alignment
- Finger spacing aligns with rack units

Versi-Duct® Horizontal Cable Management

- Fits all standard 19" racks
- Includes bend radius compliant clips
- Finger spacing aligns with patch panel port openings to better manage patch cords
- Standard black replacement covers available through customer service



Mount the Slack Loop Organizer on the duct fingers to manage excess cables.



F, G



H



I



J, K



L, M



N



O, P

Versi-Duct® 5" Channel Vertical Cable Management and Accessories

Description		Front Only		Front & Rear
Vertical 80" length, 5" W x 4" D channel, standard snap-on black cover (included)		4980L-VFO*	[E]	4980L-VFR
Vertical 40" length, 5" W x 4" D channel, standard snap-on black cover (included)	[F]	4940L-VFO*	[G]	4940L-VFR
Vertical 40" Designer Cover, 5" channel, snap-on, gray (set of 2)		—	[H]	59265-5DC
Mounting Bracket, 5" channel (set of 2)		—	[I]	49265-BKT
Versi-Duct® Slack Loop Organizer (set of 2)		—		49265-SL1
Versi-Duct® Slack Loop Organizer (Extended) (set of 2)		—		49265-SL2

Versi-Duct® Horizontal Cable Management and Accessories

Description		Front Only		Front & Rear
Horizontal Manager, 2RU, 3" W x 3" D front, 2" W x 4" D rear**, with cover	[J]	492RU-HFO	[K]	492RU-HFR
Horizontal Manager, 1RU, 1.5" W x 3" D front, 1.5" W x 4" D rear**, with cover	[L]	491RU-HFO	[M]	491RU-HFR
Horizontal Designer Cover, 2RU, snap-on, gray		—	[N]	49265-DC2
Horizontal Designer Cover, 1RU, snap-on, gray		—		49265-DC1
Horizontal Cable Retainer (10 per package)		—	[O]	49265-WR1
Horizontal Cover Hinge (4 per package)		—	[P]	49265-HNG

*Rear retrofit not available.
**Bend radius clips included



80" length shown E

Versi-Duct® 5" Capacity Chart

Use the chart below to determine maximum recommended cable capacity for 5" Versi-Duct® managers, based on average cable outside diameter. To ensure proper bend radius and space for future additions, do not fill to capacity at initial installation.

Feature	Channel Depth (WxD)	Usable Area (In^2)	CAT 6A Capacity (.330" Cable)	CAT 6 Capacity (.230" Cable)	CAT 5e Capacity (.185" Cable)
5" Channel Size	4.75" x 3.9"	18.5	54	111	172
Finger Spacing	3" x 1"	3.0	13	27	42
Passthrough	3.5" x 1"	3.5	15	32	49

Horizontal Cable Managers

Features and Benefits

- Available in 1RU, 2RU, and 4RU sizes
- All mount to standard 19" racks and cabinets
- 4RU manager includes a shelf to support patch cords
- Horizontal managers support transition to vertical management
- Combo Manager offers front and rear management
- Attach included cable manager to C1 Ultra Blank Panel for high-density installations


A, B


C


D


E


H


I


F, G


J


K


L

Horizontal Cable Managers

Description		Flat		Flat w/ Metal Cover		Angled	Recessed-Angled		Recessed-Flat
Horizontal Manager, 1RU, 4" metal rings	[A]	49253-LPM		4925C-LPM	[B]	49254-LPM	4W254-LPM		—
Horizontal Manager, 2RU, 4" metal rings		49253-BCM	[C]	4925C-BCM		49254-BCM	4W254-BCM		—
Horizontal Manager, 2RU, 2" metal rings		49253-2CM		—		—	—		—
Horizontal Manager, 4RU, 4" metal rings	[D]	49253-4CM		4925C-4CM		—	—		—
Horizontal Manager, 1RU, 6" metal rings		49253-6PM		—		—	—		—
Horizontal Manager, 2RU, 6" metal rings		49253-6MR		—		—	—		—
Horizontal Manager, 4RU, 6" metal rings		49253-6CM		4925C-6CM		—	—		—
Recessed Horizontal Manager, 1RU, 3" metal rings		—		—		—	—	[E]	49253-RCM
Horizontal Manager, 2RU, w/ plastic saddles	[F]	49252-PO2		—		—	—		—
Horizontal Manager, 1RU, w/ plastic saddles	[G]	49252-PO1		—		—	—		—
Combo Front and Rear Manager, 2RU	[H]	49252-PCM		—		—	—		—
VELCRO® Brand Horizontal Manager, 1RU	[I]	41150-019		—		—	—		—
Tie Wrap Bar, 1" H x 1.5" D	[J]	49258-TWB		—		—	—		—
C1 Ultra Blank Panel / Cable Manager, 2RU	[K]	C1253-2CM		—		—	—		—
Horizontal Manager, 2RU with 4" Slack Loop Organizers (4)	[L]	49300-SM2		—		—	—		—
Horizontal Manager, 4RU with 4" Slack Loop Organizers (6)		49300-SM4		—		—	—		—

Rear Cable Management Bars

Features and Benefits

- Standard Flat Cable Management Bar attaches directly to patch panels
- Standard Angled and Recessed-Angled Cable Management Bars attach directly to rack
- Extended Cable Management Bar handles large cable volumes and includes six VELCRO® Brand straps
- High-Density Cable Management Bar is constructed of die-cast aluminum to support heavy loads of cable and mounts on front or rear of rack
- Rear Cable Management Bar for Active Equipment offers extended depth for power cord support and cutouts for air circulation


A


B


C


D


E


F

Rear Cable Management Bars

Description		Flat		Angled		Recessed-Angled
Standard Cable Management Bar	[A]	49005-CMB	[B]	49006-AMB	[C]	4W006-AMB
Extended Cable Management Bar, 1RU	[D]	49005-EMB		—		—
High-Density Cable Management Bar, 1RU	[E]	49005-DMB		—		—
Rear Cable Manager for Active Equipment, 2RU	[F]	41188-SM2		—		—

SPOTLIGHT
Cable Management Options

High-Density Cable Management Bar

Constructed of durable, lightweight die-cast aluminum, the High-Density 1RU Cable Management Bar is excellent for heavy cable loads. The bar supports up to 48 CAT 6A, CAT 6, or CAT 5e horizontal cables and fits all industry standard 19" racks and cabinets. It can be mounted on the front or rear of the rack.



Vertical Cable Management Rings

Support and manage vertical and horizontal cable loads with Vertical Cable Management Rings. The open ring solution is ideal for tight spaces and smaller deployments. Install with the Mounting Tie Bracket for center mounting.



Blanks & Transitional Covers

Features and Benefits

Blank Panel Inserts

- Provide a seamless look and designate rack space for future expansion
- Available for flat, angled, and recessed-angled patch panels
- Attach included cable manager to C1 Ultra Blank Panel when additional cord management is needed

Transitional Covers

- Provide clean, aesthetic transition from angled patch panels to flat equipment
- Improve thermal management
- Available for angled and recessed-angled patch panels



A-C



D, E



F, G



H, I

Blank Panel Inserts

Description		Standard		Angled		Recessed-Angled
Blank Panel, 4RU	[A]	49254-BP4		—		—
Blank Panel, 2RU	[B]	49254-BP2	[E]	49254-BA2	[F]	4W254-BA2
Blank Panel, 1RU	[C]	49254-BP1	[D]	49254-BA1		4W254-BA1
C1 Ultra Blank Panel/Cable Manager, 2RU	[G]	C1253-2CM		—		—

Transitional Covers

Description		Angled		Recessed-Angled
Transitional Cover, 1RU	[H]	49254-BC1	[I]	4W254-BC1

SPOTLIGHT

Angled and Recessed-Angled Panels

Address specific rack and cabinet requirements with Leviton angled and recessed-angled patch panels. Standard angled panels improve patch cord routing in high-density applications, while recessed-angled panels are ideal for applications with minimal depth in front of the panel. Specialized cable management is available for both styles, including standard bars, horizontal managers, blanks, and transitional covers.



Related Products
For angled and recessed-angled patch panels **see page R-28.**

Rings & Brackets

Features and Benefits

Cable Management Rings

- Vertical Management Rings are an open ring solution that can be installed in tight spaces and smaller deployments
- Mounting Tie Bracket allows rings to be positioned between racks
- Vertical Transition Rings are used for vertical and horizontal cable management and are compatible with flat and angled panels

Hinged Wall-Mount Brackets

- Designed for installations where space is constrained and racks are not used
- 6" deep brackets allow for proper cable management
- 2RU, 3RU, and 4RU sizes

Front Hinged Bracket

- Simplifies process of terminating cables to rear of patch panels when access is limited
- Easy-access quick-release latches drop to 90° and 120° positions
- Rack- or wall-mountable

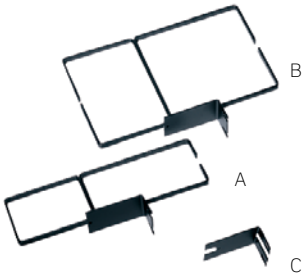







Cable Management Rings

	Description	Cat. No.
[A]	3" Vertical Management Rings	49260-MR3
[B]	6" Vertical Management Rings	49260-MR6
[C]	Mounting Tie Bracket	49261-BKT
[D]	Vertical Transition Rings for Angled and Recessed-Angled Panels, 2RU	49262-HR1

Hinged Wall-Mount Brackets

	Description	Cat. No.
[E]	Hinged Wall-Mount Bracket, 2RU, 6" depth	49251-W62
	Hinged Wall-Mount Bracket, 3RU, 6" depth	49251-W63
	Hinged Wall-Mount Bracket, 4RU, 6" depth	49251-W64

Front Hinged Bracket

	Description	Cat. No.
[F]	Front Hinged Bracket, 3RU	49400-FHB



Front Hinged Bracket in the 120° position

VELCRO® Brand Cable Fasteners

Features and Benefits

VELCRO® Brand Tie Wraps
- Available in 5", 8", and 12" lengths (0.5" width)
- Slot helps secure fastening without over-tightening
- All wraps come with 25 units per roll

VELCRO® Brand Compression Straps
- Available in 15" lengths (all 0.5" width)
- Adjustable to support a variety of loads
- Easy feedthrough slot helps secure fastening without over-tightening
- Strap enclosed area equals 6" diameter
- Holds up to 320 CAT 5e, 200 CAT 6, or 100 CAT 6A cables in vertical bundles
- 10 units per pack

VELCRO® Brand Wraps — Bulk Rolls
- Available in 15', 75', and 600' bulk rolls (0.5" width)
- Cut to desired length

VELCRO® Brand Wraps —Softcinch Lite Rolls
- Thinner depth for smaller bundles
- Tear by hand for quick application
- Available in 75' roll (0.5" width)

Maroon products UL Listed for use in plenum or air handling spaces per National Electric Code (NEC) Section 300.


A-C


D, E


F


G


H

VELCRO® Brand Cable Fasteners

	Description	Black	Blue	Yellow	Orange	Maroon (Plenum Rated)
[A]	Tie Wrap, 5" (25 units per roll)	43105-005	43105-05L	43105-05Y	43105-05O	43105-05P
[B]	Tie Wrap, 8" (25 units per roll)	43108-008	43108-08L	43108-08Y	43108-08O	43108-08P
[C]	Tie Wrap, 12" (25 units per roll)	43112-012	43112-12L	43112-12Y	43112-12O	43112-12P
[D]	Bulk Roll, 15'	43115-015	43115-15L	43115-15Y	43115-15O	43115-15P
[E]	Bulk Roll, 75'	43115-075	43115-75L	43115-75Y	43115-75O	43115-75P
[F]	Bulk Roll, 600'	43115-600	—	—	—	—
[G]	Compression Strap (10 units per pack)	44115-15E	44115-15L	44115-15Y	44115-15O	—
[H]	SoftCinch Lite Roll, 75'	4S115-75E	—	—	—	—

Color Choices

VELCRO® brand cable fasteners are offered in five colors.

Black Blue Yellow Orange Maroon

VELCRO® Brand Utility Fasteners

Features and Benefits

- Saddle ties attach to wood surfaces, relay racks, and enclosures
- Saddle ties are 8 3/8" in length
- Compression straps are an ideal solution for heavy vertical cable runs, 5" in diameter
- J-Hooks are height adjustable to bypass obstacles, and open to 6" diameter
- Workstation loops, with 1.25" diameter, attach with convenient peel-off adhesive
- Orange fasteners are 8 3/8" in length
- Storage rings for inside and outside plant ensure copper and fiber optic bend radius; loops included



A, B



C



D


E



F


Available in 11.75" and 24" diameter
G

VELCRO® Brand Utility Fasteners

	Description	Cat. No.
[A]	Saddle Ties w/ 10/32 metal rack screws (10 per pack)	41020-SPR
[B]	Saddle Ties w/ #8 wood screws (10 per pack)	41010-SPW
[C]	J-Hook (10 per pack)	46700-SLG
[D]	Compression Strap (2 per pack)	45224-RCS
[E]	Workstation Loops w/ peel-off adhesive (25 per pack)	41225-SAP
[F]	Fasteners, orange (10 per pack)	41030-OFT
	Storage Rings, Inside Plant, 11.75" diameter	48900-IFR
[G]	Storage Rings, Outside Plant, 24" diameter	48900-OFR

SPOTLIGHT

Protect Cables with Genuine VELCRO® Brand Fasteners

Use VELCRO® Brand fasteners to secure all cable bundles. Our genuine VELCRO® Brand products won't crush or damage cables like tie wraps can, and are reusable for moves, adds, and changes (MACs). Plus, with our extensive range of fastener styles, colors, and sizes, Leviton has the perfect VELCRO® Brand cable management solution for your unique needs.



Zone Enclosures

Features and Benefits

Zone Enclosures
- Provide flexible consolidation points in ceiling or floor
- Simplify moves, adds, and changes (MACs)
- Plenum-rated and include fire-rated foam sealing kits
- Significant reduction in cable pathway loading
- Use as a telecom enclosure (TE) for cabling flexibility

2' x 2' Passive Raised-Floor Enclosures
- Fit in air handling space under 8" raised floors
- House two 4RU (8RU total) racks for standard 19" components
- Rotating patch panel mounting provides easy access to rear of panels

Ceiling Enclosures
- Install flush with drop ceiling
- Fully hinged drop-down doors support installed equipment and open to face technician
- Active and passive styles available
- Mount into standard 2' x 2' and 2' x 4' ceiling tiles
- Active enclosures include AC power back box and venting for active eqiupment


A


B


C


D

Zone Enclosures

	Description	Cat. No.
[A]	Active Ceiling Enclosure, 2' x 2', 2RU active and 5RU passive space	Z1000-AC2
[B]	Active Ceiling Enclosure, 2' x 4', 4RU active and 10RU passive space	Z1000-AC4
[C]	Passive Raised-Floor Enclosure, 8" depth, 8RU passive space	Z1000-PF2
[D]	Passive Ceiling Enclosure, 2' x 2', 5RU passive space	Z1000-PC2

SPOTLIGHT
Zone Cabling Design Benefits

In a zone cabling design, cables are routed from the telecommunications room (TR) to appropriately placed telecommunications enclosures (TE). Cabling is then run from the zone enclosure to each work area (WA). In an Active Zone Enclosure System, a single fiber run can support dozens of work areas, significantly reducing cable pathway loading and TR space requirements. Zone cabling designs are ideal for open office architecture. Zone cabling benefits include:

- *Maximum infrastructure flexibility*
- *Improved network performance*
- *Simplified moves, adds and changes*
- *Reduced floor space usage*
- *Significantly reduced cost of ownership*

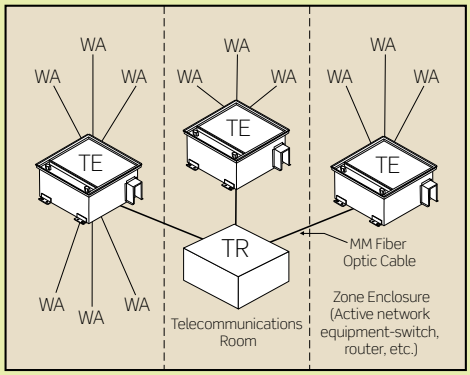

Wireless Access Point Enclosures

Features and Benefits

5" & 10" Wireless Access Point Ceiling Enclosures
- Single edge-protected access port includes a fire-rated foam sealing kit
- Suitable for installation in air spaces
- Mount into a standard 2' x 2' ceiling tile

4" Wireless Access Point Ceiling Enclosures
- Accommodates one wireless access point or bridge
- Removable door-mounted bracket supports equipment up to 10.5" W x 5.5" H x 1.875" D
- Includes fully hinged, lockable door with two round holes for access point antennae

Ceiling Enclosure Faceplates
- All faceplates fit both 5" and 10" depth enclosures
- Select appropriate part number based on listed compatible access point model
- All faceplates are fully hinged and lockable

Wall-Mount Enclosure
- Rugged steel construction with lock assembly
- Accommodates equipment sized 9.5" W x 6.5" H x 2.75" D


A


B


C

Wireless Access Point Ceiling Enclosures

	Description	Cat. No.
	Wireless Access Point Ceiling Enclosure, 10" depth, faceplate sold separately	W1000-WCE
[A]	Wireless Access Point Ceiling Enclosure, 5" depth, faceplate sold separately	W1000-WC5
[B]	Wireless Access Point Ceiling Enclosure, 4" depth, with faceplate	W1000-WC0

Wireless Access Point Ceiling Enclosure Faceplates (Required for 5" and 10" Enclosures)

	Description	Cat. No.
	Blank Faceplate (fits 5" and 10" Wireless Access Point Enclosures)	W1000-F01
	Faceplate for Cisco Aironet 1200 (fits 5" and 10" Wireless Access Point Enclosures)	W1000-F04

Wireless Access Point Wall-Mount Enclosure

	Description	Cat. No.
[C]	Wireless Access Point Wall-Mount Enclosure (accommodates Cisco Aironet 350 or equivalent)	W1000-WW0

All enclosures and faceplates are powder-coated white

FLX Series

Leviton FLX Series PDUs provide reliable power distribution into racks and cabinets with output power ranging from 2.0 kW to 12.5 kW. Metered units include a Smart Meter Technology display showing voltage, amperage, and wattage for the total PDU and for each individual branch (3-phase units). FLX Series PDUs are available in a wide selection of input plugs and output receptacles meeting both NEMA and IEC standards. All PDUs include UL-rated breakers for branch circuit protection. The 70" PDUs mount vertically in racks or cabinets, and feature data center quality design and construction.

RECOMMENDED APPLICATIONS:

- Data Center Cabinets
- Telecommunications Racks
- Quick Network Deployment



INPUT FLEXIBILITY

- 120V & 208V Single-Phase and 208V 3-Phase (WYE or Delta)
- 12 input plug options meeting both NEMA and IEC 60309 standards
- 208V units (single and 3-phase) provided with Type DP cable for NEC 645 compliance
- 120V units available with locking or non-locking input plugs
- Cord lengths from 3 to 15 feet (10 feet standard)



DATA CENTER READY

- Tested for temperature, humidity, vibration, and shock conditions that exceed the ranges in section 5 of the Telcordia GR63 standard
- 18-gauge cold-rolled steel construction
- All 208V units include UL-489 circuit breakers
- 208V units (single and 3-phase) provided with Type DP cords for NEC 645 compliance
- Grounding stud provides easy and reliable grounding
- cULus Listed 60950-1
- Every unit is factory burned-in and tested



Related Products
*For FLX Series accessories **see page R-76.**

POWER DISTRIBUTION | FLX Series



SMART METER TECHNOLOGY

- Displays amps, volts, and watts
- Gravity sensor detects PDU orientation and auto-inverts display
- Auto-scrolling feature on 3-phase units displays bank-level information
- Amperage and wattage accuracy: ± 5%
- Voltage accuracy: ± 2%
- Blue LEDs increase visibility and require minimal power to operate display



OUTPUT FLEXIBILITY

- Output power ranging from 2.0 kW to 12.5 kW
- 3-phase units available with 120V, 208V, and 120V/208V output
- Output receptacles include NEMA 5-20R and L6-20R; IEC 60320 C13 and C19



MOUNTING FLEXIBILITY

- Bracket and button-mounting hardware included for compatibility with a wide range of rack and cabinet applications
- Optional adjustable rack-mounting bracket available for open-frame racks
- Cable management available for securing cords and improving aesthetics

Continued on next page

LEVITON

POWER DISTRIBUTION | FLX Series

Continued from previous page

FLX Series

Input Plug Types

Single Phase 120V	NEMA 5-20P	NEMA L5-20P	NEMA L5-30P	
Single Phase 208V	NEMA L6-20P	NEMA L6-30P		
3-Phase 208V Delta	NEMA L15-20P	NEMA L15-30P	Non-NEMA CS8365C	IEC 60309 460P9W
3-Phase 208V WYE	NEMA L21-20P	NEMA L21-30P		IEC 60309 560P9W

Output Receptacle Types

NEMA	NEMA	IEC 60320	IEC 60320
5-20R 120V	L6-20R 208V	C13 208V	C19 208V

FLX Series Accessories

Description	Cat. No.
Adjustable Extension Mounting Bracket	PDURK-BKT
Power Cord Management Bar	PDURK-MGR
Power Cord Retention Rings, VELCRO® Brand Straps	PDURK-RNG



Adjustable Mounting Bracket



Power Cord Management Bar



Single-Phase 208V FLX PDU

3-Phase 208V FLX PDU

Dimensions: 70" H x 2.3" W x 2.4" D

The FLX Series offers a variety of configurations to meet many different applications and power requirements. The information contained in the following tables will assist you in finding the right FLX model to meet your needs.

FLX PDU Input and Output Characteristics by Plug Type

PDU Input				PDU Output	
Plug Type	Input Voltage	Plug Rating	Continuous Input Current	Output Power	Max. Output Current
5-20P	120V Single-Phase	20A	16A	2.0 kW	16A Total
L5-20P	120V Single-Phase	20A	16A	2.0 kW	16A Total
L5-30P	120V Single-Phase	30A	24A	3.0 kW	24A Total
L6-20P	208V Single-Phase	20A	16A	3.3 kW	16A Total
L6-30P	208V Single-Phase	30A	24A	5.0 kW	24A Total
L15-20P	208V 3-Phase Delta	20A	16A	5.8 kW	9.3A / Bank
L15-30P	208V 3-Phase Delta	30A	24A	8.6 kW	13.8A / Bank
CS8365C	208V 3-Phase Delta	50A	35A	12.5 kW	20A / Bank
560P9W	208V 3-Phase WYE	60A	35A	12.5 kW	20A / Bank
L21-20P	208V 3-Phase WYE	20A	16A	5.8 kW	9.3A / Bank
L21-30P	208V 3-Phase WYE	30A	24A	8.6 kW	13.8A / Bank
460P9W	208V 3-Phase Delta	60A	35A	12.5 kW	20A / Bank

FLX PDU Product List by Output Receptacle Configuration

Outlet Qty & Type	120V Single-Phase			208V Single-Phase		3-Phase WYE			3-Phase Delta			
	5-20P	L5-20P	L5-30P	L6-20P	L6-30P	L21-20P	L21-30P	560P9W	L15-20P	L15-30P	CS8365C	460P9W
(24) 5-20R	FM106	FM107	FM105	—	—	—	—	—	—	—	—	—
(24) C13; (6) C19; (6) 5-20R	—	—	—	—	—	FM379 —	FM380 —	FM381 —	—	—	—	—
(36) C13; (6) C19	—	—	—	—	—	FM355 FB355	FM356 FB356	FM388 FB388	FM413 FB413	FM403 FB403	FM354 FB354	FM429 FB429
(24) C13; (6) C19	—	—	—	FM204 FB204	FM206 FB206	FM313 FB313	FM315 FB315	FM361 FB361	FM410 FB410	FM445 FB445	FM337 FB337	FM424 FB424
(24) C13; (4) C19; (4) L6-20R	—	—	—	—	—	FM373 FB373	FM374 FB374	FM375 FB375	FM431 FB431	FM432 FB432	FM433 FB433	FM434 FB434
(8) C13; (4) L6-20R; (12) 5-20R	—	—	—	—	—	FM376 —	FM377 —	FM378 —	—	—	—	—
(12) C13; (12) C19	—	—	—	—	—	FM389 FB389	FM390 FB390	FM391 FB391	FM450 FB450	FM451 FB451	FM452 FB452	FM453 FB453
(12) L6-20R	—	—	—	—	—	FM347 FB347	FM348 FB348	FM371 FB371	FM406 FB406	FM407 FB407	FM346 FB346	FM426 FB426
(36) 5-20R	—	—	—	—	—	FM310 FB310	FM311 FB311	FM360 FB360	—	—	—	—
(12) C13; (18) C19	—	—	—	—	—	FM382 FB382	FM386 FB386	FM387 FB387	FM446 FB446	FM447 FB447	FM448 FB448	FM449 FB449
(24) C13; (3) 5-20R	—	—	—	—	—	FM330 FB330	FM331 FB331	FM367 FB367	—	—	—	—
(36) C13	—	—	—	—	—	FM353 FB353	FM324 FB324	FM364 FB364	FM411 FB411	FM412 FB412	FM352 FB352	FM428 FB428
(12) L6-20R	—	—	—	FM207 FB207	FM210 FB210	—	—	—	—	—	—	—

FLX PDUs are available with a cord length of 3 - 15 feet.
The default cord length is 10 feet.
— Indicates configuration is not available

Continued on next page

Continued from previous page

FLX Series

FLX PDUs ship in 5 days or less for quantities up to 25 units. For delivery information that includes transit time from the factory to your specific location, please contact Leviton Customer Service at 800.722.2082.

Single-Phase 120V Input Power Distribution Units (PDUs)

Cat. No.		Input			Output			
Metered	Basic*	Plug Type	Voltage	Continuous Current	Power	Voltage	Receptacle Qty & Type	Maximum Current
FM106-10S	—	5-20P	120V Single-Phase	16A	2.0 kW	120V	(24) 5-20R	16A Total
FM107-10L	—	L5-20P	120V Single-Phase	16A	2.0 kW	120V	(24) 5-20R	16A Total
FM105-10L	—	L5-30P	120V Single-Phase	24A	3.0 kW	120V	(24) 5-20R	24A Total

Single Phase 208V Input Power Distribution Units (PDUs)

Cat. No.		Input			Output			
Metered	Basic	Plug Type	Voltage	Continuous Current	Power	Voltage	Receptacle Qty & Type	Maximum Current
FM204-10L	FB204-10L	L6-20P	208V Single-Phase	16A	3.3 kW	208V	(24) C13; (6) C19	16A Total
FM207-10L	FB207-10L	L6-20P	208V Single-Phase	16A	3.3 kW	208V	(12) L6-20R	16A Total
FM206-10L	FB206-10L	L6-30P	208V Single-Phase	24A	5.0 kW	208V	(24) C13; (6) C19	24A Total
FM210-10L	FB210-10L	L6-30P	208V Single-Phase	24A	5.0 kW	208V	(12) L6-20R	24A Total

3-Phase 208V Input PDUs

Cat. No.		Input			Output			
Metered	Basic	Plug Type	Voltage	Continuous Current	Power	Voltage	Receptacle Qty & Type	Maximum Current
FM431-10L	FB431-10L	L15-20P	208V 3-Phase Delta	16A	5.8 kW	208V	(24) C13; (4) C19; (4) L6-20R	9.3A / Bank
FM410-10L	FB410-10L	L15-20P	208V 3-Phase Delta	16A	5.8 kW	208V	(24) C13; (6) C19	9.3A / Bank
FM413-10L	FB413-10L	L15-20P	208V 3-Phase Delta	16A	5.8 kW	208V	(36) C13; (6) C19	9.3A / Bank
FM450-10L	FB450-10L	L15-20P	208V 3-Phase Delta	16A	5.8 kW	208V	(12) C13; (12) C19	9.3A / Bank
FM446-10L	FB446-10L	L15-20P	208V 3-Phase Delta	16A	5.8 kW	208V	(12) C13; (18) C19	9.3A / Bank
FM406-10L	FB406-10L	L15-20P	208V 3-Phase Delta	16A	5.8 kW	208V	(12) L6-20R	9.3A / Bank
FM411-10L	FB411-10L	L15-20P	208V 3-Phase Delta	16A	5.8 kW	208V	(36) C13	9.3A / Bank
FM373-10L	FB373-10L	L21-20P	208V 3-Phase WYE	16A	5.8 kW	208V	(24) C13; (4) C19; (4) L6-20R	9.3A / Bank
FM313-10L	FB313-10L	L21-20P	208V 3-Phase WYE	16A	5.8 kW	208V	(24) C13; (6) C19	9.3A / Bank
FM379-10L	—	L21-20P	208V 3-Phase WYE	16A	5.8 kW	120V & 208V	(24) C13; (6) C19; (6) 5-20R	9.3A / Bank
FM355-10L	FB355-10L	L21-20P	208V 3-Phase WYE	16A	5.8 kW	208V	(36) C13; (6) C19	9.3A / Bank
FM389-10L	FB389-10L	L21-20P	208V 3-Phase WYE	16A	5.8 kW	208V	(12) C13; (12) C19	9.3A / Bank
FM382-10L	FB382-10L	L21-20P	208V 3-Phase WYE	16A	5.8 kW	208V	(12) C13; (18) C19	9.3A / Bank
FM347-10L	FB347-10L	L21-20P	208V 3-Phase WYE	16A	5.8 kW	208V	(12) L6-20R	9.3A / Bank
FM330-10L	FB330-10L	L21-20P	208V 3-Phase WYE	16A	5.8 kW	120V & 208V	(24) C13; (3) 5-20R	9.3A / Bank
FM310-10L	FB310-10L	L21-20P	208V 3-Phase WYE	16A	5.8 kW	120V	(36) 5-20R	9.3A / Bank
FM353-10L	FB353-10L	L21-20P	208V 3-Phase WYE	16A	5.8 kW	208V	(36) C13	9.3A / Bank
FM376-10L	—	L21-20P	208V 3-Phase WYE	16A	5.8 kW	120V & 208V	(8) C13; (4) L6-20R; (12) 5-20R	9.3A / Bank

FLX PDUs are available with a cord length of 3 - 15 feet in 1-foot increments.
The default cord length is 10 feet.
To order a different cord length, simply replace the 10 with the desired length.
For example, FM380-15L features a 15' cord.
Standard dimensions are 70" H x 2.3" W x 2.4" D.
For units with UL 489-rated circuit breakers, add an additional 1" of depth at the base of the PDU for the circuit breaker enclosure.
*Basic non-metered

Continued on next page

Continued from previous page

3-Phase 208V Input Power Distribution Units (PDUs)

Cat. No.		Input			Output			
Metered	Basic*	Plug Type	Voltage	Cont. Current	Power	Voltage	Receptacle Qty & Type	Maximum Current
FM451-10L	FB451-10L	L15-30P	208V 3-Phase Delta	24A	8.6 kW	208V	(12) C13; (12) C19	13.8A / Bank
FM447-10L	FB447-10L	L15-30P	208V 3-Phase Delta	24A	8.6 kW	208V	(12) C13; (18) C19	13.8A / Bank
FM407-10L	FB407-10L	L15-30P	208V 3-Phase Delta	24A	8.6 kW	208V	(12) L6-20R	13.8A / Bank
FM412-10L	FB412-10L	L15-30P	208V 3-Phase Delta	24A	8.6 kW	208V	(36) C13	13.8A / Bank
FM432-10L	FB432-10L	L15-30P	208V 3-Phase Delta	24A	8.6 kW	208V	(24) C13; (4) C19; (4) L6-20R	13.8A / Bank
FM445-10L	FB445-10L	L15-30P	208V 3-Phase Delta	24A	8.6 kW	208V	(24) C13; (6) C19	13.8A / Bank
FM403-10L	FB403-10L	L15-30P	208V 3-Phase Delta	24A	8.6 kW	208V	(36) C13; (6) C19	13.8A / Bank
FM390-10L	FB390-10L	L21-30P	208V 3-Phase WYE	24A	8.6 kW	208V	(12) C13; (12) C19	13.8A / Bank
FM386-10L	FB386-10L	L21-30P	208V 3-Phase WYE	24A	8.6 kW	208V	(12) C13; (18) C19	13.8A / Bank
FM348-10L	FB348-10L	L21-30P	208V 3-Phase WYE	24A	8.6 kW	208V	(12) L6-20R	13.8A / Bank
FM331-10L	FB331-10L	L21-30P	208V 3-Phase WYE	24A	8.6 kW	120V & 208V	(24) C13; (3) 5-20R	13.8A / Bank
FM311-10L	FB311-10L	L21-30P	208V 3-Phase WYE	24A	8.6 kW	120V	(36) 5-20R	13.8A / Bank
FM324-10L	FB324-10L	L21-30P	208V 3-Phase WYE	24A	8.6 kW	208V	(36) C13	13.8A / Bank
FM377-10L	—	L21-30P	208V 3-Phase WYE	24A	8.6 kW	120V & 208V	(8) C13; (4) L6-20R; (12) 5-20R	13.8A / Bank
FM374-10L	FB374-10L	L21-30P	208V 3-Phase WYE	24A	8.6 kW	208V	(24) C13; (4) C19; (4) L6-20R	13.8A / Bank
FM315-10L	FB315-10L	L21-30P	208V 3-Phase WYE	24A	8.6 kW	208V	(24) C13; (6) C19	13.8A / Bank
FM380-10L	—	L21-30P	208V 3-Phase WYE	24A	8.6 kW	120V & 208V	(24) C13; (6) C19; (6) 5-20R	13.8A / Bank
FM356-10L	FB356-10L	L21-30P	208V 3-Phase WYE	24A	8.6 kW	208V	(36) C13; (6) C19	13.8A / Bank
FM434-10L	FB434-10L	460P9W	208V 3-Phase Delta	35A	12.5 kW	208V	(24) C13; (4) C19; (4) L6-20R	20A / Bank
FM424-10L	FB424-10L	460P9W	208V 3-Phase Delta	35A	12.5 kW	208V	(24) C13; (6) C19	20A / Bank
FM429-10L	FB429-10L	460P9W	208V 3-Phase Delta	35A	12.5 kW	208V	(36) C13; (6) C19	20A / Bank
FM453-10L	FB453-10L	460P9W	208V 3-Phase Delta	35A	12.5 kW	208V	(12) C13; (12) C19	20A / Bank
FM449-10L	FB449-10L	460P9W	208V 3-Phase Delta	35A	12.5 kW	208V	(12) C13; (18) C19	20A / Bank
FM428-10L	FB428-10L	460P9W	208V 3-Phase Delta	35A	12.5 kW	208V	(36) C13	20A / Bank
FM426-10L	FB426-10L	460P9W	208V 3-Phase Delta	35A	12.5 kW	208V	(12) L6-20R	20A / Bank
FM375-10L	FB375-10L	560P9W	208V 3-Phase WYE	35A	12.5 kW	208V	(24) C13; (4) C19; (4) L6-20R	20A / Bank
FM361-10L	FB361-10L	560P9W	208V 3-Phase WYE	35A	12.5 kW	208V	(24) C13; (6) C19	20A / Bank
FM381-10L	—	560P9W	208V 3-Phase WYE	35A	12.5 kW	120V & 208V	(24) C13; (6) C19; (6) 5-20R	20A / Bank
FM388-10L	FB388-10L	560P9W	208V 3-Phase WYE	35A	12.5 kW	208V	(36) C13; (6) C19	20A / Bank
FM391-10L	FB391-10L	560P9W	208V 3-Phase WYE	35A	12.5 kW	208V	(12) C13; (12) C19	20A / Bank
FM387-10L	FB387-10L	560P9W	208V 3-Phase WYE	35A	12.5 kW	208V	(12) C13; (18) C19	20A / Bank
FM371-10L	FB371-10L	560P9W	208V 3-Phase WYE	35A	12.5 kW	208V	(12) L6-20R	20A / Bank
FM367-10L	FB367-10L	560P9W	208V 3-Phase WYE	35A	12.5 kW	120V & 208V	(24) C13; (3) 5-20R	20A / Bank
FM360-10L	FB360-10L	560P9W	208V 3-Phase WYE	35A	12.5 kW	120V	(36) 5-20R	20A / Bank
FM364-10L	FB364-10L	560P9W	208V 3-Phase WYE	35A	12.5 kW	208V	(36) C13	20A / Bank
FM378-10L	—	560P9W	208V 3-Phase WYE	35A	12.5 kW	120V & 208V	(8) C13; (4) L6-20R; (12) 5-20R	20A / Bank
FM433-10L	FB433-10L	CS8365C	208V 3-Phase Delta	35A	12.5 kW	208V	(24) C13; (4) C19; (4) L6-20R	20A / Bank
FM337-10L	FB337-10L	CS8365C	208V 3-Phase Delta	35A	12.5 kW	208V	(24) C13; (6) C19	20A / Bank
FM354-10L	FB354-10L	CS8365C	208V 3-Phase Delta	35A	12.5 kW	208V	(36) C13; (6) C19	20A / Bank
FM452-10L	FB452-10L	CS8365C	208V 3-Phase Delta	35A	12.5 kW	208V	(12) C13; (12) C19	20A / Bank
FM448-10L	FB448-10L	CS8365C	208V 3-Phase Delta	35A	12.5 kW	208V	(12) C13; (18) C19	20A / Bank
FM346-10L	FB346-10L	CS8365C	208V 3-Phase Delta	35A	12.5 kW	208V	(12) L6-20R	20A / Bank
FM352-10L	FB352-10L	CS8365C	208V 3-Phase Delta	35A	12.5 kW	208V	(36) C13	20A / Bank

*Basic non-metered

Switched Series

Choose Leviton Switched Series PDUs to solve many power management problems common in IT environments, including unauthorized use of power outlets, equipment lock-up, in-rush current, overloaded circuits, and the need for remote access to power outlets. Switched Series PDUs include all the functionality of our Metered Series, plus several exclusive monitoring and management features to ensure optimum power quality.

Features and Benefits

Includes the functionality of our Metered PDU Series (pages R-82 to R-83) plus the following

- Full-featured network management provided via Web, SNMP, and Telnet allows remote access, configuration, and management
- Remote individual outlet control allows shut-down of unused outlets and remote rebooting of attached equipment
- Aggregate current draw can be monitored remotely or locally via digital display
- Power sequencing minimizes in-rush current and prevents circuit overload
- SNMP alerts when power or environmental conditions exceed thresholds
- Firmware is easily upgraded via network download to installed units for future product enhancements
- External probe available separately for relative temperature and humidity monitoring; simply plug it into one of two RJ-11 ports
- Available in 120V or 208V versions with 20 or 30 amps
- Available in vertical Zero-U or horizontal rack-mount styles
- Attaches to most common cabinets and racks with included mounting hardware



A



B



C, D

Standards & Certifications

UL 60950-1 LISTED | #E228302

RECOMMENDED APPLICATIONS:

Data Center Cabinets

Telecommunications Racks

Related Products
For adjustable extension mounting brackets **see spotlight page R-84.**

Switched Series Horizontal Power Distribution Units (PDUs)

	Cat. No.	Input			Output			Dimensions
		Voltage	Amps	Input Cord Type, Length, & Plug	Voltage	Receptacle Type	Receptacle Quantity	
[A]	SH081-1D1*	120V	20A	Modular Cord sold separately; see accessories below	120V	5-20R	8	1.75" H x 17" W x 7" D
	SH081-1B1	120V	30A	Hardwired; 10' w/ L5-30P plug	120V	5-20R	8	1.75" H x 17" W x 7" D
[B]	SH082-1C2	208V	30A	Hardwired; 10' w/ L6-30P plug	208V	C13	8	1.75" H x 17" W x 7" D

Switched Series Vertical Power Distribution Units (PDUs)

	Cat. No.	Input			Output			Dimensions
		Voltage	Amps	Input Cord Type, Length, & Plug	Voltage	Receptacle Type	Receptacle Quantity	
[C]	SV161-1D1*	120V	20A	Modular Cord sold separately; see accessories below	120V	5-20R	16	44.4" L x 1.75" W x 2.25" D
	SV161-1B1	120V	30A	Hardwired; 10' w/ L5-30P plug	120V	5-20R	16	44.4" L x 1.75" W x 2.25" D
[D]	SV162-1C2	208V	30A	Hardwired; 10' w/ L6-30P plug	208V	C13	16	49.5" L x 1.75" W x 2.25" D

*120V/20A PDUs require a modular power cord

Accessories

Description	Cat. No.
Modular Power Cord, C19 to 5-15P, 10'	PCORD-G10
Modular Power Cord, C19 to 5-20P, 10'	PCORD-A10
Modular Power Cord, C19 to L5-20P, 10'	PCORD-H10
Modular Power Cord, C19 to L5-20P, 15'	PCORD-H15
Temperature & Relative Humidity Probe, 10'	TCORD-010



PCORD-G10



TCORD-010

Input Plug Types



5-15P 120V | 5-20P 120V | L5-20P 120V | L5-30P 120V | L6-30P 208V

Output Receptacle Types



5-20R 120V | C13 208V

Metered Series

Leviton Metered Series PDUs provide the reliable power distribution required for data centers and telecommunication rooms. High-reliability designs, performance components, and quality manufacturing result in a robust product suitable for critical, 24/7 "always on" environments. The LED display monitors the PDU's connected equipment input current, ensuring optimal use of available amperage. Metered PDUs are available in a variety of input and output options to meet unique power requirements.

Features and Benefits

- Current monitoring helps prevent overloads in high-density computing environments
- Available in 120V or 208V versions with 20 or 30 amps
- Available in vertical Zero-U or horizontal rack-mount styles
- Horizontal units mount on 19" racks and cabinets
- Included mounting hardware allows attachment to most common cabinets and racks
- Optional adjustable rack mounting bracket available



A



B

Standards & Certifications

UL 60950-1 LISTED | #E228302

RECOMMENDED applications:

Data Center Cabinets

Telecommunication Racks



C, D

Related Products
For adjustable extension mounting brackets **see spotlight page R-84.**

Metered Series Horizontal Power Distribution Units (PDUs)

	Cat. No.	Input			Output			Dimensions
		Voltage	Amps	Input Cord Type, Length, & Plug	Voltage	Receptacle Type	Receptacle Quantity	
[A]	MH101-1D1*	120V	20A	Modular Cord sold separately; see accessories below	120V	5-20R	10	1.75" H x 17.5" W x 5" D
	MH101-1B1	120V	30A	Hardwired; 10' w/ L5-30P plug	120V	5-20R	10	1.75" H x 17.5" W x 5" D
[B]	MH122-1C2	208V	30A	Hardwired; 10' w/ L6-30P plug	208V	C13	12	1.75" H x 17.5" W x 5" D

Metered Series Vertical Power Distribution Units (PDUs)

	Cat. No.	Input			Output			Dimensions
		Voltage	Amps	Input Cord Type, Length, & Plug	Voltage	Receptacle Type	Receptacle Quantity	
[C]	MV121-1D1*	120V	20A	Modular Cord sold separately; see accessories below	120V	5-20R	12	31.25" L x 1.75" W x 2.25" D
	MV121-1B1	120V	30A	Hardwired; 10' w/ L5-30P plug	120V	5-20R	12	31.25" L x 1.75" W x 2.25" D
	MV241-1D1*	120V	20A	Modular Cord sold separately; see accessories below	120V	5-20R	24	54.0" L x 1.75" W x 2.25" D
	MV241-1B1	120V	30A	Hardwired; 10' w/ L5-30P plug	120V	5-20R	24	54.0" L x 1.75" W x 2.25" D
[D]	MV122-1C2	208V	30A	Hardwired; 10' w/ L6-30P plug	208V	C13	12	31.25" L x 1.75" W x 2.25" D
	MV242-1C2	208V	30A	Hardwired; 10' w/ L6-30P plug	208V	C13	24	54.0" L x 1.75" W x 2.25" D

*120V/20A PDUs require a modular power cord

Accessories

Description	Cat. No.
Modular Power Cord, C19 to 5-15P, 10'	PCORD-G10
Modular Power Cord, C19 to 5-20P, 10'	PCORD-A10
Modular Power Cord, C19 to L5-20P, 10'	PCORD-H10
Modular Power Cord, C19 to L5-20P, 15'	PCORD-H15



PCORD-G10

Input Plug Types



5-15P 120V | 5-20P 120V | L5-20P 120V | L5-30P 120V | L6-30P 208V

Output Receptacle Types

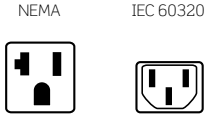

5-20R 120V | C13 208V

LEVITON

P1000 Series

Leviton P1000 Series Rack PDUs are designed for data centers, wiring closets, and other environments that require cost-effective, "always on" power. The robust, compact design ensures that these products can be used wherever reliability and density are important.

Features and Benefits

- All models feature circuit breaker protection to prevent current overloads
- Available in 120V or 208V versions with 15, 20, or 30 amps
- 208V PDUs come with 2-pole circuit breakers for added safety
- Surge-protected models prevent damage from transient surges
- LED indicators for power, grounding/polarity, and surge protection where applicable
- Hardwired power input cord
- 18-gauge cold-rolled steel construction
- Available in vertical Zero-U or horizontal 19" rack-mount styles
- Mounting hardware included; optional adjustable rack-mounting bracket available



A



B



C-E

Standards & Certifications

UL 60950-1 LISTED | #E228302
UL 1449 LISTED 3RD ED. | #E228302
(P1070 SERIES ONLY)

RECOMMENDED APPLICATIONS:

Data Center Cabinets

Telecommunications Racks



Vertical P1000 units ship with flat brackets, L-brackets, backplates, mounting buttons, screws, and washers to support a variety of workstation options

SPOTLIGHT

PDU Adjustable Extension Mounting Brackets

Mount Leviton Vertical PDUs in open-frame racks with adjustable PDU Extension Mounting Brackets to make room for cable management and other hardware. Robust 14-gauge construction ensures ample support for the PDU and attached power cords. The PDU Extension Mounting Bracket (PDURK-BKT) works with all Leviton vertical PDUs including FLX, Switched, Metered, and P1000 Series. See ordering information on page R-76.



Unmetered Horizontal Power Distribution Units (PDUs), Single-Input

	Cat. No.	Input				Output			Dimensions
		Voltage	Amps	Cord Length	Plug Type	Voltage	Receptacle Type	Receptacle Quantity	
	P1020-12S	120V	15A	12'	5-15P	120V	5-15R	10	1.75" H x 17.5" W x 4.5" D
[A]	P1021-12S	120V	20A	12'	5-20P	120V	5-20R	10	1.75" H x 17.5" W x 4.5" D
	P1022-12L	120V	20A	12'	L5-20P	120V	5-20R	10	1.75" H x 17.5" W x 4.5" D
	P1023-12L	120V	30A	12'	L5-30P	120V	5-20R	16	3.5" H x 17.5" W x 4.5" D
[B]	P1024-12L	208V	20A	12'	L6-20P	208V	C13	12	1.75" H x 17.5" W x 4.5" D
	P1025-12L	208V	30A	12'	L6-30P	208V	C13	16	3.5" H x 17.5" W x 4.5" D

Unmetered Vertical Power Distribution Units (PDUs), Single-Input

	Cat. No.	Input				Output			Dimensions
		Voltage	Amps	Cord Length	Plug Type	Voltage	Receptacle Type	Receptacle Quantity	
	P1040-10S	120V	15A	10'	5-15P	120V	5-15R	16	30" L x 1.8" W x 1.75" D
[C]	P1041-10S	120V	20A	10'	5-20P	120V	5-20R	16	30" L x 1.8" W x 1.75" D
	P1042-10L	120V	20A	10'	L5-20P	120V	5-20R	16	30" L x 1.8" W x 1.75" D
	P1043-10S	120V	20A	10'	5-20P	120V	5-20R	24	48" L x 1.8" W x 1.75" D
[D]	P1044-10L	120V	20A	10'	L5-20P	120V	5-20R	24	48" L x 1.8" W x 1.75" D
	P1045-10L	120V	30A	10'	L5-30P	120V	5-20R	24	48" L x 1.8" W x 1.75" D
	P1046-10L	208V	20A	10'	L6-20P	208V	C13	24	48" L x 2.19" W x 2" D
[E]	P1047-10L	208V	30A	10'	L6-30P	208V	C13	24	48" L x 2.19" W x 2" D

Surge-Protected Vertical Power Distribution Units (PDUs), Single-Input

	Cat. No.	Input				Output			Dimensions
		Voltage	Amps	Cord Length	Plug Type	Voltage	Receptacle Type	Receptacle Quantity	
	P1070-10S	120V	15A	10'	5-15P	120V	5-15R	16	30" L x 2.19" W x 1.73" D
	P1071-10S	120V	20A	10'	5-20P	120V	5-20R	16	30" L x 2.19" W x 1.73" D
	P1072-10L	120V	20A	10'	L5-20P	120V	5-20R	16	30" L x 2.19" W x 1.73" D
	P1073-10S	120V	20A	10'	5-20P	120V	5-20R	24	48" L x 2.19" W x 1.73" D
	P1074-10L	120V	20A	10'	L5-20P	120V	5-20R	24	48" L x 2.19" W x 1.73" D

All P1000 Series PDUs have hardwired cords

Input Plug Types

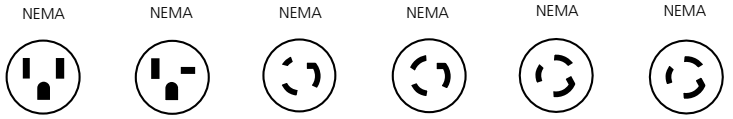

5-15P 120V | 5-20P 120V | L5-20P 120V | L5-30P 120V | L6-20P 208V | L6-30P 208V

Output Receptacle Types



5-15R 120V | 5-20R 120V | C13 208V

5500, 5505 & 4500 Series

Features and Benefits

The 5500, 5505 and 4500 Series share several key features
- Resettable circuit breaker to protect against overloading
- 12 receptacles: 10 in back, 2 in front
- Mounts horizontally on 19" racks or cabinets

5500 Series w/Enhanced Surge Protection
- Peak surge current: 72 kA
- VPR — L-N: 400 Vpk, L-G/N-G: 500 Vpk
- 20A versions available with either straight blade or locking input plug
- EMI/RFI noise filtering: 100 kHz to 30 MHz, -10 dB to -35 dB
- Type SPD: 4
- Physical dimensions: 1.75" H x 19" W x 4.55" D

5505 Series w/Surge Protection
- Peak surge current: 27 kA
- VPR — L-N: 600 Vpk, L-G/N-G: 700 Vpk
- 20A versions available with either straight blade or locking input plug
- EMI/RFI noise filtering: 100 kHz to 30 MHz, -5 dB to -40 dB
- Type SPD: 4
- Physical dimensions: 1.75" H x 19" W x 2.5" D

4500 Series
- Available in 15- or 20-amp versions
- 20A versions available with either straight blade or locking input plug
- Easy-access on/off rocker switch
- Physical dimensions: 1.75" H x 19" W x 3" D


A


B


C


D

Standards & Certifications

UL 1363 RECOGNIZED | #E118936
5500: UL 1449 LISTED 3RD ED. | #E118936/3/1
5505: UL 1449 LISTED 3RD ED. | #E118936/3/2
4500: UL 60950-1 LISTED | #E228302

5500/5505 Series Rack Mount Power Distribution Units (PDUs) with Surge Protection

	Cat. No.	Footprint	On/Off Switch		Input				Output		
			Yes	No	Input Voltage	Amps	Cord Length	Input Plug	Output Voltage	Receptacle Type	Receptacle Quantity
[A]	5500-190	Horizontal / Rack Mnt.	•		120V	15A	12'	5-15P	120V	5-15R	12
	5500-192	Horizontal / Rack Mnt.	•		120V	20A	12'	5-20P	120V	5-20R	12
	5500-20L	Horizontal / Rack Mnt.	•		120V	20A	12'	L5-20P	120V	5-20R	12
	5500-15N	Horizontal / Rack Mnt.		•	120V	15A	12'	5-15P	120V	5-15R	12
[B]	5500-20N	Horizontal / Rack Mnt.		•	120V	20A	12'	5-20P	120V	5-20R	12
	5500-2NL	Horizontal / Rack Mnt.		•	120V	20A	12'	L5-20P	120V	5-20R	12
	5505-190	Horizontal / Rack Mnt.	•		120V	15A	12'	5-15P	120V	5-15R	12

4500 Series Rack Mount Power Distribution Units (PDUs)

	4515-07S	Horizontal / Rack Mnt.	•		120V	15A	7'	5-15P	120V	5-15R	12
[C]	4515-10S	Horizontal / Rack Mnt.	•		120V	15A	10'	5-15P	120V	5-15R	12
	4515-15S	Horizontal / Rack Mnt.	•		120V	15A	15'	5-15P	120V	5-15R	12
	4520-07S	Horizontal / Rack Mnt.	•		120V	20A	7'	5-20P	120V	5-20R	12
[D]	4520-10S	Horizontal / Rack Mnt.	•		120V	20A	10'	5-20P	120V	5-20R	12
	4520-15S	Horizontal / Rack Mnt.	•		120V	20A	15'	5-20P	120V	5-20R	12
	4520-07L*	Horizontal / Rack Mnt.	•		120V	20A	7'	L5-20P	120V	5-20R	12
	4520-10L*	Horizontal / Rack Mnt.	•		120V	20A	10'	L5-20P	120V	5-20R	12
	4520-15L*	Horizontal / Rack Mnt.	•		120V	20A	15'	L5-20P	120V	5-20R	12

*4520-07L formerly 4505-20L; 4520-10L formerly 4505-20T; 4520-15L formerly 4505-20F.
See page R-85 for Input Plug Types & Output Receptacles Types

Renu

S

Renu® S-2
Switches S-4
Receptacles S-5
GFCI Devices S-6
Dimmers S-7
Wallplates S-8
Color Change Kits S-10
Datacom S-12



RENU®

Renu® in a Snap

The Smart Way to Update the Look of a Room in Just a Few Easy Steps.

Renu® is a new collection of electrical wiring devices, including switches, receptacles, dimmers and wallplates, that features easily changeable faceplates in 20 popular colors. Refresh the color of any Renu® device without any rewiring by snapping off the faceplate on the device and snapping on the new color face. Coordinating screwless wallplates snap on to finish the look. Renu® fits any lifestyle and adapts to changing décor.

RE153






Remove existing switch.


Replace with Renu®.


Now you've got a great look you can change any time.

Face snaps off/on to change color




Remove Renu® wallplate and face.




Choose a fresh color to match or contrast with décor.


Snap on a Renu® coordinating wallplate. Now you're done and can enjoy your smart new look.



Not for use with Decora® Wallplates

The Renu® Palette

Renu® complements any décor, whether you want it to blend in with the walls or contrast with the trim. The collection is available in many popular shades.


White on White (-WW)


Onyx Black (-OB)


Navajo Sand (-NS)


Café Latte (-CA)


Corn Silk (-CS)


Dapper Tan (-DT)


Deep Garnet (-DG)


Fresh Pink Lemonade (-FP)


Gold Coast White (-GC)


Granny Smith Apple (-GS)


Pebble Gray (-PG)


Prairie Sage (-PS)


Red Delicious (-RE)


Rich Navy (-RN)


Sea Spray (-SE)


Toasted Coconut (-TC)


Walnut Bark (-WB)


Warm Caramel (-WC)


Whispering Wheat (-WG)


Wood Smoke (-WS)


Stainless Steel Appearance (-STS) (Wallplate Only)

Not for use with Decora® Wallplates

Renu® Switches

Leviton Renu® switches feature a shallow design that easily installs in any wallbox and is self grounded when installed in a properly grounded metal wallbox. The wiring options include Quickwire, back, or side wiring for quick installation. Switches for every need include single pole, 3-way, 4-way and combination devices, all with gently curved edges and sculpted lines.

Features and Benefits

- Shallow depth for easier installation
- Self-grounded when installed in a properly grounded metal wallbox
- Back, side and quick wired for fast, easy installation
- Terminals designed to withstand high torque and resist wire pullout
- 3-way and 4-way switches are available for controlling lights from multiple locations
- Innovative tongue and groove design for effortless alignment in multi-gang installations
- No subplate behind the wallplate or visible mounting screws
- Switch face easily snaps OFF and ON to change color
- Once installed, Renu® switches can be updated to a new color by ordering a color change kit
- To complete the look, snap on a matching or contrasting Renu® screwless wallplate (sold separately)
- Use only with Renu® wallplates
- Backed by a limited 5-year warranty

Renu® Switches

Description	Rating	Cat. No.	Color
Switch for Single Pole Applications	15A-120/277V AC	RE151	WW, OB, NS, CA, CS, DT, DG, FP, GC, GS, PG, PS, RE, RN, SE, TC, WB, WC, WG, WS
Switch for 3-Way Applications	15A-120/277V AC	RE153	WW, OB, NS, CA, CS, DT, DG, FP, GC, GS, PG, PS, RE, RN, SE, TC, WB, WC, WG, WS
Switch for 4-Way Applications	15A-120/277V AC	RE154	WW, OB, NS, CA, CS, DT, DG, FP, GC, GS, PG, PS, RE, RN, SE, TC, WB, WC, WG, WS
Color Change Kit for Single Pole, 3-Way and 4-Way Switches	—	RK15X	WW, OB, NS, CA, CS, DT, DG, FP, GC, GS, PG, PS, RE, RN, SE, TC, WB, WC, WG, WS
Single Pole Combination Switch	15A-120/277V AC	RE634	WW, OB, NS, CA, CS, DT, DG, FP, GC, GS, PG, PS, RE, RN, SE, TC, WB, WC, WG, WS
Color Change Kit for Combination Switch	—	RK634	WW, OB, NS, CA, CS, WW, OB, NS, CA, CS, PG, PS, RE, RN, SE, TC, WB, WC, WG, WS


RE151


RE634

Not for use with Decora® Wallplates

Renu® Receptacles

Leviton Renu® receptacles feature a shallow design that easily installs in any wallbox and is self grounded when installed in a properly grounded metal wallbox. Back and side wiring options allow for quick and convenient installation. Renu® receptacles are tamper-resistant with a built-in shutter mechanism that blocks access to the contacts unless a two-prong plug is inserted.

Features and Benefits

- Shallow depth for easier installation
- Self-grounded when installed in a properly grounded metal wallbox
- Back and side wired for fast, easy installation
- Terminals designed to withstand high torque and resist wire pullout
- Tamper-resistant to meet the child safety requirements of the National Electrical Code®
- Innovative tongue and groove design for effortless alignment in multi-gang installations
- No subplate behind the wallplate or visible mounting screws
- Receptacle face easily snaps OFF and ON to change color
- Once installed, Renu® receptacles can be updated to a new color by ordering the a color change kit
- To complete the look, snap on a matching or contrasting Renu® screwless wallplate (sold separately)
- Use only with Renu® wallplates
- Backed by a limited 5-year warranty

Renu® Receptacles

Description	Rating	Cat. No.	Color
Tamper-Resistant Receptacle	15A-125V	RER15	WW, OB, NS, CA, CS, DT, DG, FP, GC, GS, PG, PS, RE, RN, SE, TC, WB, WC, WG, WS
Color Change Kit for 15A Tamper-Resistant Receptacle	—	RKR15	WW, OB, NS, CA, CS, DT, DG, FP, GC, GS, PG, PS, RE, RN, SE, TC, WB, WC, WG, WS
Tamper-Resistant Receptacle	20A-125V	RER20	WW, OB, NS, CA, CS, DT, DG, FP, GC, GS, PG, PS, RE, RN, SE, TC, WB, WC, WG, WS
Color Change Kit for 20A Tamper-Resistant Receptacle	—	RKR20	WW, OB, NS, CA, CS, DT, DG, FP, GC, GS, PG, PS, RE, RN, SE, TC, WB, WC, WG, WS



RER15



RER20

Not for use with Decora® Wallplates

Renu® GFCI Devices

Leviton Renu® GFCI receptacles feature our new shallow design that takes up to 25% less space in the wallbox than other GFCIs so it easily installs in most wallboxes, even shallow ones. It also contains Leviton's patented RESET lockout feature which automatically tests the GFCI every time the RESET button is pushed in. Renu® GFCI receptacles are self grounded when installed in a properly grounded metal wallbox. Back and side wiring options allow for quick and convenient installation. They are tamper-resistant with a built-in shutter mechanism that blocks access to the contacts unless a two-prong plug is inserted. GFCIs are required by the National Electrical Code® (NEC®) in all new and renovated residential construction in areas in the vicinity of water or which are prone to dampness.

Features and Benefits

- Shallow depth for easier installation
- Tamper-resistant to meet NEC child safety requirements for new and renovated residential construction
- Patented lockout feature for added safety prevents RESET if GFCI is not operating properly
- Self grounded when installed in a properly grounded metal wallbox
- Back and side wired for fast, easy installation
- Terminals designed to withstand high torque and resist wire pullout
- Innovative tongue and groove design for effortless alignment in multi-gang installations
- No subplate behind the wallplate or visible mounting screws
- GFCI face easily snaps OFF and ON to change color
- Once installed, Renu® GFCI outlets can be updated to a new color by ordering a color change kit
- To complete the look, snap on a matching or contrasting Renu® screwless wallplate (sold separately)
- Use only with Renu® wallplates
- Backed by a limited 5-year warranty

Renu® GFCIs

Description	Rating	Cat. No.	Color
Tamper-Resistant GFCI Receptacle	15A-125V @ Receptacle 20A-125V Feed-Through	REG15	WW, OB, NS, CA, CS, DT, DG, FP, GC, GS, PG, PS, RE, RN, SE, TC, WB, WC, WG, WS
Color Change Kit for 15A Tamper-Resistant GFCI Receptacle	—	RKG15	WW, OB, NS, CA, CS, DT, DG, FP, GC, GS, PG, PS, RE, RN, SE, TC, WB, WC, WG, WS
Tamper-Resistant GFCI Receptacle	20A-125V @ Receptacle 20A-125V Feed-Through	REG20	WW, OB, NS, CA, CS, DT, DG, FP, GC, GS, PG, PS, RE, RN, SE, TC, WB, WC, WG, WS
Color Change Kit for 20A Tamper-Resistant GFCI Receptacle	—	RKG20	WW, OB, NS, CA, CS, DT, DG, FP, GC, GS, PG, PS, RE, RN, SE, TC, WB, WC, WG, WS



REG15



REG20

Not for use with Decora® Wallplates

Renu® Dimmers

Leviton Renu® Dimmers feature a shallow design that easily installs in any wallbox and is self grounded when installed in a properly grounded metal wallbox. The terminals are designed to withstand high torque and resist wire pullout. The Renu® dimmer can be used for single-pole, 3-way and other applications when used with the coordinating remote dimmer. Along with providing convenient control, dimmers can help lower your electric bills and extend the life of your light bulbs.

Features and Benefits

- Shallow depth for easier installation
- Digital circuitry provides single pole, 3-way or more applications when used with the RE00R remote dimmer
- Soothing white LED and brightness display
- Advanced programming is available for energy save mode, minimum brightness level, preset ON, fade rates, almost OFF and LED options
- Back and side wired for fast, easy installation
- Innovative tongue and groove design for effortless alignment in multi-gang installations
- No subplate behind the wallplate or visible mounting screws
- Dimmer face easily snaps OFF and ON to change color
- Once installed, Renu® dimmers can be updated to a new color by ordering a color change kit
- To complete the look, snap on a matching or contrasting Renu® screwless wallplate (sold separately)
- Use only with Renu® wallplates
- Backed by a limited 5-year warranty

Renu® Dimmers

Description	Rating	Cat. No.	Color
Incandescent, LED/CFL Dimmer for Single Pole, 3-Way (or other) Applications	600W-120V AC Incandescent, 150W LED/CFL	REI06	WW, OB, NS, CA, CS, DT, DG, FP, GC, GS, PG, PS, RE, RN, SE, TC, WB, WC, WG, WS
Dimmer Color Change Kit	—	RKDMD	WW, OB, NS, CA, CS, DT, DG, FP, GC, GS, PG, PS, RE, RN, SE, TC, WB, WC, WG, WS
Coordinating Remote Dimmer for 3-Way or Multi-Location Control, for use with REL06	No Load Rating 120V AC	RE00R	WW, OB, NS, CA, CS, DT, DG, FP, GC, GS, PG, PS, RE, RN, SE, TC, WB, WC, WG, WS
Coordinating Remote Dimmer Color Change Kit	—	RKDCD	WW, OB, NS, CA, CS, DT, DG, FP, GC, GS, PG, PS, RE, RN, SE, TC, WB, WC, WG, WS



REI06



RE00R

Not for use with Decora® Wallplates

Renu® Wallplates

Renu® Wallplates snap directly onto the Renu® devices for seamless style. If you decide to change color schemes, you can easily snap off the wallplate and snap on a new one. Choose from 20 designer color wallplates, and stainless steel appearance, to find the perfect combination. The large selection makes it easy to find the right color so the device can blend in or contrast against the existing décor. These wallplates are slightly larger than standard sized ones to help cover wall imperfections and are available in one-, two-, three, and four-gang models.

Features and Benefits

- Exclusive for all Renu® devices
- Screwless, snap-on wallpate
- Does not contain a subplate, simply snap onto Renu® device
- Available in 20 popular colors and stainless steel appearance finish to match any décor
- Slightly larger than standard wallplates to help cover wall imperfections
- 1-, 2-, 3- and 4-gang wallplates available
- Renu® adapter ring REA00* (sold separately) allows any Decora® device to fit into a Renu® wallplate
- Backed by a limited 5-year warranty

Renu® Samples



Renu® Colors

Note: Only wallplates are available in the stainless steel appearance finish. To order colors, add suffix to Cat. No.

- White on White (-WW)
- Onyx Black (-OB)
- Navajo Sand (-NS)
- Café Latte (-CA)
- Corn Silk (-CS)
- Dapper Tan (-DT)
- Deep Garnet (-DG)
- Fresh Pink Lemonade (-FP)
- Gold Coast White (-GC)
- Granny Smith Apple (-GS)
- Pebble Gray (-PG)
- Prairie Sage (-PS)
- Red Delicious (-RE)
- Rich Navy (-RN)
- Sea Spray (-SE)
- Toasted Coconut (-TC)
- Walnut Bark (-WB)
- Warm Caramel (-WC)
- Whispering Wheat (-WG)
- Wood Smoke (-WS)
- Stainless Steel Appearance (-STS)

Not for use with standard Decora® devices without the "Renu®" Adapter Frame

Renu® Wallplates

Description	Cat. No.	Color	
1-Gang Screwless Snap-On Wallplate	REWP1	WW, OB, NS, CA, CS, DT, DG, FP, GC, GS, PG, PS, RE, RN, SE, TC, WB, WC, WG, WS	
1-Gang Screwless Snap-On Wallplate, in Stainless Steel Appearance	REWM1	STS	
2-Gang Screwless Snap-On Wallplate	REWP2	WW, OB, NS, CA, CS, DT, DG, FP, GC, GS, PG, PS, RE, RN, SE, TC, WB, WC, WG, WS	
2-Gang Screwless Snap-On Wallplate, in Stainless Steel Appearance	REWM2	STS	
3-Gang Screwless Snap-On Wallplate	REWP3	WW, OB, NS, CA, CS, DT, DG, FP, GC, GS, PG, PS, RE, RN, SE, TC, WB, WC, WG, WS	
4-Gang Screwless Snap-On Wallplate	REWP4	WW, OB, NS, CA, CS, DT, DG, FP, GC, GS, PG, PS, RE, RN, SE, TC, WB, WC, WG, WS	

Wiring Diagrams for Wallplates

1-Gang Wallplate

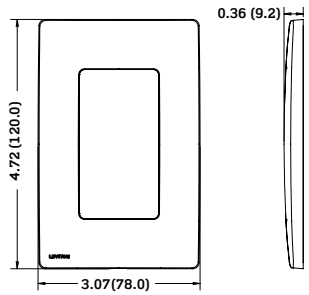

2-Gang Wallplate

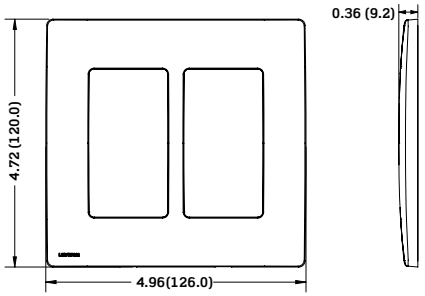

3-Gang Wallplate

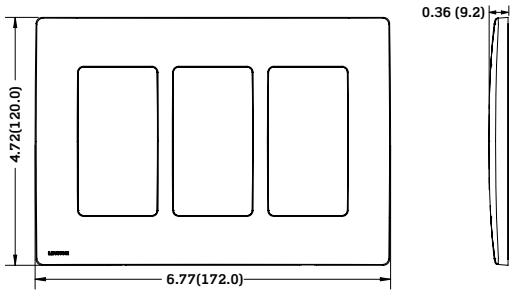

4-Gang Wallplate

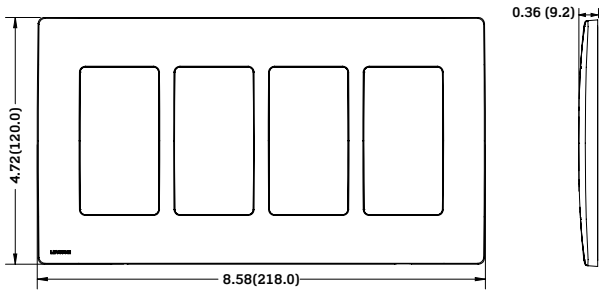

Not for use with standard Decora® devices without the "Renu®" Adapter Frame

Renu® Color Change Kits

Leviton Renu® Color change kits are ideal for a quick and easy color change for the entire line of Renu® devices. Simply snap off the device face-and snap on a new one-no need to rewire. Interchangeable faceplates and wallplates are available in 20 popular colors to blend in or contrast with any color scheme.

Features and Benefits

- Update any Renu® switch in a snap
- Switch faces easily, snap off to change color
- Available in 20 designer colors
- Turns the electrical device into a decorative, easily updated accessory
- Backed by a limited 5-year warranty

Renu® Color Change Kits

Description	Cat. No.
Color Change Kit for Single Pole, 3-Way and 4-Way Switches	RK15X
Color Change Kit for Combination Switch	RK634
Color Change Kit for 15A Tamper-Resistant Receptacle	RKR15
Color Change Kit for 20A Tamper-Resistant Receptacle	RKR20
Color Change Kit for 15A Tamper-Resistant GFCI Receptacle	RKG15
Color Change Kit for 20A Tamper-Resistant GFCI Receptacle	RKG20
Dimmer Color Change Kit	RKDMD
Coordinating Remote Dimmer Color Change Kit	RKDCD


RK15X


RK634


RKR15


RKG15


RKDMD

Color Choices

Renu® color change kits are offered in a wide range of colors. To order colors, add suffix to Cat. No.


White (-WW)


Onyx Black (-OB)


Navajo Sand (-NS)


Café Latte (-CA)


Corn Silk (-CS)


Dapper Tan (-DT)


Deep Garnet (-DG)


Fresh Pink Lemonade (-FP)


Gold Coast White (-GC)


Granny Smith Apple (-GS)


Pebble Gray (-PG)


Prairie Sage (-PS)


Red Delicious (-RE)


Rich Navy (-RN)


Sea Spray (-SE)


Toasted Coconut (-TC)


Walnut Bark (-WB)


Warm Caramel (-WC)


Whispering Wheat (-WG)


Wood Smoke (-WS)

Not for use with Decora® Wallplates

How to Change Renu® Device Color Faces

How to Change a Switch Color

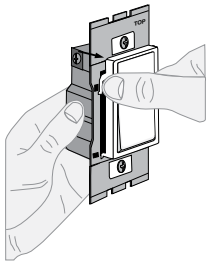

Push in sides at tabs and pull to release face

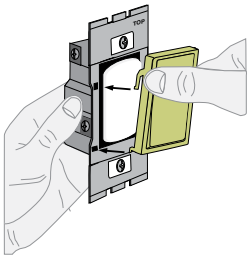

Attach new face by inserting the bottom hinge tabs, then pivot and snap on the new face

How to Change a Receptacle Color



Push down tabs per diagram, one at a time and rotate forward to release face



Attach new face by inserting bottom hinge tabs, then pivot and snap on the new face

How to Change a Dimmer Color

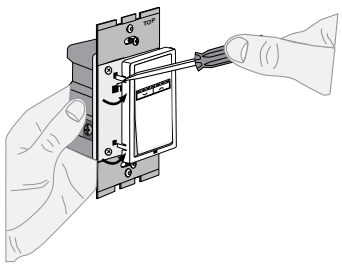

Using a flat screwdriver, push in upper and lower tabs on left side of frame, then rotate right to release face

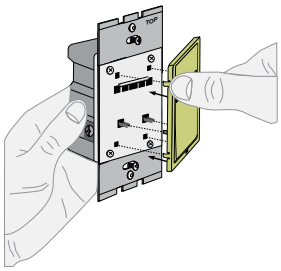

Line up and insert right side tabs, then rotate left to attach new face

How to Change a Combination Switch Color

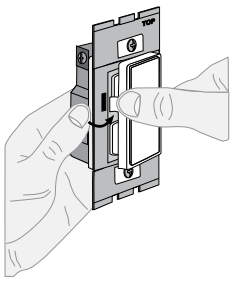

Push in left side of frame at tab and rotate right to release

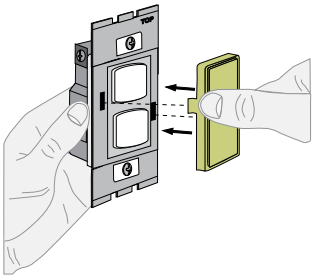

Insert right side tab and rotate left to attach

How to Change a GFCI Color



Push down tabs per diagram, one at a time and rotate forward to release face

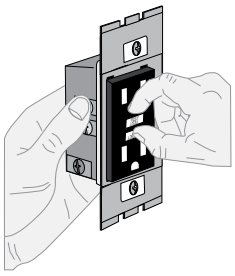

Pull out Test and Reset buttons

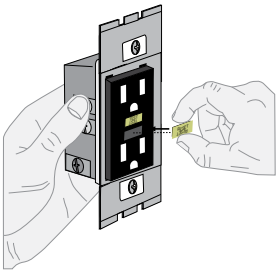

Insert new Test and Reset buttons

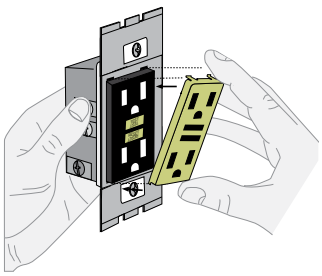

Attach new face by inserting bottom hinge tabs, then pivot and snap on the new face

Not for use with Decora® Wallplates

Renu® Datacom Inserts and Adapter Ring

Renu® data connectivity inserts for snap-in QuickPort® modules fit Renu® wallplates and provide audio/video connections. The Renu® adapter ring makes it easy to retrofit any Decora® device to fit into a Renu® wallplate.

Features and Benefits

Datacom QuickPort® Insert

- Available in 1, 2, 3, 4 and 6 ports
- Compatible with all QuickPort® connectors and adapters (sold separately)
- Inserts can be customized in a snap with any Leviton QuickPort® audio/video, phone or data connector in standard QuickPort® colors
- Quick and easy to install
- Available in three standard colors to coordinate with QuickPort® colors: White on White (QuickPort® White), Onyx Black (QuickPort® Black) or Navajo Sand (QuickPort® Light Almond)
- Use only with Renu® wallplates
- cULus Listed

Adapter Ring

- Allows any Decora® device to fit into a Renu® wallplate
- Renu® screwless wallplates (sold separately) snap directly onto adapter ring
- Adapter ring available in White on White (Decora® White), Onyx Black (Decora® Black) and Navajo Sand (Decora® Light Almond)
- Easy to install

Renu® Datacom Inserts and Adapter Ring

Description	Cat. No.	Color
Leviton Renu® 1-port Insert	RE640-**1	WW, OB, NS
Leviton Renu® 2-port Insert	RE640-**2	WW, OB, NS
Leviton Renu® 3-port Insert	RE640-**3	WW, OB, NS
Leviton Renu® 4-port Insert	RE640-**4	WW, OB, NS
Leviton Renu® 6-port Insert	RE640-**6	WW, OB, NS
Leviton Renu® Adapter Ring	REA00 -**	WW, OB, NS
Snap-In Blank Module	RE640-B**	WW, OB, NS



RE640-WW2



REA00

Color Choices

Renu® Datacom inserts are offered in three color choices.
To order colors, add suffix to Cat. No.



White on White Quickport® White (-WW)



Onyx Black Quickport® Black (-OB)



Navajo Sand Quickport® Light Almond (-NS)



RE640-WW2
Fully Loaded

Not for use with standard Decora® devices without the "Renu®" Adapter Frame

Wallplates & Weather-Resistant Covers

T

Traditional T-2
Decora® T-11
Combination T-16
Custom T-22
Adapters and Accessories T-27
Connectivity Device Plates T-29
Weather-Resistant Covers T-30



LEVITON

TRADITIONAL

Traditional Wallplates

Familiar and functional, Leviton traditional wallplates are designed for use with traditional Leviton devices. They represent styles and form factors that have stood the test of time. Their clean lines work in virtually any location, whether in new or retrofit construction, and they install quickly and easily. Leviton offers traditional wallplates in a vast array of colors and configurations.

Sample Traditional Wallplates



Features and Benefits

All Leviton Wallplates
- Easy to clean, smooth finish
- Non-combustible
- Color-matched metal mounting screws supplied
- UL Listed and CSA Certified
- Conforms to NEMA and ANSI standards

Thermoset (Plastic) Wallplates (Residential Grade)
- Designed for high dielectric strength and arc resistance
- Meets or exceeds UL514 testing requirements
- Resistant to fading, discoloration, grease, oil, organic solvents and moisture scratches
- Backed by a limited 10-year warranty

Thermoplastic (Nylon) Wallplates (Residential/Commercial Grade)
- Molded thermoplastic for maximum resistance to impact, abrasion, fading and discoloration
- Resistant to mechanical stress associated with high abuse applications
- Backed by a limited 10-year warranty

Metal Wallplates (Commercial Grade)
- Rounded edges to prevent injury and wall damage
- Deluxe stainless steel is non-magnetic Type 302, .032" thick — brushed finish
- Standard stainless steel Type 430, .032" thick, also available — brushed finish
- Brass is 70/30 alloy 260, .040" thick — polished or brushed finish
- Backed by a limited 10-year warranty

Color Choices

Tradidtional wallplates are offered in a wide range of colors and finishes. To order colors, add suffix to Cat. No.

White (-W)
Ivory (-I)
Light Almond (-T)
Gray (-G/-GY)
Black (-E)
Brown
Blue (-B)
Orange (-O)
Red (-R)
Brushed Brass
Polished Brass (-PB)
Satin-Finish Stainless Steel
Aluminum
Chrome

Toggle

Features and Benefits

- Accent any wall covering with a wide selection of colors and finishes
- Mounting screws on one-gang thermoplastic (nylon) are preinstalled and captive
- Smooth face and rounded edges resist dust accumulation
- Available in a wide selection of materials, sizes and colors to complement any wall color or covering

Midway
- Midway wallplates can be used to hide wall surface irregularities
- Midway wallplates are a full 0.375" taller and wider than standard wallplates

Oversize
- Oversize wallplates can be used to hide greater wall surface irregularities than those hidden by Midway wallplates
- Oversize wallplates are a full 0.75" taller and wider than standard wallplates

Plastic, Nylon and Metal

		Thermoset (Plastic)			Thermoplastic (Nylon)		Metal			
Description	Color	Cat. No. STANDARD	Cat. No. MIDWAY	Cat. No. OVERSIZE	Cat. No. STANDARD	Cat. No. MIDWAY	Material Type	Cat. No. STANDARD	Cat. No. MIDWAY	Cat. No. OVERSIZE
1-Gang	White	88001	80501-W	88101	80701-W	PJ1-W	Chrome	1901	—	—
	Ivory	86001	80501-I	86101	80701-I	PJ1-I	Aluminum	83001	—	—
	Lt. Almond	78001	80501-T	—	80701-T	PJ1-T	Brass	81001	—	—
	Gray	87001	—	—	80701-GY	PJ1-GY	Polished Brass	81001-PB	—	—
	Black	—	—	—	80701-E	PJ1-E	Stainless Steel	84001	—	84101
	Brown	85001	80501	85101	80701	PJ1	Non-Magnetic S/S	84001-40	SSJ1-40	84101-40
	Red	—	—	—	80701-R	PJ1-R		—	—	—
2-Gang	White	88009	80509-W	88109	80709-W	PJ2-W	Chrome	1909	—	—
	Ivory	86009	80509-I	86109	80709-I	PJ2-I	Aluminum	83009	—	—
	Lt. Almond	78009	80509-T	—	80709-T	PJ2-T	Brass	81009	—	—
	Gray	87009	—	—	80709-GY	PJ2-GY	Polished Brass	81009-PB	—	—
	Black	—	—	—	80709-E	PJ2-E	Stainless Steel	84009	—	—
	Brown	85009	80509	85109	80709	—	Non-Magnetic S/S	84009-40	SSJ2-40	84109-40
	Red	—	—	—	80709-R	—		—		—
3-Gang	White	88011	80511-W	88111	80711-W	PJ3-W	Aluminum	83011	—	—
	Ivory	86011	80511-I	86111	80711-I	PJ3-I	Brass	81011	—	—
	Lt. Almond	78011	80511-T	—	80711-T	PJ3-T	Polished Brass	81011-PB	—	—
	Gray	87011	—	—	80711-GY	—	Stainless Steel	84011	—	—
	Black	—	—	—	80711-E	PJ3-E	Non-Magnetic S/S	84011-40	SSJ3-40	84111-40
	Brown	85011	80511	—	80711	PJ3		—	—	—
	Red	—	—	—	80711-R	—		—	—	—
4-Gang	White	88012	80512-W	—	80712-W	PJ4-W	Aluminum	83012	—	—
	Ivory	86012	80512-I	—	80712-I	PJ4-I	Brass	81012	—	—
	Lt. Almond	78012	80512-T	—	80712-T	PJ4-T	Polished Brass	81012-PB	—	—
	Gray	87012	—	—	80712-GY	—	Stainless Steel	84012	—	—
	Black	—	—	—	80712-E	—	Non-Magnetic S/S	84012-40	—	84112-40
	Brown	85012	80512	—	—	—		—	—	—
5-Gang	White	88023	—	—	80723-W	—	Brass	81023	—	—
	Ivory	86023	—	—	80723-I	—	Polished Brass	81023-PB	—	—
	Lt. Almond	78023	—	—	—	—	Non-Magnetic S/S	84023-40	—	—
	Brown	85023	—	—	—	—		—	—	—

Continued on next page

TRADITIONAL | Toggle

Continued from previous page

Toggle

Plastic, Nylon and Metal

		Thermoset (Plastic)			Thermoplastic (Nylon)		Metal			
Description	Color	Cat. No. STANDARD	Cat. No. MIDWAY	Cat. No. OVERSIZE	Cat. No. STANDARD	Cat. No. MIDWAY	Material Type	Cat. No. STANDARD	Cat. No. MIDWAY	Cat. No. OVERSIZE
6-Gang 	White	88036	—	—	80736-W	—	Brass	81036	—	—
	Ivory	86036	—	—	80736-I	—	Non-Magnetic S/S	84036-40	—	—
	Lt. Almond	78036	—	—	—	—	—	—	—	—
	Brown	85036	—	—	—	—	—	—	—	—
7-Gang 	White	S601-W±	—	—	—	—	Non-Magnetic S/S	84070-40	—	—
	Ivory	S601-I±	—	—	—	—	—	—	—	—
8-Gang 	White	S602-W±	—	—	—	—	Non-Magnetic S/S	84048-40	—	—
	Ivory	S602-I±	—	—	—	—	—	—	—	—
9-Gang 	White	S603-W±	—	—	—	—	Non-Magnetic S/S	84049-40	—	—
	Ivory	S603-I±	—	—	—	—	—	—	—	—
10-Gang 	White	S604-W±	—	—	—	—	Non-Magnetic S/S	84050-40	—	—
	Ivory	S604-I±	—	—	—	—	—	—	—	—

±Painted metal wallplates

Dimensions for Standard, Midway and Oversize — Single Gang

Standard Size Single-Gang

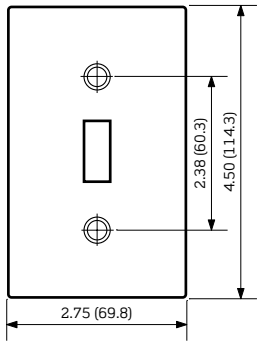

Note: Add 1.81" (46.0mm) for each additional gang.

Midway Size Single-Gang

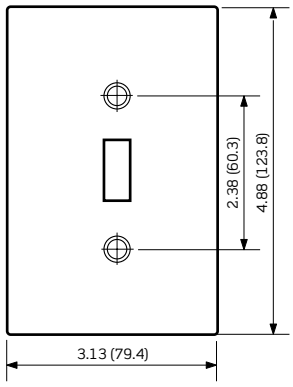

Note: Add 1.81" (46.0mm) for each additional gang. Midway wallplates can be mounted onto larger-volume outlet boxes and/or used to hide wall irregularities. Midway wallplates are a full 0.375" taller and wider than standard size wallplates.

Oversize Size Single-Gang

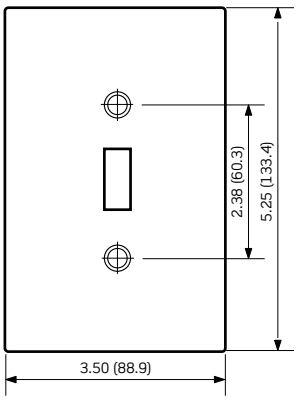

Note: Add 1.81" (46.0mm) for each additional gang. Oversized wallplates are used to conceal greater wall irregularities than those hidden by Midway wallplates. Oversized wallplates are a full 0.75" taller and wider than standard size wallplates.

Lockable Enclosures and Wallplates

Description	Mounting	Cat. No.
Type 1 Steel Enclosure without Switch for 30A Motor Starters	Vertical	N13NC 
Lockout Wallplate (lock sold separately) Non-Magnetic S/S	Vertical	84001-LOK 

Duplex Receptacle

Plastic, Nylon and Metal

		Thermoset (Plastic)			Thermoplastic (Nylon)		Metal			
Description	Color	Cat. No. STANDARD	Cat. No. MIDWAY	Cat. No. OVERSIZE	Cat. No. STANDARD	Cat. No. MIDWAY	Material Type	Cat. No. STANDARD	Cat. No. MIDWAY	Cat. No. OVERSIZE
1-Gang 	White	88003	80503-W	88103	80703-W	PJ8-W	Chrome	—	—	—
	Ivory	86003	80503-I	86103	80703-I	PJ8-I	Aluminum	83003	—	—
	Lt. Almond	78003	80503-T	—	80703-T	PJ8-T	Brass	81003	—	—
	Gray	87003	—	—	80703-GY	PJ8-GY	Polished Brass	81003-PB	—	—
	Black	—	—	—	80703-E	PJ8-E	Stainless Steel	84003	—	84103
	Brown	85003	80503	85103	80703	PJ8	Non-Magnetic S/S	84003-40	SSJ8-40	84103-40
	Red	—	—	—	80703-R	PJ8-R				
	Blue	—	—	—	80703-BU	PJ8-BU				
	Orange	—	—	—	80703-ORG	PJ8-IG				
2-Gang 	White	88016	80516-W	88116	80716-W	PJ82-W	Aluminum	83016	—	—
	Ivory	86016	80516-I	86116	80716-I	PJ82-I	Brass	81016	—	—
	Lt. Almond	78016	80516-T	—	80716-T	PJ82-T	Stainless Steel	84016	—	84116
	Gray	87016	—	—	80716-GY	PJ82-GY	Non-Magnetic S/S	84016-40	SSJ82-40	84116-40
	Black	—	—	—	80716-E	PJ82-E				
	Brown	85016	80516	85116	80716	PJ82				
	Red	—	—	—	80716-R	PJ82-R				
	Blue	—	—	—	80716-BU	—				
	Orange	—	—	—	80716-ORG	—				
3-Gang 	White	88030	—	—	80730-W	—	Non-Magnetic S/S	84030-40	SSJ83-40	84130-40
	Ivory	86030	—	—	80730-I	—				
	Lt. Almond	78030	—	—	—	—				
	Gray	—	—	—	80730-GY	—				
	Brown	85030	—	—	—	—				
	Red	—	—	—	80730-R	—				
4-Gang 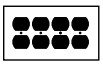	White	88041	—	—	—	—	Non-Magnetic S/S	84041-40	—	—
	Ivory	86041	—	—	—	—				
	Brown	85041	—	—	—	—				
5-Gang 							Non-Magnetic S/S	84055-40	—	—
6-Gang 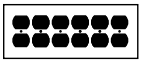							Non-Magnetic S/S	84056-40	—	—

LEVITON

TRADITIONAL | Single Receptacle | Telephone or Cable Outlet

Single Receptacle

15A and 20A Straight Blade and 15A Locking (1.406" Diameter Hole)

Plastic, Nylon and Metal

		Thermoset (Plastic)			Thermoplastic (Nylon)		Metal			
Description	Color	Cat. No. STANDARD	Cat. No. MIDWAY	Cat. No. OVERSIZE	Cat. No. STANDARD	Cat. No. MIDWAY	Material Type	Cat. No. STANDARD	Cat. No. MIDWAY	Cat. No. OVERSIZE
1-Gang 	White	88004	80504-W	—	80704-W	PJ7-W	Aluminum	83004		
	Ivory	86004	80504-I	—	80704-I	PJ7-I	Brass	81004		
	Lt. Almond	78004	80504-T	—	80704-T	PJ7-T	Non-Magnetic S/S	84004-40	SSJ7-40	84104-40
	Gray	—	—	—	80704-GY	—				
	Black	—	—	—	80704-E	—				
	Brown	85004	80504	—	80704	—				
	Red	—	—	—	80704-R	PJ7-R				
	Orange	—	—	—	80704-ORG	—				
2-Gang 	White	88052	—	—	—	—	Non-Magnetic S/S	84052-40	—	—
	Ivory	86052	—	—	—	—				
	Brown	85052	—	—	—	—				
3-Gang 							Non-Magnetic S/S	S73-N	—	—

Telephone or Cable Outlet — Box Mounted

Plastic, Nylon and Metal

		Thermoset (Plastic)		Thermoplastic (Nylon)	Metal		
Description	Color	Cat. No. STANDARD	Cat. No. MIDWAY	Cat. No. MIDWAY	Material Type	Cat. No. STANDARD	Cat. No. MIDWAY
1-Gang Phone/Cable .312" dia. hole 	White	—	80513-W	—	Aluminum	83013	—
	Ivory	—	80513-I	—	Brass	81013	—
	Lt. Almond	—	80513-T	—	Polished Brass	81013-PB	—
					Stainless Steel	84013	—
					Non-Magnetic S/S	84013-40	—
1-Gang Phone/Cable .406" dia. hole 	White	88013	—	PJ11-W*	Non-Magnetic S/S	84061-40	—
	Ivory	86013	—	PJ11-I*			
	Lt. Almond	78013	—	PJ11-T*			
	Gray	—	—	PJ11-GY*			
	Black	—	—	PJ11-E*			
	Brown	85013	—	PJ11*			
1-Gang Phone/Cable .625" dia. hole 	White	88017	—	—	Brass	81017	—
	Ivory	86017	—	—	Non-Magnetic S/S	84017-40	—
2-Gang Phone/Cable .406" dia. hole 	White	88062	—	—	Non-Magnetic S/S	84062-40	—
	Ivory	86062	—	—			

*Adapter piece included, box or strap mounted

Telephone or Cable Outlet — Strap Mounted

Plastic, Nylon and Metal

		Thermoset (Plastic)		Thermoplastic (Nylon)	Metal		
Description	Color	Cat. No. STANDARD	Cat. No. OVERSIZE	Cat. No. STANDARD	Material Type	Cat. No. STANDARD	Cat. No. MIDWAY
1-Gang Phone/Cable .312" dia. hole, with knock out to enlarge hole to .625" 	White Ivory Brown	88018 86018 85018	— — —	— — —			
1-Gang Phone/Cable .406" dia. hole 	White Ivory Gray Black Brown	— — — — —	88113 86113 — — —	80718-W 80718-I 80718-GY 80718-E 80718	Non-Magnetic S/S	84018-40	SSJ11-40
1-Gang Phone/Cable .625" dia. hole 	White	88037	—	—	Non-Magnetic S/S	84037-40	84137-40
2-Gang Phone/Cable .406" dia. hole 	Ivory	P22-I±	—	—			

±Painted metal wallplates

Wallplate for Keylock Switches (1221-2kl series)

Type 302 Stainless Steel Wallplate w/Tamper-Resistant Screws and Spanner Tool

Description	Color	Cat. No.
1-Gang	S/S	84071-40
2-Gang	S/S	84072-40
3-Gang	S/S	84073-40

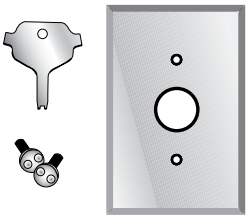

84071-40

LEVITON

TRADITIONAL | Blanks

Blanks — Box Mounted

Plastic, Nylon and Metal UL CSA

		Thermoset (Plastic)			Thermoplastic (Nylon)		Metal			
Description	Color	Cat. No. STANDARD	Cat. No. MIDWAY	Cat. No. OVERSIZE	Cat. No. STANDARD	Cat. No. MIDWAY	Material Type	Cat. No. STANDARD	Cat. No. MIDWAY	Cat. No. OVERSIZE
1-Gang 	White	88014	80514-W	88114	80714-W	PJ13-W	Aluminum	83014	—	—
	Ivory	86014	80514-I	86114	80714-I	PJ13-I	Brass	81014	—	—
	Lt. Almond	78014	80514-T	—	80714-T	PJ13-T	Stainless Steel	84014	—	84114
	Gray	87014	—	—	80714-GY	PJ13-GY	Non-Magnetic S/S	84014-40	SSJ13-40	84114-40
	Black	—	—	—	80714-E	PJ13-E				
	Brown	85014	80514	85114	80714	PJ13				
	Red	—	—	—	80714-R	PJ13-R				
2-Gang 	White	88025	80525-W	—	80725-W	PJ23-W	Brass	81025	—	—
	Ivory	86025	80525-I	—	80725-I	PJ23-I	Polished Brass	81025-PB	—	—
	Lt. Almond	78025	80525-T	—	80725-T	PJ23-T	Stainless Steel	84025	—	—
	Gray	87025	—	—	80725-GY	PJ23-GY	Non-Magnetic S/S	84025-40	—	84125-40
	Black	—	—	—	80725-E	PJ23-E				
	Brown	85025	80525	—	80725	—				
3-Gang 	White	88033	80533-W	—	80735-W	PJ33-W	Non-Magnetic S/S	84033-40	—	84133-40
	Ivory	86033	80533-I	—	80735-I	PJ33-I				
	Gray	—	—	—	80735-GY	—				
	Black	—	—	—	80735-E	—				
	Brown	85033	—	—	—	—				
4-Gang 	White	88064	—	—	—	—	Stainless Steel	84064	—	—
	Ivory	86064	—	—	—	—	Non-Magnetic S/S	84064-40		
	Brown	85064	—	—	—	—				
5-Gang 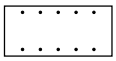							Non-Magnetic S/S	84065-40	—	—
6-Gang 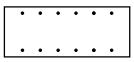							Non-Magnetic S/S	84066-40	—	—
7-Gang 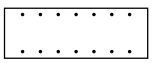							Non-Magnetic S/S	84067-40	—	—
8-Gang 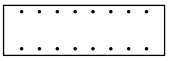							Non-Magnetic S/S	84068-40	—	—

Blanks — Strap Mounted

Plastic, Nylon and Metal

		Thermoset (Plastic)		Thermoplastic (Nylon)	Metal		
Description	Color	Cat. No. STANDARD	Cat. No. OVERSIZE	Cat. No. STANDARD	Material Type	Cat. No. STANDARD	Cat. No. OVERSIZE
1-Gang 	White	88019	—	80719-W	Stainless Steel	84019	
	Ivory	86019	—	80719-I	Non-Magnetic S/S	84019-40	84119-40
	Gray	—	—	80719-GY			
	Black	—	—	80719-E			
	Brown	85019	—	—			
	Red	—	—	80719-R			
2-Gang 	White	88034	—	80734-W	Non-Magnetic S/S	84034-40	84134-40
	Ivory	86034	—	80734-I			
	Black	—	—	80734-E			
	Red	—	—	80734-R			
3-Gang 	White	88035	—	—	Non-Magnetic S/S	84035-40	—
	Ivory	86035	—	—			
4-Gang 	White	88057	—	—	Non-Magnetic S/S	84057-40	—
	Ivory	86057	—	—			
5-Gang 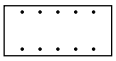					Non-Magnetic S/S	S54-N	—

Power Outlet Receptacles

Plastic, Nylon and Metal — 1-Gang

		Thermoset (Plastic)		Thermoplastic (Nylon)		Metal	
Description	Color	Cat. No. STANDARD	Cat. No. MIDWAY	Cat. No. STANDARD	MIDWAY	Material Type	Cat. No. STANDARD
20A and 30A Locking Receptacle, 1.60" dia. hole 	White	—	—	80720-W	—	Non-Magnetic S/S	84020-40
	Ivory	—	—	80720-I	—		
	Gray	—	—	80720-GY	—		
	Black	—	—	80720-E	—		
	Brown	—	—	80720	—		
	Red	—	—	80720-R	—		
30A and 50A Receptacle, 2.15" dia. hole 	White	—	80528-W	—	80728-W	Aluminum	83028
	Ivory	—	80528-I	—	80728-I	Brass Finish Steel	4928
	Gray	—	—	—	80728-GY	Gray Painted Steel	4927
	Black	—	80528-BLK	—	80728-E	Stainless Steel	84028
	Brown	—	—	—	80728		

Note: Use with 278, 279, 5206, 5207, 5371, 5372, 5374

Continued on next page

TRADITIONAL | Power Outlet Receptacles

Continued from previous page

Power Outlet Receptacles

Standard Size Plastic, Nylon and Metal — 2-Gang

			Thermoset	Thermoplastic (Nylon)	Metal	
	Description	Color	Cat. No.	Cat. No.	Material Type	Cat. No.
	30A and 50A Receptacle, 2.15" dia.	White Ivory Lt. Almond Black Brown	80526-W 80526-I 80526-T 80526-BLK —	80726-W 80726-I — — 80726	Aluminum Gray Painted Steel Stainless Steel	83026 4934 84026
	30A and 50A Receptacle, 2.465" dia. hole	White Ivory Lt. Almond Black	80530-W 80530-I 80530-T 80530-BLK	— — — —	Gray Painted Steel Non-Magnetic S/S	S701-GY S701-40
	30A and 50A Receptacle, 2.15" dia. hole offset				Stainless Steel	84022

Note: Use with 278, 279, 5206, 5207, 5371, 5372, 5374

Standard Size Metal — 2-Gang with Centered Opening

		Metal	
	Description	Material Type	Cat. No.
	1-Decora®	Non-Magnetic S/S	S746-N
	1-Toggle	Brass Non-Magnetic S/S	81040 84040-40
	1-Duplex	Non-Magnetic S/S	84039-40
	1-Outlet 1.406" dia. hole	Non-Magnetic S/S	84092-40

Standard Size Louvre

			Painted Steel	Metal	
	Description	Color	Cat. No.	Material Type	Cat. No.
	1-Gang, Center Horizontal - Strap Mount	White Ivory	88079 86079	Brass Non-Magnetic S/S	81079 84079-40
	1-Gang Vertical - Strap Mount	White Ivory	88080 86080	Brass Non-Magnetic S/S	81080 84080-40
	2-Gang, 2-Louvre, Vertical - Strap Mount			Non-Magnetic S/S	84081-40

Decora® & Decora Plus™ Wallplates

Leviton Decora Plus™ and Decora® Designer Wallplates — available in a wide spectrum of colors and styles — can add subtle elegance to any home. You can go modern with Decora Plus™ screwless, snap-on wallplates, which install fast and flawlessly. Sleek, versatile and convenient, they now come in a midway size that gives even greater coverage, and can hide unsightly wall surface irregularities. All Leviton decorative wallplates can stand up to heavy use while coordinating perfectly with paint or wallcoverings. Think of them as the finishing touch to giving a home its signature look.

Sample Decora® & Decora Plus™



Color Choices

Decora® & Decora Plus™ wallplates are offered in a wide range of colors and finishes.
To order colors, add suffix to Cat. No.

White (-W)
Ivory (-I)
Light Almond (-T)
Gray (-G/-GY)
Black (-E)
Brown
Blue (-B)
Orange (-O)
Red (-R)
Brushed Brass
Polished Brass (-PB)
Satin-Finish Stainless Steel
Aluminum

DECORA® AND DECORA PLUS™

Decora® & Decora Plus™ Wallplates

Features and Benefits

All Decora® Wallplates
- Accent any wall covering with a wide selection of colors and finishes
- Smooth face and rounded edges resist dust accumulation
- Color-matched metal mounting screws supplied

Midway
- Midway wallplates can be used to hide wall surface irregularities
- Midway wallplates are a full 0.375" taller and wider than standard wallplates

Oversize
- Oversize wallplates can be used to hide greater wall surface irregularities than those hidden by Midway wallplates
- Oversize wallplates are a full 0.75" taller and wider than standard wallplates

Thermoset Wallplates
- Designed for high dielectric strength and arc resistance
- Meets or exceeds UL 514 testing requirements
- Resistant to fading, discoloration, grease, oils, organic solvents and moisture scratches
- Backed by a limited 2-year warranty

Thermoplastic Wallplates
- Molded thermoplastic for maximum resistance to impact, abrasion, fading and discoloration
- Resistant to mechanical stress associated with high abuse applications
- Backed by a limited 10-year warranty

Metal Wallplates (Commercial Grade)
- Rounded edges to prevent injury and wall damage
- Deluxe stainless steel is non-magnetic Type 302, .032" thick — brushed finish
- Standard stainless steel Type 430, .032" thick, also available — brushed finish
- Brass is 70/30 alloy 260, .040" thick — polished or brushed finish
- Aluminum is 3004 alloy, .040" thick
- Backed by a limited 10-year warranty

Decora®

Plastic, Nylon and Metal

		Thermoset (Plastic)			Thermoplastic (Nylon)		Metal			
Description	Color	Cat. No. STANDARD	Cat. No. MIDWAY	Cat. No. OVERSIZE	Cat. No. STANDARD	Cat. No. MIDWAY	Material Type	Cat. No. STANDARD	Cat. No. MIDWAY	Cat. No. OVERSIZE
1-Gang	White	80401-W	80601-W	88601	80401-NW	PJ26-W	Aluminum	83401	—	—
	Ivory	80401-I	80601-I	—	80401-NI	PJ26-I	Brass	81401	—	—
	Lt. Almond	80401-T	80601-T	—	80401-NT	PJ26-T	Polished Brass	81401-PB	—	—
	Gray	80401-GY	—	—	80401-NGY	PJ26-GY	Non-Magnetic S/S	84401-40	SSJ26-40	SO26
	Black	80401-E	—	—	80401-NE	PJ26-E				
	Brown	80401	80601	—	80401-N	PJ26				
	Red	—	—	—	80401-NR	PJ26-R				
	Blue	—	—	—	80401-NB	—				
2-Gang	White	80409-W	80609-W	88602	80409-NW	PJ262-W	Aluminum	83409	—	—
	Ivory	80409-I	80609-I	86602	80409-NI	PJ262-I	Brass	81409	—	—
	Lt. Almond	80409-T	80609-T	—	80409-NT	PJ262-T	Polished Brass	81409-PB	—	—
	Gray	80409-GY	—	—	80409-NGY	PJ262-GY	Non-Magnetic S/S	84409-40	—	SO262
	Black	80409-E	—	—	80409-NE	PJ262-E				
	Brown	80409	80609	—	80409-N	—				
	Red	—	—	—	80409-NR	—				
3-Gang	White	80411-W	80611-W	—	80411-NW	PJ263-W	Aluminum	83411	—	SO263
	Ivory	80411-I	80611-I	—	80411-NI	PJ263-I	Brass	81411	—	—
	Lt. Almond	80411-T	80611-T	—	80411-NT	PJ263-T	Polished Brass	81411-PB	—	—
	Gray	80411-GY	—	—	80411-NGY	PJ263-GY	Non-Magnetic S/S	84411-40	—	—
	Black	80411-E	—	—	—	—				
	Brown	80411	80611	—	80411-N	—				
4-Gang	White	80412-W	80612-W	—	80412-NW	PJ264-W	Brass	81412	—	—
	Ivory	80412-I	80612-I	—	80412-NI	PJ264-I	Non-Magnetic S/S	84412-40	—	—
	Lt. Almond	80412-T	80612-T	—	80412-NT	PJ264-T				
	Gray	80412-GY	—	—	—	PJ264-GY				
	Black	80412-E	—	—	—	—				
	Brown	80412	80612	—	80412-N	—				
5-Gang	White	80423-W	—	—	—	—	Brass	81423	—	—
	Ivory	80423-I	—	—	—	—	Non-Magnetic S/S	84423-40	—	—
	Lt. Almond	80423-T	—	—	—	—				
	Gray	80423-GY	—	—	—	—				
	Black	80423-E	—	—	—	—				
	Brown	80423	—	—	—	—				
6-Gang	White	80436-W	—	—	—	—	Non-Magnetic S/S	84436-40	—	—
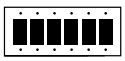	Ivory	80436-I	—	—	—	—				
	Lt. Almond	80436-T	—	—	—	—				
	Gray	80436-GY	—	—	—	—				
	Black	80436-E	—	—	—	—				
	Brown	80436	—	—	—	—				
7-Gang	White	80407-W*	—	—	—	—				
	Ivory	80407-I*	—	—	—	—				

*Painted Metal Wallplate

Continued on next page

DECORA® | Dimensions

Continued from previous page

Decora®

Dimensions — Single Gang

Standard Size Single-Gang

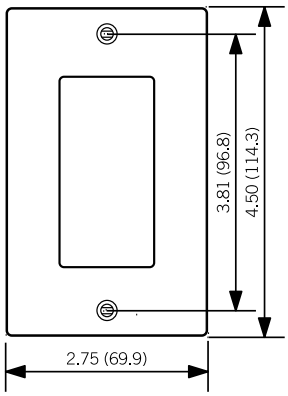

Note: Add 1.81" (46.0mm) for each additional gang.

Midway Size Single-Gang

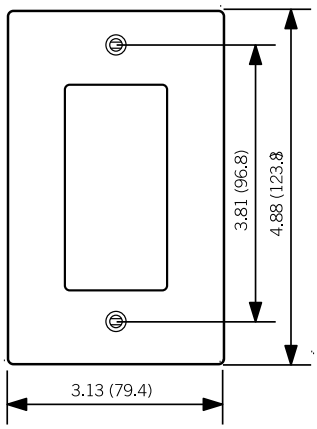

Note: Add 1.81" (46.0mm) for each additional gang. Midway wallplates can be mounted onto larger-volume outlet boxes and/or used to hide wall irregularities. Midway wallplates are a full 0.375" taller and wider than standard size wallplates.

Oversize Size Single-Gang

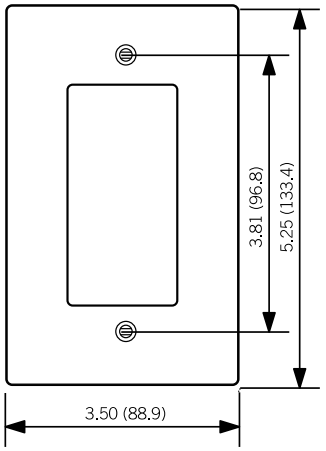

Note: Add 1.81" (46.0mm) for each additional gang. Oversized wallplates are used to conceal greater wall irregularities than those hidden by Midway wallplates. Oversized wallplates are a full 0.75" taller and wider than standard size wallplates.

Decora Plus™

Features and Benefits

- Sleek, smooth contemporary styling with no mounting screws and no subplate screws for ease of installation and cleaning
- Decora® compatible — two-piece kit allows easy use with any Decora installation
- Constructed of durable polycarbonate to withstand abuse
- Screwless subplate offers ease of installation — exclusive "Hook n' Snap" feature provides an easy, convenient and truly screwless wallplate installation

Screwless Snap-On Wallplates (with Screwless Subplate)

	Description	Color	Cat. No.		Description	Color	Cat. No.
	1-Gang	White Ivory Lt. Almond Gray Black Brown	80301-SW 80301-SI 80301-ST 80301-SGY 80301-SE 80301-S		4-Gang	White Ivory Lt. Almond Black Brown	80312-SW 80312-SI 80312-ST 80312-SE 80312
	2-Gang	White Ivory Lt. Almond Gray Black Brown	80309-SW 80309-SI 80309-ST 80309-SGY 80309-SE 80309-S		5-Gang	White Ivory Lt. Almond	80321-SW 80321-SI 80321-ST
	3-Gang	White Ivory Lt. Almond Black Brown	80311-SW 80311-SI 80311-ST 80311-SE 80311-S		6-Gang	White Ivory Lt. Almond	80326-SW 80326-SI 80326-ST

Dimensions for Screwless Snap-On Wallplates

80301-S

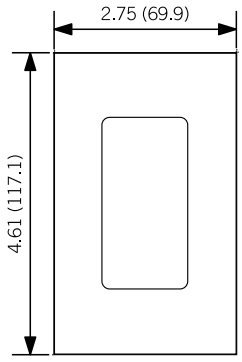

Note: Add 1.81" (46.0mm) for each additional gang

80309

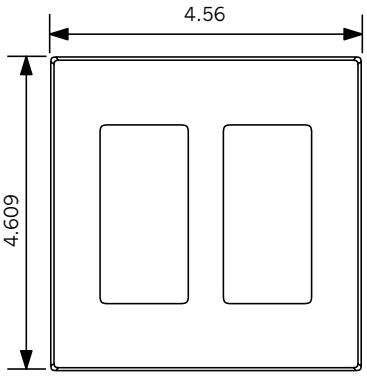

Note: Add 1.81" (46.0mm) for each additional gang

Combination Wallplates

Need a wallplate that does more than one job? Turn to Leviton's combination wallplate line. Leviton combination wallplates come in a variety of configurations and gangs; a broad selection of materials including aluminum, brass, stainless steel and plastic; and an assortment of colors. If you have a unique application, Leviton can also customize a wallplate for it.

Sample Combination Wallplates



Single Receptacle Combination Wallplates

Plastic, Nylon and Metal

		Thermoset (Plastic)			Thermoplastic (Nylon)		Metal	
Description	Color	Cat. No. STANDARD	Cat. No. MIDWAY	Cat. No. OVERSIZE	Cat. No. STANDARD	Cat. No. MIDWAY	Material Type	Cat. No. STANDARD
2-Gang: 1-Toggle, 1-Single 1.406" dia Hole 	White Ivory	88007 86007	— —	— —	— —	— —	Stainless Steel Non-Magnetic S/S	84007 84007-40
3-Gang: 2-Toggle, 1-Single 1.406" dia. Hole 							Non-Magnetic S/S	84088-40
4-Gang: 3-Toggle, 1-Single 1.406" dia. Hole 							Non-Magnetic S/S	84042-40
2-Gang: 1-Single 1.406" dia. Hole, 1-Duplex 	White Ivory	88046* 86046*	— —	— —	— —	— —	Non-Magnetic S/S	84146-40

*Painted Metal Wallplates

Duplex Receptacle Combination Wallplates

Plastic, Nylon and Metal

		Thermoset (Plastic)			Thermoplastic (Nylon)		Metal		
Description	Color	Cat. No. STANDARD	Cat. No. MIDWAY	Cat. No. OVERSIZE	Cat. No. STANDARD	Cat. No. MIDWAY	Material Type	Cat. No. STANDARD	Cat. No. OVERSIZE
2-Gang: 1-Toggle, 1-Duplex 	White Ivory Lt. Almond Gray Black Brown Red	88005 86005 78005 87005 — 85005 —	80505-W 80505-I 80505-T — — — —	88105 86105 — — — — —	80705-W 80705-I 80705-T 80705-GY 80705-E 80705 80705-R	PJ18-W PJ18-I PJ18-T — PJ18-E — —	Aluminum Polished Brass Stainless Steel Non-Magnetic S/S	83005 81005-PB 84005 84005-40	— — — 84105-40
3-Gang: 2-Toggle, 1-Duplex 	White Ivory Lt. Almond Black Brown	88021 86021 78021 — 85021	80521-W 80521-I 80521-T — 80521	80516-W 80516-I 80516-T — 80516	80721-W 80721-I — 80721-E —	PJ21-W PJ21-I PJ21-T — —	Brass Non-Magnetic S/S	81021 84021-40	— 84121-40
4-Gang: 3-Toggle, 1-Duplex 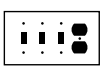	White Ivory Lt. Almond Brown	P38-W P38-I P38-T P38	— — — —	— — — —	80743-W 80743-I — —	— — — —	Stainless Steel	84043	—

Continued on next page

LEVITON

COMBINATION | Duplex Receptacle | Decora®/GFCI

Continued from previous page

Duplex Receptacle Combination Wallplates

Plastic, Nylon and Metal

		Thermoset (Plastic)			Thermoplastic (Nylon)		Metal		
Description	Color	Cat. No. STANDARD	Cat. No. MIDWAY	Cat. No. OVERSIZE	Cat. No. STANDARD	Cat. No. MIDWAY	Material Type	Cat. No. STANDARD	Cat. No. OVERSIZE
5-Gang: 4-Toggle, 1-Duplex 	White Ivory	P48-W* P48-I*	— —	— —	— —	— —	Non-Magnetic S/S	S48-N	
3-Gang: 1-Toggle, 2-Duplex 	White Ivory Brown	88047 86047 85047	— — —	— — —	80747-W 80747-I —	— — —	Non-Magnetic S/S	84047-40	84147-40
4-Gang: 2-Toggle, 2-Duplex 							Brass Non-Magnetic S/S	81045 84045-40	
2-Gang: 1-Duplex, 1-Decora®/GFCI 	White Ivory Lt. Almond Gray Black Brown Red	80455-W 80455-I 80455-T — — 80455 —	— — — — — — —	— — — — — — —	80746-W 80746-I 80746-T 80746-GY 80746-E 80746 80746-R	PJ826-W PJ826-I PJ826-T — — — —	Non-Magnetic S/S	84455-40	

*Painted Metal Wallplates

Decora®/GFCI Combination Wallplates

Plastic, Nylon and Metal

		Thermoset (Plastic)		Thermoplastic (Nylon)		Metal	
Description	Color	Cat. No. STANDARD	Cat. No. MIDWAY	Cat. No. STANDARD	Cat. No. MIDWAY	Material Type	Cat. No. STANDARD
2-Gang: 1-Toggle, 1-Decora®/GFCI 	White Ivory Lt. Almond Gray Black Brown Red	80405-W 80405-I 80405-T 80405-GY 80405-E 80405 —	80605-W 80605-I 80605-T — — — —	80707-W 80707-I 80707-T 80707-GY 80707-E 80707 80707-R	PJ126-W PJ126-I PJ126-T — — PJ126 —	Stainless Steel	S126
3-Gang: 2-Toggle, 1-Decora®/GFCI 	White Ivory Lt. Almond Black Brown	80421-W 80421-I 80421-T — 80421	— — — — —	80745-W 80745-I — 80745-E —	PJ226-W PJ226-I PJ226-T — PJ226	Non-Magnetic S/S	84421-40
3-Gang: 2-Decora®/GFCI, 1-Toggle 	White Ivory Lt. Almond Brown	80431-W 80431-I 80431-T 80431	— — — —	80731-W 80731-I — —	— — — —		
4-Gang: 3-Toggle, 1-Decora®/GFCI 	White Ivory Lt. Almond Brown	P326-W P326-I P326-T P326	— — — —	80732-W 80732-I — —	— — — —		

Continued on next page

Continued from previous page

Decora®/GFCI Combination Wallplates

Plastic, Nylon and Metal

		Thermoset (Plastic)		Thermoplastic (Nylon)		Metal	
Description	Color	Cat. No. STANDARD	Cat. No. MIDWAY	Cat. No. STANDARD	Cat. No. MIDWAY	Material Type	Cat. No. STANDARD
4-Gang: 2-Toggle, 2-Decora®/GFCI 	White Ivory	P2262-W* P2262-I*	— —	— —	— —		
5-Gang: 4-Toggle, 1-Decora®/GFCI 						Non-Magnetic S/S	S426-N
2-Gang: 1-Duplex, 1-Decora®/GFCI 	White Ivory Lt. Almond Gray Black Brown Red	80455-W 80455-I 80455-T — — 80455 —	— — — — — — —	80746-W 80746-I 80746-T 80746-GY 80746-E 80746 80746-R	PJ826-W PJ826-I PJ826-T — — — —		

*Painted Metal Wallplates

Blank Combination Wallplates

Plastic, Nylon and Metal

			Thermoset (Plastic)			Thermoplastic (Nylon)	Metal	
Description		Color	Cat. No. STANDARD	Cat. No. MIDWAY	Cat. No. OVERSIZE	Cat. No. STANDARD	Material Type	Cat. No. STANDARD
	2-Gang: 1-Toggle, 1-Blank Box Mount	White Ivory Brown	88006 86006 85006	80506-W 80506-I 80506	— — —	— — —	Non-Magnetic S/S	84006-40
	2-Gang: 1-Toggle, 1-Blank Strap Mount	White Ivory Lt. Almond Gray Red	— — — — —	— — — — —	— — — — —	80706-W 80706-I 80706-T 80706-GY 80706-R	Non-Magnetic S/S	84077-40
	3-Gang: 2-Toggle, 1-Blank Strap Mount						Non-Magnetic S/S	S214-N
	2-Gang: 1-Blank, 1-Decora®/GFCI Strap Mount	White Ivory Lt. Almond Gray Black Brown	P1426-W* P1426-I* — — — —	80608-W 80608-I 80608-T — — 80608	— — — — — —	80708-W 80708-I 80708-T 80708-GY 80708-E 80708	Non-Magnetic S/S	S1426-N

*Painted Metal Wallplates

Continued on next page

LEVITON

COMBINATION | Blank | Telephone and CATV

Continued from previous page

Blank Combination Wallplates

Plastic, Nylon and Metal UL CSA

		Thermoset (Plastic)			Thermoplastic (Nylon)		Metal	
Description	Color	Cat. No. STANDARD	Cat. No. MIDWAY	Cat. No. OVERSIZE	Cat. No. STANDARD	Cat. No. MIDWAY	Material Type	Cat. No. STANDARD
2-Gang: 1-Blank, 1-Duplex, Box Mount 	White Ivory Brown	88008 86008 85008	80508-W 80508-I —	— 86108 —	— N138-I —	— — —		
2-Gang: 1-Blank, 1-Duplex, Strap Mount 	White Ivory	88087* 86087*	— —	— —	— —	— —	Non-Magnetic S/S	84087-40
2-Gang: 1-Blank, 1-Single 1.406" dia. Hole, Strap Mount 	White Ivory	88085* 86085*	— —	— —	— —	— —	Non-Magnetic S/S	84085-40

*Painted Metal Wallplates

Telephone and CATV Wallplates

Plastic, Nylon and Metal UL CSA

		Thermoset (Plastic)			Thermoplastic (Nylon)		Metal	
Description	Color	Cat. No. STANDARD	Cat. No. MIDWAY	Cat. No. OVERSIZE	Cat. No. STANDARD	Cat. No. MIDWAY	Material Type	Cat. No. STANDARD
2-Gang: 1-Toggle, 1-Phone/Cable 406" dia. Hole, Strap Mount 	White Ivory	88077 86077	— —	— —	— —	— —		
2-Gang: 1-Phone/Cable 406" dia. Hole, 1-Duplex, Strap Mount 	White Ivory	88078 86078	— —	— —	— —	— —	Non-Magnetic S/S	84078-40
2-Gang: 1-Phone/Cable 406" dia. Hole, 1-Decora, Strap Mount 	White Ivory	80479-W 80479-I	— —	— —	— —	— —		

Thermoplastic and Metal Combination Specialty Wallplates

Thermoplastic (Nylon) Sectionals for Multi-Gang Installations*

			Center Panel	End Panel
	Description	Color	Cat. No.	Cat. No.
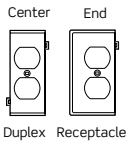	Duplex Receptacle	White Ivory Lt. Almond	PSC8-W PSC8-I PSC8-T	PSE8-W PSE8-I PSE8-T
	Toggle Switch	White Ivory Lt. Almond	PSC1-W PSC1-I PSC1-T	PSE1-W PSE1-I PSE1-T
	Single Receptacle, 1.406" dia. Hole	White Ivory	PSC7-W PSC7-I	PSE7-W PSE7-I
	Blank, Strap Mount	White Ivory Lt. Almond	PSC14-W PSC14-I PSC14-T	PSE14-W PSE14-I PSE14-T
	Decora® Panels	White Ivory Lt. Almond	PSC26-W PSC26-I PSC26-T	PSE26-W PSE26-I PSE26-T

*Outer dimensions of Wallplates created from two or more sectional panels will be the same as standard multi-gang plates

Horizontal Split Plate for Terminated Cable, Nylon and Metal

			Thermoplastic (Nylon)	Metal	
	Description	Color	Cat. No.	Material Type	Cat. No.
	1-Gang, .625" dia. Hole with Grommet, .406" Inner dia.	White Ivory	N751-W N751-I	Stainless Steel	S751-N

Special Purpose

Hot Stamped and Engraved Wallplates

Nylon and Metal

			Thermoplastic (Nylon)			Metal	
	Description	Color	Cat. No. STANDARD	Cat. No. STANDARD	Cat. No. MIDWAY	Material Type	Cat. No. STANDARD
	1-Gang 1-Duplex Stamped and Engraved "Emergency"	Red	80703-RE *Engraved Black Letters*	80703-REW *Engraved White Letters*	PJ8-RE *Engraved Black Letters*	Non-Magnetic S/S	84003-E40 *Engraved Red Letters*
	2-Gang 2-Duplex Stamped and Engraved "Emergency"	Red	80716-RE *Engraved Black Letters*	80716-REW *Engraved White Letters*	PJ82-RE *Engraved Black Letters*	Non-Magnetic S/S	84016-E40 *Engraved Red Letters*
	1-Gang 1-Duplex Stamped and Engraved "Isolated Ground"	Orange	80703-IG *Engraved Black Letters*	—	PJ8-IG *Engraved Black Letters*	Non-Magnetic S/S	84003-IG *Engraved Black Letters*
	2-Gang 2-Duplex Stamped and Engraved "Isolated Ground"	Orange	80716-IG *Engraved Black Letters*	—	—		
	1-Gang 1-Single 1.406" dia. Hole Stamped and Engraved "Isolated Ground"	Orange	80704-IG *Engraved Black Letters*	—	—		
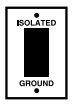	1-Gang 1-Decora® Stamped "Isolated Ground"	Orange	80401-IG *Engraved Black Letters*	—	—		
	1-Gang 1-Decora® and Engraved "Emergency"	Red	—	80401-REW *Engraved White Letters*	—	Non-Magnetic S/S	84401-E40 *Engraved Red Letters*
	2-Gang 2-Decora® and Engraved "Emergency"	Red	—	80409-REW *Engraved White Letters*	—	Non-Magnetic S/S	84409-E40 *Engraved Red Letters*
	1-Gang 1-Decora® Stamped "GFCI Protected"	White Ivory	80401-GFW 80401-GFI *Engraved Black Letters*		— —	Non-Magnetic S/S	84003-G40 *Engraved Black Letters*
	1-Gang 1-Decora® Stamped "Computer Only"	Ivory	80401-COI *Engraved Black Letters*		—		
	1-Gang 1-Toggle Stamped and Engraved "Emergency"	Red	80701-RE *Engraved Black Letters*	80701-REW *Engraved White Letters*	—	Non-Magnetic S/S	84001-E40 *Engraved Red Letters*
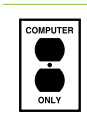	1-Gang 1-Duplex Stamped "Computer Only"	Orange	80703-COO *Engraved Black Letters*		—		

How To Order Custom Wallplates



General Information

Custom wallplates, up to twelve gangs in size, made of brass, stainless steel, painted steel, aluminum or chrome, can be special ordered from Leviton. Any combination of the configurations shown can be specified to meet your needs. In addition, standard and custom metal wallplates can be engraved, and standard nylon wallplates can be hot stamped, with the message of your choice. Follow the steps below to fill out the Custom Wallplate Order Form completely and accurately. The finished order form must include:

1. The wallplate catalog number
2. The type of wallplate material desired (from the Material Code Chart)
3. The quantity of wallplates desired
4. The wallplate configurations in proper order (from the Configuration Code Chart)
5. The wallplate color, selected from the Wallplate Color Code Chart
6. Engraved or hot stamped message, if desired, with message location and letter size
7. Engraved or hot stamped message filler color, selected from the Fill-In Color Chart

Photocopy the blank Custom Wallplate Order Form at the back of this section and refer to the completed sample Custom Wallplate Order Form shown when filling out your order. Your Leviton representative can provide you with additional forms if needed. The sample order grid below shows the custom wallplate (example only), pictured at right:



Note: Messaging can be written horizontally or vertically. Please contact Leviton for examples of spacing and sizing.

Sample Grid

CAT. NO. 90004 MATERIAL CODE S3 QTY. 1

(1)	(2)	(3)	(4)	(5)	(6)	(7)	(8)	(9)	(10)	(11)	(12)
EMERGENCY 01	01	EMERGENCY 03	01								

COLOR CODE _____ ENGRAVED ✔ HOT STAMPED _____ LETTER SIZE 3/8"

FILLER CODE _____ PRICE _____

P.O. # XR

Continued on next page

LEVITON

CUSTOM WALLPLATES | How To Order

Continued from previous page

How To Fill Out The Custom Wallplate Order Form

Step 1: Determine the Wallplate Catalog Number

The catalog number for a custom wallplate is determined as follows: a single-gang custom wallplate is Cat. No. 90001, a double-gang custom wallplate is Cat. No. 90002, a three-gang custom wallplate is Cat. No. 90003, and so on through the sequence to Cat. No. 90010 for a ten-gang custom wallplate. Enter the number in the space on the Order Form marked "CAT. NO." If you are ordering a standard metal wallplate for custom engraving, use the 90000 series number. If you are ordering a standard nylon wallplate for custom hot stamping, enter that wallplate's catalog number in the space on the Order Form marked "CAT. NO."

Step 2: Select the Wallplate Material

Choose the custom wallplate material desired from the Material Chart below. Enter the material code for the material selected in the space marked "MATERIAL CODE" on the Order Form. When ordering Custom Hot Stamped wallplates, enter NYLON.

Material	Material Code
Aluminum*	AL — No Engraving or Hot Stamping
Brass (Satin)	BR
Polished Brass	PB
Non-Magnetic Stainless Steel-Type 302/304	S3
Oversize Non-Magnetic Stainless Steel-Type 302/304*	S30
Painted Steel	S5
Oversize Painted Steel**	S50
Chrome	CRM
Raw Steel	RAW

*6-Gang maximum size, standard size only.
**4-Gang maximum size.

Step 3: Determine the Quantity of the Wallplate Order

Enter the number of wallplates needed in the space marked "QUANTITY" on the Order Form.

Step 4: Determine the Custom Wallplate Configuration

The Wallplate Configuration Chart below shows all the configurations that can be specified for Leviton custom metal wallplates. Each configuration has a specific Configuration Code number in the lower right-hand corner of its corresponding space on the chart. Enter this configuration code in the center of the corresponding square on the Order Form Grid to match its desired position on the finished custom wallplate. If necessary refer to the Sample Order Form Grid on page T-23 for clarification on configurations and their placement.

 Toggle Switch **01**	 Duplex Receptacle **03**	 Louvre Horizontal Mount **05**	 Louvre Vertical Mount* **07**	 Blank Box Mount **09**	 Blank Strap Mount **11**
 Decora/ GFCI **13**	 Single 1.406" dia. Receptacle **15**	 1.60" dia. Hole **17**	 2.15" dia. Hole** **19**	 2.647" dia. Hole** **21**	 .312" dia. Hole Strap Mount **23**
 .312" dia. Hole Box Mount **25**	 .406" dia. Hole Strap Mount **27**	 .406" dia. Hole Box Mount **29**	 .625" dia. Hole Strap Mount **31**	 .625" dia. Hole Box Mount **33**	 Interchangeable 1-Device Vertical **35**
 Interchangeable 1-Device Horizontal **37**	 Interchangeable 2-Device **39**	 Interchangeable 3-Device **41**	 2.460" dia. Hole 2-Gang Only** **47**	 **49**	0.880" dia. Hole for Key Lock Power Switch**. Tamper-resistant screws and screwdriver included w/Key Lock configurations. Device mount unless specified otherwise. For 1-gang, order 84071-40.

Enter the code number for the configurations you select in the center box on each desired wallplate position on the Custom Wallplate Order Form.
*3-Gang minimum.
**2-Gang minimum

Continued on next page

Continued from previous page

How To Fill Out The Custom Wallplate Order Form

Step 5: Select the Wallplate Color

For painted metal, select one of the following colors and enter its color code in the space marked "COLOR CODE" on the order form:

Color	Wallplate Color Code
Black	PE
Brown	PB
Gray	PG
Ivory	PI
Orange	PO
Red	PR
White	PW
Lt. Almond	PT

Step 6: Enter Engraving Information

NOTE: WE CAN ENGRAVE NYLON AND PAINTED AND UNPAINTED METAL WALLPLATES. *After completing steps 1-5:*

6A) Type or clearly print the message(s) (i.e., TURN OFF) as you wish it to appear on the lines provided in the appropriate Grid box(es).
6B) Select the size of the letters you desire for the wallplate message from the dimensions shown below and enter that size in the space marked "LETTER SIZE" on the Order Form.
6C) Select the fill-in color for the message letters from the chart below and enter the code for the color chosen in the space marked "FILLER CODE."

Note: Nylon Plates — Engraving or Hot Stamping only on Stock Cat. Numbers.

Filler Color Codes for Engraved Wallplates		Letter Size Guage for Engraved Wallplates
Color	Code	
Black	PE	
Brown	PB	
Gray	PG	
Ivory	PI	
Orange	PO	
Red	PR	
White	PW	
Lt. Almond	PT	

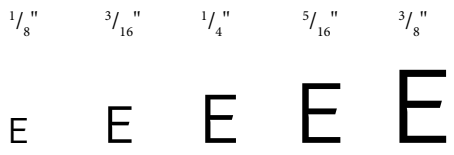

Step 7: Enter Hot Stamping Information

7A) Select the message(s) desired from the Message Library below. Enter the message on the lines provided in the appropriate Grid box(es) where they should appear. The message will be stamped in 3/16"-high text.

HOT STAMPING MESSAGE LIBRARY FOR CUSTOM NYLON WALLPLATES

1. SHOWER
2. VANITY
3. VOICE
4. ONLY
5. ISOLATED GROUND
6. EMERGENCY
7. HEAT
8. DATA
9. COMPUTER
10. GFCI
11. SURGE
12. FAN
13. ON
14. PROTECTED
15. OFF
16. OIL BURNER
17. PC
18. DEDICATED
19. ISOLATED
20. GROUND
21. CONDITIONED
22. CONDITIONED POWER
23. CRITICAL
24. ELEC.
25. EQUIP
26. FLUORESCENT
27. OIL
28. POWER
29. UPS

7B) Select the fill-in color for the message letters from the chart below and enter the code for the color chosen in the space marked "FILLER CODE."

Color	Code
Black	XE
White	XW
Red	XR
No Filler	XX

To order nylon wallplates with custom hot stamped message, contact your Leviton salesman or customer service representative

8) Note: Sequential engraving is available. Consult factory for ordering instructions.

Continued on next page

LEVITON

CUSTOM WALLPLATES | How To Order

Continued from previous page

Custom Wallplate Order Form

BILL TO:

SHIP TO:

CAT. NO._____MATERIAL CODE_____

_____QTY._____

(1)	(2)	(3)	(4)	(5)	(6)	(7)	(8)	(9)	(10)	(11)	(12)
☐	☐	☐	☐	☐	☐	☐	☐	☐	☐	☐	☐

COLOR CODE_____ ENGRAVED_____HOT STAMPED_____ LETTER SIZE_____

FILLER CODE_____ PRICE_____ P.O. #_____

Engraving Information (Please print per corresponding gang number)

(1) ☐☐☐☐☐☐☐☐☐☐☐☐ (7) ☐☐☐☐☐☐☐☐☐☐☐☐

(2) ☐☐☐☐☐☐☐☐☐☐☐☐ (8) ☐☐☐☐☐☐☐☐☐☐☐☐

(3) ☐☐☐☐☐☐☐☐☐☐☐☐ (9) ☐☐☐☐☐☐☐☐☐☐☐☐

(4) ☐☐☐☐☐☐☐☐☐☐☐☐ (10) ☐☐☐☐☐☐☐☐☐☐☐☐

(5) ☐☐☐☐☐☐☐☐☐☐☐☐ (11) ☐☐☐☐☐☐☐☐☐☐☐☐

(6) ☐☐☐☐☐☐☐☐☐☐☐☐ (12) ☐☐☐☐☐☐☐☐☐☐☐☐

DESCRIPTION
(Use this space to add additional information that may be helpful.)

TERMS

- Please take care to complete your order carefully. *Custom wallplates cannot be returned*
- Custom orders are shipped in three to four weeks
- All engraving shall be centered within its corresponding gang unless specifically instructed to span across multiple gangs
- All engravings on toggle configurations shall appear above the mounting screw holes unless specifically instructed otherwise
- All engravings on GFCI/Decora configurations shall appear below the mounting screw hole unless specifically instructed otherwise

Adapters and Accessories

Decora Plus™ Standard Size Plastic Adapters

	Description	Color	Cat. No.
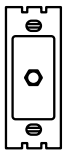	CATV Jack	White Ivory Lt. Almond Gray Black	80381-W 80381-I 80381-T 80381-GY 80381-E
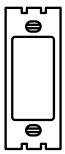	Blank No Hole	White Lt. Almond Gray Black	80314-W 80314-T 80314-GY 80314-E

Plastic Adapters

	Description	Color	Cat. No.
	Dimmer Shaft .406" dia. Hole	White Ivory Lt. Almond Black Brown	80400-W 80400-I 80400-T 80400-E 80400
	Blank Decora® No Hole	White Ivory Lt. Almond Gray Black Brown	80414-W 80414-I 80414-T 80414-GY 80414-E 80414
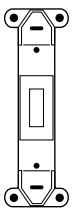	Blank Toggle No Hole	White Ivory Lt. Almond Gray Brown	80700-W 80700-I 80700-T 80700-GY 80700
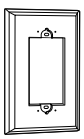	Wallbox Adapter: Extends shallow wallbox to fit GFCI/Decora® device	White Ivory Brown	6197-W 6197-I 6197
	Snap-in Grommet: Reduces 1.406" to 1.00" for use with single receptacle wallplates	Black	403-E
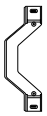	Thermoplastic Yoke/Mounting Strap with Screws	White	404

All devices are UL Listed and CSA Certified

Adapters and Accessories

Wallplate Screws

	Description	Color	Cat. No.
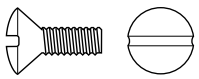	Oval Head Milled Slot 5/16" Long - 6-32 Thread, 100 per Box	White Ivory Lt. Almond Gray Stainless Steel	88400-PRT 86400-PRT 78400-PRT 87400-PRT 84400-PRT
	Oval Head Milled Slot, 1/2" Long - 6-32 Thread, 100 per Box	White Ivory Lt. Almond Brown Stainless Steel	88000-PRT 86000-PRT 78000-PRT 85000-PRT 84000-PRT
	Oval Head Milled Slot 7/8" Long - 6-32 Thread, 100 per Box	White Ivory Lt. Almond	88500-PRT 86500-PRT 78500-PRT

Tamper-Resistant Spanner Head Wallplate Screws

	Description	Color	Cat. No.
	Spanner Head 1/2" Long - 6-32 Thread, 100 per Box	Stainless Steel	84000-T
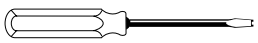	Screwdriver for Spanner Head or Tamper-Resistant Screws	Black	84000-TSD

Pilot Light Jewels

	Description	Color	Cat. No.
	Round Fits Single Receptacle Hole 1.375-1.405" dia.	Red Green	405-R 405-GR
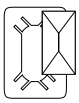	Rectangular Fits Toggle Switch Hole .406 x .925"	Red Green	406-R 406-GR
	Lampholder Assembly for use with Jewels or Louvre Plates — use with standard 2.5" box and 4 watt bulb (bulb not included)		2152

Connectivity Device Plates

Dedicated to 46000 series devices, single-gang Leviton Voice/Data/CATV wallplates come in standard and Decora® style. They accommodate a Type "F", Db9, Db15 or Bnc/Tnc "D" connectors and are constructed from an impact resistant, engineering grade polymer.

Sample Connectivity Device Plates



Voice/Data/CATV Standard Size Nylon and Metal

			Thermoplastic (Nylon)	Metal	
	Description	Color	Cat. No.	Material Type	Cat. No.
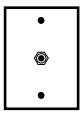	1-Gang Type "F" Connector	White Ivory Lt. Almond	80781-W 80781-I 80781-T		
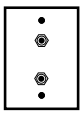	1-Gang Duplex Type "F" Connector	Ivory White Lt. Almond	80782-W 80782-I 80782-T		
	1-Gang Db9 Data Connector			Non-Magnetic S/S	84441-40
	1-Gang Db15 Data Connector			Non-Magnetic S/S	84442-40
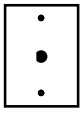	1-Gang Bnc/Tnc "D" Connector			Non-Magnetic S/S	84444-40

LEVITON

WEATHER-RESISTANT COVERS

Weather-Resistant Covers

Leviton's full line of raintight and weather-resistant covers are ruggedly constructed to seal out moisture, dust, debris and insects, while providing easy access to receptacles. These industrial grade covers are designed for rugged conditions. Their sturdy, gasketed covers mount vertically or horizontally. Leviton makes two innovative raintight while-in-use covers: telescoping and metal. Designed for decks, patios, porches and similar locations, they're more than a match for the vagaries of weather. The telescoping cover sports a low-profile when in the contracted position, while the metal cover features a self-closing lid made of powder-coated cast zinc. Leviton weather-resistant covers let homeowners use power tools, trimmers, sprinkler systems and pumps with confidence and safety. They're also ideal for outdoor security, landscape, accent and holiday lighting.

Sample Weather-Resistant Covers



Features and Benefits

- Glass-filled thermoplastic cover and plate for outstanding impact resistance and durability
- UL 94-VO flammability rating
- Superior IP 64 suitability rating protects against dust particles and splashing water (on select covers)
- NEMA Type 3R enclosure rating ensures protection against rain, sleet and damage from external ice formation
- Dual gaskets, one under plate and one under lid, for weather-resistant fit
- Stainless steel hinge-pin, spring and mounting screws for excellent corrosion resistance
- Triple-combination screws accept Phillips, straight-blade or Robertson-head screwdrivers
- Oversized cover tab for easier opening with gloved hands
- Mounts to panel or FS/FD boxes
- UL Listed and CSA Certified for wet locations with cover closed
- Backed by a limited 10-year warranty

Weather-Resistant Covers

Features and Benefits

- Self-closing lid
- Vertical and horizontal mounting
- Impact-resistant thermoplastic covers and bases
- Weather-resistant gaskets
- Stainless steel springs



4976-GY

Thermoplastic

Description	Mounting	Color	Cat. No.
Duplex Receptacle or Combination Device, 1-Gang, Two Independent Lids	Horizontal Horizontal	White Gray	4976-W 4976-GY
Duplex Receptacle or Combination Device, 1-Gang for mounting on FS type box, Two Independent Lids	Horizontal	Gray	4976-FS
Duplex Receptacle or Combination Device, 1-Gang	Vertical Vertical	White Gray	4978-W 4978-GY
Single Receptacle, 1-Gang	Vertical	Gray	4979-GY
Single 20A or 30A Locking Receptacle, 1-Gang	Vertical	Gray	4980-GY

Blank Box Mounted Wallplates with Gasket

Description	Mounting	Cat. No.
1-Gang Aluminum, Box Mount	N/A	83014-EXT
2-Gang Aluminum, Box Mount	N/A	83025-EXT



83014-EXT

T

Wallplates & Weather-Resistant Covers

WEATHER-RESISTANT COVERS | Nylon and Die-Cast Zinc

Weather-Resistant Covers

Nylon and Metal

Description	Color	Diameter	Cat. No.
Nylon FS mount cover for use with 15A locking, and 15A and 20A straight blade, flanged inlets and outlets. IP64 rated.	Gray	1.72"	WP1
Nylon FS mount cover for use with 20A and 30A 3-, 4-, and 5-wire locking flanged inlets and outlets and 30A and 50A 3-wire power receptacles. IP64 rated.	Gray	2.25"	WP2
FS mount cover for use with 50A single locking receptacles. IP64 rated. Available in nylon or metal.	Gray Yellow	2.15"	7770* 7788-CR**
Nylon FS mount cover for use with 20A and 30A single locking receptacles. IP64 rated.	Gray Yellow	1.60"	7420-CRG 7420-CR

*Cast Aluminum.
**Nylon



WP2



7420



4925-2

Die-Cast Zinc

	Description	Mounting	Cat. No.
	Single Receptacle 1-Gang	Horizontal	4925-2
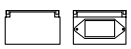	Decora®/GFCI, 1-Gang	Horizontal	4990
		Vertical	4992
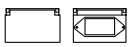	Decora®/GFCI, 1-Gang for Mounting on FS-type Box	Horizontal	6196-FS
		Vertical	6196-VFS
	Duplex Receptacle, 1-Gang	Vertical	4926
	Duplex Receptacle or Combination Device 1-Gang, Two Independent Lids	Horizontal	4970
	Weatherproof Wallplate and Switch 15A 120V AC	Horizontal or Vertical	1432

Telescoping Raintight While-in-Use Covers

Features and Benefits

- Tough UV rated thermoplastic construction resists scratching and corrosion
- Extends to while-in-use position for plugs
- Contracts to shut out insects and debris
- NEMA Type 3R Enclosure



T5979-T

Thermoplastic Vertical Mounting

	Description	Mounting	Color	Cat. No.
	Duplex, Decora® and Single Receptacle with Smoke Cover	Vertical	White	T5979-W
		Vertical	Lt. Almond	T5979-T
		Vertical	Gray	T5979-GY
		Vertical	Brown	T5979

Thermoplastic Raintight While-In-Use-Covers

Features and Benefits

- Self-closing lid
- Impact-resistant thermoplastic construction
- Pre-installed gasket for easy, reliable installation
- Offset device opening (horizontal only) for easier cord exit
- Thermoplastic inserts prevent insect and debris accumulation
- NEMA Type 3R Enclosure



5976-GY



5997-CL

Vertical and Horizontal Mounting

	Description	Mounting	Color	Cat. No.
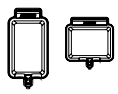	Duplex Receptacle, Standard	Vertical	Gray	5976-GY
		Vertical	Clear	5976-CL
	Decora®/GFCI, Standard	Vertical	Gray	5977-GY
		Vertical	Clear	5977-CL
	Decora®/GFCI, Extra Deep	Vertical	Gray	5977-DGY
		Vertical	Clear	5977-DCL
	Single Receptacle, Standard	Vertical	Gray	5978-GY
		Vertical	Clear	5978-CL
	Single Receptacle, Extra Deep	Vertical	Gray	5978-DGY
		Vertical	Clear	5978-DCL
	Duplex Receptacle, Standard	Horizontal	Gray	5996-GY
		Horizontal	Clear	5996-CL
	Duplex Receptacle, Extra Deep	Horizontal	Gray	5996-DGY
	Decora®/GFCI, Standard	Horizontal	Gray	5997-GY
		Horizontal	Clear	5997-CL
	Decora®/GFCI, Extra Deep	Horizontal	Gray	5997-DGY
		Horizontal	Clear	5997-DCL

Related Products
Leviton's weather-resistant outdoor grade GFCIs are designed to withstand the elements with cold impact resistant face and buttons. **See page D-4 in the GFCIs and AFCIs section for more information.**

WEATHER-RESISTANT COVERS | Raintight While-In-Use Covers

Die-Cast Zinc Raintight While-In-Use Covers

Features and Benefits

- Powder-coated cast zinc construction resists scratching and corrosion
- Self-closing lid with stainless steel hinge
- Choice of vertical and horizontal mounting
- Includes duplex and Decora® plates, mounting hardware and gaskets
- NEMA Type 3R Enclosure
- Accepts standard padlock for increased security

Vertical and Horizontal Mounting

	Description	Mounting	Color	Cat. No.
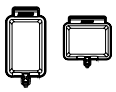	Duplex and Decora® Plate Configurations	Vertical	White	M5979-W
		Vertical	Gray	M5979-GY
	Duplex and Decora® Plate Configurations	Horizontal	White	M5999-W
		Horizontal	Gray	M5999-GY

Testing and Code Compliance

NEMA	UL	CSA	NEC
3R rated for use in wet or damp locations with cover closed Meets NEC® Section 406.8(B)(1) requirements	Full Compliance Section 410-57B for use in wet or damp locations with cover closed	Full Compliance Section 410-57B for use in wet or damp locations with cover closed	Full Compliance Section 410-57B for use in wet or damp locations with cover closed



M5999-GY

Dimensions

Vertical Mount Extra Deep

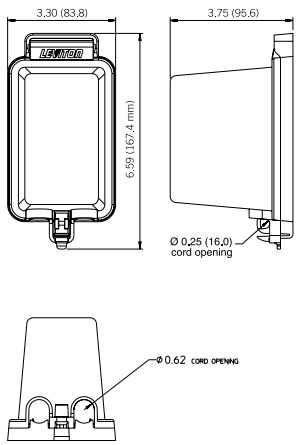

Horizontal Mount, Standard

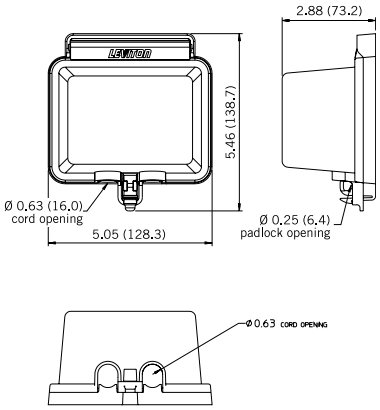

Thermoplastic Telescoping

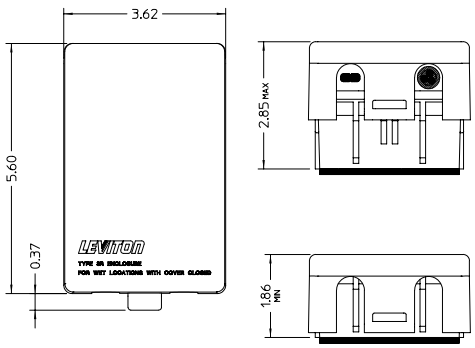

Related Products
Leviton's weather-resistant outdoor grade GFCIs are designed to withstand the elements with cold impact resistant face and buttons. **See page D-4 in the GFCIs and AFCIs section for more information.**

Wire Mesh Safety Grips

U

Grips Selection Guide U-2
Pulling Grips U-8
Strain-Relief Grips U-16
Support Grips U-23



Wire Mesh Safety Grips Selection Guide

A Large Selection of Wire Mesh Pulling, Strain-Relief and Support Grips

Leviton wire mesh safety grips are built tough to provide the strength, reliability and gripping force required for today's demanding wire management applications. They are designed to distribute stress over a large area so they can securely hold, pull or support the wire, rope, tubing or fiber optic cable to which they are applied.

Leviton wire mesh safety grips are flexible holding devices used to pull cable, rope, or tubing into place; to support it after it has been installed, to prevent cable pullout; or to provide strain-relief that reduces the arc of bend at points of wire connections or terminations. Available in a wide selection of style, weave, attachment and wire options designed to meet the highest standards for strength, flexibility, durability and longevity.

Features and Benefits

Pulling Grips

- Pulling grips are reusable tools for pulling insulated conductors and bare wires; cable, nylon and wire rope; fiber optic cable; etc. Both flexible eye and rotating eye attachments are available.

Strain-Relief Grips

- Strain-relief grips are used to connect cable or flexible conduit to electrical enclosures and equipment. This prevents pullout and bending due to tension at the inner conductors at the point of termination.

Support Grips

- Support grips distribute the weight of the vertical or sloping runs of electrical and fiber optic cable, metal rods, tubing or hose over the entire length of the grip so that the cable is not subject to damage. A variety of hangers and bales are available. These grips are also available in stainless steel for additional corrosion resistance.

Hazardous Locations

The following product categories are suitable for use in hazardous locations per Class I, Div. 2; Class II, Div. 1 & 2; and Class III, Div. 1 & 2 requirements.

Product Category	Type
Deluxe Cord Grips	Aluminum fitting Nylon fitting Non-metallic

Flammability

Non-metallic Deluxe Cord Grips will not support combustion. The ratings are listed below.

Component	Rating
Wire Mesh Grip	94HB*
Fitting	94V°

*A test method used by UL to determine rate of burning and/or extent and time of burning of self-supporting plastics in horizontal position (ASTM D 635-88, IEC 707-1981, ISO/DIS 1210.2).
°A test method used by UL for measuring the comparative extinguishing characteristics of solid plastics in a vertical position (IEC 707-1981, ISO/DIS 1210.2)

GRIP SELECTION

Wet Locations

The strain-relief grips listed below are suitable for use in wet locations so long as a listed sealing ring is used between the box and the fitting (sealing ring not included).

Product Category	Type
Deluxe Cord Grips	Aluminum fitting Nylon fitting Non-metallic

Types of Wire Mesh Safety Grips

Product	Description	Material
Pulling Grips	Junior Duty	Galvanized steel wire
	Light Duty	Galvanized steel wire
	Medium Duty	Galvanized steel wire
	Heavy Duty	Galvanized steel wire
	Heavy Duty Swivel	Galvanized steel wire
	Multi-Weave, Rotating Eye	Galvanized steel wire
	Multi-Weave, Flexible Eye	Galvanized steel wire
	High Strength	Galvanized steel wire
	Slack, Offset Eye - Closed Mesh	Galvanized steel wire
	Slack, Offset Eye - Split Lace	Galvanized steel wire
	Slack, Offset Eye - Split Rod	Galvanized steel wire
Strain-Relief Grips	Wide Range (with Gasket)	Galvanized steel wire
	Nylon Cord Sealing Grips with Mesh	Nylon
	Deluxe Cord Grips	Stainless steel wire
	Liquid-Tight (metallic cond.)	Stainless steel wire
	Liquid-tight (Non-Metallic Cond.)	Stainless steel wire
	Connection Wire	Galvanized steel
Support Grips	Support Closed	Tinned bronze or stainless steel*
	Support Closed, Heavy Duty, Long	Tinned bronze or stainless steel*
	Support Split with Lace	Tinned bronze or stainless steel*
	Support Split Lace, Heavy Duty, Long	Tinned bronze or stainless steel*
	Support Split with Rod	Tinned bronze or stainless steel*
	Bus Drop Grips	Galvanized steel wire
	Safety Springs	Spring steel

*Stainless steel available on request. Contact your Leviton representative

Testing and Code Compliance

UL Listed	CSA Certified	NEC	JIC H 13.11
Control #965U, File #E-173944, and Control #16G5, File # E-176347	File #LR-702185	300-19 — Supporting cables in vertical raceways 351-2 — Liquid-tight flexible metal conduit installations 400-7 — Flexible cord installations 400-10 — Strain-relief at joints and terminals	Prevention of flexible hose failure

LEVITON

GRIP SELECTION

Selecting Proper Sized Pulling and Support Grips

Grip size is based on the outside diameter or circumference of the cable(s). Use Selection Table 1 to determine the Grip Diameter Range for one or more cables of equal diameter. Use Selection Table 2 to determine the Grip Diameter Range for cables of different diameters bundled together. (Note: In this case, the bundle must be measured.) For your convenience, the Reference Tables provide approximate values for flexible cord and AWG or MCM wire

EQUAL DIAMETER CABLES

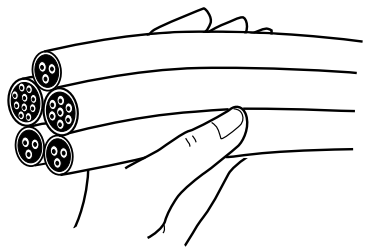

How to Select Proper Grip Size

1) Read across top line for number of cables in one grip
2) Read down for diameter of each cable
3) Read across line to Grip Diameter Range column.

Example: For five cables bundled together, each with a diameter of 0.42"

1) Locate "5 Cables" column
2) Read down column to range (0.38"-0.48")
3) Read across line to Grip Diameter Range (1.00-1.25)

Table 1: Decimal and Fractional Inch Cable Diameters — for One or More Cables of Equal Diameter

1 Cable		2 Cables		3 Cables		4 Cables		Grip Diameter Range
0.25-0.37	1/4-3/8	0.16-0.25	1/64-1/4	0.15-0.22	5/32-7/32	0.12-0.20	1/8-13/64	.250-.375
0.37-0.50	3/8-1/2	0.25-0.36	1/4-23/64	0.22-0.33	7/32-21/64	0.20-0.28	13/64-9/32	.375-0.50
0.50-0.62	1/2-5/8	0.27-0.36	17/64-23/64	0.26-0.33	17/64-21/64	0.24-0.28	15/64-9/32	0.50-0.75
0.62-0.75	5/8-3/4	0.36-0.45	23/64-29/64	0.33-0.36	21/64-23/64	0.28-0.31	9/32-5/16	0.62-0.75
0.75-1.00	3/4-1	0.45-0.60	29/64-39/64	0.36-0.49	23/64-31/64	0.31-0.42	5/16-27/64	0.75-1.00
1.00-1.25	1-1 1/4	0.60-0.76	39/64-49/64	0.49-0.63	3 31/64-5/8	0.42-0.54	27/64-35/64	1.00-1.25
1.25-1.50	1 1/4-1 1/2	0.76-0.91	49/64-29/32	0.63-0.76	5/8-49/64	0.54-0.65	35/64-21/32	1.25-1.50
1.50-1.75	1 1/2-1 3/4	0.91-1.08	29/32-1 5/64	0.76-0.89	49/64-57/64	0.65-0.77	21/32-49/64	1.50-1.75
1.75-2.00	1 3/4-2	1.08-1.23	1 5/64-1 5/64	0.89-1.02	57/64-1 1/64	0.77-0.88	49/64-7/8	1.75-2.00
2.00-2.50	2-2 1/2	1.23-1.54	1 5/64-1 35/64	1.02-1.28	1 1/64-1 9/32	0.88-1.00	7/8-1	2.00-2.50
2.50-3.00	2 1/2-3	1.54-1.84	1 35/64-1 27/32	1.28-1.53	1 9/32-1 17/32	1.10-1.32	1 3/32-1 21/64	2.50-3.00
3.00-3.50	3-3 1/2	1.84-2.15	1 27/32-2 5/32	1.53-1.79	1 17/32-1 51/64	1.32-1.54	1 21/64-1 35/64	3.00-3.50
3.50-4.00	3 1/2-4	2.15-2.45	2 5/32-2 29/64	1.79-2.05	1 51/64-2 3/64	1.54-1.76	1 35/64-1 49/64	3.50-4.00
5 Cables		**6 & 7 Cables**		**8 Cables**		**9 Cables**		**Grip Diameter Range**
0.11-0.14	7/64-9/64	0.10-0.11	3/32-7/64	0.09-0.10	3/32-7/64	0.06-0.09	1/16-3/32	.250-.375
0.14-0.25	9/64-1/4	0.11-0.25	7/64-1/4	0.10-0.20	7/64-13/64	0.09-0.19	3/32-3/16	.375-0.50
0.21-0.25	7/32-1/4	0.19-0.22	3/16-7/32	0.17-0.20	11/64-13/64	0.15-0.19	5/32-3/16	0.50-0.75
0.25-0.29	1/4-19/64	0.22-0.26	7/32-17/64	0.20-0.23	13/64-15/64	0.19-0.22	3/16-7/32	0.62-0.75
0.29-0.38	19/64-3/8	0.26-0.34	17/64-11/32	0.23-0.31	15/64-5/16	0.22-0.31	7/32-5/16	0.75-1.00
0.38-0.48	3/8-31/64	0.34-0.43	11/32-7/16	0.31-0.39	5/16-25/64	0.29-0.36	19/64-23/64	1.00-1.25
0.48-0.58	31/64-37/64	0.43-0.52	7/16-33/64	0.39-0.46	25/64-15/32	0.36-0.43	23/64-7/16	1.25-1.50
0.58-0.67	37/64-43/64	0.52-0.60	33/64-39/64	0.46-0.54	15/32-35/64	0.43-0.49	7/16-31/64	1.50-1.75
0.67-0.77	43/64-49/64	0.60-0.69	39/64-11/16	0.54-0.62	35/64-5/8	0.49-0.57	31/64-37/64	1.75-2.00
0.77-0.96	49/64-31/32	0.69-0.86	11/16-55/64	0.62-0.77	5/8-49/64	0.57-0.72	37/64-23/32	2.00-2.50
0.96-1.16	31/32-1 5/32	0.86-1.03	55/64-1 1/32	0.77-0.93	49/64-15/16	0.72-0.86	23/32-55/64	2.50-3.00
1.16-1.35	1 5/32-1 23/64	1.03-1.20	1 1/32-1 13/64	0.93-1.08	15/16-1 5/64	0.86-1.00	55/64-1	3.00-3.50
1.35-1.54	1 23/64-1 35/64	1.20-1.37	1 13/64-1 3/8	1.08-1.24	1 5/64-1 15/64	1.00-1.14	1-19/64	3.50-4.00

DIFFERENT DIAMETER CABLES

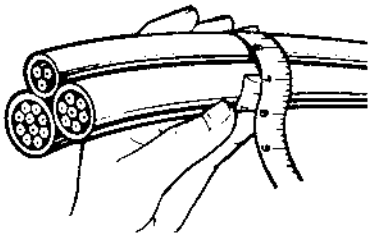

How to Measure Grip Circumference Range

1) Determine grip circumference range by measuring circumference of the entire bundle of cables to be held (as shown in illustration)

How to Select Proper Grip Size

Example: For three different diameter cables bundled together with a measured circumference of 6.35"

1) Read down "Inches (Decimal)" column for 6.35" (6.29-7.86 in.)
2) Read across line to Grip Diameter Range (2.00-2.50)
3) Read across line to Grip Diameter Range Column

Table 2: Grip Circumference Range — for Cables of Different Diameter

Inches (Fractional)	Inches (Decimal)	Grip Diameter Range
2 5/32-1 11/64	0.78-1.17	.250-.375
1 11/64-1 37/64	1.17-1.57	.375-0.50
1 37/64-1 15/16	1.57-1.94	0.50-.625
1 15/16-2 3/8	1.94-2.37	0.62-0.75
2 3/8-3 5/32	2.37-3.15	0.75-1.00
3 5/32-3 15/16	3.15-3.94	1.00-1.25
3 15/16-4 23/32	3.94-4.72	1.25-1.50
4 23/32-5 33/64	4.72-5.51	1.50-1.75
5 33/64-6 19/64	5.51-6.29	1.75-2.00
6 19/64-7 55/64	6.29-7.86	2.00-2.50
7 55/64-9 7/16	7.86-9.43	2.50-3.00
9 7/16-11 11/64	9.43-11.01	3.00-3.50
11 11/64-12 37/64	11.01-12.58	3.50-4.00

Reference Table — Cord Diameters

For your convenience, the following are nominal overall diameters (in inches) for flexible cord.

Wire Size and Type	Conductors 2	Conductors 3	Conductors 4	Conductors 5
18 SO, STO	.36	.38	.41	.49
18 SJO, SJTO	.30	.32	.35	—
16 SO, STO	.39	.41	.44	.52
16 SJO, SJTO	.32	.34	.37	—
14 SO, STO	.52	.55	.59	.67
12 SO, STO	.60	.62	.68	.74
10 SO, STO	.65	.69	.74	.8
8 SO, STO	.83	.88	.99	1.08
6 SO, STO	.99	1.04	1.12	1.25

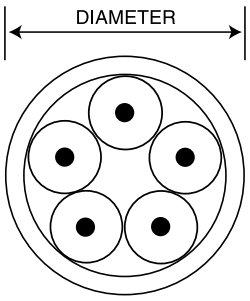

GRIP SELECTION

Selecting Proper Sized Pulling and Support Grips

Reference Table AWG or MCM Diameters

This table is to be used as a guide only. Sizes may vary by manufacturer.

AWG or MCM	Approx. Dia. (inches) THHN	Approx. Dia. (inches) THW
14	.105	.162
12	.122	.179
10	.153	.199
8	.201	.259
6	.257	.323
4	.328	.372
3	.356	.401
2	.388	.433
1	.450	.508
1/0	.491	.549
2/0	.537	.595
3/0	.588	.647
4/0	.646	.705
250	.716	.788
300	.771	.843
350	.822	.895
400	.869	.942
500	.955	1.03
600	1.06	1.14
700	1.13	1.21
750	1.16	1.25
1000	1.32	1.40

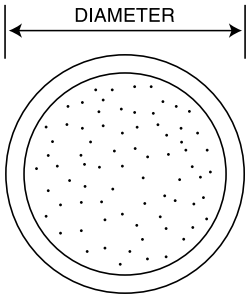

Strength Information

The approximate breaking strength of any Leviton wire mesh safety grip is based on working load information established by our engineering laboratories. In making these determinations, it is not possible to cover all applications and operating conditions. Variables such as diameter, gripping surface, number of items gripped, tension, movement, attachments, abrasion, corrosion, prior use and abuse must be assessed by the user. Greater safety factors should be utilized when the conditions of application are vague or unknown.

For specific applications where strength and holding power are important, consult Leviton's Technical Services Department. To determine the recommended working load safety factor for listed cable grips, divide the approximate breaking strength by 5 for pulling grips and by 10 for support grips. Leviton maintains a 6 Sigma Safety Factor for this recommended working load (using average break strengths obtained on new grips under lab test conditions).

Example: For pulling grips — 33,000 ÷ 5 = 6,600 lbs., which is the workload factor.
Example: For support grips — 10,080 ÷ 10 = 1,008 lbs., which is the workload factor.

All warranties on product quality and performance are based on wire mesh safety grips that are properly stored and handled by the user, and grips that are maintained and inspected at a proper frequency in keeping with their use and condition.

Grip Cable Range — Fraction-Decimal-Millimeter Conversion

Inches (Fractional)	Inches (Decimal)	Metric (mm)
1/4-23/64	0.25-0.36	6.35-9.13
3/8-31/64	0.37-0.49	9.52-12.30
1/2-39/64	0.50-0.61	12.70-15.48
5/8-47/64	0.62-0.74	15.88-18.65
3/4-63/64	0.75-0.99	19.05-25.00
1-1 15/64	1.00-1.24	25.40-31.35
1 1/4-1 31/64	1.25-1.49	31.75-37.70
1 1/2-1 63/64	1.50-1.99	38.10-50.40
2-2 31/64	2.00-2.49	50.80-63.10
2 1/2-2 63/64	2.50-2.99	63.50-75.80
3-3 31/64	3.00-3.49	76.20-88.50
3 1/2-3 63/64	3.50-3.99	88.90-101.20

Pulling Grips

Leviton pulling grips are reusable tools for pulling bare conductors, insulated wires, synthetic rope, wire rope, and fiber optic cable. These grips do not damage the cable, as the tension remains uniform throughout the length of the grip. The mesh responds to fit either a single cable or a bundle of cables. Leviton pulling grips may be used for pulling cable on overhead or underground applications, for stringing service or communication lines into factories, for pulling wire through conduit, and for underground electrical pulls. Leviton pulling grips are woven in galvanized steel for greater strength and longer life. Leviton also offers pulling kits that come in a vinyl mat with pockets that can be rolled and tied.



Bale Eye
Attachment flexes to follow line of pull with plastic tubing on bale.



Flexible Rope Eye
Bale has no plastic tubing for better flexibility.



Offset Flexible Eye
For easy attachment of the pulling line.



Rotating Eye
For use in changing wire rope in large cranes and derricks.

Single Weave Grips

Flexible Eye, Junior Duty

Cat. No.	Cable Dia. Range (inches)	Approximate (lbs.) Break Strength*	Mesh Length (inches)
L8500	0.25-0.36	1,700	4.25
L8501	0.37-0.49	1,700	7.0
L8502	0.50-0.61	1,700	8.5
L8503	0.62-0.74	2,800	10.0
L8504	0.75-0.99	4,100	10.0
L8505	1.00-1.24	4,100	11.5

*To determine workload safety factor, divide approximate break strength by 5



L8503
Junior Duty Series Grips are indispensable tools for electricians with small job requirements. They are used to connect insulated wire bundles to pulling tape or to pull wire rope through conduit.

Flexible Eye, Junior Duty — Kit

Kit Cat. No.	Description
L8510	Kit includes one of each Cat. No., L8500, L8501, L8502, L8503, L8504, L8505

*To determine workload safety factor, divide approximate break strength by 5



L8511
Light Duty Grips are the most economical pulling grips for many applications, such as industrial plant wiring, rewiring, and underground electrical pulls.

Flexible Rope Eye, Light Duty, Short

Cat. No.	Cable Dia. Range (inches)	Approximate (lbs.) Break Strength*	Mesh Length (inches)
L8511	0.50-0.61	3,400	12.75
L8512	0.62-0.74	4,100	14.0
L8513	0.75-0.99	4,100	14.75
L8514	1.00-1.24	5,800	16.5
L8515	1.25-1.49	5,800	17.0
L8516	1.50-1.74	7,500	20.0
L8517	1.75-1.99	10,000	23.5
L8518	2.00-2.49	10,000	23.0
L8519	2.50-2.99	13,000	23.75

*To determine workload safety factor, divide approximate break strength by 5

Flexible Rope Eye, Light Duty, Medium			
Cat. No.	**Cable Dia. Range (inches)**	**Approximate (lbs.) Break Strength***	**Mesh Length (inches)**
L8523	0.50–0.61	3,400	20.0
L8524	0.62–0.74	4,100	19.0
L8525	0.75–0.99	4,100	25.5
L8526	1.00–1.24	7,500	26.0
L8527	1.25–1.49	7,500	27.75
L8528	1.50–1.99	7,500	32.0
L8529	2.00–2.49	10,000	32.75
L8530	2.50–2.9	13,000	38.0
L8531	3.00–3.49	16,200	39.0
L8532	3.50–3.99	19,400	38.0

*To determine workload safety factor, divide approximate break strength by 5.

Flexible Rope Eye, Light Duty, Medium — Kit	
Kit Cat. No.	**Description**
L8540	Kit includes one of each Cat. No., L8525, L8526, L8528, L8529

*To determine workload safety factor, divide approximate break strength by 5

Multi-Weave Fiber Optic Grips

Fiber optic pulling grips are used for installation of fiber optic communication lines. They easily install on cables and are reusable. Applications include underground, overhead, through-conduit and enclosure type pulls. Leviton fiber optic pulling grips are two-in-one reusable grips: the same tool features both a flexible eye and a swivel eye. The rounded, flexible eye attaches easily to pulling lines and allows smoother passage through tight spaces than needle-eye designs.

Flexible/Swivel Eye					
Cat. No.	**Cable Dia. Range (inches)**	**Approx. (lbs.) Break Strength***	**Length (inches) Bale (Dim. A)**	**Mesh (Dim. M)**	**Nose Dia.**
L8801	.10–.20	1,000	4.75	9	0.8
L8802	.21–.35	1,500	4.75	14	0.8
L8803	.35–.48	2,200	5.00	18	0.9
L8804	.42–.61	2,800	5.00	21	0.9
L8805	.53–.74	3,300	5.00	24	1.2
L8806	.64–.87	4,700	5.00	27	1.2

*To determine workload safety factor, divide approximate break strength by 5

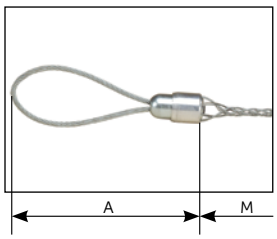

L8801

Fiber Optic Grips are made to pull delicate communication and data lines that have a much smaller cable diameter.

Single/Double Weave Bale Eye Grips

This series is recommended for heavy or rugged applications and is ideally suited for overhead and underground installations. They are offered in short, standard or long mesh lengths.

Medium Duty, Short

Cat. No.	Cable Dia. Range (inches)	Nominal Grip Size (inches)	Approx. (lbs.) Break Strength*	Length (inches) Bale (Dim. A)	Mesh (Dim. M)	Eye Size (inches)
L8551	0.50-0.61	0.55	4,500	8	24.5	7/32
L8552	0.62-0.74	0.68	5,600	8	24.5	1/4
L8553	0.75-0.99	0.87	6,800	8	24.5	1/4
L8554	1.00-1.49	1.25	9,600	9	24.5	5/16
L8555	1.50-1.99	1.75	16,400	11	24.5	7/16
L8556	2.00-2.49	2.25	18,500	12	24.75	7/16
L8557	2.50-2.99	2.75	24,500	12	27.0	1/2
L8558	3.00-3.49	3.25	24,500	14	27.5	1/2
L8559	3.50-3.99	3.75	31,000	14	27.75	5/8

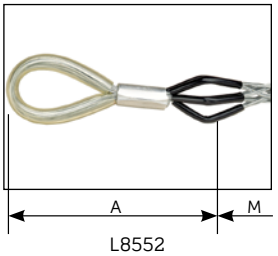

L8552

Medium Duty

Cat. No.	Cable Dia. Range (inches)	Approx. (lbs.) Break Strength*	Mesh Length (inches)
L8541	0.37-0.49	2,500	13.5
L8542	0.50-0.74	3,400	16.0
L8543	0.75-0.99	5,500	20.0
L8544	1.00-1.24	8,100	26.0
L8545	1.25-1.49	8,100	30.0
L8546	1.50-1.99	8,100	36.0


L8545

Single/Double Weave Pulling Grips are ideal for longer pull applications.

Medium Duty — Kit

Kit Cat. No.	Description
L8550	Kit includes one of each Cat. No., L8541, L8542, L8543, L8544, L8545, L8546

Medium Duty, Standard Length

Cat. No.	Cable Dia. Range (inches)	Nominal Grip Size (inches)	Approx. (lbs.) Break Strength*	Length (inches) Bale (Dim. A)	Mesh (Dim. M)	Eye Size (inches)
L8563	0.75-0.99	0.87	6,800	9	40.5	1/4
L8564	1.00-1.49	1.25	9,600	9	40.5	5/16
L8566	2.00-2.49	2.25	18,500	12	43.5	7/16
L8567	2.50-2.9	2.75	24,500	12	43.5	1/2
L8568	3.00-3.49	3.25	24,500	14	43.5	1/2
L8569	3.50-3.99	3.75	31,000	14	56.0	5/8

Medium Duty, Standard Length — Kit

Kit Cat. No.	Description
L8560	Kit includes one of each Cat. No., L8563, L8564, L8566

Heavy Duty, Long

Cat. No.	Cable Dia. Range (inches)	Nominal Grip Size (inches)	Approx. (lbs.) Break Strength*	Mesh (inches) (Dim. M)
L8573	1.00-1.49	1.25	11,600	48
L8575	2.00-2.49	2.25	19,400	48
L8576	2.50-2.99	2.75	25,900	48
L8577	3.00-3.49	3.25	25,900	48

Note: See installation instructions supplied with grip for recommended swivels, links and clamps or accessories listing.
*To determine workload safety factor, divide approximate break strength by 5

Double Weave — Rotating Eye Grips

These grips feature a double weave of galvanized steel strands for greater strength and added mesh contact with the cable. Leviton double weave pulling grips are designed to handle longer or heavier pulling jobs such as installation of underground cables, communication lines, and service lines. Double weave pulling grips have a forged steel compact rotating eye which can be attached to a swivel.

Heavy Duty, Short

Cat. No.	Cable Dia. Range (inches)	Nominal Grip Size	Approx. (lbs.) Break Strength*	Length (inches) Bale (Dim. A)	Mesh (Dim. M)	Eye Size (inches)
L8581	0.50-0.61	0.55	5,600	5	11	7/8
L8582	0.62-0.74	0.68	6,800	5	11	7/8
L8583	0.75-0.99	0.87	9,600	6	20	1
L8584	1.00-1.24	1.12	12,800	7	20	1 3/8
L8585	1.25-1.49	1.37	12,800	7	21	1 3/8
L8586	1.50-1.99	1.74	16,400	7	25	1 3/8
L8587	2.00-2.49	2.24	27,200	8	26	1 5/8
L8588	2.50-2.99	2.74	33,000	10	28	1 7/8
L8589	3.00-3.49	3.24	41,000	10	30	1 7/8
L8592	4.00-4.49	4.24	48,000	10	33	1 7/8

Note: See installation instructions supplied with grip for recommended swivels, links and clamps or accessories listing.
*To determine workload safety factor, divide approximate break strength by 5

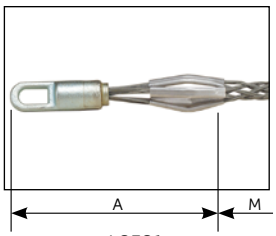

L8581

Heavy Duty, Standard Length

Cat. No.	Cable Dia. Range (inches)	Nominal Grip Size	Approx. (lbs.) Break Strength*	Length (inches) Bale (Dim. A)	Mesh (Dim. M)	Eye Size (inches)
L8601	0.50-0.61	0.55	5,600	5	16	7/8
L8602	0.62-0.74	0.68	6,800	5	16	7/8
L8603	0.75-0.99	0.87	9,600	6	32	1
L8604	1.00-1.49	1.12	16,400	7	33	1 3/8
L8605	1.50-1.99	1.74	16,400	7	34	1 3/8
L8606	2.00-2.49	2.24	27,200	9	36	1 5/8
L8607	2.50-2.99	2.74	33,000	10	38	1 7/8
L8608	3.00-3.49	3.24	41,000	10	39	1 7/8
L8609	3.50-3.99	3.74	48,000	10	41	1 7/8
L8611	4.00-4.49	4.24	48,000	10	42	1 7/8
L8612	4.50-4.99	4.74	48,000	10	58	1 7/8
L8613	5.00-5.99	5.49	48,000	10	60	1 7/8
L8614	6.00-6.99	6.49	48,000	10	66	1 7/8

Note: See installation instructions supplied with grip for recommended swivels, links and clamps or accessories listing.
*To determine workload safety factor, divide approximate break strength by 5

Heavy Duty, Standard Length— Kit

Kit Cat. No.	Description
L8600	Kit includes one of each Cat. No., L8603, L8604, L8605, L8606

Multi-Weave Grips

Leviton multi-weave pulling grips are constructed of high strength galvanized steel strands and are designed for pulling aluminum or copper bare conductor, wire rope and insulated cables. These grips are used in applications such as distribution line stringing and overhead transmission. Multi-weave pulling Grips are available with a flexible or rotating eye which can be attached to a swivel. The forged steel flexible eye will thread through sheaves and blocks without binding, but is not a swivel and will not turn under tension. The rotating eye can turn to relieve pulling torque when tension is relaxed.

Rotating Eye

Cat. No.	Cable Dia. Range (inches)	Nominal Grip Size	Approx. (lbs.) Break Strength*	Length (inches) Bale (Dim. A)	Mesh (Dim. M)	Color Code	Eye Size (inches)
L8621	0.25-0.49	3/8	6,800	5	26	Dk. Green	7/8
L8622	0.50-0.74	5/8	10,000	6	32	Brown	1
L8623	0.75-0.99	7/8	14,400	6	41	Lt. Blue	1
L8624	1.00-1.24	1 1/8	24,600	8	52	Gold	1 3/8
L8625	1.25-1.49	1 3/8	30,600	8	56	Black	1 5/8
L8626	1.50-1.74	1 5/8	30,600	9	60	Red	1 7/8
L8627	1.75-1.99	2	48,000	10	70	Dk. Blue	1 7/8
L8628	2.00-2.49	2 1/4	48,000	10	50	Yellow	1 7/8

*To determine workload safety factor, divide approximate break strength by 5

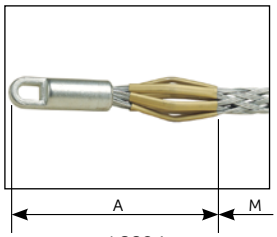

L8624

Flexible Eye

Cat. No.	Cable Dia. Range (inches)	Nominal Grip Size	Approx. (lbs.) Break Strength*	Length (inches) Bale (Dim. A)	Mesh (Dim. M)	Color Code	Eye Size (inches)
L8641	0.25-0.49	3/8	6,800	9	26	Dk. Green	1/4
L8642	0.50-0.74	5/8	10,000	9	32	Brown	5/16
L8643	0.75-0.99	7/8	14,400	11	41	Lt. Blue	3/8
L8644	1.00-1.24	1 1/8	24,600	12	52	Gold	1/2
L8645	1.25-1.49	1 3/8	30,600	12	56	Black	1/2
L8646	1.50-1.74	1 5/8	30,600	12	60	Red	1/2
L8647	1.75-1.99	2	48,000	15	70	Dk. Blue	5/8

Note: It is recommended that a swivel be used for release of torque during a pull. Use a connecting link when a swivel is not needed. Do not run grips or swivels over bullwheels while under tension. Do not use Multi-Weave for pulling rope. When higher loads are required, use Leviton's high strength-style pulling grips. See installation instructions supplied with grip for recommended swivels, links and clamps or accessories listing. *To determine workload safety factor, divide approximate break strength by 5



L8644

High Strength Grips

High strength pulling grips are designed for situations where load and safety considerations require an extra high strength grip. They are most commonly used for attaching pulling lines to conductors, conductors to running boards, and conductor-to-conductor connections. These grips can be used for pulling bare or insulated conductor, wire rope or synthetic rope. A feed tube is used when assembling synthetic rope[1] into the high strength pulling grip and is required on the two largest grip sizes.

Multi-Weave Flexible Eye

Cat. No.	Grip Range O.D. (inches) Rope*	Conductor (inches)	Approx. (lbs.) Break Strength**	Length (inches) Bale (Dim. A)	Mesh (Dim. M)	Color Code	Flexible Eye Size (inches)
L8660	0.25–0.65	0.19–0.37	6,500	10	24	Black	.218
L8661	0.50–0.90	0.38–0.62	14,000	13	26	Dk. Green	.375
L8662	0.75–1.10	0.63–0.87	20,000	14	48	Red	.437
L8663	1.00–1.50	0.88–1.12	30,600	15	60	Dk. Blue	.500
L8664	1.25–1.70	1.13–1.37	46,800	18	76	Yellow	.625
L8665	1.50–2.10	1.38–1.90	66,500	24	89	Aluminum	.750

*For rope, select smallest size grip which meets required workload.
**To determine workload safety factor, divide approximate break strength by 5

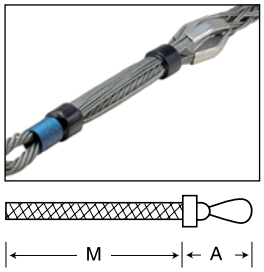

L8663

Recommended Rope Assembly Using High Strength Feed Tube

1) *Insert feed tube into high strength pulling grip*
2) *Insert rope end fully into feed tube*
3) *Hold rope in feed tube by pinning rope to the ground with end of tube. Pull mesh down onto feed so feed tube nose protrudes through shoulder protectors as shown*
4) *Push mesh to end of feed tube and pull feed tube through mesh. When tube is pulled, the mesh gripping action will hold rope in place*
5) *Position rope so that its end is inside the shoulder protectors. Remove slack from mesh by smoothing mesh tight to rope*
6) *Apply clamps to mesh end*

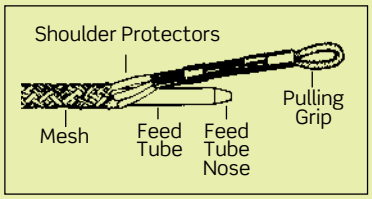

LEVITON

PULLING GRIPS | Slack Grips

Split-Lace/Split-Rod Attachments

(For use where end of cable is not accessible — *applies to slack grips only*)

Beginning at the end of the grip closest to the bale fitting, thread the lacing through the first two loops of the split, pulling the lace through until the ends are centered evenly. Cross the laces and thread them through the next two loops, and so on down the grip, being careful not to pull the lacing too tight. Spacing of the laced closure should be approximately the same as the mesh weave. When the end of grip is reached, twist the lacing strands tightly together, wrapping the ends of the lace around the grip and twisting again to secure. Excess length may be cut off. Split grips with rod closing are economical, since they are quickly installed, and are reusable. Simply wrap the grip around the cable and thread the rod through the loops using a corkscrew motion. To remove, pull the rod out and the grip is ready for re-use.

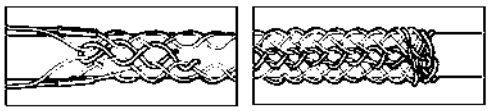

Split-Lace

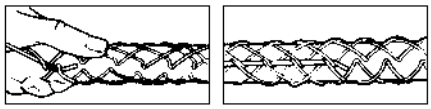

Split-Rod

Slack Grips

Slack grips are reusable grips used for pulling slack in underground cable preparatory to final placement. They may also be used for cable removal. Slack grips feature an offset eye for easy attachment to the pulling line.

Closed Mesh, Double Weave, Offset Eye, Heavy Duty, Medium

Cat. No.	Cable Dia. Range (inches)	Approx. (lbs.) Break Strength*	Mesh Length (inches)
L8671	0.75–0.99	3,000	13
L8672	1.00–1.24	4,200	16
L8673	1.25–1.49	5,500	17
L8674	1.50–1.74	7,400	18
L8675	1.75–1.99	11,000	19
L8676	2.00–2.49	11,000	20
L8677	2.50–2.99	11,000	21
L8678	3.00–3.49	16,000	22
L8679	3.50–3.99	16,000	23

*To determine workload safety factor, divide approximate break strength by 5.



L8671

Closed Mesh, Double Weave, Offset Eye, Heavy Duty, Long

Cat. No.	Cable Dia. Range (inches)	Approx. (lbs.) Break Strength*	Mesh Length (inches)
L8681	0.75–0.99	3,000	21
L8684	1.50–1.99	7,400	26
L8685	2.00–2.49	11,000	27
L8686	2.50–2.99	11,000	30

*To determine workload safety factor, divide approximate break strength by 5

Split Lace, Double Weave, Offset Eye, Heavy Duty, Medium

Cat. No.	Cable Dia. Range (inches)	Approx. (lbs.) Break Strength*	Mesh Length (inches)
L8691	0.75–0.99	3,000	13
L8692	1.00–1.24	4,100	16
L8693	1.25–1.49	4,100	17
L8694	1.50–1.74	5,500	18
L8695	1.75–1.99	7,300	19
L8696	2.00–2.49	7,300	20
L8697	2.50–2.99	7,300	21
L8699	3.50–3.99	11,000	23

*To determine workload safety factor, divide approximate break strength by 5



L8703

Split Lace, Double Weave, Offset Eye, Heavy Duty, Long

Cat. No.	Cable Dia. Range (inches)	Approx. (lbs.) Break Strength*	Mesh Length (inches)
L8703	1.25–1.49	4,100	24
L8705	2.00–2.49	7,300	27
L8706	2.50–2.99	7,300	30
L8707	3.00–3.49	9,200	33

*To determine workload safety factor, divide approximate break strength by 5



L8711

Split Rod, Single Weave, Offset Eye, Heavy Duty, Medium

Cat. No.	Cable Dia. Range (inches)	Approx. (lbs.) Break Strength*	Mesh Length (inches)
L8711	0.50–0.61	1,800	7
L8712	0.62–0.74	1,900	9
L8713	0.75–0.99	3,000	11
L8714	1.00–1.24	4,100	12
L8715	1.25–1.49	5,700	14
L8716	1.50–1.74	5,800	16
L8717	1.75–1.99	7,700	17
L8718	2.00–2.49	9,300	20
L8719	2.50–2.99	11,300	21
L8721	3.00–3.49	15,100	22
L8722	3.50–3.99	15,100	25

*To determine workload safety factor, divide approximate break strength by 5

Strain-Relief Grips

Strain-relief grips are used to connect cords or cable to electrical enclosures and equipment. These grips prevent pullout due to tension and limit the arc of bend at the point of entry; strain is distributed over the length of mesh rather than concentrated at one point or transferred to the internal termination.

Wide-Range Grips

Wide-range grips are recommended for use in the wiring of enclosures, power boxes, machine tools, and power centers. They include an insulated bushing (dust-tight).

Single Weave Galvanized Steel Mesh

Cat. No.	Cable Dia. Range (Inches)	NPT Size (Inches)	Mesh Length @ Nominal Dia. (Inches)	Minimum Distance Between Grips (Inches)
L7501	0.22-0.32	1/2	4	1 1/4
L7502	0.30-0.43	1/2	4 1/2	1 1/4
L7503	0.40-0.54	1/2	5 1/2	1 1/4
L7504	0.52-0.73	3/4	6 1/2	1 1/2
L7505	0.70-0.97	1	8	1 7/8
L7506	0.94-1.25	1 1/4	9	2 3/8
L7507	1.20-1.50	1 1/2	11	2 5/8
L7508	1.40-1.75	2	13	3 1/4
L7509	1.62-2.00	2 1/2	13 1/2	3 5/8
L7511	2.00-2.45	2 1/2	13 1/2	3 5/8



L7504
Galvanized steel mesh

Cord Sealing Grips

Cord sealing grips with mesh are nylon devices used to connect electrical cables to boxes, cabinets, pushbuttons, enclosures, etc. They are liquid-tight devices that are highly resistant to impact and corrosion. Non-metallic cord sealing grips will not support combustion. The ratings are: Wire Mesh Grip-94 HB and Fitting-94V-2.

Cord sealing grip products are suitable for use in wet locations so long as a listed sealing ring is used between the box and the fitting (sealing ring not included).

Nylon Cord Sealing Grips with Mesh, Straight and 90° **

Cat. No. Stainless Steel Mesh		Cat. No. Non-Metallic Mesh		Cable Dia. Range (Inches)	NPT (Form Size)
Straight	90°	Straight	90°		
L7521	—	L7522	L7524	.187-.250	1/2"
—	L7527	—	L7528	.250-.312	1/2"
—	L7532	—	L7533	.312-.375	1/2"
—	L7536	—	—	.375-.437	1/2" (F2)
L7538	L7541	L7539	L7542	.437-.500	1/2"
L7543*	L7544*	—	—	.500-.562	1/2"
L7545*	L7546*	—	—	.562-.625	1/2"
L7601	—	L7602	L7604	.187-.250	3/4"
L7605	—	—	—	.250-.375	3/4"
—	L7612	—	—	.375-.437	3/4"
—	—	—	L7551	.437-.562	3/4"

Continued on next page

*Cable jacket may have to be stripped for clearance.
Note: F2, F3 and F4 are fitting form sizes.
**Cord Sealing Grips with non-metallic mesh are UL Listed and CSA Certified.
Cord Sealing Grips with stainless steel mesh are CSA Certified only



L7521
Straight—SS mesh



L7527
90°—SS mesh

Continued from previous page

Nylon Cord Sealing Grips with Mesh, Straight and 90° UL CSA **

Cat. No. Stainless Steel Mesh Straight	Cat. No. Stainless Steel Mesh 90°	Cat. No. Non-Metallic Mesh Straight	Cat. No. Non-Metallic Mesh 90°	Cable Dia. Range (Inches)	NPT (Form Size)
L7552	L7554	L7553	L7555	.500-.625	3/4" (F3)
L7556	—	—	L7559	.562-.687	3/4"
L7561	L7563	L7562	—	.625-.750	3/4"
L7565*	L7566*	—	—	.687-.812	3/4"
L7567	—	L7568	L7569	.437-.562	1"
—	L7573	—	L7574	.500-.625	1"
—	L7582	—	—	.625-.750	1"
L7584	—	—	L7587	.687-.812	1" (F4)
L7588	—	—	L7592	.750-.875	1"
L7597	—	—	—	.875-1.000	1"

*Cable jacket may have to be stripped for clearance.
Note: F2, F3 and F4 are fitting form sizes.
**Cord Sealing Grips with non-metallic mesh are UL Listed and CSA Certified.
Cord Sealing Grips with stainless steel mesh are CSA Certified only



L7553
Straight—nylon mesh

Nylon Cord-Sealing Fittings, Straight Body

Form 0

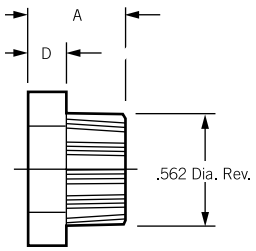

Form 1-5

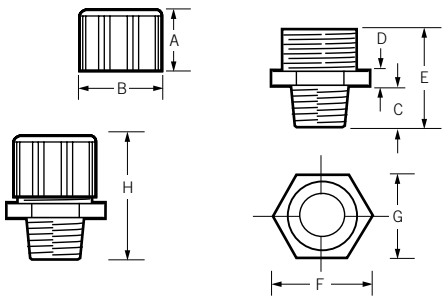

Dimensions for Nylon Cord-Sealing Fittings, Straight Body (units are in inches)

Form	NPT	A	B	C	D	E	Ff	G	H (Ref.)
0	1/4"	.500	.778	.370	.187	.921	.778	.687	1.25
1	3/8"	1.000	1.150	.500	.250	1.250	1.115	1.000	1.85
2	1/2"	1.000	1.300	.500	.300	1.450	1.250	1.100	2.00
3	3/4"	1.000	1.500	.550	.375	1.700	1.578	1.375	2.00
4	1"	1.000	1.850	.687	.375	1.800	1.900	1.650	2.12

Cord Sealing Grips

Nylon Cord-Sealing Fittings, 90° Body

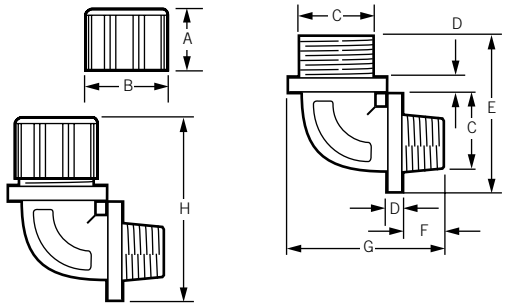

Dimensions for Nylon Cord-Sealing Fittings, 90° Body (units are in inches)

Form	NPT	A	B	C	D	E	Ff	G	H (Ref.)
1	3/8"	1.000	1.150	1.100	.187	1.812	.450	1.687	2.35
2	1/2"	1.000	1.300	1.165	.187	1.900	.578	1.820	2.40
3	3/4"	1.000	1.500	1.600	.187	2.421	.593	2.218	2.75
4	1"	1.000	1.850	1.850	.187	2.656	.800	2.700	3.00
5	1 1/4"	1.000	2.050	1.965	.187	2.859	.750	2.812	3.25

Deluxe Cord Grips

Deluxe cord grips are woven of stainless steel mesh with an anodized aluminum body for corrosion resistance. They are offered in single/double weave construction to help absorb direct pulling, resist flexing and binding, and eliminate strain. Aluminum fittings are offered in a variety of NPT thread sizes. They are recommended for indoor or outdoor use where moisture may be present in the wiring of pendant stations, processing equipment, hand tools, and extension cord sets. They are UL Listed and CSA Certified. Deluxe cord grips are suitable for use in hazardous locations per Class I, Div. 2; Class II, Div. 1 and 2; and Class III, Div. 1 and 2. They are also suitable for use in wet locations as long as a listed sealing ring is used between the box and the fitting (sealing ring not included).

Single/Double Weave

Cat. No. Straight Male	Cat. No. 90° Male	Cat. No. 45° Male	Cat. No. Straight Female	Cable. Dia. Range (Inches)	NPT Size
L7701	—	—	—	.187-.250	3/8"
L7702	—	—	—	.250-.312	3/8"
L7703	—	—	L7822	.312-.375	3/8"
L7704	—	—	—	.375-.437	3/8"
L7705	L7761	—	—	.187-.250	1/2"
L7706	—	L7802	—	.250-.375	1/2"
L7707	L7763	L7803	L7826	.375-.500	1/2"
L7708	L7764	L7804	L7827	.500-.625	1/2"
L7709	—	—	—	.625-.750	1/2"

Continued on next page



L7701
Straight—Male



L7761
90°—Male

Continued from previous page

Single/Double Weave

Cat. No. Straight Male	Cat. No. 90° Male	Cat. No. 45° Male	Cat. No. Straight Female	Cable. Dia. Range (Inches)	NPT Size
L7711	L7765	L7805	—	.250–.375	3/4"
L7712	—	L7806	—	.375–.500	3/4"
L7700	L7767	L7807	L7831	.500–.625	3/4"
L7713	L7768	L7808	—	.625–.750	1"
L7714	—	—	—	.750–.875	1"
L7715	L7769	—	—	.437–.562	1"
L7716	—	—	L7833	.562–.687	1"
L7717	L7772	—	L7834	.625–.750	1"
L7718	—	—	—	.750–.875	1"
L7719	—	—	L7836	.875–1.000	1"
L7721	—	—	—	1.000–1.125	1"
L7722	—	—	—	1.125–1.250	1"
L7723	—	—	—	.750–.875	1 1/4"
L7724	—	—	—	.875–1.000	1 1/4"
L7725	—	—	—	1.000–1.125	1 1/4"
L7726	L7778	—	—	1.125–1.250	1 1/4"
L7727	—	—	—	1.250–1.375	1 1/4"
L7728	—	—	—	.750–.875	1 1/2"
L7729	L7782	—	—	.875–1.000	1 1/2"
L7731	—	—	—	1.000–1.125	1 1/2"
L7732	L7784	—	—	1.125–1.250	1 1/2"
L7733	L7785	—	—	1.250–1.375	1 1/2"
L8011	—	—	—	1.312–1.437	1 1/2"
L7770	—	—	—	1.437–1.562	1 1/2"
L7750	—	—	—	1.562–1.687	1 1/2"
L7760	—	—	—	1.687–1.812	1 1/2"
L7734	—	—	—	1.250–1.375	2"
L7736	—	—	—	1.500–1.625	2"
L7737	L7789	—	—	1.625–1.750	2"
—	L7791	—	—	1.750–1.875	2"
L7730	—	—	—	2.187–2.312	2"
L7739	—	—	—	1.75–1.875	2 1/2"
L7742	—	—	—	1.937–2.062	2 1/2"
L7743	—	—	—	2.062–2.187	2 1/2"
L7744	—	—	—	2.187–2.312	2 1/2"
L7745	—	—	—	1.688–1.812	3"
L7746	—	—	—	1.812–1.937	3"
L7747	—	—	—	1.937–2.062	3"
L7748	—	—	—	2.062–2.187	3"
L7751	—	—	—	2.312–2.437	3"
L7752	—	—	—	2.437–2.625	3"
L7754	—	—	—	2.812–3.000	3"
L7755	—	—	—	3.000–3.250	3"



L7802
45°—Male

STRAIN-RELIEF GRIPS | Liquid-Tight Grips | Connection Wire Mesh Grips

Liquid-Tight Grips

Liquid-tight grips are woven stainless steel mesh with an anodized aluminum body for corrosion resistance. They are used to connect liquid-tight flexible metal conduit to electrical enclosures to prevent conduit pullout. Each fitting is supplied with an insulated throat to ensure conductor insulation and protect against damage caused by flexing, heat expansion and contraction. Liquid-tight grips are recommended in the wiring of motors and any electrical enclosure where liquid-tight conduit is subject to motion or strain. UL Listed and CSA Certified.

Liquid-Tight Grips for Metallic Conduit

Cat. No. Straight Male	Cat. No. 90° Male	Cat. No. 45° Male	Cat. No. Straight Female	Fitting Size (Inches)	Mesh Length (Inches)
—	—	L7931	L7951	3/8	2 5/8
L7902	L7916	L7932	—	1/2	3 7/8
L7903	L7917	—	L7953	3/4	4 3/8
L7904	L7918	—	L7954	1	5 1/4
L7905	L7919	—	—	1 1/4	5 5/8
L7906	L7921	—	—	1 1/2	5 3/4
L7907	L7922	—	—	2	7 1/2
L7908	—	—	—	2 1/2	9 5/8
L7911	L7924	—	—	3	10 5/8
L7912	—	—	—	4	12



L7902
Straight—Male



L7922
90°—Male



L7951
Straight—Female

Liquid Tight Grips for Non-Metallic Type "A" Flexible Conduit

Cat. No. Straight Male	Cat. No. 90° Male	Fitting Size (Inches)	Mesh Length (Inches)
L7962	L7990	1/2	10
—	L7967	3/4	10 1/2
—	L7968	1	12
L7965	L7969	1 1/4	17
—	L7971	1 1/2	21 1/2
L7970	L7972	2	24



L7990
90°—Male



L7965
Straight—Male

Connection Wire Mesh Grips

Connection wire mesh grips provide additional strain-relief for plugs and connectors used on portable equipment in commercial and institutional applications, and industrial plant and construction site areas which incur abnormally high abuse. Grips are made of galvanized steel.

Connection Wire Mesh Grips

Cat No.	Cable Dia. Range (Inches)	Eye Dimensions (A) (Inches)	Mesh Length (M) (inches)
L8001	.30-.43	1 11/16	4 3/4
L8002	.40-.56	1 11/16	6
L8003	.52-.73	1 11/16	7
L8004	.70-.85	1 15/16	8 1/2
L8005	.82-1.00	1 15/16	8 1/2
L8006	.94-1.25	1 15/16	10 1/2



L8003

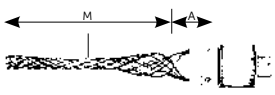

Dimensions for Liquid Tight Grips

Cat. Nos. L7901, L7902, L7903, L7904, L7905, L7906, L7907, L7908, L7911, L7912

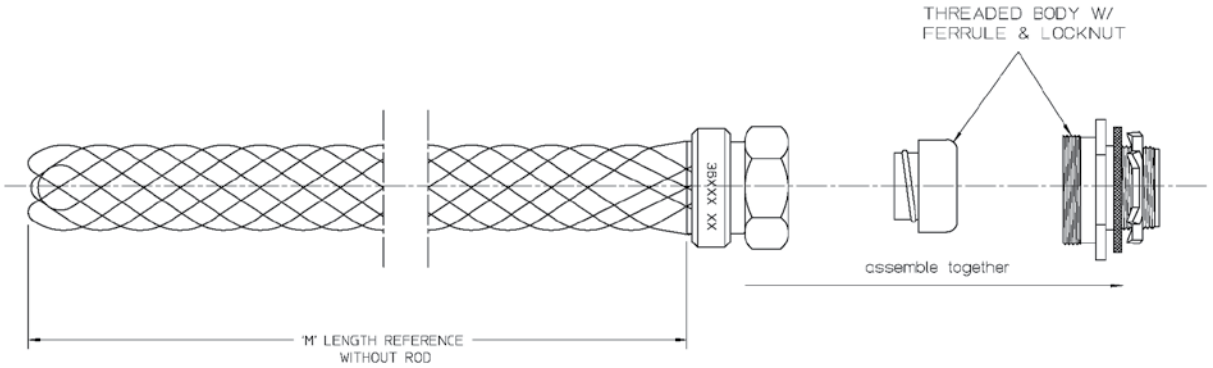

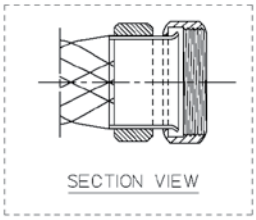

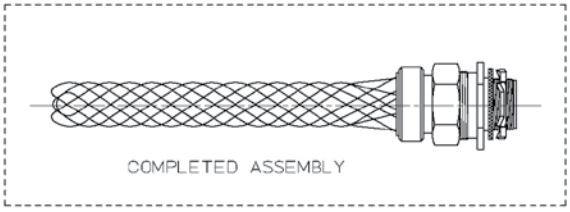

Cat. Nos. L7915, L7916, L7917, L7918, L7919, L7921, L7922, L7923, L7924

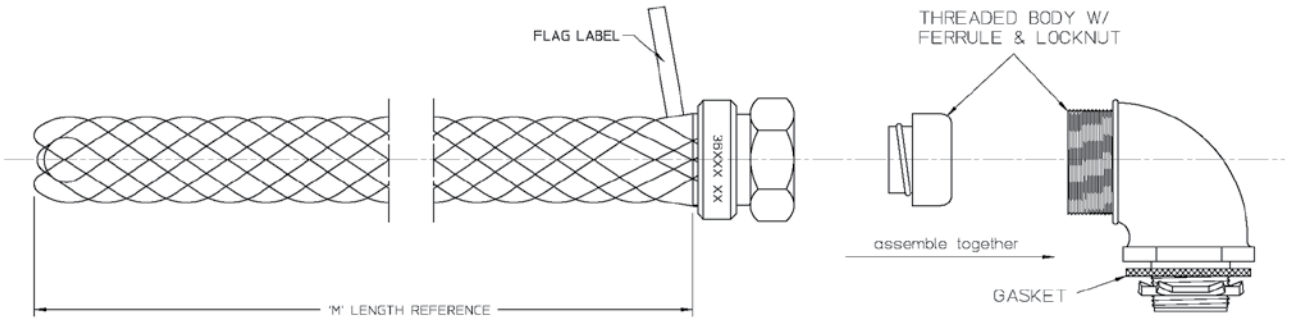

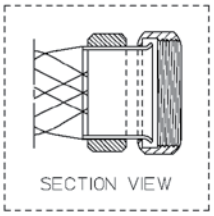

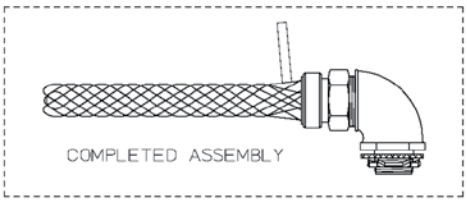

Continued on next page

STRAIN-RELIEF GRIPS | Liquid-Tight Grip Dimensions

Continued from previous page

Dimensions for Liquid Tight Grips

Cat. Nos. L7931, L7932, L7933, L7934, L7935, L7936, L7937, L7938, L7938, L7939, L7941

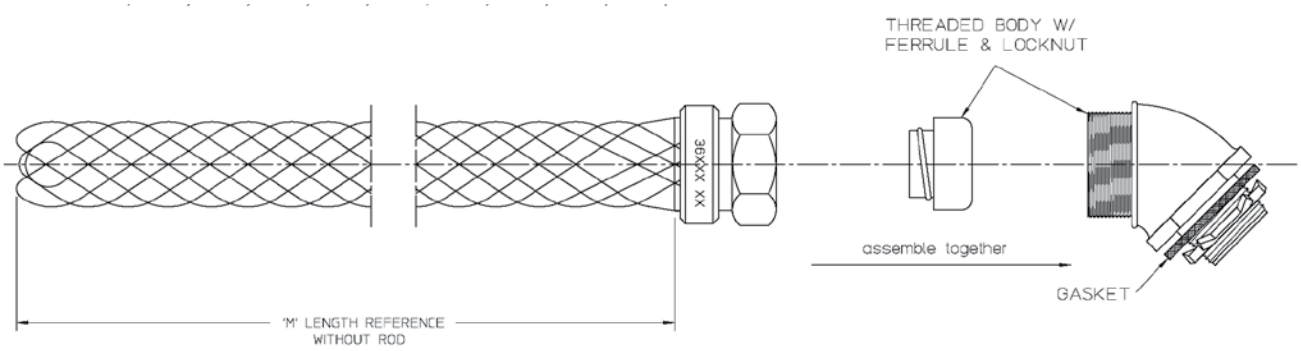

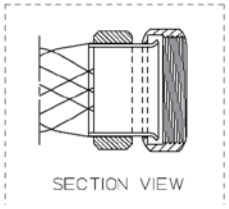

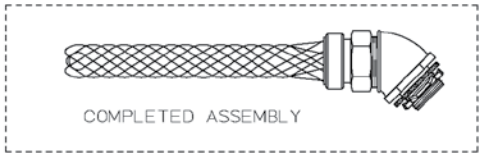

Cat. Nos. L7951, L7952, L7953, L7954

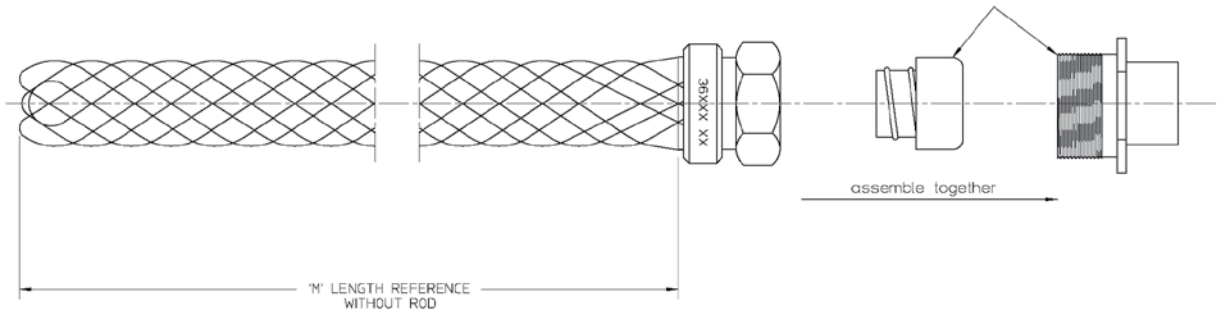

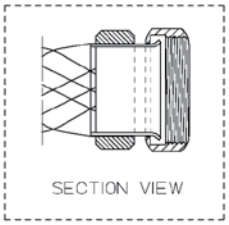

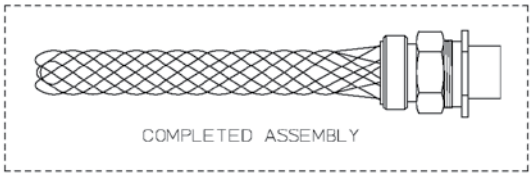

Support Grips

Support grips are designed to hold the weight of cable on vertical or sloping runs. They may be used indoors or outdoors to support electrical and fiber optic cable, metal rods and tubing. Leviton support grips are woven with tinned bronze wire. For applications requiring a greater degree of corrosion resistance, stainless steel wire is available on special order.



Single "U" Eye

Single "U" Eye

For use when cable is vertical and for applications where cable bends or where a single attachment is more advantageous for positioning.

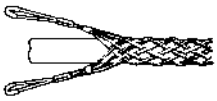

Double "U" Eye

Double "U" Eye

For use when cable is vertical and extends through the grip without bending. Eyes may be fastened to open hooks, but should not be more than 15° from the axis of vertical cable. When eyes are supported equally, this attachment offers a fully balanced load.



Offset Eye

Offset Eye

Similar to single eye applications, but for use when offset positioning is required.



Locking (Universal) Bale

Locking (Universal) Bale

Adjustable and self-locking, this attachment fits around a beam, pipe or other continuous structural object. The bale wraps around the object and is securely anchored in the bar.

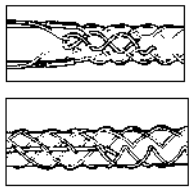

Split Lace

Split Lace

Beginning at the lead end of the grip, thread the lacing through the first two loops of the split, pulling the lace through until the ends are centered evenly. Cross laces and thread through the next two loops, and so on down the grip, being careful not to pull the lacing too tight. The spacing of the lace closure should be approximately the same as that of the mesh weave. When the end of grip is reached, twist the lacing strands tightly together; wrap the ends of the lace around the grip, and twist again to secure. Excess length may be cut off.

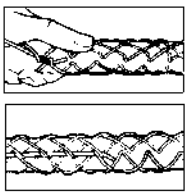

Split Rod

Split Rod

Split grips with rod closing install quickly and they are economical and reusable. Simply wrap the grip around the cable and thread the rod through the loops, using a corkscrew motion. To remove, pull the rod out and the grip is ready for re-use.

LEVITON

SUPPORT GRIPS | Standard Closed Mesh

Support Grips — Standard Closed Mesh

Standard closed mesh support grips are designed for loads up to 500 lbs. and vertical runs of no more than 100 feet. Heavy-duty closed mesh support grips are designed for loads in excess of 500 lbs. They are available in a variety of eye styles and cable ranges for supporting electrical cable, metal rods and tubing. Closed mesh support grips are used when the end of the cable is accessible. Mesh is made of tinned bronze material.

Single Eye, Single Weave

Cat. No.	Cable Dia. Range (Inches)	Approx. (lbs.) Break Strength*	Length (Inches) Bale (Dim. A)	Length (Inches) Mesh (Dim. M)
L9501	0.50-0.61	770	7	11
L9502	0.62-0.74	960	8	11
L9503	0.75-0.99	1,300	8	14
L9504	1.00-1.24	1,680	9	15
L9505	1.25-1.49	1,680	10	16
L9506	1.50-1.74	1,680	12	18
L9507	1.75-1.99	2,640	14	20
L9508	2.00-2.49	3,760	16	22
L9509	2.50-2.99	3,760	18	24
L9511	3.00-3.49	5,040	21	26
L9512	3.50-3.99	5,040	24	28

*To determine workload safety factor, divide approximate break strength by 10

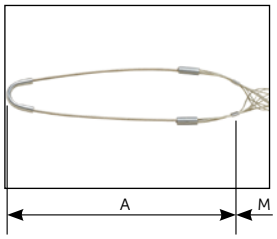

L9502
Single Eye

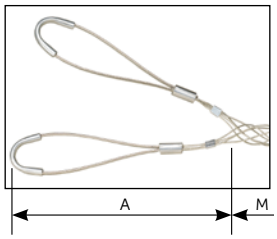

L9515
Double Eye

Double Eye, Single Weave

Cat. No.	Cable Dia. Range (Inches)	Approx. (lbs.) Break Strength*	Length (Inches) Bale (Dim. A)	Length (Inches) Mesh (Dim. M)
L9515	0.50-0.61	770	4	10
L9516	0.62-0.74	1,150	4	10
L9517	0.75-0.99	1,320	4	12
L9518	1.00-1.24	1,920	5	15
L9519	1.25-1.49	1,920	5	14.25
L9521	1.50-1.74	1,920	6	18
L9523	1.75-1.99	3,360	6	18
L9524	2.00-2.49	3,360	6	19
L9525	2.50-2.99	3,360	6	22
L9526	3.00-3.49	5,280	8	26.75

*To determine workload safety factor, divide approximate break strength by 10

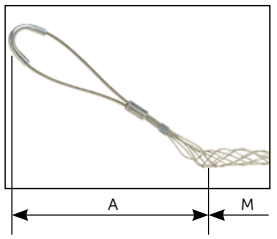

L9531
Offset Eye

Offset Eye, Single Weave

Cat. No.	Cable Dia. Range (Inches)	Approx. (lbs.) Break Strength*	Length (Inches) Bale (Dim. A)	Length (Inches) Mesh (Dim. M)
L9531	0.50-0.61	770	4	11
L9532	0.62-0.74	960	4	11
L9533	0.75-0.99	960	4	14
L9534	1.00-1.24	1,680	5	15
L9535	1.25-1.49	1,680	5	14.25
L9536	1.50-1.74	1,680	5	18

*To determine workload safety factor, divide approximate break strength by 10

Continued on next page

Continued from previous page

Offset Eye, Single Weave

Cat. No.	Cable Dia. Range (Inches)	Approx. (lbs.) Break Strength*	Length (Inches) Bale (Dim. A)	Length (Inches) Mesh (Dim. M)
L9537	1.75–1.99	2,640	6	20
L9538	2.00–2.49	3,760	6	21
L9539	2.50–2.99	3,760	8	24
L9542	3.50–3.99	5,040	9	28

Note: Support grips are also available in stainless steel—contact your Leviton Representative.
*To determine workload safety factor, divide approximate break strength by 10

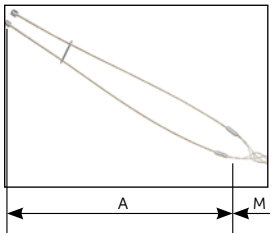

L9551
Locking Bale

Locking Bale, Single Weave

Cat. No.	Cable Dia. Range (Inches)	Approx. (lbs.) Break Strength*	Length (Inches) Bale (Dim. A)	Length (Inches) Mesh (Dim. M)
L9551	0.50–0.61	770	11	10
L9552	0.62–0.74	1,150	11	10
L9553	0.75–0.99	1,320	14	12
L9554	1.00–1.24	1,920	15	15
L9555	1.25–1.49	1,920	16	14.25
L9556	1.50–1.74	1,920	18	18
L9558	2.00–2.49	3,360	21	19
L9559	2.50–2.99	3,360	24	22

*To determine workload safety factor, divide approximate break strength by 10

Support Grips — Heavy Duty, Double Weave, Closed Mesh

Heavy duty support grips handle continuous loads of over 500 lbs. in vertical runs greater than 100 ft. for cable diameters from 3/4" to 4 1/2".

Single Eye, Heavy Long

Cat. No.	Cable Dia. Range (Inches)	Approx. (lbs.) Break Strength*	Length (Inches) Bale (Dim. A)	Length (Inches) Mesh (Dim. M)
L9701	0.75–0.99	2,700	10	26
L9702	1.00–1.24	4,720	10	31.50
L9703	1.25–1.49	4,720	10	31
L9704	1.50–1.99	4,720	10	35

Double Eye, Heavy Long

Cat. No.	Cable Dia. Range (Inches)	Approx. (lbs.) Break Strength*	Length (Inches) Bale (Dim. A)	Length (Inches) Mesh (Dim. M)
L9711	0.75–0.99	2,700	10	26
L9712	1.00–1.25	4,720	10	29
L9713	1.25–1.49	4,720	10	31
L9714	1.50–1.99	4,720	10	35
L9715	2.00–2.49	10,080	10	37
L9716	2.50–2.99	10,080	10	39
L9717	3.00–3.49	10,080	10	41
L9718	3.50–3.99	13,120	10	45
L9719	4.00–4.49	13,120	10	47

*To determine workload safety factor, divide approximate break strength by 10

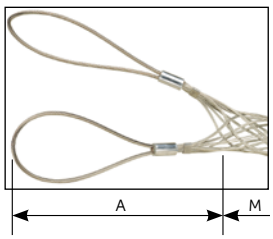

L9715
Double Eye

LEVITON

SUPPORT GRIPS | Split Lace, Single Weave

Support Grips — Standard Split Lace, Single Weave

Split lace support grips are designed for loads up to 500 lbs. and vertical runs of no more than 100 feet. They are available in a variety of eye styles and cable ranges for supporting electrical cable, metal rods and tubing. Split lace grips are utilized when the end of the cable cannot be feasibly accessed and the support grip is intended for permanent installation. Mesh is made of tinned bronze material.

Single Eye

Cat. No.	Cable Dia. Range (Inches)	Approx. (lbs.) Break Strength*	Length (Inches) Bale (Dim. A)	Length (Inches) Mesh (Dim. M)
L9571	0.50-0.61	770	8	11
L9572	0.62-0.74	960	8	11
L9573	0.75-0.99	1,320	8	14
L9574	1.00-1.24	1,680	9	15
L9575	1.25-1.49	1,680	10	16
L9576	1.50-1.74	1,680	12	18
L9577	1.75-1.99	2,640	14	20
L9578	2.00-2.49	3,760	16	22
L9579	2.50-2.99	3,760	18	24
L9581	3.00-3.49	5,040	20	26
L9582	3.50-3.99	5,040	22	28

*To determine workload safety factor, divide approximate break strength by 10

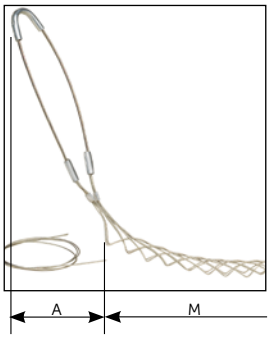

L9571
Single Eye

Double Eye

Cat. No.	Cable Dia. Range (Inches)	Approx. (lbs.) Break Strength*	Length (Inches) Bale (Dim. A)	Length (Inches) Mesh (Dim. M)
L9585	0.50-0.61	770	4	11
L9586	0.62-0.74	1,150	4	11
L9587	0.75-0.99	1,320	4	14
L9588	1.00-1.24	1,920	5	15
L9589	1.25-1.49	1,920	5	16
L9591	1.50-1.74	1,920	5	18
L9592	1.75-1.99	3,150	6	20
L9593	2.00-2.49	3,360	6	22
L9595	3.00-3.49	5,280	8	26
L9596	3.50-3.99	5,280	8	28

*To determine workload safety factor, divide approximate break strength by 10

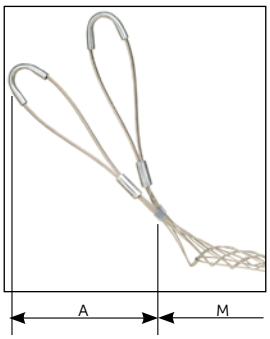

L9585
Double Eye

Offset Eye

Cat. No.	Cable Dia. Range (Inches)	Approx. (lbs.) Break Strength*	Length (Inches) Bale (Dim. A)	Length (Inches) Mesh (Dim. M)
L9601	0.50-0.61	770	4	11
L9602	0.62-0.74	960	4	10.50
L9603	0.75-0.99	960	4	14
L9604	1.00-1.24	1,680	5	15
L9605	1.25-1.49	1,680	5	14.25
L9606	1.50-1.74	1,680	5	18
L9608	2.00-2.49	3,760	8	22
L9609	2.50-2.99	3,760	8	24
L9612	3.50-3.99	5,040	9	28

Note: Support grips are also available in stainless steel — contact your Leviton Representative.
*To determine workload safety factor, divide approximate break strength by 10

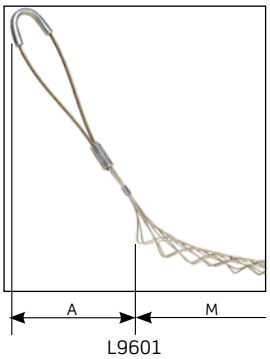

L9601
Offset Eye

Locking Bale				
Cat. No.	Cable Dia. Range (Inches)	Approx. (lbs.) Break Strength*	Length (Inches) Bale (Dim. A)	Length (Inches) Mesh (Dim. M)
L9621	0.50-0.61	770	18	11
L9622	0.62-0.74	1,150	18	11
L9623	0.75-0.99	1,320	18	14
L9624	1.00-1.24	1,920	18	15
L9625	1.25-1.49	1,920	18	16

*To determine workload safety factor, divide approximate break strength by 10

Support Grips — Heavy Duty Split Lace, Double Weave

Split lace support grips are designed for loads up to 500 lbs. and vertical runs of no more than 100 feet. They are available in a variety of eye styles and cable ranges for supporting electrical cable, metal rods and tubing. Split lace grips are utilized when the end of the cable cannot be feasibly accessed and the support grip is intended for permanent installation. Mesh is made of tinned bronze material.

Single Eye, Heavy, Long				
Cat. No.	Cable Dia. Range (Inches)	Approx. (lbs.) Break Strength*	Length (Inches) Bale (Dim. A)	Length (Inches) Mesh (Dim. M)
L9722	0.75-0.99	2,700	10	26
L9723	1.00-1.24	4,720	10	29
L9724	1.25-1.49	4,720	10	31
L9725	1.50-1.99	4,720	10	35

*To determine workload safety factor, divide approximate break strength by 10

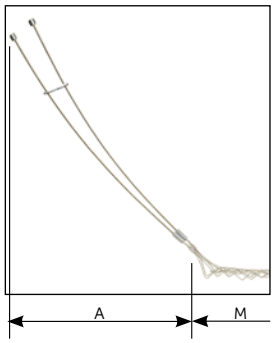

L9621
Locking Bale

Double Eye, Heavy, Long				
Cat. No.	Cable Dia. Range (Inches)	Approx. (lbs.) Break Strength*	Length (Inches) Bale (Dim. A)	Length (Inches) Mesh (Dim. M)
L9731	0.75-0.99	2,700	10	26
L9732	1.00-1.24	4,720	10	29
L9733	1.25-1.49	4,720	10	31
L9734	1.50-1.99	4,720	10	35
L9735	2.00-2.49	10,080	10	37
L9736	2.50-2.99	10,080	10	39
L9737	3.00-3.49	10,080	10	41
L9738	3.50-3.99	13,120	10	45
L9739	4.00-4.49	13,120	10	47

*To determine workload safety factor, divide approximate break strength by 10

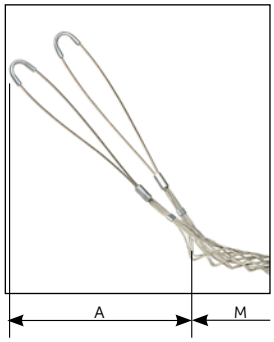

L9731
Double Eye

LEVITON

SUPPORT GRIPS | Standard Split Rod, Single Weave

Support Grips — Standard Split Rod, Single Weave

Split rod support grips are designed for loads up to 500 lbs. and vertical runs of no more than 100 feet. They are available in a variety of eye styles and cable ranges for supporting electrical cable, metal rods and tubing. Split rod support grips are utilized when the end of the cable cannot be feasibly accessed and the installation is temporary.

Single Eye

Cat. No.	Cable Dia. Range (Inches)	Approx. (lbs.) Break Strength*	Length (Inches) Bale (Dim. A)	Length (Inches) Mesh (Dim. M)
L9631	0.50-0.61	770	7	9
L9632	0.62-0.74	960	8	10
L9633	0.75-0.99	1,320	8	11
L9634	1.00-1.24	1,680	9	15
L9635	1.25-1.49	1,680	10	13.5
L9636	1.50-1.74	1,680	12	16
L9637	1.75-1.99	2,640	14	20
L9638	2.00-2.49	3,760	16	20
L9639	2.50-2.99	3,760	18	25
L9641	3.00-3.49	6,560	21	24
L9642	3.50-3.99	6,560	24	26

*To determine workload safety factor, divide approximate break strength by 10

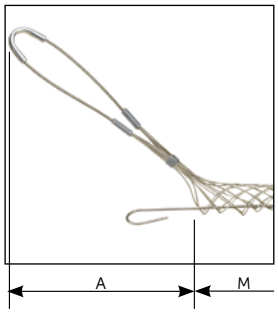

L9632
Single Eye

Double Eye

Cat. No.	Cable Dia. Range (Inches)	Approx. (lbs.) Break Strength*	Length (Inches) Bale (Dim. A)	Length (Inches) Mesh (Dim. M)
L9651	0.50-0.61	770	4	9
L9652	0.62-0.74	1,150	4	9
L9653	0.75-0.99	1,320	4	11
L9654	1.00-1.24	1,920	5	13
L9655	1.25-1.49	1,920	5	15
L9656	1.50-1.74	1,920	5	16
L9657	1.75-1.99	3,150	6	17
L9658	2.00-2.49	3,360	6	20
L9659	2.50-2.99	3,360	6	22
L9661	3.00-3.49	7,520	8	24
L9662	3.50-3.99	7,520	8	26

*To determine workload safety factor, divide approximate break strength by 10

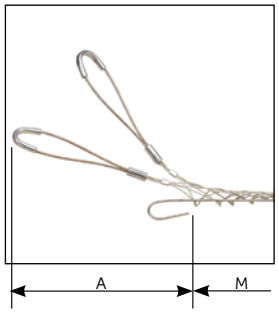

L9651
Double Eye

Offset Eye

Cat. No.	Cable Dia. Range (Inches)	Approx. (lbs.) Break Strength*	Length (Inches) Bale (Dim. A)	Length (Inches) Mesh (Dim. M)
L9671	0.50-0.61	770	4	9
L9672	0.62-0.74	960	4	9
L9673	0.75-0.99	960	4	11
L9674	1.00-1.24	1,680	5	13
L9675	1.25-1.49	1,680	5	15
L9676	1.50-1.74	1,680	5	16
L9677	1.75-1.99	2,640	6	17
L9678	2.00-2.49	3,760	6	20
L9679	2.50-2.99	3,760	6	22
L9681	3.00-3.49	5,040	8	24
L9682	3.50-3.99	5,040	8	26

*To determine workload safety factor, divide approximate break strength by 10

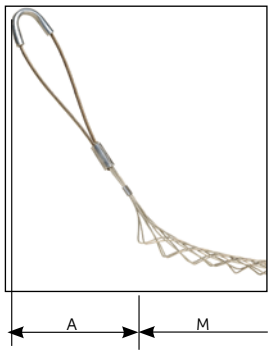

L9671
Offset Eye

Locking Bale				
Cat. No.	Cable Dia. Range (Inches)	Approx. (lbs.) Break Strength*	Length (Inches) Bale (Dim. A)	Length (Inches) Mesh (Dim. M)
L9688	0.50-0.61	770	10	9
L9689	0.62-0.74	1,150	10	9
L9691	0.75-0.99	1,320	10	11
L9692	1.00-1.24	1,920	14	13
L9693	1.25-1.49	1,920	14	15
L9694	1.50-1.74	1,920	14	16
L9695	1.75-1.99	3,150	14	17
L9696	2.00-2.49	3,360	18	20
L9698	3.00-3.49	7,520	18	24

*To determine workload safety factor, divide approximate break strength by 10

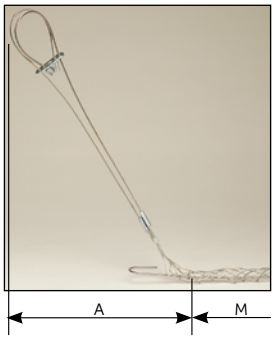

L9689
Locking Bale

Support Grips — Bus-Drop

Bus-drop grips are used as cable support. They relieve any direct tension from the critical connection and absorb vibration and flexing. Bus-drop grips are woven of galvanized steel wire. They are offered with either locking bale or single eye attachments.

Locking Bale and Single Eye			
Cat. No. Single "U" Eye	Cat. No. Locking Bale	Cable Dia. Range (Inches)	Approx. (lbs.) Break Strength*
L7981	—	.220-.320	1,100
L7982	—	.300-.430	1,100
L7983	L7992	.410-.560	1,100
L7984	L7993	.530-.730	1,100
L7985	L7994	.700-.850	1,900
L7986	L7995	.820-1.00	1,900
L7987	—	.960-1.25	1,900

*To determine workload safety factor, divide approximate break strength by 1



L7984
Single "U" Eye



L7992
Locking Bale

Support Grips — Bus-Drop Accessories

Safety springs are used with bus-drop grips to relieve sudden strains on the cable system. To use with single eye-type grips, disassemble drawbar from coil, place through the eye, and replace the drawbar.

Safety Springs		
Description	Cat. No.	Length (Inches)
Zinc Plated, Max. Load 40 Lbs.	L7997	7.50
Zinc Plated, Max. Load 80 Lbs.	L7998	8.50



L7998
Safety Spring

LEVITON

SUPPORT GRIPS | Fiber Optic, Single Weave

Support Grips — Fiber Optic Grips, Single Weave

All Leviton fiber optic support grips are designed to wrap securely around fiber optic cable without damaging it. They are designed to reduce stress on cable in vertical, sloping, or horizontal positions. Single-eye or locking-bale style grips afford lasting support for a wide variety of applications where fiber optic cable is used.

Single Eye, Closed Mesh

Cat. No.	Cable Dia. Range (Inches)	Approx. (lbs.) Break Strength*	Length (Inches) Bale (Dim. A)	Length (Inches) Mesh (Dim. M)
L8807	.18-.25	300	3	1.7
L8808	.23-.32	300	3	2.5
L8809	.30-.39	300	4	2.5
L8811	.37-.48	300	5	4.0
L8812	.46-.58	400	6	4.0
L8813	.56-.71	600	7	5.5
L8814	.69-.88	800	8	6.0

*To determine workload safety factor, divide approximate break strength by 10

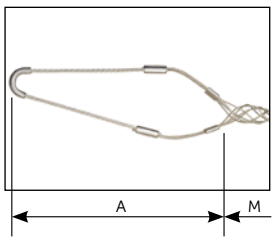

L8807
Single Eye—closed mesh

Single Eye, Split Rod

Cat. No.	Cable Dia. Range (Inches)	Approx. (lbs.) Break Strength*	Length (Inches) Bale (Dim. A)	Length (Inches) Mesh (Dim. M)
L8815	.18-.25	300	3	2.5
L8816	.23-.32	300	3	2.5
L8817	.30-.39	300	4	2.5
L8818	.37-.48	300	5	4.0
L8819	.46-.58	400	6	5.0
L8821	.56-.71	600	7	5.0
L8822	.69-.88	800	8	6.0

*To determine workload safety factor, divide approximate break strength by 10

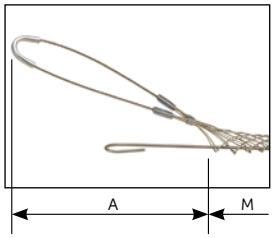

L8821
Single Eye—split rod

Locking Bale, Closed Mesh

Cat. No.	Cable Dia. Range (Inches)	Approx. (lbs.) Break Strength*	Length (Inches) Bale (Dim. A)	Length (Inches) Mesh (Dim. M)
L8823	.18-.25	300	9	1.7
L8824	.23-.36	300	9	2.5
L8825	.30-.39	300	9	2.5
L8826	.37-.48	300	10	4.0
L8827	.46-.58	400	10	4.0
L8828	.56-.71	600	10	5.5
L8829	.69-.88	800	10	6.0

*To determine workload safety factor, divide approximate break strength by 10

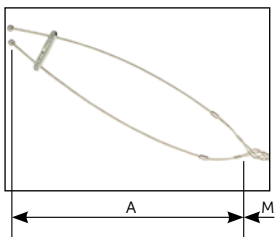

L8823
Locking Bale

Electrical Accessories

V

Taps and Adapters V-2
Night/Guide Lights V-4
Utility Lights and Battery-Operated Lights V-5
Other Accessories V-6



LEVITON

ELECTRICAL ACCESSORIES

Electrical Accessories

Leviton electrical accessories for the home include taps and adapters, night lights and battery operated lighting. Every item is subject to Leviton's strict in-house quality control and must meet or exceed applicable industry standards.

Electrical Accessories Family



Taps and Adapters

Features and Benefits

- Plug-in switch provides ON/OFF switching at outlet location
- Plug-in outlet adapters provide convenient expansion of outlet capacity
- Lampholder outlet adapters convert lampholders into lampholders with outlets

Switch Taps

2-Pole, 2-Wire UL CSA

1-15R Polarized

Description	Rating	Cat. No.	Color
Plug-In Switch Tap, non-grounded	13A-125V	1469	W, I



1469-W

Plug-In Outlet Adapters

2-Pole, 2-Wire Non-Grounded

1-15R Polarized

Description	Rating	Cat. No.	Color
Single-to-Triple, 3 round or flat plugs accepted	15A-125V	63	W
Single-to-Triple Right Angle, 3 round or flat plugs accepted	15A-125V	65	W, I
Single-to-Triple Swivel, 3 flat plugs accepted	15A-125V	69	W, I
Triple Cube Adapter, vinyl, 3 round or flat plugs accepted	15A-125V	531	W, I
Duplex outlet to 6 outlets, 6 round or flat plugs accepted	15A-125V	49687	W, I


69-W

2-Pole, 3-Wire Grounded

5-15R

Description	Rating	Cat. No.	Color
Triple Cube Adapter, 3 round or flat plugs accepted	15A-125V	692	W, I, E
3-Wire, Single-to-Triple, 3 straight plugs accepted	15A-125V	694	O, G
3-Wire, Duplex-to-Six, 6 small or 4 large plugs accepted	15A-125V	6ADPT	W, I
3-Wire, Single-to-Triple, 3 straight or angle plugs accepted	15A-125V	697	W, I
3-Wire, Single-to-Triple, vinyl, 3 straight or angle plugs accepted	15A-125V	699	O


694

2-Pole, 2-Wire to 2-Pole 3-Wire Grounding

Description	Rating	Cat. No.	Color
2-Wire to 3, 1 straight or 1 angle plug accepted*	15A-125V	274	GY
2-Wire to 3, 3 straight plugs accepted*	15A-125V	698	W, I


698-W

*Note: Leviton Cat. No. 274 and Cat. No. 698 adapters use the outlet wallplate screws for grounding

Continued on next page

Color Choices

Taps and adapters are offered in a wide range of colors. To order colors, add suffix to Cat. No.

White (-W) | Ivory (-I) | Black (-E) | Gray (-G/-GY) | Orange (-O) | Green (-G)

Continued from previous page

Medium Base Lampholder Outlet Adapters

2-Pole, 2-Wire



Description	Rating	Cat. No.	Color
Outlet-to-Lampholder	660W-125V	61	W, I
Lampholder-to-Outlet	660W-125V	125	W, I
Single Lampholder-to-Twin Lampholder	660W-125V	128	W, I
Keyless Lampholder and 2 Outlets	660W-125V	1403	W, I, E
Pull Chain Lampholder and 2 Outlets (pull chain controls lamp socket ONLY). Outlet continuously live	660W-125V Max. Total	1406	W, I, E


1403-W

Night and Guide Lights

Leviton night lights and guide lights provide just the right amount of light at the right time, in styles to please any homeowner. The night light line offers a choice of standard and automatic ON/OFF lights.

ENERGY SMART LIVING

Features and Benefits

Automatic Night Lights
- Turns ON automatically at dusk and OFF automatically at dawn or by sound, depending on model

Guide Lights
- Energy-efficient with soft, comforting light
- Compact neon model keeps second outlet free
- No bulb to replace in LED models

Night and Guide Lights

Description	Rating	Cat. No.	Color
Automatic Light Directing LED Night Light Removable shade slides up and down to direct light, bright white LED	.25W-120V	48585	W
Automatic Rotating Spotlight Incandescent Automatic ON/OFF with 360°, rotating head directs light	2W-120V	49566	W
LED Automatic ON/OFF with 360° rotating spotlight directs light, white LED	.5W-120V	49566-LED	W
LED Automatic Night Light Automatic ON/OFF white LED with sleek styling (LED available in 1, 2 and 4 packs)	.5W-120V	48561	W
LED Automatic Night Light Automatic ON/OFF with light-reflecting, crystal-faceted shade, white or blue LED	.25W-120V	48580	WHT, BLU

Continued on next page


49566-LED


48561

Continued from previous page

Night and Guide Lights

Description	Rating	Cat. No.	Color
Automatic Sound-Activated Night Light Sound-activated with adjustable sensitivity	4W-125V	51012	W
LED Sound-Activated Night Light with adjustable sensitivity	.5W-120V	51012-LED	W
LED Decorative Shade Night Light Consult your Leviton representative for available shade designs and colors	.5W-120V	49563	W
Guide Lights Button-Style Neon Guide Light	.25W-120V	49567	W
LED Guide Light with clear shade with amber or blue LED	.5W-120V	49568	W BLU
Cool Glow Night Light Electro-Luminescent Guide Light (2 pack)	.03W-115V	16509-2PK	W
Outlet Night Light LED Outlet Saver Automatic Night Light, amber LED	.5W-120V	OUTLT-AMB	W
Automatic Night Light with outlet and safety shade	7W-125V	51018	W


49563-ECO


49568

Utility and Battery-Operated Lights

Brighten dark corners and other out of the way places with convenient plug-in or battery-operated fluorescent and LED utility lights. An adhesive mounting strip allows you to put them anywhere, even under cabinets and inside closets.

Features and Benefits

Utility Lights

- Plug-in CCFL utility light lasts 4x longer than standard fluorescent
- Battery operation adds light anywhere extra light is needed, without wiring
- Includes adhesives for easy, anywhere mounting

Fluorescent Utility Lights

Description	Cat. No.	Color
6" Battery-Operated Fluorescent Light Requires 4 AA batteries (not included), bright white LEDs 6V DC jack for use with AC/DC adapter (sold separately)	6511-6	W (Base Only)
CCFL Plug-in Utility Light – 2.5W-120V AC, 60Hz	ØCCFL	W


ØCCFL

LED Battery Operated Lights

Description	Cat. No.	Color
Battery-Operated LED Puck Utility Light with Push ON/OFF – Adhesive back requires 3 AA batteries (included), bright white LEDs	LEDPL	E, L, R


LEDPL

OTHER ACCESSORIES

Other Accessories

Features and Benefits

Outlet Safety Caps
- Insert into unused outlets to serve as a barrier
- Can be easily removed by adults when needed

Other Accessories

Description	Cat. No.	Color
Outlet Caps - 12 Pack	12777	Clear



12777

Index W

Dash numbers, indicating different product colors or other variations, are listed on the same page as the basic catalog numbers shown here, unless otherwise indicated.

Cat. No.	Page
000SL	M-30
00688	Q-33
00689	Q-33
00690	Q-33
00LVS	N-49
00PJ7	R-19
00PJ8	R-19
01081	N-46
05261-0CH	Q-33
05361-0CH	Q-33
0782-RRW	R-38
0A5FF	M-13
0A5FM	M-13
0A5MM	M-13
0CCFL	V-5
0PJ82	R-19
1FC1V	M-31
1FC2V	M-31
1K120	N-64
1K240	N-64
1K277	N-64
1O120	N-64
1O240	N-64
1O277	N-64
2FC1V	M-31
2FC2V	M-31
2K208	N-65
2K480	N-65
2KL	A-13
2L205 to 2L208	N-72
2L405 to 2L408	N-72
2M202 to 2M204	N-72
2M402 to 2M404	N-72
2O208	N-65
2O480	N-65
2X209 to 2X216	N-72
2X409 to 2X416	N-72
3FC1V	M-31
3FC2V	M-31
3KUBM	N-66
3KUMR	N-66
3KUMT	N-67
3OUBM-0x	N-66
3OUBM-xxM	N-67
3OUMR	N-67
3OUMT	N-67
3W101	B-42
3W102	B-42
4FC1V	M-31
4FC2V	M-31
4P38	T-17
4S089	R-11
4W006	R-67
4W254-BAx	R-68
4W254-BC1	R-68
4W254-BCM	R-66
4W254-LPM	R-66
4W256	R-28
5-20R	B-7
5D460	R-22
5EA20	Q-24
5EHOM	Q-20
5F100	Q-12, R-49
5G108	Q-20, R-3
5G110	R-3
5G240	R-33
5G270	R-26
5G34A	R-33
5G34B	R-33
5G460	R-22
5G596-C48	R-24
5G596-Rxx	R-28
5G596-Uxx	R-24
5G597-U48	R-27
5HHOM	Q-12
5L000-KAL	R-46
5L000-L0K	Q-5, Q-7, R-47
5LDCL	R-52
5LDSC	R-52
5LPLC	R-53
5LPST	R-53
5R100	R-46
5R1RU	R-46
5R1UE	R-45
5R1UL-CMT	R-46
5R1UL-F03	R-45
5R1UM	R-44
5R2UL-CMT	R-46
5R2UL-F06	R-45
5R2UM	R-44
5R3UE	R-45
5R3UL	R-45
5R3UM	R-44
5R4UM	R-44
5RCMP	R-46
5RCMR	R-46
5T000	R-50
5W110	R-47
5W120	R-47
5W170	R-47
5W310	R-47
5W320	R-47
5W370	R-47
5W597	R-28
5W710	R-47
5W720	R-47
5W770	R-47
6	K-11
6-20R	B-7
6A10G	R-2
6A586	R-24
6A587	R-27
6AD-PT	V-3
6AS10	R-21, R-22
6D460	R-22
6H460	R-22
6L205 to 6L208	N-71
6L305 to 6L308	N-71
6M202 to 6M204	N-71
6M302 to 6M304	N-71
6P201	N-70
6PSMT	N-70
6W201	N-70
6W587	R-28
6X209 to 6X219	N-71
6X309 to 6X319	N-71
7-15R	B-7
7-2052	M-5, M-6
7H201	N-70
8C80L	R-64
10A06	P-26
10A07	P-26
10A11	P-26, P-31
10A17	P-26
14A00	P-42
14W	H-7, H-9
14W04	H-7
14W07	H-7
14W15	H-7
14W17	H-7
14W33	H-7
14W34	H-7
14W47 to 14W49	H-7
15CLF	J-26
15CLM	J-26
15GND	J-30
15D21 to 15D24	J-5
15P21	J-6
15P22	J-6
15R21	J-6
15R22	J-6
15S31	J-6
15W04	H-7
15W07	H-7
15W16	H-7
15W18	H-7
15W33	H-7
15W34	H-7
15W47	H-7
15W48	H-7
15W49	H-7
16A21 to 16A26	J-14

Cat. No.	Page
16A31 to 16A33	J-15
16A36	J-15
16CLF	J-26
16CLM	J-26
16D21	J-8
16D22	J-8
16D23	J-9
16D24	J-9
16D25	J-7
16D28	J-10
16D29	J-8
16D31	J-8
16D32	J-9
16D33	J-9
16D34	J-7
16D37	J-10
16D44	J-7
16D45	J-7
16F21	J-13
16F22	J-13
16P21	J-14
16P22	J-14
16R19	J-13
16R20 to 16R26	J-13
16R27 to 16R29	J-12
16R30	J-12
16RSW	J-13
16S31	J-14
16SDF-1P	J-9, J-10
16SDF-2P	J-7, J-8
16SDM-1P	J-9, J-10
16SDM-2P	J-7, J-8
16V22	J-10
16V24	J-11
16V26	J-10
16V28	J-11
17A00	P-26
17CLF	J-26
17CLM	J-26
17D21	J-19
17D22	J-20
17D23	J-19
17D24	J-20
17P21	J-21
17P22	J-21
17R21 to 17R24	J-21
17S31	J-21
17V23	J-20
17V26	J-20
18A21	J-18
18A22	J-18
18A23 to 18A25	J-19
18D21	J-16
18D22	J-16
18D23	J-17
18D24	J-17
18D29	J-16
18D31	J-16
18D32	J-17
18D33	J-17
18F21	J-18
18F22	J-18
18P21	J-18
18P22	J-18
18R21 to 18R24	J-18
19A00	P-26
19D22	J-21
19D24	J-21
19P21	J-22
19P22	J-22
19R22	J-22
20A00	P-24
20A04	P-26
20A07	P-26
20FC	J-43
20FP	J-43
20IS	J-43
20MC	J-43
20MP	J-43
20RS	J-43
21A05	P-26
21A06	P-26
22L21	J-22
22L22	J-23
22L23	J-23
22L24	J-22
22L25	J-23
22L26	J-23
22P21	J-24
22P22	J-24
22R21 to 22R24	J-24
22R26	J-23
22R28	J-23
22W07	H-10
23A00	P-41
23CM	H-10
23L22 to 23L26	J-25
23P21	J-24
23P22	J-24
23R24	J-24
23W07	H-10
24CM	H-10
24W04	H-9
24W07	H-9
24W34	H-9
24W47	H-9
24W49	H-9
25W04	H-9
25W07	H-9
25W34	H-9
25W47	H-9
25W49	H-9
26CM	H-11
26W	H-9, H-10
26W07	H-9
26W08	H-10
26W09	H-10
26W10	H-10
26W47 to 26W49	H-10
26W74 to 26W76	H-10
26W81 to 26W83	H-10
27CM	H-11
27W07	H-9
27W08	H-10
27W09	H-10
27W10	H-10
27W47 to 27W49	H-10
27W74 to 27W76	H-10
27W81 to 27W83	H-10
28A00	P-26
28W	H-11
28W08	H-11
28W09	H-11
28W47 to 28W49	H-11
28W74 to 28W77	H-11
28W81 to 28W83	H-11
29A00	P-41
29W08	H-11
29W09	H-11
29W47 to 29W49	H-11
29W74 to 29W77	H-11
29W81 to 29W83	H-11
30A00	P-41
31A00	P-42
33A00-1	P-26
33A00-19	P-31
33A00-20	P-31
33A00-23	P-26
33A00-24	P-26
33A00-25	P-31
33A00-26	P-31
33A00-3	P-26
33A00-4	P-26
35A00	P-34
35A14	P-34
36A00	P-36
36A05	P-26
37A00	P-34
38A00-1	P-35
38A00-2	P-35
38A00-3	P-31
38A04 to 38A06	P-35

Cat. No.	Page
38A14 to 38A16	P-35
39A00	P-36
40A00	P31, P-34
41A10	R-33
41AB2	R-33
41AB6	R-31
41AW1	R-33
41AW2	R-33
41D10	R-33
41D1R	R-33
41D6A	R-31
41DBR	R-33
41DR2	R-33
41DR6	R-31
41DW1	R-33
41DW2	R-33
41LBL-00W	R-33
41LBL-60W	R-31
41MB2	R-34
41NB2	R-33
41NB6	R-31
44A00	P-31
44A02	P-26
44A03	P-26
45A00	P-27
45CM	H-9
46A00	P-27
47A00	P-27
47CM	H-9
47FTH	Q-8
48A00	P-27
49COP	J-30
49CSR	J-30
49DSF	J-30
49DSM	J-30
49DSR	J-30
49F31	J-28
49F44	J-28
49F53	J-28
49F64	J-28
49F77	J-28
49FR1	J-29
49FR2	J-29
49FSL	J-28
49GAS	J-30
49M31	J-28
49M44	J-28
49M53	J-28
49M64	J-28
49M77	J-28
49MR1	J-29
49MR2	J-29
49MSL	J-28
49PNR	J-30
50A00	P-27
50DCL	R-52
50DSC	R-52
50DST	R-52
50PLC	R-53
50PSC	R-53
50PST	R-53
50W50	H-7, H-9
50W52	H-10
50W54	H-11
52CM	B-10
53CM	B-10
54A00	P-28
54DLC	R-52
55	K-21
55A00	P-34
56A00	P-27
57A00	P-27
58A00	P-27
59A00	P-35
59W04	H-7
59W07	H-7
59W33	H-7
59W47 to 59W49	H-7
60A00	P-35
60IB	J-43
60IS	J-43
60W03	H-7, H-9, H-12
60W04	H-10, H-12
60W05	H-11, H-12
61	V-4
61A00	P-27
61TLS	Q-20
62DCL	R-52
62DCT	R-52
62DLC	R-52
62DSC	R-52
62DST	R-52
62PLC	R-53
62PSC	R-53
62PST	R-53
63	V-3
63A00	P-27
64W04	H-9
64W07	H-9
64W34	H-9
64W47	H-9
64W49	H-9
65	V-3
65A18	P-41, P-43
66W08	H-10
66W09	H-10
66W10	H-10
66W47 to 66W49	H-10
66W74 to 66W76	H-10
66W81 to 66W83	H-10
68A00 to 68A02	P-27
68A11	P-27
68W08	H-11
68W09	H-11
68W29	H-10
68W47 to 68W49	H-11
68W74 to 68W77	H-11
68W81 to 68W83	H-11
69	V-3
69A00	P-27
70A00	P-29
71A00	P-36
72A00	P-36
73A00	P-43
74W04	H-9
74W07	H-9
74W34	H-9
74W47	H-9
74W49	H-9
75A00	P-28
76W07	H-9
76W08	H-10
76W09	H-10
76W10	H-10
76W47 to 76W49	H-10
76W74 to 76W76	H-10
76W81 to 76W83	H-10
78A00	P-28
78W08	H-11
78W09	H-11
78W29	H-10
78W47 to 78W49	H-11
78W74 to 78W77	H-11
78W81 to 78W83	H-11
79A00	P-29
79W04	H-7
79W07	H-7
79W33	H-7
79W47 to 79W49	H-7
80W04	H-7
80W07	H-7
80W47	H-7
80W49	H-7
81A00-2	P-42
81A00-3	P-43
81A00-4	P-42
83A00	P-29
85W04	H-9
85W07	H-9

Cat. No.	Page
85W34	H-9
85W47	H-9
85W49	H-9
86A00	P-50
87W07	H-9
88A00	P-43
89A00	P-43
90A00	P-51
90W04	H-7
90W07	H-7
90W33	H-7
90W47 to 90W49	H-7
91A00	P-51
93A00	P-26
93W07	H-10
95A00	P-45
95A01	P-45
95A03-1	P-47
95A03-1T	P-41
95A04	P-48
95A05	P-47
95A09	P-46
95A10	P-48
95A11	P-47
95A12	P-46
95A13	P-47
95A14	P-47
95A16	P-48
95A18	P-46
95A20	P-38
95W04	H-9
95W07	H-9
95W34	H-9
95W47	H-9
95W49	H-9
96A00	P-49
96A01	P-49
97A00	P-26
97W07	H-9
97W08	H-10
97W09	H-10
97W10	H-10
97W47 to 97W49	H-10
97W74 to 97W76	H-10
97W81 to 97W83	H-10
99A00	P-54
99W08	H-11
99W09	H-11
99W47 to 99W49	H-11
99W74 to 99W77	H-11
99W81 to 99W83	H-11
100IB	J-43
100MP	J-43
100RB	J-43
101	B-41
101AN	B-41
102	B-41
110A00	P-38
111A00	P-38
112A00	P-38
113	B-42
113A00	P-39
114	B-42
114A00	P-39
114A01	P-39
115A00	P-38
115PR	B-41
115PV	B-41
116A00	P-38
117A00	P-37
118A00	P-38
119A00	P-38
120A00	P-37
121A00	P-37
122A00	P-37
123	B-41
123A00	P-37
124	K-21
124A00	P-37
125	V-4
125A00	P-39
126A00	P-39
128	V-4
157	K-21
165	K-15
167	K-21
223	B-5
254	B-12
267	K-21
274	V-3
275	B-56
278	B-54
279	B-54
287	B-56
320B4W	G-4
320B6W	G-4
320B7W	G-4
320C4W	G-4
320C6W	G-4
320C7W	G-4
320MI6W	G-23
320MI7W	G-23
320P4W	G-4
320P6W	G-4, G-23
320P7W	G-4, G-23
320R4W	G-4
320R6W	G-4
320R7W	G-4
321	B-41
330B4W	G-4
330B6W	G-4
330B7W	G-4
330C4W	G-4
330C6W	G-4
330C7W	G-4
330MI6W	G-23
330MI7W	G-23
330P4W	G-4
330P6W	G-4, G-23
330P7W	G-4, G-23
330R4W	G-4
330R6W	G-4
330R7W	G-4
341	K-13
357	K-13
360B4W	G-5
360B6W	G-5
360B7W	G-5
360C4W	G-5
360C6W	G-5
360C7W	G-5
360MF6W	G-24
360MI6W	G-24
360MI7W	G-24
360P4W	G-5
360P6W	G-5, G-24
360P7W	G-5, G-24
360R4W	G-5
360R6W	G-5
360R7W	G-5
360RC	K-9, N-3
368	K-13
370RC	N-5
380	K-2
389	K-3
390	K-2
391	K-2
395	K-3
396	K-2
403	T-27
404	T-27
405	T-28
406	T-28
410L2	R-33
420B12W	G-4
420B5W	G-4
420B7W	G-4
420B9W	G-4
420C12W	G-4

Cat. No.	Page
420C5W	G-4
420C7W	G-4
420C9W	G-4
420MF12W	G-23
420MF5W	G-23
420MF7W	G-23
420MF9W	G-23
420MI12W	G-23
420MI5W	G-23
420MI7W	G-23
420MI9W	G-23
420P12W	G-4, G-23
420P5W	G-4, G-23
420P7W	G-4, G-23
420P9W	G-4, G-23
420R12W	G-4
420R5W	G-4
420R7W	G-4
420R9W	G-4
423	A-24
430B12W	G-4
430B5W	G-4
430B7W	G-4
430B9W	G-4
430C12W	G-4
430C5W	G-4
430C7W	G-4
430C9W	G-4
430MF12W	G-23
430MF5W	G-23
430MF7W	G-23
430MF9W	G-23
430MI12W	G-23
430MI5W	G-23
430MI7W	G-23
430MI9W	G-23
430P12W	G-4, G-23
430P5W	G-4, G-23
430P7W	G-4, G-23
430P9W	G-4, G-23
430R12W	G-4
430R5W	G-4
430R7W	G-4
430R9W	G-4
431	K-2
432C3WL	G-16
432P3WL	G-16
452	K-2
453	K-2
460B12W	G-5
460B5W	G-5
460B7W	G-5
460B9W	G-5
460C12W	G-5
460C5W	G-5
460C7W	G-5
460C9W	G-5
460MF12W	G-24
460MF5W	G-24
460MF7W	G-24
460MF9W	G-24
460MI12W	G-24
460MI5W	G-24
460MI7W	G-24
460MI9W	G-24
460P12W	G-5, G-24
460P5W	G-5, G-24
460P7W	G-5, G-24
460P9W	G-5, G-24
460R12W	G-5
460R5W	G-5
460R7W	G-5
460R9W	G-5
466	K-2
467	K-2
476TL	Q-14
476TM	Q-14
491RU	R-65
492RU	R-65
515AN	B-43
515CA	B-43
515CR	B-43
515CV	B-43
515PA	B-43
515PR	B-43
515PV	B-43
516	K-3
517	K-3
520B5W	G-4
520B7W	G-4
520B9W	G-4
520C5W	G-4
520C7W	G-4
520C9W	G-4
520CA	B-43
520CV	B-43
520MI5W	G-23
520MI7W	G-23
520MI9W	G-23
520P5W	G-4, G-23
520P7W	G-4, G-23
520P9W	G-4, G-23
520PA	B-43
520PV	B-43
520R5W	G-4
520R7W	G-4
520R9W	G-4
523	K-3
524	K-3
530B5W	G-4
530B7W	G-4
530B9W	G-4
530C5W	G-4
530C7W	G-4
530C9W	G-4
530MF5W	G-23
530MF7W	G-23
530MI5W	G-23
530MI7W	G-23
530MI9W	G-23
530P5W	G-4, G-23
530P7W	G-4, G-23
530P9W	G-4, G-23
530R5W	G-4
530R7W	G-4
530R9W	G-4
531	V-3
554	K-18
555	K-18
560	K-19
560B5W	G-5
560B7W	G-5
560B9W	G-5
560C5W	G-5
560C7W	G-5
560C9W	G-5
560MF9W	G-24
560MI5W	G-24
560MI7W	G-24
560MI9W	G-24
560P5W	G-5, G-24
560P7W	G-5, G-24
560P9W	G-5, G-24
560R5W	G-5
560R7W	G-5
560R9W	G-5
565	K-19
570	K-19
571	K-19
612	B-41
615CA	B-43
615PA	B-43
615PV	B-43
617	B-42
620CA	B-43
620CV	B-43
620PA	B-43
620PV	B-43
688	B-5

Cat. No.	Page
692	V-3
694	V-3
697 to 699	V-3
830	B-52, B-56
905	K-13
910	K-13
930	B-56
931	B-56
1054	R-20
1081	Q-22
1089	R-11
1101 to 1104	A-7
1105W	P-55
1106W	P-55
1111	P-55
1120	P-53
1126	P-51
1131	P-51
1201-2	A-9
1201-LH	A-12
1201-PL	A-12
1202	A-9
1203-2	A-9
1203-LH	A-12
1203-PL	A-12
1204	A-9
1221-2	A-9
1221-2KL	A-13
1221-7	A-12
1221-LH	A-12
1221-PL	A-12
1221-S	A-10
1222-2	A-9
1222-2KL	A-13
1222-7PR	A-12
1222-PL	A-12
1222-S	A-10
1223-2	A-9
1223-2KL	A-13
1223-7	A-12
1223-LH	A-12
1223-PL	A-12
1223-S	A-10
1224-2	A-9
1224-2KL	A-13
1224-S	A-10
1228	B-5
1241 to 1244	A-9
1254	B-12
1254-H	B-16 I-10
1254-IG	B-16 I-10
1256	A-11
1257	A-11

Cat. No.	Page
1260	A-11
1262	A-11
1281	A-11
1282	A-11
1285 to 1288	A-11
1291	R-59
1306	B-38
1373	B-38
1374	B-38
1403	V-4
1406	V-4
1420	L-17
1432	T-32
1433	H-16
1447 to 1449	H-16
1451	A-3
1453	A-3
1461	A-3
1463	A-3
1469	V-3
1533	H-16
1547 to 1549	H-16
1689	A-23
1691	A-23
1754	C-7
1755	C-7
1865	A-24
1901	T-3
1909	T-3
2004 to 2006	K-15
2152	T-28
2310 to 2316	E-7
2320 to 2326	E-7
2330 to 2336	E-7
2340 to 2346	E-8
2350 to 2356	E-8
2361	E-8
2363	E-8
2371	E-8
2373	E-8
2381	E-8
2383	E-8
2410 to 2416	E-8
2420 to 2426	E-8
2430 to 2436	E-8
2440 to 2446	E-9
2447	H-16
2450 to 2456	E-9
2460 to 2466	E-9
2510	E-9, H-10
2511 to 2516	E-9
2520	E-9, H-10
2521 to 2526	E-9

Cat. No.	Page
2530	E-9, H-10
2531	E-9
2533	E-9
2536	K-2
2537	K-2
2545	E-9
2546	E-9
2547	H-16
2610 to 2616	E-10
2620	E-10
2621	E-10
2625F	E-10
2626F	E-10
2630	E-10, H-11
2631 to 2636	E-10
2640 to 2646	E-10
2650	E-10
2651	A-14
2653	A-14
2655	E-10
2656	E-10
2660 to 2666	E-11
2670 to 2676	E-11
2680 to 2686	E-11
2690 to 2696	E-11
2710 to 2716	E-12
2720 to 2726	E-12
2730	E-12, H-11
2731 to 2736	E-12
2740	E-12, H-11
2741 to 2746	E-12
2750 to 2756	E-13
2760 to 2766	E-13
2770 to 2776	E-13
2810	E-13, H-11
2811 to 2816	E-13
2820	E-13, H-11
2821 to 2826	E-13
2830	E-13, H-11
2831 to 2836	E-13
3005C	Q-25
3031-2	A-9
3031-LHI	A-12
3031-PL	A-12
3032	A-9
3033	A-9
3051 to 3059	H-14, J-34
3059F	J-34
3060	H-14, J-34
3061	H-14, J-34
3099	H-14, J-34
3099F	H-14, J-34
3100B4W	G-5

Cat. No.	Page
3100B6W	G-5
3100B7W	G-5
3100C4W	G-5
3100C6W	G-5
3100C7W	G-5
3100MI4W	G-24
3100MI6W	G-24
3100MI7W	G-24
3100P4W	G-5, G-24
3100P6W	G-5, G-24
3100P7W	G-5, G-24
3100R4W	G-5
3100R6W	G-5
3100R7W	G-5
3125B6W	G-16
3125C6W	G-16
3125P6W	G-16
3125R6W	G-16
3152	K-17
3200	H-14, J-36
3200F	H-14, J-36
3241	H-14, J-36
3241W	H-14, J-36
3251	H-14, J-36
3251W	H-14, J-36
3254	B-16, I-10
3260	H-14, J-36
3260W	H-14, J-36
3261	H-14, J-36
3261W	H-14, J-36
3262	H-14, J-36
3262W	H-14, J-36
3263	H-14, J-36
3263W	H-14, J-36
3265	H-14, J-36
3300	H-14, J-36
3325	E-15
3326	E-15
3330	E-16, H-11
3331 to 3335	E-16
3352	K-18
3420	F-39
3430	E-16, H-11
3431 to 3435	E-16
3500	F-29
3520 to 3525	E-15
3720 to 3723	E-8
3756	E-8
3762C	E-17
3763C	E-17
3764C	E-17
3765C	E-17
3769	E-17
3771	E-17
3775	E-17
3777	E-17
3800	F-33
3801	F-35
3803	F-39
3812	F-38
3824	F-38
3848	F-38
3860 to 3863	F-39
3880	F-35
4005	K-18
4006	K-18
4007C	Q-25
4010	K-18
4015	K-13
4017	K-13
4020	K-13
4032	K-13
4034	K-13
4063	K-18
4100B12W	G-5
4100B5W	G-5
4100B7W	G-5
4100B9W	G-5
4100C12W	G-5
4100C5W	G-5
4100C7W	G-5
4100C9W	G-5
4100MB7W	G-24
4100MB9W	G-24
4100MI12W	G-24
4100MI5W	G-24
4100MI7W	G-24
4100MI9W	G-24
4100P12W	G-5, G-24
4100P5W	G-5, G-24
4100P7W	G-5, G-24
4100P9W	G-5, G-24
4100R12W	G-5
4100R5W	G-5
4100R7W	G-5
4100R9W	G-5
4108W	Q-22, R-6
4125B6W	G-16
4125C6W	G-16
4125P6W	G-16
4125R6W	G-16
4155	K-20
4158	K-20
4254	B-16, I-10
4515	R-86
4520	R-86
4550	E-6
4560	E-6
4570	E-6
4579	E-6
4585-C	E-6
4585-CWP	E-24
4586-C	E-6
4586-CWP	E-24
4625A	R-20
4700	E-6
4702	E-6
4703	E-6
4710	E-6
4715-C	E-6
4715-CWP	E-24
4716-C	E-6
4716-CWP	E-24
4720	E-6
4729	E-6
4750	E-6
4760	E-6
4763	B-46
4765	B-46
4770	E-6
4779	E-6
4785	E-6
4786	E-6
4792 to 4795	E-23
4925	T-32
4925C	R-66
4926	T-32
4927	T-9
4928	T-9
4934	T-10
4937	B-42
4940L	R-65
4970	T-32
4976 to 4979	T-31
4980	E-9, E-13, E-15, T-31
4980L	R-65
4990	T-32
4992	T-32
5000	B-5
5015	B-8
5020C	Q-25
5028	B-8
5029	B-8
5031	B-18
5032	B-46
5040	B-8
5042	B-8
5050	B-53
5054	B-53
5059	B-8
5088	B-7
5089	B-7

Cat. No.	Page
5100	F-27
5100B5W	G-5
5100B7W	G-5
5100B9W	G-5
5100C5W	G-5
5100C7W	G-5
5100C9W	G-5
5100MB9W	G-24
5100MI5W	G-24
5100MI7W	G-24
5100MI9W	G-24
5100P5W	G-5, G-24
5100P7W	G-5, G-24
5100P9W	G-5, G-24
5100R5W	G-5
5100R7W	G-5
5100R9W	G-5
5125B6W	G-16
5125C6W	G-16
5125P6W	G-16
5125R6W	G-16
5206	B-53
5207	B-53
5224	C-3
5225	C-3
5226	C-4
5241	C-4
5242	B-11
5243	C-4
5245	C-4
5248	B-4
5249	B-17
5250	B-17
5251	B-11
5252	B-10
5256	B-48
5258	B-8
5259	B-48
5261	B-10
5261-CR	B-10, H-7
5262	B-10
5262-IG	B-11
5262-L	B-11
5262-S	B-10
5266	B-45
5269	B-45
5278	B-50
5279	B-50
5280	F-22
5292	B-18
5300-H	F-27, I-21
5300-IPS	F-27
5304M-1N	F-25, I-20
5304M-1S5	F-25, I-20
5304M-1S7	F-25, I-21
5304M-2N5	F-25, I-21
5304M-2N7	F-25, I-20
5304M-2S	F-25, I-21
5306M-1N5	F-25, I-21
5306M-1N7	F-25, I-20
5306M-1S	F-25, I-20
5306M-2N	F-25, I-21
5306M-2S5	F-25, I-21
5306M-2S7	F-25, I-20
5320	B-4
5325	B-20
5328	B-20
5334	C-3
5335	C-3
5336	C-4
5340	B-8
5342	B-11
5349	B-17
5351	B-11
5352	B-10
5356	B-48
5359	B-48
5361	B-10
5361-CR	B-10, H-7
5361-IG	B-11
5362	B-10
5362-BIG	B-11
5362-IG	B-11
5362-L	B-11
5362-S	B-10
5366	B-46
5369	B-46
5371	B-52
5372	B-52
5373	B-53
5374	B-53
5376	B-52
5378	B-53
5380	F-22
5410	A-24
5456	B-48
5458	B-8
5459	B-48
5461	B-10
5461-CR	B-10, H-7
5462	B-10
5462-IG	B-11
5466	B-46
5469	B-46
5478-C	B-46
5478-CWP	B-50
5479-C	B-46
5479-CWP	B-50
5480	F-22
5490	F-22
5500	R-86
5501-8	A-5
5501-LH	A-6
5502	A-5
5503	A-6
5505	R-86
5558	B-8
5585	B-7
5601	A-17
5601-2	A-17
5601-Z2	A-18
5602 to 5604	A-17
5611 to 5614	A-18
5618	A-18
5621 to 5624	A-20
5625 to 5627	C-6
5628	A-22
5629	A-22
5631	A-22
5633	A-22
5634	C-6
5636	C-6
5638	A-22
5639	A-22
5640 to 5643	C-6
5645	C-7
5649	A-22
5651	B-11
5657	A-21
5658	B-8
5659	A-22
5661	B-10
5661-CR	B-10, H-7
5662	B-10
5662-IG	B-11
5666	B-45
5669	B-45
5685	A-21
5686	A-21
5691 to 5694	A-20
5801	B-8
5821	B-8
5822	B-8
5823	B-7
5824	B-7
5825	B-20
5842	B-18
5844	B-18
5866	B-45
5869	B-45
5891	B-7
5976 to 5978	T-33

Cat. No.	Page
5996	T-33
5997	T-33
6017	B-47
6017-Y	B-47
6017-L	E-20
6018	B-47
6018-Y	B-47
6018-L	E-20
6031 to 6034	E-20
6110G	R-2
6151	L-17
6161	L-17
6196	T-32
6197	T-27
6210G	R-21, R-22
6234B	R-31
6250	L-17
6360CR	E-19
6361CR	E-19
6362	B-23
6364CR	E-19
6365CR	E-19
6369CR	E-19
6370CR	E-19
6375CR	E-19
6377CR	E-19
6511	V-5
6526	C-8
6527	C-8
6602	L-4
6613	L-7
6615	L-7
6616	L-4
6627 to 6629	L-7
6630 to 6633	L-7
6637	L-7
6639	L-4
6641	L-3
6643	L-3
6651	L-19
6652	L-19
6668	L-7
6672	L-7
6674	L-7
6683	L-4
6691	L-3
6693	L-3
6696	A-25, P-12
6697	A-25, P-12
6910G	R-26
7070	K-12
7080	K-12
7090	K-12
7092	K-12
7101	E-7
7102	E-7
7210	E-7
7250	B-11
7251	B-11
7280	F-22
7310	E-15, H-10
7313	B-52
7314	E-15
7379	E-17
7380	F-22
7408	E-15
7409	E-15
7410	E-15, H-10
7411	E-15
7413	E-15
7420	E-9, E-13, E-15, T-32
7506	E-5
7526	E-5
7535	E-5
7540	E-5
7545	E-5
7556	E-14
7557	E-14
7565	E-14
7567	E-14
7582	E-14
7591	C-7, D-7
7599	D-7
7606	Q-15
7715CR	E-20
7717CR	E-20
7764C	E-17
7765C	E-17
7770	E-17, E-18, E-20, T-32
7788	E-17, E-18, E-20, T-32
7899	D-7
8004	K-12
8052	K-17
8101	K-17
8110	K-16
8200	B-14, I-4
8200-C	B-15, I-5
8200-H	B-15, I-5
8200-IG	B-15, I-5
8200-L	B-15, I-5
8200-PL	B-14, I-4
8200-SG	B-14, I-4
8210	B-14, I-4
8210-IG	B-15, I-5
8215	B-47, I-23
8219	B-47, I-23
8256	B-49, I-24
8259	B-49, I-24
8280	F-23, I-9
8300	B-14, I-4
8300-C	B-15, I-5
8300-H	B-15, I-5
8300-IG	B-15, I-5
8300-L	B-15, I-5
8300-OIG	B-15, I-5
8300-PL	B-14, I-4
8300-SG	B-14, I-4
8310	B-14, I-4
8310-OIG	B-15, I-5
8315	B-47, I-23
8319	B-47, I-23
8330	B-55
8332	B-55
8350	B-55
8352	B-55
8356	B-49, I-24
8359	B-49, I-24
8360	B-55
8362	B-55
8380	F-23, I-9
8381	F-23, I-9
8400	B-14, I-4
8415	B-47, I-23
8430	B-54
8432	B-54
8450	B-54
8452	B-54
8456	B-49, I-24
8459	B-49, I-24
8460	B-55
8462	B-55
8480	F-23, I-11
8490	F-23, I-11
8600	B-14, I-4, T-17
8647	K-15
8656	B-49, I-24
8659	B-49, I-24
8681	K-15
8684	K-20
8694	K-22
8746	K-22
8750	K-22
8751	K-22
8756	K-22
8765	K-22
8806	K-22
8827	K-10
8829	K-10
8871	K-17
8875	K-16
8880	K-16
8895	D-8

Cat. No.	Page
8980L	R-64
9063	K-16
9151	B-46
9332	B-53
9346	K-12
9347	K-12
9350	K-17
9432	B-54
9450	B-53
9452	B-54
9460	B-54
9462	B-54
9530	B-52
9550	B-53
9630	B-52
9650	B-53
9716	K-10
9726	K-10
9730	B-52
9750	B-53
9800	K-20
9805	K-20
9814	K-17
9820	K-11
9839	K-11
9860	K-23
9862 to 9865	K-23
9874	K-10
9875	K-10
9880	K-16
9882	K-16
9883	K-10
9885	K-17
9965	E-15
10014	K-20
10020	K-16
10025 to 10027	K-20
10028	K-16
10041	A-23
10045	K-17
10065	K-17
10083	K-12
10085	K-17
10091	K-18
10097	A-23
12021	N-46
12650	B-17
12777	V-6
13150	K-4
13280	K-6
13351 to 13354	K-4
13357	K-4
13359	K-4
13451	K-4
13452 to 13455	K-24
13464	K-2
13465	K-2
13518	K-3
13519	K-3
13550	K-2
13551	K-2
13556	K-2
13557	K-2
13652	K-4
13653	K-4
13654-S	K-6
13654-T	K-6
13654-EX	K-7
13660 to 13662	K-6
15378	B-46
15379	B-46
15656	B-48
15659	B-48
16241	B-21
16242	B-21
16251	B-21
16252	B-21
16252-L	B-22
16262	B-22
16262-HG	B-23, I-6
16262-IG	B-23, I-6
16262-PL	B-23, I-6
16262-SG	B-23, I-6
16292	B-18
16341	B-21
16342	B-21
16351	B-21
16352	B-21
16352-L	B-22
16362	B-22
16362-HG	B-23, I-6
16362-IG	B-23, I-6
16362-PL	B-23, I-6
16362-SG	B-23, I-6
16441	B-21
16451	B-21
16462	B-22
16509	V-5
16641	B-21
16651	B-21
16662	B-22
16693	D-17, J-41
16694	D-17, J-41
16793	D-17, J-41
16794	D-17, J-41
18201	A-10
18201-C	A-7
18202	A-10
18202-C	A-7
18203	A-10
18203-C	A-7
18204	A-10
18204-C	A-7
18221 to 18224	A-10
18302	K-11
18315	K-17
18821	A-10
19062	K-16
19980	K-12
20025	K-21
20070	K-17
20403	E-21
21254-Hx	B-16, I-10
21254-IGx	B-16, I-10
21254-x	B-12
21414	E-21
21415	E-21
23000 to 23004	E-21, I-24
23030 to 23034	E-21
23280	K-6
23351	K-4
23452	K-26
23453 to 23455	K-24
23464	K-2
23465	K-2
23518	K-3
23519	K-3
23652	K-4
23653	K-4
23654	K-6
23660 to 23662	K-6
25249	B-17
25349	B-17
25403	E-21
25414	E-21
25415	E-21
26115	L-4
26719	K-27
26720	K-27
26725-2	K-29
26725-2A	K-31
26725-4	K-29
26725-4A	K-31
26730	K-33
26735	K-33
26740	K-33
26745	K-33
26800	K-31
29816	K-10
32120	F-16
32277	F-16
32412	F-16

Cat. No.	Page
37120	F-14
37277	F-14
40050	R-35
40054	R-35
40066	R-35
40067	R-35
40072	R-35
40089	R-26, R-36
40144	R-16
40149	R-16
40159	R-16
40201	R-20
40214	R-17
40216	R-17
40223	R-17
40226	R-17
40238	R-18
40244	R-18
40249	R-18
40253	R-17
40257	R-17
40258	R-18
40259	R-18
40263	R-17
40266	R-18
40278	R-20
40280	R-18
40539	R-18
40544	R-18
40549	R-18
40644	R-16
40649	R-16
40659	R-16
40681	R-16
40682	R-16
40734	Q-20, R-36
40735	Q-20, R-37
40782	Q-20
40812	Q-13
40830	Q-20, R-37
40831	Q-20, R-37
40832 to 40839	Q-20, R-36
40856	Q-38
40866 to 40868	Q-38
40951	Q-33
40952	Q-33
40981	R-16
40982	R-16
40984	Q-36
40985-0xx	Q-37, R-38
40985-1Px	Q-37, R-38
40985-2Px	Q-37, R-38
40985-Cxx	Q-20, R-38
40986	Q-37
40987	Q-36
40988	Q-40
40989	Q-13
41010-SPW	R-71
41020-SPR	R-71
41030-OFT	R-71
41030-SMJ	R-11
41080-1BP	R-5
41080-1EP	R-5
41080-1GP	R-5
41080-1IP	Q-22, R-5
41080-1TP	Q-22, R-5
41080-1WP	Q-22, R-5
41080-2BP	R-5
41080-2EP	R-5
41080-2GP	R-5
41080-2IL	R-7
41080-2IP	Q-22, R-5
41080-2TL	R-7
41080-2TP	Q-22, R-5
41080-2WL	R-7
41080-2WP	Q-22, R-5
41080-3BP	R-5
41080-3EP	R-5
41080-3GP	R-5
41080-3IP	Q-22, R-5
41080-3TP	Q-22, R-5
41080-3WP	Q-22, R-5
41080-4BP	R-5
41080-4EP	R-5
41080-4GP	R-5
41080-4IL	R-7
41080-4IP	Q-22, R-5
41080-4TL	R-7
41080-4TP	Q-22, R-5
41080-4WL	R-7
41080-4WP	Q-22, R-5
41080-6BP	R-5
41080-6EP	R-5
41080-6GP	R-5
41080-6IP	Q-22, R-5
41080-6TP	Q-22, R-5
41080-6WP	Q-22, R-5
41080-IDW	R-4, R-43
41080-LEB	R-4, R-43
41081	Q-22, R-7
41084	Q-20
41084-B	R-36
41084-F	R-37
41084-S	R-57
41085	R-57
41087	R-8
41089	R-11
41091	R-7
41100-HLD	R-31, R-33
41106-Rx3	R-4
41106-Rx5	R-4
41106-Rx6	Q-20, R-4
41106-Rx8	R-4
41108	Q-20, R-4
41150	R-66
41188	R-67
41225	R-71
41290-D	R-40, R-58
41290-HD	R-40
41290-SM	R-40, R-58
41291-1x	R-40, R-59
41291-2C	R-59
41291-2Q	R-40, R-59
41291-2T	R-59
41291-DB	R-40
41291-ZT	R-59
41292-2B	R-40, R-59
41292-2C	R-59
41292-2T	R-59
41292-3x	R-40
41292-AE	R-40
41292-DE	R-40
41292-ZT	R-59
41293-4x	R-59
41293-HD	R-40
41293-ZT	R-59
41294-2B	R-40, R-59
41294-2C	R-59
41294-2Q	R-40, R-59
41294-2T	R-59
41294-ZT	R-59
41295-5B	R-40, R-59
41295-HD	R-40
41295-VM	R-40
41295-VP	R-40
41296-MM	R-40, R-58
41600	R-35
41620	R-35
41638	R-16
41641 to 41646	Q-23, R-8
41647	Q-23, R-36
41648	Q-23, R-36
41649	R-40, R-58
41650	B-17, R-8
41652	B-17, R-8
41658	R-16
41880	R-34
42036	R-20
42046	R-20

Cat. No.	Page
42080-1x	R-5
42080-2E	R-5
42080-2G	R-5
42080-2IL	R-7
42080-2IP	R-5
42080-2IS	R-5
42080-2TL	R-7
42080-2TP	R-5
42080-2TS	R-5
42080-2WL	R-7
42080-2WP	R-5
42080-2WS	R-5
42080-3x	R-5
42080-4E	R-5
42080-4G	R-5
42080-4IL	R-7
42080-4IP	R-5
42080-4IS	R-5
42080-4TL	R-7
42080-4TP	R-5
42080-4TS	R-5
42080-4WL	R-7
42080-4WP	R-5
42080-4WS	R-5
42080-6x	R-5
42080-8x	R-5
42081	Q-22, R-7
42120	F-16
42400	Q-12
42777-1	R-11
42777-2	R-11
42277-DY3	F-16
43080	Q-22, R-6
43081-1L4	Q-22, R-6
43081-2L8	R-6
43105	Q-13
43108	Q-13
43112	Q-13
45224	R-71
46596	D-18
46700	R-71
47112	Q-33
47120	F-14
47277	F-14
47600	Q-12
47602	Q-9
47603	Q-16
47603-110	Q-17
47603-12B	Q-17
47603-12M	Q-15
47603-12P	Q-15
47603-18B	Q-17
47603-18M	Q-15
47603-18P	Q-15
47603-1Gx	Q-14
47603-24P	Q-15
47603-412	Q-15
47603-8C1	Q-15
47603-DP6	Q-14
47603-TDM	Q-17
47603-TSV	Q-14
47604	Q-5
47605-0DP	Q-11
47605-1xx	Q-5
47605-21x	Q-5
47605-28x	Q-7
47605-2BP	Q-7
47605-2MG	Q-7
47605-4xx	Q-7
47605-ACx	Q-11
47605-C5B	Q-16
47605-Fxx	Q-7
47605-MDx	Q-5
47605-M28	Q-7
47605-M42	Q-7
47605-NDP	Q-11
47605-PSx	Q-11
47606	Q-15
47609-0xx	Q-17
47609-4DP	Q-16
47609-4X4	Q-13
47609-D5P	Q-16
47609-EMP	Q-17
47609-S10	Q-17
47609-TSV	Q-16
47610	Q-35
47611-0C6	Q-16
47611-5xx	Q-10
47611-8GB	Q-10
47611-8PT	Q-10
47611-C6B	Q-16
47611-GT4	Q-10
47612-1SB	Q-13
47612-6SB	Q-13
47612-CBK	Q-13
47612-DBK	Q-12
47612-EBK	Q-12
47612-FSB	Q-13
47612-HBK	Q-12
47612-HSB	Q-13
47612-MMA	Q-12
47612-SBK	Q-12
47612-UBK	Q-13
47612-VSB	Q-12
47613	Q-13
47615-NYL	Q-13
47615-PTT	R-41
47616-DSB	Q-16
47616-DSF	Q-17
47617	Q-33
47689-00B	Q-16
47689-0QP	R-26
47690	Q-19
47691	Q-19
47693	Q-18
48210	Q-19
48211	Q-31
48212	Q-11
48561	V-4
48580	V-4
48585	V-4
48642 to 48646	B-41
48648	B-42
48900	R-71
49005	R-67
49006	R-67
49012 to 49014	R-30
49018	R-30
49103 to 49105	R-33
49200	R-35
49222	R-11
49251	R-69
49252	R-66
49253	R-66
49254-BAx	R-68
49254-BC1	R-68
49254-BCM	R-66
49254-BPx	R-68
49254-LPM	R-66
49255-D	R-26
49255-H	R-26
49255-L	R-26
49255-Q	R-26
49255-R	R-28
49256	R-27
49257	R-43
49258	R-66
49260 to 49262	R-69
49265	R-65
49280	R-29
49300	R-66
49400	R-69
49404	Q-35
49553-066	Q-13, R-41
49553-110	Q-13, R-41
49553-55H	R-41
49553-64H	R-41
49553-814	Q-13, R-41
49553-AWL	Q-13

Cat. No.	Page
49553-BIX	Q-13
49553-KRN	Q-13
49553-TTH	R-41
49563	V-5
49566	V-4
49567	V-5
49568	V-5
49660	Q-13
49687	V-3
49800-680	R-63
49800-CON	R-63
49800-FAN	R-56, R-63
49800-FCC	R-63
49800-FTK	R-61
49800-LAK	R-61
49800-MSK	R-61
49800-MTK	R-61
49800-SMK	R-61
49816	K-10
49875	K-10
49886-03F	R-63
49886-12F	R-63
49886-APD	R-63
49886-BRx	R-62
49886-Cxx	R-62
49886-DLx	R-55
49886-DSC	R-55
49886-DWP	R-63
49886-FCC	R-62
49886-FCN	R-63
49886-FCS	R-41
49886-FCT	R-62
49886-FLA	R-62
49886-FSP	R-62
49886-GLS	R-62
49886-Lxx	R-62
49886-MCS	R-62
49886-Pxx	R-62
49886-SCx	R-62
49886-SIS	R-41, R-62
49886-SMP	R-62
49886-SPD	R-62
49886-STP	R-62
49886-SYR	R-63
49886-TVC	R-62
49886-VFL	R-62
49886-WRE	R-63
49886-X3F	R-63
49887	R-56
49910	R-11
49990	R-55
49991	R-54
50240	F-5
51005	F-32
51010	F-32
51012	V-5
51015	F-32
51018	V-5
51020	F-32
51084	Q-23, R-4, R-43
51110	F-19
51120-1	F-17
51120-3	F-17
51120-3R	F-5
51240	F-32
52120	F-11
52240	F-11
52277	F-11
52412	F-11
52480	F-11
54501	A-5
54502	A-5
54503	A-6
54504	A-3, A-6
54521	A-7
54521-2	A-5
54522	A-7
54522-2	A-5
54523	A-7
54523-2	A-6
54524-2	A-6
54524-B	A-7
55050	B-54
55054	B-54
55208	F-5
55240	F-5
55480	F-5
55500	A-9, A-10, A-11, A-15
56021	N-46
56081	N-46
57120	F-11
57240	F-11
57277	F-11
57347	F-11
57480	F-11
57600	F-11
59265	R-65
61110	R-3
62240	R-31
62460	R-22
69104	R-31
69270	R-26
69585	R-43
69586-C	R-24
69586-U	R-24
69586-R	R-28
69587-U	R-27
70052	K-17
74120	F-8
74277	F-8
75120	F-8
75277	F-8
78000	T-28
78001	T-3
78003	R-19, T-5
78004	T-6
78005	T-17
78009	T-3
78011	T-3
78012	T-3
78013	T-6
78014	R-19, T-8
78016	R-19, T-5
78021	T-17
78023	T-3
78025	R-19, T-8
78030	T-5
78036	T-4
78400	T-28
78500	T-28
78804	R-19
80054	K-19
80301	Q-23, R-9, T-15
80309	Q-23, R-9, T-15
80311	T-15
80312	T-15
80314	T-27
80321	T-15
80326	T-15
80381	T-27
80400	L-4, T-27
80401	Q-23, R-9, T-13
80401-0Nx	Q-23, R-9
80401-COI	T-22
80401-GFx	T-22
80401-IG	T-22
80401-Nx	T-13
80401-NGY	R-9, T-13
80405	T-18
80407	T-13
80409	Q-23, R-9, T-13
80409-00N	R-9
80409-0Nx	Q-23, R9
80409-NGY	R-9, T-13
80409-Nx	T-13
80411	T-13
80412	T-13
80414	R-8, T-27
80421	T-18

Cat. No.	Page
80423	T-13
80431	T-18
80436	T-13
80455	T-18, T-19
80479	T-20
80501	T-3
80503	R-19, T-5
80504	R-19 T-6
80505	T-17
80506	T-19
80508	T-20
80509	T-3
80511	T-3
80512	T-3
80513	T-6
80514	T-8
80516	R-19, T-5, T-17
80521	T-17
80525	T-8
80526	T-10
80528	T-9
80530	T-10
80533	T-8
80601	R-9, T-13
80601-0S	Q-23
80605	T-18
80608	T-19
80609	R-9, T-13
80609-0S	Q-23
80611	T-13
80612	T-13
80700	T-27
80701	T-3
80701-RE	T-22
80703	R-19, T-5
80703-COO	T-22
80703-IG	T-22
80703-RE	T-22
80704	R-19, T -6
80704-IG	T-22
80705	T-17
80706	T-19
80707	T-18
80708	T-19
80709	T-3
80711	T-3
80712	T-3
80714	T-8
80716	R-19, T-5
80716-IG	T-22
80716-ORG	T-5
80716-RE	T-22
80718	T-7

Cat. No.	Page
80719	T-9
80720	T-9
80721	T-17
80723	T-3
80725	T-8
80726	T-10
80728	T-9
80730	T-5
80731	T-18
80732	T-18
80734	T-9
80735	T-8
80736	T-4
80743	T-17
80745	T-18
80746	T-18, T-19
80747	T-18
80781	R-18, T-29
80782	R-18, T-29
81001	T-3
81003	T-5
81004	T-6
81005	T-17
81009	T-3
81011	T-3
81012	T-3
81013	T-6
81014	T-8
81016	T-5
81017	T-6
81021	T-17
81023	T-3
81025	T-8
81036	T-4
81040	T-10
81045	T-18
81079	T-10
81080	T-10
81401	T-13
81409	T-13
81411	T-13
81412	T-13
81423	T-13
83001	T-3
83004	T-6
83005	T-17
83009	T-3
83011	T-3
83012	T-3
83013	T-6
83014	T-8
83014-EXT	T-31
83016	T-5

Cat. No.	Page
83025	T-31
83026	T-10
83028	T-9
83401	T-13
83409	T-13
83411	T-13
84000	T-28
84001	T-3
84001-40	T-3
84001-E40	T-22
84003	T-5
84003-040	R-19
84003-40	T-5
84003-E40	T-22
84003-G40	T-22
84003-IG	T-22
84004-040	R-19
84004-40	E,6 T-6
84005	T-17
84006	T-19
84007	T-17
84009	T-3
84011	T-3
84012	T-3
84013	T-6
84014	R-19, T-8
84016	T-5
84016-040	R-19
84016-40	T-5
84016-E40	T-22
84017	T-6
84018	T-7
84019	T-9
84020-40	E-9, E-13, E-15, T-9
84021	T-17
84022	T-10
84023	T-3
84025	R-19, T-8
84026	T-10
84028	T-9
84030	T-5
84033	T-8
84034	T-9
84035	T-9
84036	T-4
84037	T-7
84039	T-10
84040	T-10
84041	T-5
84042	T-17
84043	T-17
84045	T-18
84047	T-18

Cat. No.	Page
84048 to 84050	T-4
84052	T-6
84055	T-5
84056	T-5
84057	T-9
84061	T-6
84062	T-6
84064	T-8
84065 to 84068	T-8
84070	T-4
84071 to 84073	A-13, T-7
84077	T-19
84078	T-20
84079	T-10
84080	T-10
84081	T-10
84085	T-20
84087	T-20
84088	T-17
84092	T-10
84101	T-3
84103	T-5
84104	T-6
84105	T-17
84109	T-3
84111	T-3
84112	T-3
84114	T-8
84116	T-5
84119	T-9
84121	T-17
84125	T-8
84130	T-5
84133	T-8
84134	T-9
84137	T-7
84146	T-17
84147	T-18
84400	T-28
84401-040	Q-23, R-9
84401-40	T-13
84409-040	Q-23, R-9
84409-40	T-13
84411	T-13
84412	T-13
84421	T-18
84423	T-13
84436	T-13
84441 to 84444	T-29
84455	T-18
85000	T-28
85001	T-3
85003	R-19, T-5
85004	R-19, T-6
85005	T-17
85006	T-19
85008	T-20
85009	T-3
85011	T-3
85012	T-3
85013	T-6
85014	R-19, T-8
85016	R-19, T-5
85018	T-7
85019	T-9
85021	T-17
85023	T-3
85025	R-19, T-8
85030	T-5
85033	T-8
85036	T-4
85041	T-5
85047	T-18
85052	T-6
85064	T-8
85101	T-3
85103	T-5
85109	T-3
85114	T-8
85116	T-5
86000	T-28
86001	T-3
86003	R-19, T-5
86004	R-19, T-6
86006	T-19
86007	T-17
86008	T-20
86009	T-3
86011	T-3
86012	T-3
86013	T-6
86014	R-19, T-8
86016	R-19, T-5
86017	T-6
86018	T-7
86019	T-9
86021	T-17
86023	T-3
86025	R-19, T-8
86030	T-5
86033	T-8
86034	T-9
86035	T-9
86036	T-4
86041	T-5
86046	T-17
86047	T-18
86052	T-6
86057	T-9
86062	T-6
86064	T-8
86077	T-20
86078	T-20
86085	T-20
86087	T-20
86101	T-3
86103	T-5
86105	T-17
86108	T-20
86109	T-3
86111	T-3
86113	T-7
86114	T-8
86116	T-5
86400	T-28
86500	T-28
86602	T-13
87001	T-3
87003	R-19, T-5
87005	T-17
87009	T-3
87011	T-3
87012	T-3
87014	R-19, T-8
87016	R-19, T-5
87025	R-19, T-8
87400	T-28
88000	T-28
88001	T-3
88003	R-19, T-5
88004	R-19, T-6
88005	T-17
88006	T-19
88007	T-17
88008	T-20
88009	T-3
88011	T-3
88012	T-3
88013	T-6
88014	R-19, T-8
88016	R-19, T-5
88017	T-6
88018	T-7
88019	T-9
88021	T-17
88023	T-3
88025	R-19, T-8
88030	T-5
88033	T-8
88034	T-9
88035	T-9
88036	T-4

Cat. No.	Page
88037	T-7
88041	T-5
88046	T-17
88047	T-18
88052	T-6
88057	T-9
88062	T-6
88064	T-8
88077	T-20
88078	T-20
88085	T-20
88087	T-20
88101	T-3
88103	T-5
88105	T-17
88109	T-3
88111	T-3
88113	T-7
88114	T-8
88116	T-5
88400	T-28
88500	T-28
88601	T-13
88602	T-13
89265	R-64
95080	K-12
95110	K-12
97092	K-12
A0001 to A0007	J-26
A0010	J-26
A15DD	L-43
A20DC	L-43
A20DD	L-43
A20HD	L-43
A20UN	L-43
A273B	L-42
A2K1B	L-42
A2K3B	L-42
A2KFL	L-42
A3F5F	M-13
A3F5M	M-13
A3M5F	M-13
A3M5M	M-13
A5FF	M-13
A5FM	M-13
A5MM	M-13
A7003	M-7
A7810	N-74
A8332	N-76
A8810	N-74
A8812	N-74
A8911	N-76
AB100	R-4
AB200	R-4

Cat. No.	Page
AB300	R-4
AEBC6	Q-26, Q-27
AEC65	Q-26
AEC80	Q-26
AECCS	Q-29
AEH50	Q-29
AEHTK	Q-33
AEI55	Q-29
AEI65	Q-26
AEI80	Q-26
AEM65	Q-26
AEMRK	Q-33
AEN24	Q-28
AEPC8	Q-26
AEPHK	Q-29
AEPI6	Q-26
AEPI8	Q-26
AEPIS	Q-29
AESS5	Q-29
AESUB	Q-29
AFTR1	D-13
AFTR2	D-13
AP100	G-12
AP60	G-12
APP	L-45
APPLC	R-53
APPSC	R-53
AWP00	L-54
AWP0F	L-54
AWRCG	L-52
AWRMG	L-49
AWRRG	L-49
AWSCG	L-52
AWSCT	L-52
AWSMG	L-49
AWSMT	L-49
AWSRG	L-49
AWSRT	L-49
AWWCG	L-52
AWWCT	L-52
AWWMG	L-49
AWWMT	L-49
AWWRG	L-49
AWWRT	L-49
BBG04	L-32
BL000	R-15
BL186	R-15
BLWP1	R-15
BR15	B-7
BR20	B-7
BX100	G5, G-11
BX230	G-4, G-11
BX60	G-5, G-11
C0001	J-26

Cat. No.	Page
C0110	Q-40
C0224-000	Q-23, Q-35
C0224-0CP	Q-35
C0225-000	Q-35
C0225-0CP	Q-23, Q-35
C0245 to C0248	Q-34
C0250 to C0253	Q-34
C0257	Q-35
C0260	Q-35, Q-40
C0261	Q-34
C0280	Q-34
C1253	R-25, R-66, R-68
C1255	R-25
C1586	R-25
C1686	R-25
C2406	Q-34
C2407	Q-35
C2413	Q-34
C2427	Q-34
C2429	Q-35
C2441	Q-35
C2452	Q-34
C2453	Q-35
C2623	E-10
C2651	E-10
C2653	E-10
C2680	Q-34
C5002 to C5004	Q-36
C5007	Q-37
C5009	Q-37
C5052	Q-37
C5053	Q-38
C5101	Q-38
C5205	Q-37
C5235	Q-37
C5307	Q-37
C5405	Q-39
C5454	Q-39
C5811	Q-38
C5822	Q-38
C5853	Q-38
C5856	Q-38
C5914	Q-13, Q-40
C5917	Q-40
C6851	Q-36
CA060	G-14
CA100	G-14
CA320	G-14
CA343	G-14
CA420	G-14
CA520	G-14
CA530	G-14
CCFL	V-5
CDA01	N-68

Cat. No.	Page
CDA02	N-68
CDE01	N-68
CDE02	N-68
CDF04	N-68
CH149	Q-25
CH159	Q-25
CH181	Q-25
COVER	H-12
CPCAP	O-6
CPCBX	O-6
CPHD2	O-6
CPHG2	O-6
CPMBX	O-6
CPMEX	O-6
CR015	B-8
CR020	B-8
CR15	B-8
CR20	B-8
CS115	A-5
CS120	A-5
CS1C1	M-30
CS215	A-5
CS220	A-5
CS2C1	M-30
CS2C2	M-30
CS315	A-6
CS320	A-6
CS3C3	M-31
CS415	A-6
CS420	A-6
CS4C4	M-31
CS6360C	E-18
CS6361C	E-18
CS6364C	E-18
CS6365C	E-18
CS6369	E-18
CS6370	E-18
CS6375	E-18
CS6377	E-18
CS6C3	M-31
CS8164C	E-18
CS8165C	E-18
CS8169	E-18
CS8175	E-18
CS8264C	E-18
CS8265C	E-18
CS8269	E-18
CS8275	E-18
CS8364C	E-18
CS8365C	E-18
CS8369	E-18
CS8375	E-18
CS8464C	E-18
CS8465C	E-18
CS8469	E-18
CS8475	E-18
CS8C4	M-31
CS9C3	M-31
CSB1 to CSB4	A-5
CTC08	N-68
CTC12	N-68
CTC16	N-68
CTC30	N-68
CTC50	N-68
CTP-4-03	M-24
CTP-4-11	M-22
CTP-7	M-7
CTTEP	P-11
D32CK	L-32
D4006	L-28
D4104	L-28
D4106	L-28
D4200	L-28
D4206	L-28
D42AV	L-32
D42CL	L-32
D42CS	L-30
D42ET	L-29
D42IR	L-32, L-38
D42LI	L-29
D42LO	L-29
D42MO	L-29
D42P1	L-29
D42P4 to D42P9	L-29
D42RL	L-29
D42SQ	L-29
D43P9	L-29
D4DMX	M-14
D6700	R-13
D6701	R-13
D6706	R-13
D670K	R-13
D6710	R-13
D6720	R-13
D6721	R-13
D675E	R-13
DCMSD	L-38
DCOUT	L-38
DMX3P	M-13
DMX5P	M-13
DMXSM	M-11
DR15S	B-21
DS100	A-33
DS30	A-33
DS60	A-33
EDSR	A-36
ENHAI	M-9
ENHBI	M-9
ENHBW	M-9
EVB22	O-7
EVB30	O-8
EVB32	O-9
EVB40	O-10
EVK02	O-7, O-11
EVK05	O-8, O-9, O-10, O-11
FB204 to FB207	R-78
FB210	R-78
FB310	R-78
FB311	R-79
FB313	R-78
FB315	R-79
FB324	R-79
FB330	R-78
FB331	R-79
FB337	R-79
FB346	R-79
FB347	R-78
FB348	R-79
FB352	R-79
FB353	R-78
FB354	R-79
FB355	R-78
FB356	R-79
FB360 to FB367	R-79
FB371	R-79
FB373	R-78
FB374	R-79
FB375	R-79
FB382	R-78
FB386 to FB388	R-79
FB389	R-78
FB390	R-79
FB391	R-79
FB403	R-79
FB406	R-78
FB407	R-79
FB410	R-78
FB411	R-78
FB412	R-79
FB413	R-78
FB424 to FB429	R-79
FB431	R-78
FB432 to FB434	R-79
FB445	R-79
FB446	R-78
FB447 to FB449	R-79
FB450	R-78
FB451 to FB453	R-79
FDBX1 to FDBX3	H-4
FM105 to FM107	R-78
FM204 to FM210	R-78
FM310	R-78

Cat. No.	Page
FM311	R-79
FM313	R-78
FM315	R-79
FM324	R-79
FM330	R-78
FM331	R-79
FM337	R-79
FM346	R-79
FM347	R-78
FM348	R-79
FM352	R-79
FM353	R-78
FM354	R-79
FM355	R-78
FM356	R-79
FM360 to FM367	R-79
FM371	R-79
FM373	R-78
FM374	R-79
FM375	R-79
FM376	R-78
FM377	R-79
FM378	R-79
FM379	R-78
FM380	R-79
FM381	R-79
FM382	R-78
FM386 to FM388	R-79
FM389	R-78
FM390	R-79
FM391	R-79
FM403	R-79
FM406	R-78
FM407	R-79
FM410	R-78
FM411	R-78
FM412	R-79
FM413	R-78
FM424 to FM429	R-79
FM431	R-78
FM432 to FM434	R-79
FM445	R-79
FM446	R-78
FM447 to FM449	R-79
FM450	R-78
FM451 to FM453	R-79
FR1TH	M-28
FR2TH	M-28
FSHAT	R-51
FSHBF	R-51
FSHHS	R-51
FSHMI	R-51
FSHMR	R-51
FSHRB	R-51

Cat. No.	Page
FSHSL	R-51
FSSMI	R-51
FSSMR	R-51
FSSRB	R-51
FSSSD	R-51
FSSSL	R-51
FTH00	Q-9
GFA15	D-15, J-39
GFA20	D-15, J-39
GFM15	D-16, J-40
GFM20	D-16, J-40
GROMT	G-15
HKSWP	N-44, P-20
HONEK	M-35
HONMK	M-35
HONSK	M-35
HUB	G-13
IEC40	M-23
IEC43	M-23
IED13	M-23
IED15	M-23
IED18	M-23
IED23	M-23
IED43	M-23
IER24	M-22
IER48	M-22
IER96	M-22
IP710	L-9
IPDKT	L-22, N-8
IPE04	L-9
IPI06	L-9
IPI10	L-9
IPKIT	L-10
IPL06	L-9
IPM06	L-9
IPM10	L-9
IPQFK	L-10
IPS02	L-21, N-7
IPS05	L-21, N-7
IPS06	L-21, N-7
IPS15	L-22, N-8
IPSD6	L-21, N-7
IPV02	L-21, N-7
IPV05	L-21, N-7
IPV0R	L-22, N-8
IPV15	L-21, N-7
IPVD6	L-21, N-7
IPX06	L-9
IPX10	L-9
IPX12	L-9
KB010	L-34
KB01C	L-34
KB020 to KB024	L-35
KB02C	L-35

Cat. No.	Page
KB031	L-35
KB032	L-35
KB03C	L-35
KB050 to KB052	L-35
KB05C	L-35
KB100 to KB102	L-35
KB10C	L-35
KB151	L-35
KB152	L-35
KB15C	L-35
KCLCM	L-38
KIFC1 to KIFC3	L-38
KLCDO	L-34
KLCDP	L-34
KLCK1	L-38
KRS	J-44
KS031	L-36
KS035	L-36
KS061	L-36
KS065	L-36
KS121	L-36
KUS	J-44
L7501 to L7509	U-16
L7511	U-16
L7521 to L7528	U-16
L7532 to L7539	U-16
L7541 to L7546	U-16
L7551	U-16
L7552 to L7559	U-17
L7561 to L7563	U-17
L75651	U-17
L75661	U-17
L7567 to L7569	U-17
L7573	U-17
L7574	U-17
L7582 to L7588	U-17
L7592	U-17
L7597	U-17
L7601 to L7605	U-16
L7612	U-16
L7700	U-19
L7701 to L7709	U-18
L7711 to L7719	U-19
L7721 to L7729	U-19
L7730 to L7739	U-19
L7742 to L7748	U-19
L7750 to L7755	U-19
L7760 to L7769	U-19
L7770 to L7778	U-19
L7782 to L7789	U-19
L7791	U-19
L7802 to L7804	U-18
L7805 to L7808	U-19
L7822 to L7827	U-18

Cat. No.	Page
L7831 to L7836	U-19
L7902 to L7905	G-15, U-20
L7906 to L7908	U-20
L7911 to L7919	U-20
L7921 to L7924	U-20
L7931	U-20
L7932	U-20
L7951 to L7954	U-20
L7962 to L7969	U-20
L7970 to L7972	U-20
L7981 to L7987	U-29
L7990 to L7998	U-20
L8001 to L8006	U-20
L8011	U-19
L8500 to L8505	U-8
L8510 to L8519	U-8
L8523 to L8529	U-9
L8530 to L8532	U-9
L8540	U-9
L8541 to L8546	U-10
L8550 to L8559	U-10
L8560 to L8569	U-10
L8573 to L8577	U-10
L8581 to L8589	U-11
L8592	U-11
L8600 to L8609	U-11
L8611 to L8614	U-11
L8621 to L8628	U-12
L8641 to L8647	U-12
L8660 to L8665	U-13
L8671 to L8679	U-14
L8681 to L8686	U-14
L8691 to L8699	U-15
L8703 to L8707	U-15
L8711 to L8719	U-15
L8721	U-15
L8722	U-15
L8801 to L8806	U-9
L8807 to L8809	U-30
L8811 to L8819	U-30
L8821 to L8829	U-30
L9501 to L9509	U-24
L9511 to L9519	U-24
L9521 to L9526	U-24
L9531 to L9536	U-24
L9537 to L9539	U-25
L9542	U-25
L9551 to L9559	U-25
L9571 to L9579	U-26
L9581 to L9589	U-26
L9591 to L9596	U-26
L9601 to L9609	U-26
L9612	U-26
L9621 to L9625	U-27
L9631 to L9639	U-28
L9641	U-28
L9642	U-28
L9651 to L9659	U-28
L9661	U-28
L9662	U-28
L9671 to L9679	U-28
L9681	U-28
L9682	U-28
L9688	U-29
L9689	U-29
L9691 to L9698	U-29
L9701 to L9704	U-25
L9711 to L9719	U-25
L9722 to L9725	U-27
L9731 to L9739	U-27
LA215	M-34
LA230	M-34
LA2C3	M-34
LA315	M-34
LA330	M-34
LA3C3	M-34
LA615	M-34
LA630	M-34
LA6C3	M-34
LBSSW	N-82
LC0GF	M-32
LC115	M-32
LC130	M-32
LC160	M-32
LC415	M-32
LC430	M-32
LC460	M-32
LC4BD	M-32
LC615	M-32
LC630	M-32
LC660	M-32
LC715	M-32
LC730	M-32
LC760	M-32
LED-PL	V-5
LEL15	M-27
LEL19	M-27
LEL26	M-27
LEL36	M-27
LEL50	M-27
LEMSB	N-80
LF115	M-34
LF130	M-34
LF145	R-14
LF1C3	M-34
LF515	M-34
LF530	M-34
LF5C3	M-34
LF615	M-34
LF630	M-34
LHUB8	L-38
LI137	R-14
LI145	R-14
LI150	R-14
LT111 to LT114	L-20
LTB02	L-18
LTB12	L-18
LTB15	L-18
LTB30	L-18
LTB60	L-18
LTBKT	L-18
LTT30	L-18
LTT60	L-18
LV200	N-46
LV230	N-46
LV240	N-46
LVS	N-49
LW135	M-33
LW425	M-33
M1201	A-15
M1221	A-15
M1626	B-29, I-17
M1626-HG	B-36, I-17
M1626-IG	B-37
M1626-IL	B-36, I-17
M1626-PL	B-36, I-17
M1636	B-29
M1636-HG	B-36, I-17
M1636-IG	B-37
M1636-IL	B-36, I-17
M1636-PL	B-36, I-17
M5262	B-31
M5262-GYS	B-27
M5262-IG	B-31
M5262-S	B-27
M5262-SB	B-27
M5262-SG	B-31
M5362	B-31
M5362-GYS	B-27
M5362-IG	B-31
M5362-S	B-27
M5362-SG	B-31
M5979	T-34
M5999	T-34
M7599	D-11
M7599-HG	D-10, I-18
M7899	D-11
M7899-HG	D-10, I-18
M8200	B-33, I-14

Cat. No.	Page
M8200-H	B-34, I-15
M8200-IG	B-33, I-14
M8200-IL	B-34, I-15
M8200-PL	B-33, I-14
M8200-SG	B-33, I-14
M8300	B-33, I-14
M8300-H	B-34, I-15
M8300-IG	B-33, I-14
M8300-IL	B-34, I-15
M8300-PL	B-33, I-14
M8300-SG	B-33, I-14
MAC-3116	L-45
MAC-516	L-45
MD820	B-36, I-17
MD830	B-36, I-17
MDS10	L-24, N-10
MDS15	L-24, N-10
MDT82	B-36, I-17
MDT83	B-36, I-17
MH101	R-83
MH122	R-83
MIDSR	A-36
MK240	N-69
ML1 to ML3	E-22
MMSMT	N-70
MO240	N-69
MRI15	B-33, I-14
MRI20	B-33, I-14
MRI82	B-14, I-4
MRI83	B-14, I-4
MS2	B-49
MS302	A-28
MS303	A-28
MS402	A-28
MS403	A-28
MS4X	A-28
MS602	A-29
MS603	A-29
MSPSW-7Sx	A-15
MSPSW-SD	A-15, B-25, I-12
MSPSW-ST	A-15, B-25, I-12
MSPSW-WST	A-15
MSSMT	L-26, N-12
MSTWL-A	B-25, D-11, I-12
MSTWL-IG	B-25, I-12
MSTWL-R	B-25, D-11, I-12
MSTWL-SDA	B-25, D-11, I-12
MSTWL-SIG	B-25, I-12
MSTWL-WIG	B-25, I-12
MSTWL-WSD	B-25, D-11, I-12
MSTWL-WST	B-25, D-11, I-12
MT162	B-29
MT162-HG	B-36, I-17
MT162-IG	B-37
MT162-IL	B-36, I-17
MT163	B-29
MT163-HG	B-36, I-17
MT163-IG	B-37
MT163-IL	B-36, I-17
MT528	F-24
MT538	F-24
MT562-IG	B-31
MT562-S	B-27
MT563-IG	B-31
MT563-S	B-27
MT728	F-24
MT738	F-24
MT759	D-11
MT759-HG	D-10, I-18
MT789	D-11
MT789-HG	D-10, I-18
MT820	B-34, I-15
MT820-IG	B-33, I-14
MT820-IL	B-34, I-15
MT828	F-24, I-19
MT830	B-34, I-15
MT830-IG	B-33, I-14
MT830-IL	B-34, I-15
MT838	F-24, I-19
MV121	R-83
MV122	R-83
MV241	R-83
MV242	R-83
MZB00	N-46
MZB02	N-46
MZD20	N-46
MZD22	N-46
MZD30	N-46
N0501	M-13
N1000	M-4
N1302	A-28
N1303	A-28
N138	T-20
N13NC	A-29
N1RKT	M-4
N2404	M-25
N2408	M-25
N3004	M-3
N3008	M-3
N3302	A-28
N3303	A-28
N33NC	A-29
N3602	A-29
N3603	A-29
N36NC	A-29
N4600	M-15
N5600	M-15
N6000	M-16
N600P	M-16
N7008	M-3
N7016	M-3
N7024	M-3
N751	T-21
N7516	M-4
N7524	M-4
N7532	M-4
N7599	D-4
N7599-DIN	D-8
N7599-F	D-6
N7599-HF	D-6, I-8
N7599-HG	D-5, I-7
N7899	D-4
N7899-DIN	D-8
N7899-F	D-6
N7899-HE	I-7
N7899-HF	D-6, I-8
N7899-HG	D-5, I-7
N8000	M-17
NDS08-1	M-18
NDS08-2	M-19
NDS12	M-18
NP0XP	M-12
NPC2D-0FF	M-6, M-12
NPC2D-0M	M-12
NPDLR	M-12
O3C10	N-16
O3C15	N-16
O3C20	N-16
ODC04	N-15
ODC05-MD	N-16
ODC05-UD	N-15
ODC0P	N-60
ODC0S	N-13
ODC10-MD	N-16
ODC10-UD	N-15
ODC15	N-15
ODC20	N-16
ODCCG	N-13, N-22, N-24, N-25
ODS0D	N-10
ODS10	L-24, N-10
ODS15	L-24, N-10
ODSOD	L-24
ODW12	N-14
ODWHB	N-14
ODWLR	N-14
ODWWV	N-14
OPB15	N-22, N-24, N-25, N-26, N-27, N-32
OPBCA	N-22, N-24, N-25,

Cat. No.	Page
	N-26, N-27, N-32
OPP20	N-30
OSA20	N-31
OSC04-I0	N-25
OSC04-IS	N-60
OSC04-RI	N-25
OSC05-M0	N-22
OSC05-RM	N-22
OSC05-RU	N-24
OSC05-U0	N-24
OSC10-M0	N-22
OSC10-RM	N-22
OSC10-RU	N-24
OSC10-U0	N-24
OSC15	N-25
OSC20-M0	N-22
OSC20-MS	N-60
OSC20-RM	N-22
OSC20-RU	N-24
OSC20-U0	N-24
OSF10	N-20
OSFCA	N-20
OSFCG	N-21
OSFHD	N-20
OSFHP	N-20
OSFHS	N-20
OSFHU	N-19
OSFLN	N-21
OSFLO	N-21
OSFOA	N-21
OSP15	N-31
OSP20	N-31
OSS10	L-24, N-10
OSSMD	L-26, N-12
OSSMT-Gx	L-26, N-12
OSSMT-M3	L-26, N-11
OSSMT-MD	L-25, N-11
OSSMT-MQ	L-25, N-11
OSSMT-TM	L-25, N-11
OSSNL	L-24, N-10
OSW12	N-26
OSWCG	N-26, N-27
OSWHB	N-27
OSWLR	N-27
OSWWG	L-24, L-26, N-10, N-12
OSWWV	N-27
OUTLT	V-5
P1020 to P1025	R-85
P1040 to P1047	R-85
P1070 to P1074	R-85
P1426	T-19
P22	T-7
P2262	T-19
P326	T-18
P38	T-17
P48	T-18
P8724	M-8
P8748	M-8
P87WR	M-5, M-6
PAR38	M-29
PAR56	M-29
PAR64	M-29
PARML	M-29
PB101	J-44
PB103	J-44
PC100	G-13
PC320	G-13
PC3430	G-13
PC420	G-13
PC520	G-13
PC530	G-13
PC60	G-13
PCATR	N-49
PCI65	Q-27
PCIND	N-49
PCORD	R-81, R-83
PCOUT	N-49
PCSKY	N-49
PDURK	R-76
PE100	L-46, M-26
PE200	L-46, M-26
PE300	L-46, M-26
PE400	L-46, M-26
PEAU7	L-46, M-26
PJ1	T-3
PJ11	T-6
PJ126	T-18
PJ13	T-8
PJ18	T-17
PJ2	T-3
PJ21	T-17
PJ226	T-18
PJ23	T-8
PJ26	Q-23, R-9, T-13
PJ262	Q-23, R-9, T-13
PJ263	T-13
PJ264	T-13
PJ3	T-3
PJ33	T-8
PJ4	T-3
PJ7	R-19, T-6
PJ8	R-19, T-5
PJ8-IG	T-5, T-22
PJ8-RE	T-22
PJ82	T-5
PJ82-RE	T-22
PJ826	T-18, T-19
PLG1	G-14
PPIC0-0	M-5
PPIC0-C	M-6
PPIC0-V	M-5
PPICS-V	M-6
PS110	N-33
PS200	N-33
PSC1	T-21
PSC14	T-21
PSC26	T-21
PSC7	T-21
PSC8	T-21
PSE1	T-21
PSE14	T-21
PSE26	T-21
PSE7	T-21
PSE8	T-21
R0800	N-56
R08BD	N-48
R08BF	N-48
R08TC	N-56
R1600	N-56
R1616	N-56
R16TC	N-56
R24BD	N-48
R24BF	N-48
R32TC	N-56
R48TC	N-56
R9120	N-76
RA060	G-15
RA100	G-15
RA320	G-15
RA343	G-15
RA420	G-15
RA520	G-15
RA530	G-15
RAC00	N-49
RC-1000xx	P-41
RC-1000xxZB	P-41, P-43
RC-1500xxZB	P-41, P-43
RC-2000xx	P-41
RC-2000xxZB	P-41, P-43
RDGSW	N-56
RE00R	S-7
RE151 to RE154	S-4
RE634	S-4
RE640	Q-21, S-12
REA00	S-12
REFLT	K-9, N-3
REG15	S-6
REG20	S-6
REI06	S-7
RELAY-1xx	N-56
RELAY-2CB	N-56
RELAY-2PL	N-49

Cat. No.	Page
RELAY-2TB	N-56
RELAY-347	N-49
RELAY-BFM	N-56
RELAY-L30	N-49
RER15	S-5
RER20	S-5
REWM1	S-9
REWM2	S-9
REWP1 to REWP4	Q-21, S-9
RGBAR	N-56
RHDU1	N-56
RK15X	S-4
RK634	S-4
RKDCD	S-7
RKDMD	S-7
RKG15	S-6
RKG20	S-6
RKR15	S-5
RKR20	S-5
RLV08	N-56
RLV16	N-56
RMB81	L-39
RPI06	L-11
RPM00	N-56
RPM08	N-56
RPM16	N-56
RS110	N-34
RS115	A-3
RTD01	L-11
RTF01	L-11
S/S	T-3, T-13
S126	T-18
S1426	T-19
S214	T-19
S426	T-19
S48	T-18
S480V	N-73
S54	T-9
S601 to S604	T-4
S701	T-10
S73	T-6
S746	T-10
S751	T-21
S7599	D-4
S7599-HG	D-5, I-7
S7899	D-4
S7899-HG	D-5, I-7
S8120	N-73
S8UTS	N-73
S8UWH	N-73
SAA12	G-15
SAB12	G-15
SAB34	G-15
SAC100	G-15
SAC125	G-15
SAC34	G-15
SAD125	G-15
SAxF8-xxM	N-60
SAxJ5-xxM	N-60
SAxJ8-xxM	N-60
SBCS0	N-60
SBP00	N-60
SDS00	N-60
SDxF8-xxM	N-60
SDxJ5-xxM	N-60
SDxJ8-xxM	N-60
SEN04	N-60
SGAMP	Q-31
SGC65	Q-27
SGI65	Q-27
SGO99	Q-28
SGVCK	Q-31
SGVSM	Q-31
SGVST	Q-31
SH000	M-36
SH081	R-81
SH082	R-81
SHD00	M-36
SHDIS	M-36
SHH00	N-60
SHXX0	M-36
SIF00	N-60
SIFPD	N-60
SLIQD	N-60
SLIQS	N-60
SLM00	N-60
SO26	T-13
SO262	T-13
SO263	T-13
SP316B4	G-16
SP316B6	G-16
SP316C4	G-16
SP316C6	G-16
SP316P4	G-16
SP316P6	G-16
SP316R4	G-16
SP316R6	G-16
SP332B6	G-16
SP332C6	G-16
SP332P6	G-16
SP332R6	G-16
SP363B6	G-16
SP363C6	G-16
SP363P6	G-16
SP363R6	G-16
SP416B6	G-16
SP416C6	G-16
SP416P6	G-16
SP416R6	G-16
SP432B6	G-16
SP432C6	G-16
SP432P6	G-16
SP432R6	G-16
SP463B6	G-16
SP463C6	G-16
SP463P6	G-16
SP463R6	G-16
SP516B6	G-16
SP516C6	G-16
SP516P6	G-16
SP516R6	G-16
SP532B6	G-16
SP532C6	G-16
SP532P6	G-16
SP532R6	G-16
SP563B6	G-16
SP563C6	G-16
SP563P6	G-16
SP563R6	G-16
SRJ6	R-23
SRJET	R-23
SRJPB	R-23
SSJ1	T-3
SSJ11	T-7
SSJ13	T-8
SSJ2	T-3
SSJ26	T-13
SSJ3	T-3
SSJ7	T-6
SSJ8	T-5
SSJ82	T-5
SSJ83	T-5
SV161	R-81
SV162	R-81
T101R	N-70
T201E	N-70
T201G	N-70
T221C	N-70
T47BF	R-50
T47HS	R-50
T4LBF	R-50
T4LHS	R-50
T5015	B-8
T5020	B-8
T5225	C-3
T5280	F-22
T5320	B-4
T5325	B-20
T5380	F-22
T5625	C-6
T5630	C-6, Q-33
T5820	B-4

Cat. No.	Page
T5825	B-20
T5830	C-6
T5979	T-33
T5LBF	R-50
T5LHS	R-50
T5PLS	R-50
T6525	C-8
T6XRB	R-50
T7280	F-22
T7380	F-22
T80301	T-15
T8280	F-22
T8380	F-22
TA0CC	M-34
TA0SC	M-34
TAHHR	M-24
TAMDC-F15	M-7
TAMDC-F17	M-5, M-6, M-7
TAMDC-F19	M-5, M-6, M-7
TAMON-F15	M-7
TAMON-F17	M-5, M-6, M-7
TAMON-F19	M-5, M-6, M-7
TBL03	L-17
TBR15	B-7
TBR20	B-7
TCORD	R-81
TCR15	B-8
TCR20	B-8
TDR15	B-21
TDR20	B-21
TGI06	L-5
TGI10	L-5
TGM10	L-5
TT00R	L-12
TTI06	L-12
TTI10	L-12
TTKIT	L-12
TTKTR	L-12
TTM10	L-12
TWR15	B-8
TWR20	B-8
UPDCL	R-53
UPDCT	R-53
UPDLC	R-53
UPDSC	R-53
UPDST	R-53
UPPLC	R-53
UPPSC	R-53
UPPST	R-53
USB4P	C-6
VP00R	L-15
VP0SR	L-15
VPE04	L-14
VPE06	L-14
VPF01	L-15
VPH06	L-15
VPH08	L-15
VPI06	L-14
VPKIT-MD	P-4, P-7
VPKIT-MS	P-5, P-7
VPKIT-S4	P-7
VPKIT-Z4	P-7
VPM10	L-14
VPS15	L-15
VPSLB	P-7
VPT24	L-19
VPTKT	L-19
VPX10	L-14
VPX12	L-14
VPZLB	P-7
VRC0P	P-10
VRCPG	P-11
VRCS1 to VRCS4	P-7
VRCZ1	P-7
VRCZ4	P-7
VRE06	P-4
VRF01	P-4
VRI06	P-4
VRI10	P-4
VRKIT	P-7
VRMR1	P-11
VRMX1	P-4
VRP03	P-10
VRP15	P-10
VRR15	P-10
VRS05	P-5
VRS15	P-5
VRUSB	P-11
W1000	R-73
W5212	Q-39
W5214	Q-39
W5320	B-4
WBR15	B-7
WBR20	B-7
WCRMX-C1T	M-6, M-10
WCRMX-x1	M-10
WIRLN	L-32
WP1	E-6, T-32
WP2	E-9, E-13, E-15, T-32
WP459	H-12
WPG04	L-32
WR599	D-4
WR899	D-4
WS0TH	N-42, P-19
WS402	A-29
WSAP0	N-43, P-19
WSC04	N-35, N-41, P-17
WSC15	N-35, N-41, P-17
WSCOM	N-43, P-19
WSCPC	N-41, P-18
WSD01	N-40, P-17
WSG15	N-40
WSR00	N-41, P-18
WSS0S	N-42, P-18
WSS10	N-38, P-15
WST05	N-39, P-16
WST12	N-39, P-16
WSWDR	N-41, P-17
WT599	D-4
WT599-HG	D-5, I-7
WT899	D-4
WT899-HG	D-5, I-7
WTCVD	H-12
WTCVS	H-12
X3301	Q-39
X3324	Q-39
X7299	C-7, D-4
X7590	D-4
X7592	C-7, D-4
X7592-HG	D-5, I-7
X7599	D-4
X7599-F	D-6
X7599-HF	D-6, I-8
X7599-HG	D-5, I-7
X7892	C-7, D-4
X7892-HG	D-5, I-7
X7899	D-4
X7899-F	D-6
X7899-HF	D-6
X7899-HG	D-5, I-7
YBM05	N-74
Z1000	R-72
ZMDSW	N-49

Brand Listing

X

a-2000® X-2
black & white® X-2
decora® X-2
decora plus™ X-2
dimensions® X-2
duraport® X-2
dustguard® X-2
evr-green® X-3
excella® X-3
eXtreme® X-3
ez-MAX® X-3
fastCAM® X-3
fast-Cure® X-3
gigaMax® X-3
greenMAX® X-3
hi-fi™ X-4
illumaTech® X-4
iSeries™ X-4
lev-lok® X-4
levNet RF™ X-4
lumina™ X-4
miniZ™ X-4
omni™ X-4
omnistat™ X-5
opt-X® X-5
powerswitch® X-5
python® X-5
quickplate® X-5
quickport® X-5
renoir™ II X-5
renu® X-6
rhino-hide® X-6
sector® X-6
smartlockPro® X-6
spec-Grade™ X-6
structured media® X-6
sureSlide® X-6
thread-Lock® X-6
toggleTouch® X-6
trimatron™ X-7
true Touch® X-7
versi-Duct® X-7
verifEye™ X-7
vertiGo® X-7
vizia® X-7
vizia RF +® X-7
V-0-MAX® X-7
Wetguard® X-7
Zipline™ X-7

Brand	Description	Page #(s)	Product
a-2000®	The a-2000® series of modular dimming cabinets combines theatrical-grade performance with the ability to dim a variety of architectural-type loads. It is the ideal solution for spaces requiring a single dimming source with a wide range of loads.	**L-40-43**	Dimming Cabinets
black & white®	Our signature Black & White® series of industrial grade plugs and connectors combine features that facilitate simple, fast assembly with unsurpassed durability. The extra heavy-duty construction, superior electrical performance, and ergonomic design together make these the preferred choice for use in industrial and other hard-use applications.	**B-44-47** **E-5-18** **I-22-23**	Straight Blade Plugs & Connectors Locking Plugs & Connectors Hospital Grade Plugs & Connectors
decora®	As the hallmark brand of Leviton, Decora® set the industry standard for rocker-style products. With a signature appearance, Decora® electrical devices accentuate any home décor, complete with screwless wallplates for a chic finishing touch. Available in a wide variety of colors, there is a Decora® product to enhance any room in the home.	**A-16-18** **A-25** **B-19-20** **C-5-8** **R-9** **R-16** **R-36** **L-6-16** **L-18-20** **L-21-26** **N-7-12** **A-25** **T-11-14** **T-16-21** **Q-23**	Residential Switches Anywhere Switch Residential Receptacles Combination Devices Wallplates Telephone & Video Wallplates & Inserts QuickPort® AV Inserts Dimmers & Fan Speed Controls Timer Switches Occupancy/Vacancy Sensors Occupancy/Vacancy Sensors Anywhere Switch Wallplates Combination Wallplates Wallplates & Multimedia Inserts
decora plus™	Decora Plus™ devices combine the same designer styling of our Decora® series devices with a ruggedized platform required in commercial and industrial applications.	**A-19-22** **B-21** **B-28-29** **B-35-37** **I-6** **I-16-17** **T-11-14** **T-15**	Commercial Switches Commercial Receptacles Lev-Lok® Commercial Receptacles Lev-Lok® Industrial Receptacles Industrial Hospital Receptacles Lev-Lok® Industrial Hospital Receptacles Wallplates Screwless Snap-On Wallplates
dimensions®	Leviton's Dimensions® line of lighting controls includes scalable products for every need from stand alone systems through complete network environments. The D4000 system combines ease of operation, configuration, and installation, with a wide range of entry stations and accessories to provide a powerful and flexible lighting control solution. The D8000 with distributed processing and network topology brings the power, flexibility and reliability of networked computing to the lighting realm. A complete Dimensions® D8000 system may include LCD, pushbutton and slider stations, theatrical lighting consoles, dimming racks, relay cabinets, photocells and occupancy sensors.	**L-27-38**	Architectural Lighting
duraport®	DuraPort® Industrial Connectivity safeguards your network in severe conditions. IP67-rated DuraPort® resists moisture, dust, corrosion, acids, detergents, oils, and vibration, and is available in a variety of configurations and performance ratings.	**R-12-13**	Wallplates & Housings
dustguard®	Dustguard® plugs and connectors feature resistance to the damaging effects of dirt, dust, metal filings and other airborne particulate matter that can seriously degrade electrical performance. They share many of the superior design features of Wetguard® plugs and connectors, offering a reliable source of electrical power where extended mechanical and electrical life are specified but moisture-resistance is not required.	**H-16**	Severe Duty Straight Blade and Locking Devices

Brand	Description	Page #(s)	Product
evr-green®	The Evr-Green® line of electric vehicle supply equipment (EVSE) — also referred to as electric vehicle charging stations — consists of a variety of portable, residential and commercial use equipment. Designed with unparalleled safety features, this suite of products offers plug-in electric vehicle charging solutions for most any application.	**0-2-11**	Electric Vehicle Supply Equipment
excella®	For voice and data applications outside of North America, Excella® Series wallplates offer the convenience and flexibility of QuickPort® connectivity for British Standard electrical boxes. Excella® QuickPort® wallplates are compatible with all Leviton QuickPort® connectors: choose from category-rated UTP, shielded, A/V, or fiber connectors. Wallplates are available in 1-, 2-, and 4-port flat as well as 1- and 2-port angled designs. Connectors sold separately.	**R-15**	Wallplates & Housings
eXtreme®	Leviton's eXtreme® CAT 6A component-rated system delivers industry-leading performance for today's high bandwidth applications. Our connectors, patch panels, and patch cords have each been independently tested and verified by Intertek (ETL) to meet or exceed TIA 568-C.2 component performance. When combined with approved horizontal cable, this ensures greater permanent link and channel margins to support 10GBASE-T networks up to 500 MHz. Today's data centers require this exceptional performance for their critical short link applications.	**R-2-3** **R-31**	QuickPort® CAT 6 & 6A UTP Connectors CAT 6 & 6A Patch Panels CAT 6 & 6A Patch Cords CAT 6 & 6A Cross Connect 110-Style Wiring
ez-MAX®	EZ-MAX® Plus relay lighting control panels combine power and performance in a compact and cost-effective 4/8-circuit and 16/24-circuit models. EZ-MAX® Plus is the ideal solution for smaller, stand-alone applications that do not require the field configuration or advanced networking features of larger panels.	**N-47-48**	Relay Control Panels
fastCAM®	FastCAM® pre-polished connectors provide precision mechanical termination of single-mode or multimode fiber. No proprietary tools, no epoxy and no time-consuming hand polishing required.	**R-54** **R-62**	Connectors & Housings Fiber Optic Tools & Consumables
fast-Cure®	Leviton epoxy Fast-Cure® Connectors, available in LC, SC, and ST styles, are reliable, cost-effective fiber optic connectors with quick, adhesive termination. Connectors feature precision pre-radiused zirconia ferrules, high cable retention crimp, and patented non-optical disconnect spacer design. Available in multimode or singlemode versions.	**R-55**	Connectors & Housings
gigaMax®	GigaMax® systems, comprised of CAT 5e connectors, patch panels and cords, are some of Leviton's most popular copper systems. Each system component adds exclusive performance-enhancing features and comes in numerous models to meet any application need. Both GigaMax® 5e+ & 5e UTP Systems offer 1000BASE-T performance for high-bandwidth applications and are known for their user-friendly features and long-term integrity.	**R-3** **R-33**	QuickPort® CAT UTP Connectors CAT 5e Cross Connect 110-Style Wiring CAT 5e Patch Panels CAT 5e Patch Cords
greenMAX®	GreenMAX® Relay Control Panels are built by the industry, for the industry. The GreenMAX® system provides maximum protection with the industry leading Short Circuit Current Rating and features a modular design for total installation flexibility and labor savings. Relay options include integrated dimming, daylight harvesting and smart metering capabilities for integrated lighting control. Designed for the contractor, specifier and end user, the GreenMAX® system offers the smart choice for performance, reliability, flexibility and energy savings of any relay control available	**N-50-56**	Relay Control Panels

Brand	Description	Page #(s)	Product
hi-fi™	The revolutionary Hi-Fi™ 2 distributed audio systems mount in a structured wiring enclosure for a clean, built-in installation using in-wall and in-ceiling speakers. The systems are available in different configurations, perfect for condos, homes, and light commercial. Plug into sources you already own, or use Bluetooth to stream music from a handheld device throughout the property. Utilize the free iOS app to control audio in every room, or tie the Hi-Fi™ 2 into a Leviton automation system for automation based audio controls.	**P-44-48**	Distributed Audio
illumaTech®	IllumaTech® Slide and Rotary Controls feature traditional styling with state-of-the-art lighting controls for seamless dimming and enhanced ambiance.	**L-9-11**	Decora® Dimmers & Fan Speed Controls
iSeries™	The iSeries™ from Leviton provides intelligent, self-regulating dimmer modules that distribute control electronics throughout the rack with advanced functions for feedback.	**M-20-24**	High Density Dimming
lev-lok®	Leviton's revolutionary Lev-Lok® Modular Wiring Device System significantly reduces the installation time of switches and receptacles as compared to conventional wiring methods. The Lev-Lok® family of devices includes switches, receptacles, occupancy sensors, GFCIs and surge protective devices.	**A-15** **B-24-37** **D-9-11** **I-12-19**	Commercial Switches Commercial & Industrial Receptacles GFCI Receptacles Hospital Grade Devices
levNet RF™	LevNet RF™ is Leviton's easy-to-install, wireless Energy Harvesting solution. Using wireless and energy harvesting technologies developed and licensed from EnOcean, LevNet RF™ solutions are maintenance-free, saving ongoing labor and material costs while saving energy. Wireless and energy harvesting technology means no new wiring, external power, or batteries are required.	**N-36-43** **P-13-19**	Energy Harvesting Wireless Systems Energy Harvesting Wireless Systems
lumina™	Lumina™ energy management automation system systems make homes or work facilities more energy efficient, saving energy in each major category of consumption. The primary focus is to save money with sophisticated lighting and temperature control. The Lumina™ systems are similar to the Leviton Omni™ family, but do not include built-in security systems. Based on schedule or event, automate systems including security, access control, HVAC, lighting, irrigation, ventilation, pumps, fountains, window coverings, and more. Turn off lights, fans, water heaters, and pool pumps when the property is unoccupied. Control many technology protocols, refer to product listing for details.	**P-31-32** **P-41**	Lighting Control Temperature Control Monitoring
miniZ™	Daylight harvesting made simple in a compact box. The miniZ™ controller is a single, easily installed package featuring lighting control functions that include daylight harvesting and occupancy, photocell and time-clock integration.	**N-45-46**	Intelligent Daylight Management System
omni™	An Omni™ security & automation system includes the coordination of safety, energy management, and entertainment devices. The UL-Listed security and fire systems detect intrusion, smoke, fire, carbon monoxide, water, vehicles, and other hazards. Integrate video surveillance, access control, wireless door locks, and back-up communication devices for a property that's accessible from a tablet or smartphone. Based on schedule or event, automate systems including security, access control, HVAC, lighting, irrigation, ventilation, pumps, fountains, window coverings, and more. Turn off lights, fans, water heaters, and pool pumps when the property is unoccupied. Control many technology protocols, refer to product listing for details.	**P-24-26**	Security and Automation

Brand	Description	Page #(s)	Product
omnistat™	The most cost effective way to control energy usage is by managing the heating and cooling systems. Omnistat 2™ programmable communicating thermostats and Leviton load control modules add energy efficiency by adjusting temperatures, humidity levels, water heaters, table lamps, pumps, fans, and small appliances based on activity such as home, away, or vacation. Control gas, geothermal, radiant and many other energy sources. The ZigBee® wireless versions are ideal for managing the environment in new construction or retrofits in both residential and light commercial operations. Tie into an automation system for remote access and control via event like window opening.	**P-40-41** **P-43**	Thermostats Wireless
opt-X®	The Opt-X® selection of fiber enclosures, adapter plates, MTP cassettes, cable assemblies, and accessories has fiber connection and storage options for any project need. It includes rack- and wall-mount enclosure options and designs for both economical and high-end applications, with the option to build your own customized product. Opt-X® products simplify cable routing and organization and make for faster installations with pre-terminated systems.	**R-29** **R-44-49**	Enclosures & Panels Adapter Plates, Cassettes
powerswitch®	The Powerswitch® line of Safety Disconnect Switches, Manual Motor Controllers and Mechanical Interlocks are built to withstand the rigors of complex industrial environments. They are the ideal choice for environments with particulate laden air, environments that experience frequent washdowns, extreme temperature ranges and exposure to corrosive chemicals; all while addressing the needs of safety, reduced downtime and code compliance.	**A-30-36** **G-21-25**	Safety Disconnect Switches & Switched Enclosures Mechanical Interlocks
python®	The Python® line of hinged plugs and connectors were designed for quick assembly, durability and economy. Available in both industrial and hospital grades, OEMs and contractors alike will appreciate the ease of assembly without sacrificing quality and performance.	**B-48-49** **I-24**	Industrial Plugs & Connectors Industrial Hospital Plugs & Connectors
quickplate®	QuickPlate® wallplates are designed to distribute data, phone and TV connections. They facilitate a variety of connectivity solutions for both residential and office applications. This unique preassembled wallplate design provides quick and easy installation.	**Q-24**	Phone & Data Port Wallplates
quickport®	The QuickPort® system, Leviton's exclusive set of patch panels, connectors, wallplates, and surface-mount boxes, allows you to create the perfect mix of voice, data, video and audio. The QuickPort® family of connectors is compatible in any QuickPort® housing. This simple solution is ideal for any environment that has frequent moves, adds, and changes.	**B-17** **R-2-8** **R-10-11** **R-26** **R-36-37** **R-40** **R-57** **R-59** **Q-22-23**	Floor Jack Housing Connectors, Wallplates & Housings Wallplates & Housings Patch Panels A/V Connectivity MOS A/V Connectivity Fiber Adapters MOS Adapters & Blank Modules Wallplates
renoir™ II	Unparalleled performance and elegant aesthetics make Renoir™ II a highly functional, yet elegant solution for architectural dimming control. Choose from Preset Slide with Thin Heat Sink, Preset Slide with Standard Heat Sink, or Rotary with Standard Heat Sink. Use metal finishes and standard Leviton colors to mix and match your own distinctive look.	**L-47-54**	Commercial Architectural Wallbox Dimmers

Brand	Description	Page #(s)	Product
renu®	Renu® is the smart new way to update the look of a room in a snap, now and later. The Renu® collection includes switches, dimmers and outlets with faces you can update yourself whenever you're ready for a new look. Available in 20 popular paint colors, Renu® products can blend in or contrast with a room's walls or trim. Renu® turns the electrical device into a decorative, easy to change accessory.	**R-4** **R-5** **R-6** **R-7** **R-8-9** **R-12** **Q-21**	Switches Receptacles GFCI Devices Dimmers Wallplates Datacom Inserts and Adapter Ring Wallplates & Inserts
rhino-hide®	Rhino-Hide® high-amperage single pole connectors and receptacles are ideal for high-power connections in extreme environments, such as land-based oil-drilling and other temporary power distribution applications. They are capable of delivering up to 1,000 Volts AC or DC and up to 1,135 Amps of continuous power under the most extreme conditions.	**J-27-31**	Single Pole Connectors & Receptacles
sector®	Leviton's Sector® Intelligent Ballast and Lighting Control System combines several energy saving technologies — occupancy sensing, daylight harvesting and dimming — into one conveniently integrated system. This topology free system uses the same wiring type for all Sector® components and accessories making it one of the easiest lighting control systems to install. The Sector® family of products provides a scalable solution that offers maximum flexibility and maximum coverage in any application — from a single room to a campus of buildings.	**N-57-60**	Intelligent Digital Lighting Control System
smartlockPro®	SmartlockPro® brand offers a wide variety of Spec Grade and Hospital Grade GFCIs. All SmartlockPro® GFCIs are built with a patented reset lockout feature that blocks the Reset button if GFCI protection has been compromised.	**C-7** **D-3-6** **D-7** **D-8** **I-7-8** **I-18**	Decora® GFCI-Protected Combination Devices Slim Series GFCI with Professional Grade Lockout Heavy-Duty Spec Grade DIN-Rail Slim Series GFCI Receptacles GFCI Receptacles
spec-Grade™	When the specs call for quality sound, rely on Leviton's award-winning Spec-Grade™ Sound indoor and outdoor speakers for technical innovation and value.	**Q-27**	In-Wall/Ceiling Sound Speakers
structured media®	Leviton Structured Media® enclosures provide a convenient termination location for wiring home runs from wall outlets, creating a distribution point for voice, data, audio, and video applications.	**Q-2-8** **Q-14-15**	Enclosures Compact & Standard Panels
sureSlide®	Leviton's SureSlide® Decora® dimmers feature elegant styling that coordinates perfectly with the entire line of Decora® designer products. SureSlide® dimmers offer easy, precise slide control of lighting levels.	**L-7-8**	Decora® Dimmers & Fan Speed Controls
thread-Lock®	A comprehensive tool set for terminating any SC or ST Thread-Lock® connectors. Terminates both multimode and single-mode fiber.	**R-56**	Connectors & Housings
toggleTouch®	Leviton's ToggleTouch® dimmers offer Toggle-switch simplicity and intuitiveness, with digital dimmer elegance and control all wrapped in a clean, classic aesthetic that blends with any décor. Updated features include a color-matched touch plate.	**L-5**	Traditional Dimmers & Fan Speed Controls

Brand	Description	Page #(s)	Product
trimatron™	Leviton's Trimatron™ fan speed controls provide intuitive, full-range rotary control of ceiling fans-quietly.	**L-4**	Traditional Dimmers & Fan Speed Controls
true Touch®	Providing the most advanced touch-technology, Leviton's True Touch® dimmers provide full-range dimming with the touch of a finger, as well as one touch for ON at preset, again for OFF, and touch and hold to dim and brighten.	**L-12-13**	Decora® Dimmers & Fan Speed Controls
versi-Duct®	The Leviton Versi-Duct® system is a versatile cable management solution for copper and fiber installations. The innovative system fits on any standard equipment rack, and accessories enable a wide range of cable management configurations.	**R-64-65**	Cable Management
verifEye™	VerifEye™ delivers comprehensive submetering solutions for complete energy monitoring, measurement and management. The VerifEye™ portfolio includes a broad line of submeters, communication products, and software solutions for cost effective scalability and key integration as the building blocks for any energy management program.	**N-61-82**	Submetering Solutions
vertiGo®	Leviton's patented VertiGO® Zero-U Patch Panels offer unprecedented versatility for a wide range of installations. VertiGO® can share mounting hardware with servers or other existing equipment, and where traditional cabinet space is lacking, VertiGO® can be mounted to a ladder tray, wire basket, directly to the wall, under a raised floor, or even onto modular furniture.	**R-29**	Patch Panels
vizia +®	Leviton's Vizia +® lighting controls offer an elegant, design for the ultimate in visual and tactile appeal. Digital technology adds precise control with features such as fade on/fades off, selectable fade rates and LED timeout options. The eco-friendly energy save mode allows the user to decrease the maximum brightness level to reduce energy and extend bulb life. Vizia +® lighting controls are compatible with Leviton's legendary Decora® brand devices and screwless snap-on wall plates.	**L-14-16** **L-19**	Decora® Dimmers & Fan Speed Controls Decora® Programmable Digital Timer Switches
vizia RF +®	Vizia RF +® is the perfect image of "smart" lighting control, featuring Z-Wave® radio frequency technology and compatibility with Leviton's Decora® products. The robust radio frequency system offers one-touch control of lights and appliances, dramatic scene transitions, timed events and many desirable options that will enhance any home.	**P-2-11**	Home Automation
V-0-Max®	V-0-MAX® Industrial Grade Single Locking Receptacles are engineered for maximum performance with a UL 94 V-0 Flammability Rating. They provide for safe and uninterrupted operation of electrical equipment in demanding industrial, institutional and heavy duty commercial applications.	**E-4** **E-5-6** **E-7-13**	Locking Flush Receptacles Industrial Grade Black & White® 15A Locking Devices Industrial Grade Black & White® 20A & 30A Locking Devices
wetguard®	The Wetguard® family of watertight wiring devices consists of a comprehensive array of plugs, connectors, inlets, outlets, covers and an industry exclusive FD Box system that allows mounting of single-gang devices in multi-gang configurations.	**H-2-12**	Watertight Devices
zipline™	Engineered for commercial and institutional retrofits, Zipline™ is an industry-first lighting fixture retrofit solution that reduces installation time and eliminates wiring errors. Offering both complete fluorescent or LED retrofit options, Zipline™ requires fewer pieces, fewer connections and up to half the installation time.	**N-2-3** **N-4-5** **K-8-9**	Fluorescent Lighting Retrofit Solutions LED Platinum Retrofit System Fluorescent Lighting Retrofit Solutions

Leviton Manufacturing Co., Inc.
201 North Service Road, Melville, NY 11747-3138
Telephone: 1-800-323-8920
Fax: 1-800-832-9538
Tech Line: (8:30AM-7:00PM E.T. Monday-Friday) 1-800-824-3005

Leviton Manufacturing of Canada, Ltd.
165 Hymus Boulevard, Pointe Claire, Quebec H9R 1E9
Telephone: 1-800-469-7890
Fax: 1-800-563-1853

Leviton S. de R.L. de C.V.
Lago Tana 43, Mexico DF, Mexico CP 11290
Telephone: (+52) 55-5082-1040
Fax: (+52) 55-5386-1797
www.leviton.com.mx

Visit our website at **www.leviton.com**

© 2014 Leviton Manufacturing Co., Inc. All rights reserved. Subject to change without notice. C-754