

# Electric Floor Heating & Snow Melting Solutions



- Custom TapeMat<sup>®</sup>
- ShowerMat<sup>™</sup>
- TapeMat<sup>®</sup>
- WarmWire<sup>®</sup>
- UnderFloor<sup>™</sup> Mat
- SlabHeat<sup>®</sup>
- SunStat<sup>®</sup> Thermostats
- ProMelt<sup>®</sup> Mats
- ProMelt<sup>®</sup> Cable
- ProMelt<sup>®</sup> Controls
- ProMelt<sup>®</sup> Accessories

# Comfort, convenience & reliability

SunTouch® products are designed to add comfort, convenience and reliability to homes and commercial buildings. With SunTouch, you can choose from a full line of electric floor heating and snow melting solutions that are easy to use and install.



## Why Choose SunTouch?

- Flexible electric heating solutions for warming tile, stone, wood, carpet, laminate and other floor coverings
- Floor heating systems that cost only pennies a day to operate
- Product choices available for both new and retrofit construction
- Snow melting cables with polyurethane outer wire jacket for superior flexibility, abrasion and tear resistance
- Proven reputation with thousands of successful installations across North America
- World-class design, manufacturing and technical support with over 30 years in the floor heating business



[suntouch.com](http://suntouch.com)



**Custom TapeMat®** ..... 2

- Order mat to your exact floor plan
- Simply unroll to fit the space, no cuts or turns required




**ShowerMat™** ..... 3

- Simple solution for built-in shower floor heating
- Standard 36" x 60" & 48" x 48" sizes with 4" center drain cut-out



**TapeMat®** ..... 4

- Edged with easy-to-install double-sided tape
- Open-weave mesh allows mortar to easily bond with underlying material



**WarmWire®** ..... 6

- Can be installed under tile or stone in wet applications
- Fits rooms of all shapes & sizes



**UnderFloor™ Mat**..... 8

- No need to renovate the space, installs between floor joists to warm the floor above
- Works under any type of floor covering including naildown hard wood



**SlabHeat®** ..... 9

- Enough heat for either floor warming or space heating
- Installs over an existing slab in a “slab cap” or in a new slab




**SunStat® Thermostats & Relays** ..... 10

- Model options include energy saving schedules & touchscreen operation
- Dual voltage for 120 or 240 VAC, built in GFCI




**Electric Heating Accessories** ..... 11

- Common tools for electric floor heating installation



**ProMelt® Mats**..... 14

- Simplify electric snow melting installation with easy to install mats
- 2' or 3' wide rolls with 120, 208, 240 & 277 VAC model options



**ProMelt® Cable** ..... 16

- Complete flexibility to match stairs, curves & free-form shapes
- Spaced at 3" or 4" OC depending on required Watts per square foot



**ProMelt® Controls** ..... 18

- All-in-one or contactor & control combinations with automatic or manual operation
- In-slab or pole-mounted sensor options

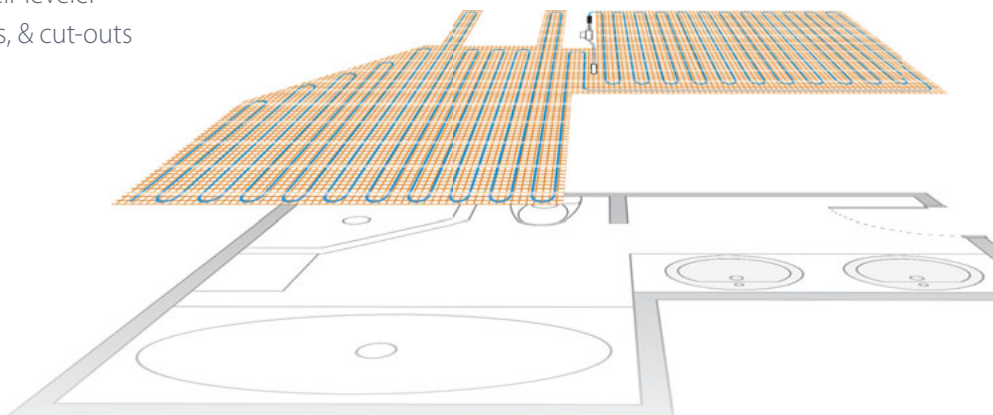


**ProMelt® Accessories** ..... 21

- Common items for electric snow melting installation

# The quickest installation option for electric floor heating

- Order mat to fit your exact floor plan, no cuts or turns required
- Simply unroll then apply thin-set or self-leveler
- Custom made to match curves, angles, & cut-outs
- UL listed at 12 watts/square foot



## How to Order Custom TapeMat

1. Send a complete drawing to [designs@wattswater.com](mailto:designs@wattswater.com) or call our design team toll-free at 1-888-432-8932 for assistance.
2. Drawing must include the following:
  - Complete, accurate dimensions of the area to be heated. Include all wall dimensions from start to finish around the perimeter of the room.
  - Thermostat location
  - Dimensions & locations of any obstructions in the heated area (vents, plug-ins, plumbing, cabinets, steps, etc.)
3. A design showing the Custom TapeMat layout will be faxed back for customer approval.
4. Once the design is approved, please send SunTouch a purchase order, including:
  - Custom TapeMat order number
  - Custom TapeMat project number
  - Customer's approved signature on the design drawing
5. Mats will ship within 3 business days of receipt of purchase order with the customer-approved, signed drawing.

### 120 VAC Custom TapeMat


Ft <sup>2</sup>	Order #	Model #	Amps
10	81016649	C12120010ST	1.0
15	81016650	C12120015ST	1.5
20	81016651	C12120020ST	2.0
25	81016652	C12120025ST	2.5
30	81016653	C12120030ST	3.0
35	81016654	C12120035ST	3.5
40	81016590	C12120040ST	4.0
45	81016655	C12120045ST	4.5
50	81016656	C12120050ST	5.0
60	81016565	C12120060ST	6.0
70	81016657	C12120070ST	7.0
80	81016658	C12120080ST	8.0

### 240 VAC Custom TapeMat

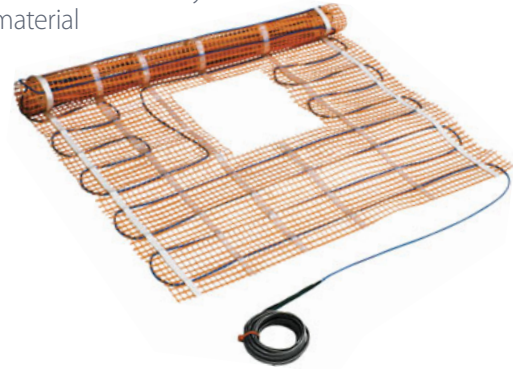
Ft <sup>2</sup>	Order #	Model #	Amps
20	81016659	C12240020ST	1.0
30	81016660	C12240030ST	1.5
40	81016661	C12240040ST	2.0
50	81016662	C12240050ST	2.5
60	81016663	C12240060ST	3.0
70	81016664	C12240070ST	3.5
80	81016665	C12240080ST	4.0
90	81016666	C12240090ST	4.5
100	81016667	C12240100ST	5.0
120	81016668	C12240120ST	6.0
140	81016669	C12240140ST	7.0
160	81016670	C12240160ST	8.0



# Add a touch of luxury to your tile shower installations



- Available in two sizes to fit standard shower bases
- Custom sizes available by ordering as a Custom TapeMat
- Open-weave mesh allows mortar to easily bond with underlying material
- Low, thin profile



## ShowerMat™

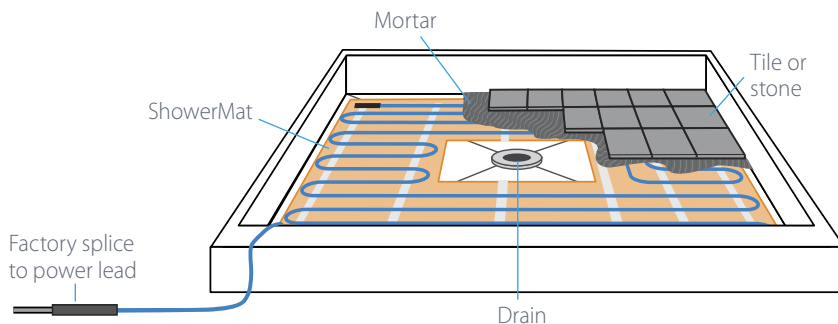
Tile & stone feel warm & soothing when installed over an operating ShowerMat. With this simple addition, you can improve comfort & floor surface drying times. ShowerMats are installed in thinset mortar above the shower pan liner. They can be individually controlled or operated by the same control as other floor heated areas of the bathroom. ShowerMats make it easy to install a separate heating system in the shower.

- Operated by any SunStat thermostat
- Secure to liner with glue gun or double-sided tape
- 4" center drain cut-out
- 10' power lead for installation outside of the shower
- 25-year limited warranty

### 120 VAC ShowerMat

Shower base size	Actual mat size	Order#	Model#	Amps
36" x 60"	28" x 52"	81017075	C12120010ST-S3660	1.0
48" x 48"	39" x 39"	81017076	C12120010ST-S4848	1.0

Other sizes are available by special order.



# Open weave design for easy, 1-step mortar installation

TapeMat®



- 1-step application with thin-set or self-leveler
- 1/8" thickness added to a typical tile installation
- Available in 2' & 3' roll widths
- Simple to adjust for curves, angles, & cutouts
- Double-sided tape adheres to subfloor for faster layouts
- UL listed at 12 watts/square foot



## How much SunTouch® TapeMat® should I order?

- Calculate the total wall-to-wall square footage of the room.
- Subtract the square footage of all built-ins (closets, tub, toilet, cabinets).
- Multiply the result by .9 and round down to the nearest 5 ft<sup>2</sup>.
- Select TapeMat to match roll width, voltage & square footage.

TapeMat is available in 2' & 3' roll widths with 120 VAC or 240 VAC power.

### 120 VAC TapeMat

	Size (L x W)	Ft <sup>2</sup>	Order#	Model#	Amps
2' Wide	5' x 2'	10	81002183	12000524ST	1.0
	7' 6" x 2'	15	81007233	12000724ST	1.5
	10' x 2'	20	81002197	12001024ST	2.0
	12' 6" x 2'	25	81007234	12001224ST	2.5
	15' x 2'	30	81002208	12001524ST	3.0
	17' 6" x 2'	35	81007235	12001724ST	3.5
	20' x 2'	40	81002217	12002024ST	4.0
	22' 6" x 2'	45	81007236	12002224ST	4.5
	25' x 2'	50	81002226	12002524ST	5.0
	30' x 2'	60	81002234	12003024ST	6.0
	35' x 2'	70	81002240	12003524ST	7.0
	40' x 2'	80	81002246	12004024ST	8.0
	45' x 2'	90	81018554	12004524ST	9.0
50' x 2'	100	81018555	12005024ST	10	
3' Wide	5' x 3'	15	81002184	12000536ST	1.5
	6' 9" x 3'	20	81002188	12000636ST	2.0
	8' 3" x 3'	25	81002194	12000836ST	2.5
	10' x 3'	30	81002200	12001036ST	3.0
	15' x 3'	45	81002209	12001536ST	4.5
	20' x 3'	60	81002220	12002036ST	6.0

### 240 VAC TapeMat

	Mat Size (L x W)	Ft <sup>2</sup>	Order#	Model#	Amps
2' Wide	10' x 2'	20	81002265	24001024ST	1.0
	15' x 2'	30	81002269	24001524ST	1.5
	20' x 2'	40	81002274	24002024ST	2.0
	25' x 2'	50	81002279	24002524ST	2.5
	30' x 2'	60	81002284	24003024ST	3.0
	35' x 2'	70	81002288	24003524ST	3.5
	40' x 2'	80	81002293	24004024ST	4.0
	45' x 2'	90	81002407	24004524ST	4.5
	50' x 2'	100	81002410	24005024ST	5.0
	60' x 2'	120	81002415	24006024ST	6.0
	70' x 2'	140	81002419	24007024ST	7.0
	80' x 2'	160	81002422	24008024ST	8.0
	90' x 2'	180	81018556	24009024ST	9.0
	100' x 2'	200	81018557	24010024ST	10
	3' Wide	10' x 3'	30	81002266	24001036ST
13' 3" x 3'		40	81002268	24001336ST	2.0
16' 9" x 3'		50	81002272	24001636ST	2.5
20' x 3'		60	81002277	24002036ST	3.0
30' x 3'		90	81002286	24003036ST	4.5
40' x 3'		120	81002406	24004036ST	6.0




# A winning combination

TapeMat® Kits include everything needed for a quick & simple floor warming installation.

## TapeMat Kits Include:

- 2' wide TapeMat
- SunStat® View Thermostat
- Extra Double-sided Tape
- LoudMouth™ Installation Monitor
- Installation Manual



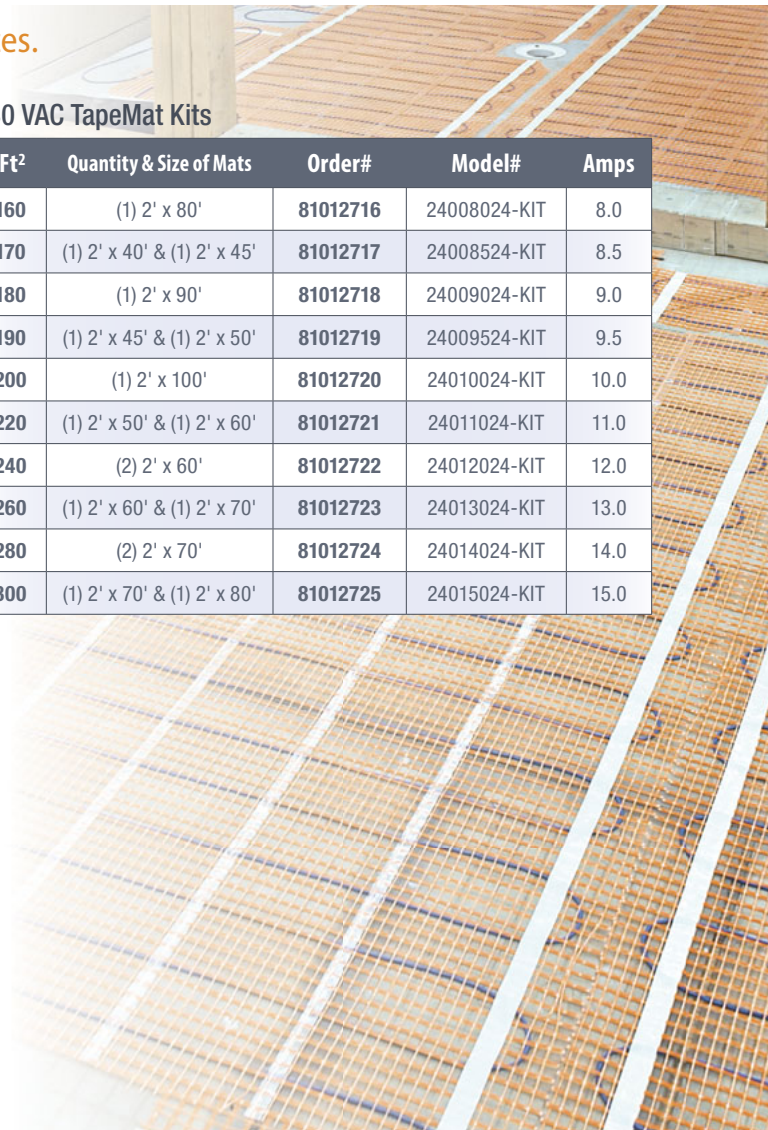
TapeMat Kits are available for a full range of room sizes.

### 120 VAC TapeMat Kits

Ft <sup>2</sup>	Quantity & Size of Mats	Order#	Model#	Amps
10	(1) 2' x 5'	81009684	12000524-KIT	1.0
15	(1) 2' x 7.5'	81009685	12000724-KIT	1.5
20	(1) 2' x 10'	81009686	12001024-KIT	2.0
25	(1) 2' x 12.5'	81009687	12001224-KIT	2.5
30	(1) 2' x 15'	81009688	12001524-KIT	3.0
35	(1) 2' x 17.5'	81009689	12001724-KIT	3.5
40	(1) 2' x 20'	81009690	12002024-KIT	4.0
45	(1) 2' x 22.5'	81009691	12002224-KIT	4.5
50	(1) 2' x 25'	81009692	12002524-KIT	5.0
60	(1) 2' x 30'	81009693	12003024-KIT	6.0
70	(1) 2' x 35'	81009694	12003524-KIT	7.0
80	(1) 2' x 40'	81009695	12004024-KIT	8.0
90	(1) 2' x 45'	81010512	12004524-KIT	9.0
100	(1) 2' x 50'	81010513	12005024-KIT	10.0
110	(1) 2' x 25' & (1) 2' x 30'	81010514	12005524-KIT	11.0
120	(2) 2' x 30'	81010515	12006024-KIT	12.0
130	(1) 2' x 30' & (1) 2' x 35'	81010516	12006524-KIT	13.0
140	(2) 2' x 35'	81010517	12007024-KIT	14.0
150	(1) 2' x 35' & (1) 2' x 40'	81010518	12007524-KIT	15.0


### 240 VAC TapeMat Kits

Ft <sup>2</sup>	Quantity & Size of Mats	Order#	Model#	Amps
160	(1) 2' x 80'	81012716	24008024-KIT	8.0
170	(1) 2' x 40' & (1) 2' x 45'	81012717	24008524-KIT	8.5
180	(1) 2' x 90'	81012718	24009024-KIT	9.0
190	(1) 2' x 45' & (1) 2' x 50'	81012719	24009524-KIT	9.5
200	(1) 2' x 100'	81012720	24010024-KIT	10.0
220	(1) 2' x 50' & (1) 2' x 60'	81012721	24011024-KIT	11.0
240	(2) 2' x 60'	81012722	24012024-KIT	12.0
260	(1) 2' x 60' & (1) 2' x 70'	81012723	24013024-KIT	13.0
280	(2) 2' x 70'	81012724	24014024-KIT	14.0
300	(1) 2' x 70' & (1) 2' x 80'	81012725	24015024-KIT	15.0



# The flexibility to fit any floor plan at a cost effective price

- Complete design freedom
- Wire is easily secured at 2.5", 3" or 3.5" spacing with CableStrap™
- Approved for shower installation where permitted by the local authority having jurisdiction (AHJ)
- Low profile



## WarmWire® Spools

WarmWire coverage depends on the selected wire spacing.

- 2.5" spacing is recommended for high heat loss areas like sunrooms or basement rec rooms.
- 3" spacing is recommended for kitchens, bathrooms, & living rooms over wood-framed subfloors.
- 3.5" spacing may be used in lower heat loss areas such as hallways.

### 120 VAC WarmWire

Heated Area (ft²)			Order#	Model#	Length	Amps
2.5" o.c. (14.4 W/ft²)	3" o.c. (12 W/ft²)	3.5" o.c. (10.3 W/ft²)				
8	10	12	81018061	120010WD-BST	39'	1.0
13	15	18	81018062	120015WD-BST	59'	1.5
17	20	24	81018063	120020WD-BST	78'	2.0
21	25	30	81018064	120025WD-BST	98'	2.5
25	30	36	81018065	120030WD-BST	117'	3.0
29	35	42	81018066	120035WD-BST	137'	3.5
34	40	48	81018067	120040WD-BST	157'	4.0
38	45	54	81018068	120045WD-BST	176'	4.5
42	50	60	81018069	120050WD-BST	196'	5.0
51	60	72	81018070	120060WD-BST	235'	6.0
59	70	84	81018071	120070WD-BST	274'	7.0
67	80	96	81018072	120080WD-BST	313'	8.0
76	90	108	81018073	120090WD-BST	352'	9.0
84	100	120	81018074	120100WD-BST	391'	10.0

Standard spacing

### 240 VAC WarmWire

Heated Area (ft²)			Order#	Model#	Length	Amps
2.5" o.c. (14.4 W/ft²)	3" o.c. (12 W/ft²)	3.5" o.c. (10.3 W/ft²)				
17	20	24	81018075	240020WD-BST	78'	1.0
25	30	36	81018076	240030WD-BST	117'	1.5
34	40	48	81018077	240040WD-BST	157'	2.0
42	50	60	81018078	240050WD-BST	196'	2.5
51	60	72	81018079	240060WD-BST	235'	3.0
59	70	84	81018080	240070WD-BST	274'	3.5
67	80	96	81018081	240080WD-BST	313'	4.0
76	90	108	81018082	240090WD-BST	352'	4.5
84	100	120	81018083	240100WD-BST	391'	5.0
101	120	144	81018084	240120WD-BST	470'	6.0
118	140	168	81018085	240140WD-BST	548'	7.0
135	160	192	81018086	240160WD-BST	626'	8.0
151	180	216	81018087	240180WD-BST	704'	9.0
168	200	240	81018088	240200WD-BST	783'	10.0

Standard spacing



# Select a Kit for easy ordering.



WarmWire® Kits make it easy to select products to match your installation.

### WarmWire Kits include:

- WarmWire Cable(s)
- SunStat® View Thermostat
- CableStrap™
- LoudMouth® Installation Monitor
- Double-sided Tape
- Installation Manual

\*WarmWire Kits larger than 300 ft<sup>2</sup> include a SunStat Relay II, as well as a SunStat View thermostat. These sizes are not packaged in full color boxes.

### 120 VAC WarmWire Kits

Heated Area (ft <sup>2</sup> )			Quantity & Size of Cables	Order#	Model#	Amps
2.5" o.c. (14.4 W/ft <sup>2</sup> )	3" o.c. (12 W/ft <sup>2</sup> )	3.5" o.c. (10.3 W/ft <sup>2</sup> )				
8	10	12	(1) 10 ft <sup>2</sup>	81018089	120010WD-BKIT	1.0
13	15	18	(1) 15 ft <sup>2</sup>	81018090	120015WD-BKIT	1.5
17	20	24	(1) 20 ft <sup>2</sup>	81018091	120020WD-BKIT	2.0
21	25	30	(1) 25 ft <sup>2</sup>	81018092	120025WD-BKIT	2.5
25	30	36	(1) 30 ft <sup>2</sup>	81018093	120030WD-BKIT	3.0
29	35	42	(1) 35 ft <sup>2</sup>	81018094	120035WD-BKIT	3.5
34	40	48	(1) 40 ft <sup>2</sup>	81018095	120040WD-BKIT	4.0
38	45	54	(1) 45 ft <sup>2</sup>	81018096	120045WD-BKIT	4.5
42	50	60	(1) 50 ft <sup>2</sup>	81018097	120050WD-BKIT	5.0
51	60	72	(1) 60 ft <sup>2</sup>	81018098	120060WD-BKIT	6.0
59	70	84	(1) 70 ft <sup>2</sup>	81018099	120070WD-BKIT	7.0
67	80	96	(1) 80 ft <sup>2</sup>	81018100	120080WD-BKIT	8.0
76	90	108	(1) 90 ft <sup>2</sup>	81018101	120090WD-BKIT	9.0
84	100	120	(1) 100 ft <sup>2</sup>	81018102	120100WD-BKIT	10.0
93	110	132	(1) 50 + (1) 60 ft <sup>2</sup>	81018103	120110WD-BKIT	11.0
102	120	144	(2) 60 ft <sup>2</sup>	81018104	120120WD-BKIT	12.0
110	130	156	(1) 60 + (1) 70 ft <sup>2</sup>	81018105	120130WD-BKIT	13.0
118	140	168	(2) 70 ft <sup>2</sup>	81018106	120140WD-BKIT	14.0
126	150	180	(1) 70 + (1) 80 ft <sup>2</sup>	81018107	120150WD-BKIT	15.0

Standard spacing

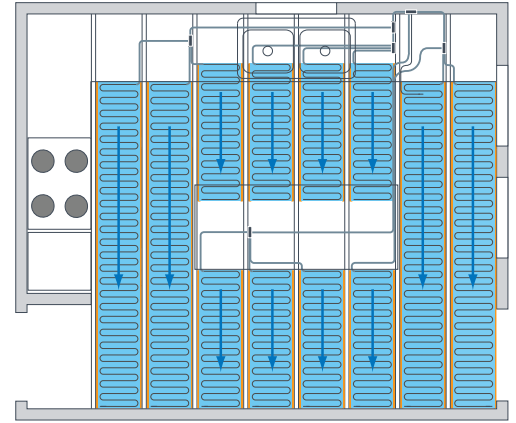
### 240 VAC WarmWire Kits

Heated Area (ft <sup>2</sup> )			Quantity & Size of Cables	Order#	Model#	Amps
2.5" o.c. (14.4 W/ft <sup>2</sup> )	3" o.c. (12 W/ft <sup>2</sup> )	3.5" o.c. (10.3 W/ft <sup>2</sup> )				
84	100	120	(1) 100 ft <sup>2</sup>	81018108	240100WD-BKIT	5.0
93	110	132	(1) 50 + (1) 60 ft <sup>2</sup>	81018109	240110WD-BKIT	5.5
101	120	144	(1) 120 ft <sup>2</sup>	81018110	240120WD-BKIT	6.0
110	130	156	(1) 60 + (1) 70 ft <sup>2</sup>	81018111	240130WD-BKIT	6.5
118	140	168	(1) 140 ft <sup>2</sup>	81018112	240140WD-BKIT	7.0
126	150	180	(1) 70 + (1) 80 ft <sup>2</sup>	81018113	240150WD-BKIT	7.5
135	160	192	(1) 160 ft <sup>2</sup>	81018114	240160WD-BKIT	8.0
143	170	204	(1) 80 + (1) 90 ft <sup>2</sup>	81018115	240170WD-BKIT	8.5
152	180	216	(2) 90 ft <sup>2</sup>	81018116	240180WD-BKIT	9.0
160	190	228	(1) 90 + (1) 100 ft <sup>2</sup>	81018117	240190WD-BKIT	9.5
168	200	240	(2) 100 ft <sup>2</sup>	81018118	240200WD-BKIT	10.0
185	220	264	(1) 100 + (1) 120 ft <sup>2</sup>	81018119	240220WD-BKIT	11.0
202	240	288	(2) 120 ft <sup>2</sup>	81018120	240240WD-BKIT	12.0
219	260	312	(1) 120 + (1) 140 ft <sup>2</sup>	81018121	240260WD-BKIT	13.0
236	280	336	(2) 140 ft <sup>2</sup>	81018122	240280WD-BKIT	14.0
253	300	360	(1) 140 + (1) 160 ft <sup>2</sup>	81018123	240300WD-BKIT	15.0
286	340	408	(1) 160 + (1) 180 ft <sup>2</sup>	*81018125	240340WD-BKIT	17.0
320	380	456	(2) 120 + (1) 140 ft <sup>2</sup>	*81018127	240380WD-BKIT	19.0
354	420	504	(3) 140 ft <sup>2</sup>	*81018129	240420WD-BKIT	21.0
388	460	552	(1) 140 + (2) 160 ft <sup>2</sup>	*81018131	240460WD-BKIT	23.0
421	500	600	(3) 120 + (1) 140 ft <sup>2</sup>	*81018133	240500WD-BKIT	25.0

Standard spacing

## Enjoy heated floors without replacing flooring.

- No need to replace flooring — installs between floor joists to warm the floor above
- Works under any type of flooring including nail down hardwood
- Up to 15°F warmer with hard-surface flooring
- Between 6°F and 10°F warmer with carpet



### UnderFloor™ Mats

These easy to install mats come in two widths for common joist spacing. For the best performance, follow the installation manual recommendations for insulating between joists under the mats.

#### 120 VAC UnderFloor Mat


	Size (L x W)	Order#	Model#	Amps
12" Wide	5' 6" x 12"	81007125	1200512U2ST	0.5
	8' x 12"	81007126	1200812U2ST	0.7
	10' 6" x 12"	81007127	1201012U2ST	0.9
	13' x 12"	81007128	1201312U2ST	1.1
	16' x 12"	81007129	1201312U2ST	1.3
16" Wide	4' x 16"	81006826	1200416U2ST	0.4
	6' x 16"	81006827	1200616U2ST	0.7
	8' x 16"	81006828	1200816U2ST	0.9
	9' 6" x 16"	81006829	1200916U2ST	1.1
	12' x 16"	81006830	1201216U2ST	1.3
	14' x 16"	81006831	1201416U2ST	1.6
	16' x 16"	81006832	1201616U2ST	1.8
	18' x 16"	81006833	1201816U2ST	2.0
	19' 6" x 16"	81006834	1201916U2ST	2.2

#### 240 VAC UnderFloor Mat

	Size (L x W)	Order#	Model#	Amps
12" Wide	10' 6" x 12"	81007134	2401012U2ST	0.4
	16' x 12"	81007135	2401612U2ST	0.7
16" Wide	8' x 16"	81006835	2400816U2ST	0.4
	12' x 16"	81006836	2401216U2ST	0.7
	16' x 16"	81006837	2401616U2ST	0.9
	19' 6" x 16"	81006838	2401916U2ST	1.1



# The comfort of radiant without the mechanical room



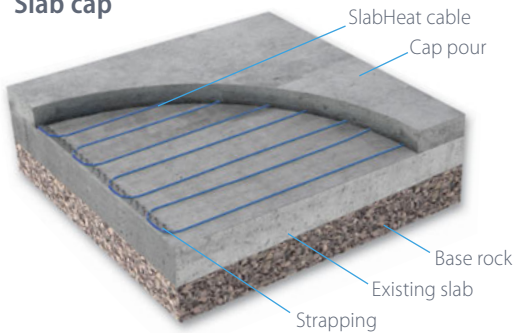
- Offers enough capacity for space heating (verify heat loss calculation with our technical team)
- Installs over an existing slab in a "slab cap" or in a new slab
- Comfortable, even heat without the drying effects of forced air
- Does not promote circulation of pathogens or allergens
- Silent, maintenance-free heat with no vents or duct-work
- Engineered to handle the rigors of any concrete installation
- Polyurethane outer jacket offers superior flexibility, abrasion and tear resistance

## SlabHeat®

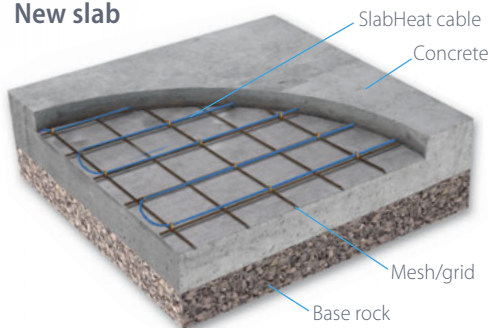
Regardless of the size, shape, or thickness of the concrete slab, SlabHeat is a simple way to provide the comfort of radiant heat. SlabHeat is engineered to produce enough BTUs to heat the slab, the space and the surface that people walk on.

- 4" on center (15 Watts/ft<sup>2</sup>) is typical for basement floor heating & high heat loss areas.
- 6" on center (10 Watts/ft<sup>2</sup>) is typical for basement floor warming & moderate heat loss areas.

### Slab cap



### New slab



### 120 VAC SlabHeat

Heated Area (ft <sup>2</sup> )		Length	Order#	Model#	Amps
4" o.c. (15 W/ft <sup>2</sup> )	6" o.c. (10 W/ft <sup>2</sup> )				
50	75	146'	81014956	SH15120050ST	6.3
66	98	193'	81014957	SH15120066ST	8.3
82	122	241'	81014958	SH15120082ST	10.3
100	149	294'	81014959	SH15120100ST	12.5
114	170	336'	81014960	SH15120114ST	14.3

Standard spacing

### 240 VAC SlabHeat

Heated Area (ft <sup>2</sup> )		Length	Order#	Model#	Amps
4" o.c. (15 W/ft <sup>2</sup> )	6" o.c. (10 W/ft <sup>2</sup> )				
100	149	294'	81014961	SH15240100ST	6.3
132	196	388'	81014962	SH15240132ST	8.3
164	243	483'	81014963	SH15240164ST	10.3
200	297	590'	81014964	SH15240200ST	12.5
228	339	673'	81014965	SH15240228ST	14.3

Standard spacing





# Complete your system with a SunStat® thermostat

- Model options include energy saving schedules & touchscreens
- Can operate 120 or 240 VAC systems
- Built-in GFCI improves safety
- Air & floor temperature sensing
- Solutions for systems from 10 ft<sup>2</sup> to 3000 ft<sup>2</sup>



## SunStat Thermostats & Relays

Get all the features you need to provide warmth when & where you want it! Simply select one thermostat for every area requiring individual control. Add SunStat Relays for areas that need more than 15 Amps of power. SunStats can be used with any of the electric floor warming systems in this brochure.



	View	Pro II	Relay II	Dial
Control one zone of heating	●	●	-	●
Expand area controlled by SunStat View & Pro II thermostats	-	-	●	-
Dual voltage for operating 120 or 240 VAC floor heating systems	●	●	●	●
Built-in GFCI (5 milliamp trip) & 15 amp relay	●	●	●	●
15' floor sensor included	●	●	-	●
Floor & air temperature sensing	●	●	-	●
Touchscreen display	●	-	-	-
Adjustable brightness	●	-	-	-
Adjustment with buttons	-	●	-	-
Adjustment with dial	-	-	-	●
Indicator light	-	-	●	●
Display settings in English, French or Spanish	●	-	-	-
7-day schedule	●	●	-	-
Vacation override	●	●	-	-
Temporary hold setting	●	●	-	-
Automatic daylight savings time	●	●	-	-
SmartStart technology	●	●	-	-
Usage monitor	●	●	-	-
Adjustment lock to prevent setting changes	●	●	-	-
Compatible with 500810 relay	●	●	-	-
<b>Order#</b>	<b>81014974</b>	<b>81014979</b>	<b>81014982</b>	<b>81009187</b>
<b>Model#</b>	<b>500750-SB</b>	<b>500775-SB</b>	<b>500810-BB</b>	<b>500710-SC</b>



## LoudMouth™ Installation Monitor

The LoudMouth monitors electric heating wire elements during the entire installation process and sounds an alarm if the heating elements are cut or damaged. Features include 9V battery power, on/off switch, indicator lights, test button & audible alarm.

**Order# 81007474**

**Model# 423250ST**



## TapeMat® Double-Sided Tape

36 yard length of extra double-sided tape

**Order# 81000051**

**Model# 423275ST**



## CableStrap™

CableStrap makes it easy to install WarmWire & SlabHeat at the desired spacing. Each 25 ft roll covers approximately 40 ft<sup>2</sup> to 50 ft<sup>2</sup> of heated floor area.

**Order# 81005523**

**Model# 321301ST**



## Floor Sensor

This SunStat compatible sensor provides accurate sensing of the floor temperature.

**Order# 81009178**

**Model# 500110**



With SunTouch, you can have a luxury floor heating system without the luxury price tag.

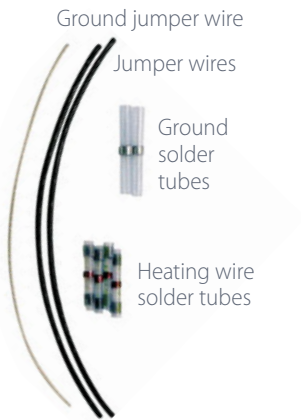


## CableTrowel™

CableTrowel is recommended for applying mortar over any SunTouch electric heating system. Consider using the 3/8" wide by 1/2" deep, U-shaped, notched CableTrowel for added peace of mind.

**Order# 81007407**

**Model# 300400ST**

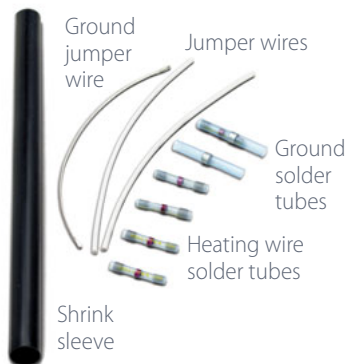


## Heating Wire Repair Kit for Custom TapeMat, TapeMat, UnderFloor Mat & WarmWire

Before ordering this kit consult with the factory to make sure it is suitable for the type of repair you are making. This kit is used for Custom TapeMat, TapeMat, UnderFloor Mat & WarmWire systems. Do not use it for ShowerMat, SlabHeat or ProMelt systems. Kit includes materials for one repair: 2 jumper wires, 1 ground jumper wire, 2 ground solder tubes, and 4 heating wire solder tubes. Detailed written instructions are included.

**Order# 81007142**

**Model# 200299ST**



## Heating Wire Repair Kit for SlabHeat

Before ordering this kit consult with the factory to make sure it is suitable for the type of repair you are making. This kit is used for SlabHeat systems. Kit includes materials to make one repair: 2 jumper wires, 1 ground jumper wire, 2 ground solder tubes, 4 heating wire solder tubes, and 1 shrink sleeve. Detailed written instructions are included.

**Order# 81012263**

**Model# 200400**



## Extra Long Power Leads

Contact us to order products with power leads that are longer than the standard length. We'll attach a custom power lead to fit your application.

### Custom TapeMat, TapeMat, ShowerMat, UnderFloor Mat & WarmWire

- Standard lead length is 10'
- 120 VAC or 240 VAC

### SlabHeat

- Standard lead length is 20'
- 120 VAC or 240 VAC

Consult factory to order.



# Safe, Reliable Electric Snow Melting

- Reduce liability & provide safe access for visitors.
- Eliminate the time & physical strain of shoveling.
- Melt snow without salt or chemicals.
- Prevent potential damage caused by clearing equipment.



## Why Choose a SunTouch® ProMelt® System?

- 60 standard sizes to better fit your projects
- Polyurethane outer wire jacket for superior flexibility, abrasion & tear resistance
- Better low-temperature stability than PVC products
- World-class design, manufacturing & technical support
- Assembled in USA & backed by a 10-year warranty



[suntouch.com](http://suntouch.com)



## Simplify electric snow melting installation

- Reduce installation time with these simple to install mats
- Mats eliminate the need to secure every row of cable
- Embed in concrete, asphalt or sand
- Use for snow melting & patio heating
- 2' or 3' wide rolls
- 120, 208, & 240 VAC model options
- Multiple mats can be controlled by one contactor

Simply unroll the mat and secure to rewire or rebar. ProMelt Mats offer the fastest install option for rectangular shaped areas.



### ProMelt offers a wide range of sizes to fit your project

Site-specific design calculations are recommended to ensure the system performs as expected. 38 Watt/ft<sup>2</sup> mats are typically used in milder climates. 50 Watt/ft<sup>2</sup> mats are better for colder climates & critical melting applications.

#### 120 VAC ProMelt Mats (38 Watts/ft<sup>2</sup>)

	Size (L x W)	Ft <sup>2</sup>	Order#	Model#	Amps
<b>2' Wide</b>	5' x 2'	10	81011665	SM3812000524	3.2
	10' x 2'	20	81011667	SM3812001024	6.3
	15' x 2'	30	81011669	SM3812001524	9.5
	20' x 2'	40	81011671	SM3812002024	12.7
	25' x 2'	50	81011673	SM3812002524	15.8
	30' x 2'	60	81011675	SM3812003024	19.0

#### 240 VAC ProMelt Mats (38 Watts/ft<sup>2</sup>)

	Size (L x W)	Ft <sup>2</sup>	Order#	Model#	Amps
<b>2' Wide</b>	10' x 2'	20	81014652	SM3824001024	3.2
	20' x 2'	40	81014653	SM3824002024	6.3
	30' x 2'	60	81014654	SM3824003024	9.5
	40' x 2'	80	81014655	SM3824004024	12.7
	50' x 2'	100	81014656	SM3824005024	15.8
	60' x 2'	120	81014657	SM3824006024	19.0

38 Watts/ft<sup>2</sup>  
(130 btu/h/ft<sup>2</sup>)

#### 208 VAC ProMelt Mats (50 Watts/ft<sup>2</sup>)

	Size (L x W)	Ft <sup>2</sup>	Order#	Model#	Amps
<b>2' Wide</b>	7' x 2'	14	81011593	SM5020800724	3.4
	11' x 2'	22	81011594	SM5020801124	5.3
	14' x 2'	28	81011595	SM5020801424	6.7
	18' x 2'	36	81011596	SM5020801824	8.7
	20' x 2'	40	81011597	SM5020802024	9.6
	24' x 2'	48	81011598	SM5020802424	11.5
	28' x 2'	56	81011599	SM5020802824	13.5
	34' x 2'	68	81011601	SM5020803424	16.3
	38' x 2'	76	81011602	SM5020803824	18.3
	42' x 2'	84	81011603	SM5020804224	20.2
	48' x 2'	96	81011604	SM5020804824	23.1

	Size (L x W)	Ft <sup>2</sup>	Order#	Model#	Amps
<b>3' Wide</b>	5' x 3'	15	81011605	SM5020800536	3.6
	10' x 3'	30	81011607	SM5020801036	7.2
	15' x 3'	45	81011610	SM5020801536	10.8
	20' x 3'	60	81011612	SM5020802036	14.4
	25' x 3'	75	81011614	SM5020802536	18.0
	30' x 3'	90	81011616	SM5020803036	21.6

50 Watts/ft<sup>2</sup>  
(170 btu/h/ft<sup>2</sup>)





## Selecting the correct size mat

- Select a voltage.
- Calculate the Watts/ft<sup>2</sup> required for system design.
- Calculate the ft<sup>2</sup> for each individually controlled zone.

### 240 VAC ProMelt Mats (50 Watts/ft<sup>2</sup>)

	Size (L x W)	Ft <sup>2</sup>	Order#	Model#	Amps
2' Wide	8' x 2'	16	81011617	SM5024000824	3.3
	12' x 2'	24	81011618	SM5024001224	5.0
	16' x 2'	32	81011619	SM5024001624	6.7
	20' x 2'	40	81011620	SM5024002024	8.3
	24' x 2'	48	81011621	SM5024002424	10.0
	28' x 2'	56	81011622	SM5024002824	11.7
	32' x 2'	64	81011623	SM5024003224	13.3
	36' x 2'	72	81011624	SM5024003624	15.0
	40' x 2'	80	81011625	SM5024004024	16.7
	44' x 2'	88	81011626	SM5024004424	18.3
	48' x 2'	96	81011627	SM5024004824	20.0
	52' x 2'	104	81011628	SM5024005224	21.7

3' Wide	5' x 3'	15	81011629	SM5024000536	3.1
	10' x 3'	30	81011631	SM5024001036	6.3
	15' x 3'	45	81011633	SM5024001536	9.4
	20' x 3'	60	81011635	SM5024002036	12.5
	25' x 3'	75	81011637	SM5024002536	15.6
	30' x 3'	90	81011639	SM5024003036	18.8
	35' x 3'	105	81011640	SM5024003536	21.9

50 Watts/ft<sup>2</sup>  
(170 btu/h/ft<sup>2</sup>)

277 VAC ProMelt Mats are available via Special Order only. Please allow additional lead time.





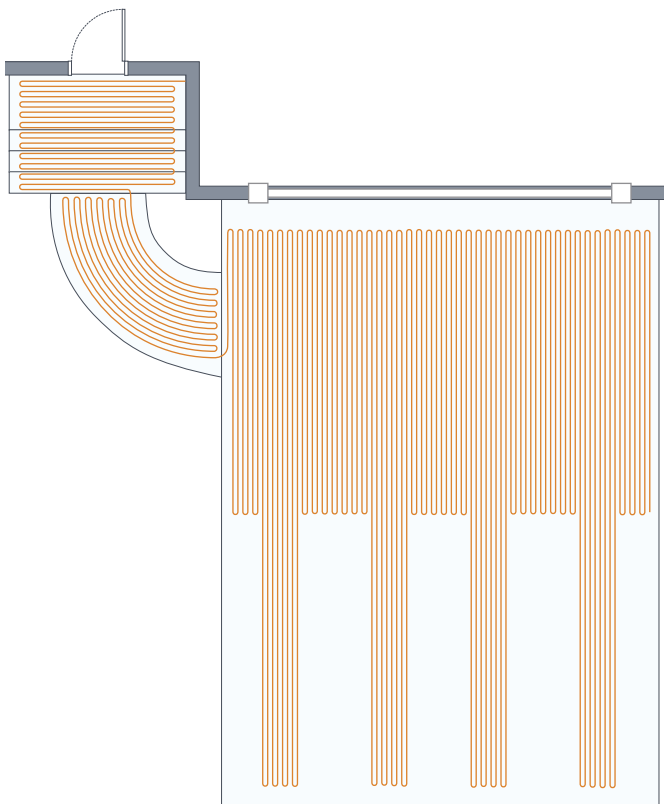
## Curves, stairs, custom shapes — no problem

- Best option for stairs, curves & free-form areas
- Easily attached to rebar or rewire with ties
- Secures to existing concrete with CableStrap for patio heating applications
- For use with concrete, pavers, asphalt or tile
- Cable spaced at 3" OC for 50 Watts/ft<sup>2</sup> output or 4" OC for 38 Watts/ft<sup>2</sup>
- Select from 120, 208 or 240 VAC cables
- Multiple cables controllable by one contactor



### ProMelt® Cable

ProMelt Cable offers full flexibility in design. Cables are spaced at either 3" or 4" on center depending on the required heating output. The typical 3" spacing provides 50 Watts/ft<sup>2</sup> (170 btu/ft<sup>2</sup>). For milder climates, the 4" (38 Watt/ft<sup>2</sup>) spacing may be considered. Site specific design calculations are recommended to ensure the system will perform as expected.



#### 120 VAC Cable

Coverage (ft <sup>2</sup> )		Length	Order#	Model#	Amps
3" o.c. (50 W/ft <sup>2</sup> )	4" o.c. (38 W/ft <sup>2</sup> )				
8	10	29'	81011367	SC50120008	3.3
15	20	59'	81011369	SC50120015	6.3
20	26	78'	81011370	SC50120020	8.3
30	39	118'	81011373	SC50120030	12.5
40	53	158'	81011376	SC50120040	16.7
53	69	208'	81011378	SC50120053	22.1



## Cable Selection

- Calculate the required Watts per square foot.
- Select a spacing option that will provide enough output for the expected performance of the snow melt system.
- Calculate the total area to be melted for each individually controlled zone.
- Determine which voltage will be used.
- Select a cable long enough to cover the melting area.

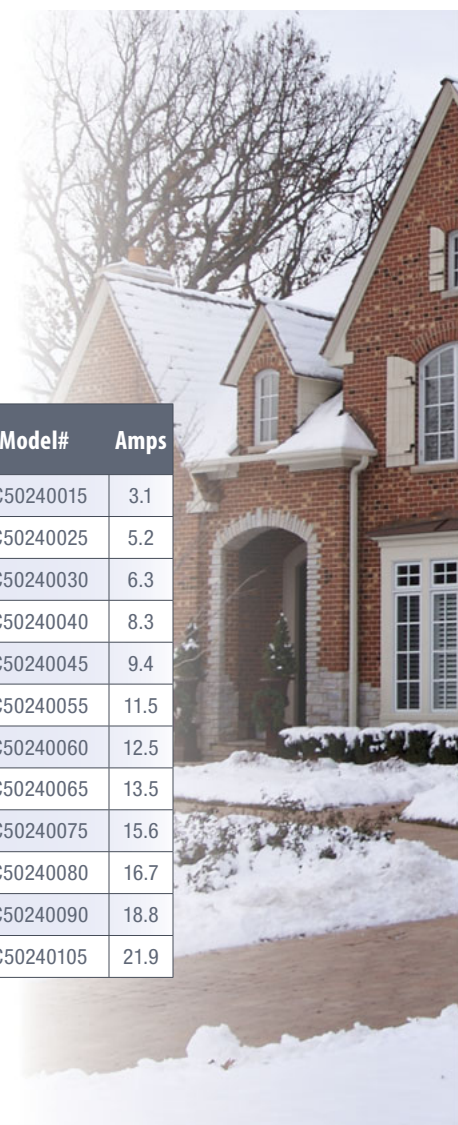
### 208 VAC Cable

Coverage (ft <sup>2</sup> )		Length	Order#	Model#	Amps
3" o.c. (50 W/ft <sup>2</sup> )	4" o.c. (38 W/ft <sup>2</sup> )				
14	19	55'	81011408	SC50208014	3.4
20	26	78'	81011416	SC50208020	4.8
30	39	118'	81011417	SC50208030	7.2
35	46	138'	81011418	SC50208035	8.4
40	53	158'	81011383	SC50208040	9.6
45	59	178'	81011384	SC50208045	10.8
55	72	218'	81011385	SC50208055	13.2
60	79	238'	81011386	SC50208060	14.4
65	85	257'	81011387	SC50208065	15.6
75	98	297'	81011388	SC50208075	18.0
80	105	317'	81011389	SC50208080	19.2
90	118	357'	81011390	SC50208090	21.6

### 240 VAC Cable

Coverage (ft <sup>2</sup> )		Length	Order#	Model#	Amps
3" o.c. (50 W/ft <sup>2</sup> )	4" o.c. (38 W/ft <sup>2</sup> )				
15	20	59'	81011391	SC50240015	3.1
25	33	98'	81011392	SC50240025	5.2
30	39	118'	81011393	SC50240030	6.3
40	53	158'	81011394	SC50240040	8.3
45	59	178'	81011395	SC50240045	9.4
55	72	218'	81011396	SC50240055	11.5
60	79	238'	81011397	SC50240060	12.5
65	85	257'	81011398	SC50240065	13.5
75	98	297'	81011399	SC50240075	15.6
80	105	317'	81011400	SC50240080	16.7
90	118	357'	81011401	SC50240090	18.8
105	137	417'	81011402	SC50240105	21.9

277 VAC ProMelt Cables are available via Special Order only. Please allow additional lead time.





## Safe, reliable control for ProMelt systems

- Compatible with ProMelt Cables & Mats
- Automatic & manual melting options
- Pole-mount, in-slab or surface-mount sensing
- Control options from 30 to 200 Amps per unit
- 'All-in-one' control for smaller systems
- 24 VAC control with connection to ContactorPro for larger systems



### Select the best control package for your installation.

- Total the Amps of the Mat & Cable for each zone before comparing control options.
- Zones with less than 60 Amps can use an all-in-one control solution (PM-2C or PM-5).
- The PM-L1 to L3 & PM-519 kits connect to a ContactorPro panel to control zones of any size.

System Size	Operation	Sensor	Control	Required	Recommended
Up to 30 Amp	Automatic start/timed stop melting	Pole-Mount	PM-2C	-	PM-DP
Up to 60 Amp	Automatic start/timed stop melting	Pole-Mount	PM-5	-	PM-DP
Any Size	Automatic start & stop melting with slab temperature control	Surface-Mount	PM-L3	ContactorPro Panel	-
Any Size	Automatic start/timed stop melting	Pole-Mount	PM-L2	ContactorPro Panel	-
Any Size	Manual start & stop melting with slab temperature control	In-Slab	PM-L1	ContactorPro Panel	-
Any Size	Outdoor patio heating (no snow melting)	In-Slab	PM-519	ContactorPro Panel	-



Sensor at top of control

### ProMelt Snow Sensor Control PM-2C

The PM-2C operates on line voltage with a 30 Amp capacity. This all-in-one control includes a snow sensor on the top-facing side. Features include automatic or manual operation, adjustable trigger temperature and an adjustable drying cycle.

**Order# 81011699**

**Model# 300600**

### ProMelt Snow Sensor Control PM-5

The PM-5 operates on line voltage with a 60 Amp capacity. This all-in-one control includes a snow sensor on the top facing side. Features include automatic or manual operation, adjustable trigger temperature and an adjustable drying cycle.

**Order# 81014247**

**Model# 300580**





### ProMelt Snow Melting Control Kit PM-L3

The PM-L3 kit provides the best combination of efficiency & automated operation. Kit includes a touch screen control, surface-mounted snow/ice sensor with socket & outdoor temperature sensor. This control combination reduces the cost of snow melting by operating at the lowest possible temperature to melt snow & ice. A ContactorPro panel is required to provide power for the mats, cables & control.

**Order# 81018910**      **Model# 300160**



### ProMelt Snow Melting Control Kit PM-L2

The PM-L2 kit provides automatic start & timed stop operation for an electric snow melting system. The kit includes an easy-to-use touch screen control, a pole-mounted snow sensor & outdoor temperature sensor. A ContactorPro panel is required to provide power for the mats, cables & control.

**Order# 81018911**      **Model# 300161**



### ProMelt Snow Melting Control Kit PM-L1

The PM-L1 kit offers manual operation & monitoring of a snow melting system using a touch-screen control. The PM-L1 Kit reduces the cost of snow melting by operating the system using the lowest possible temperature required to clear snow & ice. Kit includes control, slab sensor and outdoor temperature sensor. A ContactorPro panel is required to provide power for the mats, cables & control.

**Order# 81018912**      **Model# 300162**



### ProMelt Outdoor Heating Control Kit PM-519

Extend the patio season with ProMelt mats or cables. This control has a sensing range of -58°F to 140°F (-50°C to 60°C), and an adjustment range from 40 to 122°F (4.5 to 50°C). The included PM-072 sensor is used to measure the temperature under the heated outdoor slab or paver surface.

**Order# 81018840**      **Model# 300152S**

*PM-L1, PM-L2, PM-L3 & PM-519  
Kits Available Spring 2015*

### ProMelt ContactorPro Panels

Control systems of any size when connected to a compatible ProMelt Control. ContractorPro Panels are available in 50, 100 and 200 Amp models to operate systems with 120, 208, 240 or 277 VAC power. Panels include a 'System On' indicator light & manual override dial with a 4-hour timer. A built-in 24 VAC transformer provides power to the connected control. Each NEMA Type 1 panel measures 12" wide by 12" high by 4" deep & includes knockouts for conduit.



ContactorPro Panel	CP-50	CP-100	CP-200
Built-in Amp capacity	50	100	200
Order#	81012215	81012216	81012217
Model#	300050	300100	300200



### Outdoor Sensor PM-070

Replacement model for outdoor sensor included with the ProMelt control kits.

**Order# 81018904**      **Model# 300070**



### Slab Sensor PM-072

This weather-resistant sensor is designed for installation in conduit within a concrete slab or in mortar between pavers.

**Order# 81018905**      **Model# 300072**



### Snow / Ice Sensor PM-090

Detects the presence of snow & ice to enable fully automatic melting operation. Install within a Sensor Socket 091 once the surface is finished. Comes with 65' (20m) of wire.

**Order# 81018906**      **Model# 300090**



### Sensor Socket PM-091

This socket includes an insert that keeps the socket free of debris during concrete or asphalt finishing. Secure conduit to cutout area to allow for installation of the Snow/Ice Sensor 090 once the surface is finished.

**Order# 81018907**      **Model# 300091**



### Snow Sensor PM-095

The PM-095 enables automatic start/timed stop operation when connected to a Snow Melting Control PM-653. This pole-mounted sensor is commonly used in systems that require a sensor to be installed after the snow melt surface is finished.

**Order# 81018908**      **Model# 300095**



### ProMelt Display Panel PM-DP

Connect to ProMelt PM-2C or PM-5 Snow Sensor Controls for remote adjustment & monitoring of the system. Panel includes buttons to switch between manual on, standby (off) & automatic operation. The ProMelt Display Panel also provides a connection for home automation systems to enable melting operation.

**Order# 81012360**      **Model# 300650**



## Snow Melting Plaque

Permanent aluminum plaque to indicate where a snow melting system has been installed.

**Order# 81012381**      **Model# 100123**



## Cable Ties

6" cable ties are used to tie ProMelt Mat & Cable to rewire or rebar. 100 ties are included in a package.

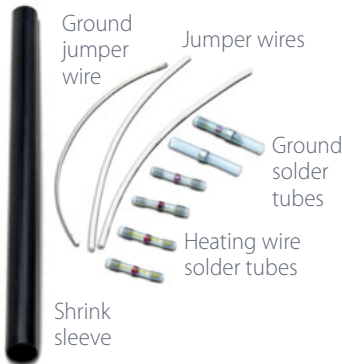
**Order# 81012001**      **Model# 321400**



## CableStrap™

CableStrap makes it easy to install WarmWire & SlabHeat at the desired spacing. Each 25 ft roll covers approximately 40 ft<sup>2</sup> to 50 ft<sup>2</sup> of heated area.

**Order# 81005523**      **Model# 321301ST**



## Heating Wire Repair Kit for SlabHeat & ProMelt

Before ordering this kit consult with the factory to make sure it is suitable for the type of repair you are making. This kit is used for SlabHeat & ProMelt systems. Kit includes materials to make one repair: jumper wires, 1 ground jumper wire, 2 ground solder tubes, 4 heating wire solder tubes, and 1 shrink sleeve. Detailed written instructions are included.

**Order# 81012263**      **Model# 200400**

## Extra Long Power Leads

Contact us to order products with power leads that are longer than the standard length. We'll attach a custom power lead to fit your application.

### SlabHeat

- Standard lead length is 20'
- 120 VAC or 240 VAC

### ProMelt Mats & Cables

- Standard lead length is 20'
- 120 VAC, 208VAC, 240 VAC & 277 VAC

Consult factory to order.



### ⚠ CAUTION

This brochure is not intended to provide full installation instructions and safety information. In order to avoid property damage or injury, please refer to the complete installation manual and product safety information provided with the product.





### Full-Size Display Tower

Maximize TapeMat & WarmWire kit visibility with this full height, small footprint display tower. This tower offers enough shelf space to showcase both kit types with a heated tile display.

**Order# 81010401**



### Heated Tile Display

How warm does a heated tile feel? Let customers feel the difference for themselves with this countertop heated tile display.

**Order# 81002504**



### Half-Size Display Tower

Smaller display gives an attractive sales focus to WarmWire & TapeMat kits.

**Order# 81011474**

Showcase floor heating with promotional displays from SunTouch.



A Watts Water Technologies Company

**USA:** Tel: (888) 432-8932 • Fax: (417) 831-4067 • [suntouch.com](http://suntouch.com)

**Canada:** Tel: (888) 208-8927 • Fax: (905) 332-7068

**Latin America:** Tel: (52) 81-1001-8600 • Fax: (52) 81-8000-7091