



SunTouch

Product Catalog

Tape Mat



Warm Wire




UnderFloor



SlabHeat Cable



ProMelt Mat



ProMelt Cable



suntouch.com

SunTouch: more

SunTouch products are designed and made in the United States.

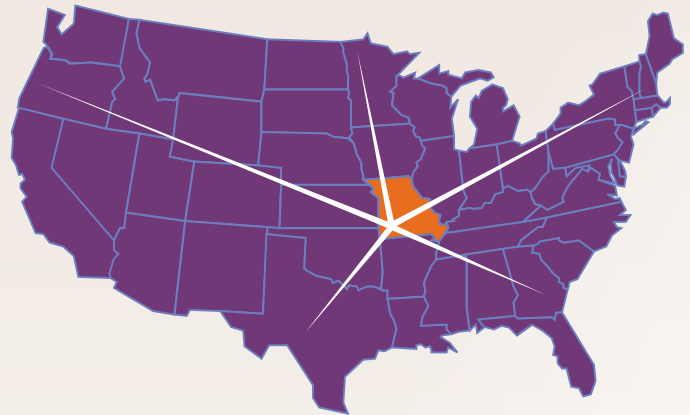
With SunTouch, you'll find more options, more sources, more support, and more satisfaction. Our 140,000 square foot, **ISO 9001:2008** registered manufacturing facility is located in Springfield, Missouri USA. We do research & development, assembly, manufacturing, order fulfillment, factory training, technical services, customer service, accounting, quality control, software development and marketing on-site.

Why SunTouch?

Customers love to be warm. They spend lots of time in kitchens and bathrooms and they want to be comfortable. Electric radiant floors are easy to explain, install, and enjoy. In addition to warming floors, a properly planned SunTouch floor can be used to heat an area. Because SunTouch systems come in many sizes, they fit almost any budget.

Surfaces such as driveways, steps, sidewalks and patios are dangerous when covered with snow and ice. Your customers will love a maintenance free solution to clearing these surfaces. Our ProMelt Mats and Cables are easy to install and you don't need a mechanical room.

You can rest assured that SunTouch builds a better, longer-lasting product than anyone. We're extremely proud of our high quality and safety, and that's reflected through our ISO 9001:2008 registered facility. In addition, we have been in the radiant heating and snow melting business for over 25 years - making us unique amongst our competition. We are the radiant experts.



Affiliations:



Code Listings and Standards



ways to warm floors heat rooms & melt snow

NEW

SunTouch TapeMat™

Roll out SunTouch mats over the floor, shape them to fit the room and cover them with thin-set or self-leveling mortar. With the new double sided tape, the mat sticks right to the floor offering one step installation.



WarmWire® Cable

WarmWire is built with a tough, water-proof outer jacket. It has lower material cost compared to SunTouch TapeMat and offers more flexibility in installation for non-standard room layouts.



UnderFloor™ Mats

Install SunTouch UnderFloor mats between floor joists to warm the floor above. They work under any floor covering, including nail-down hardwood flooring. These mats work great for remodeling.



NEW

SlabHeat™ Cables

SlabHeat cables can be used to heat a room or an entire structure. The cables install directly in the slab before it is poured, so they work well as a primary heat source while offering the ability to control heat room by room.



ProMelt® Cables & Mats

ProMelt snow melting mats and cables clear snow and ice to make walking and driving safer. They install in concrete, asphalt, stone or brick, and even under exterior tiles. Melt your troubles away!



SunTouch TapeMats™

NEW

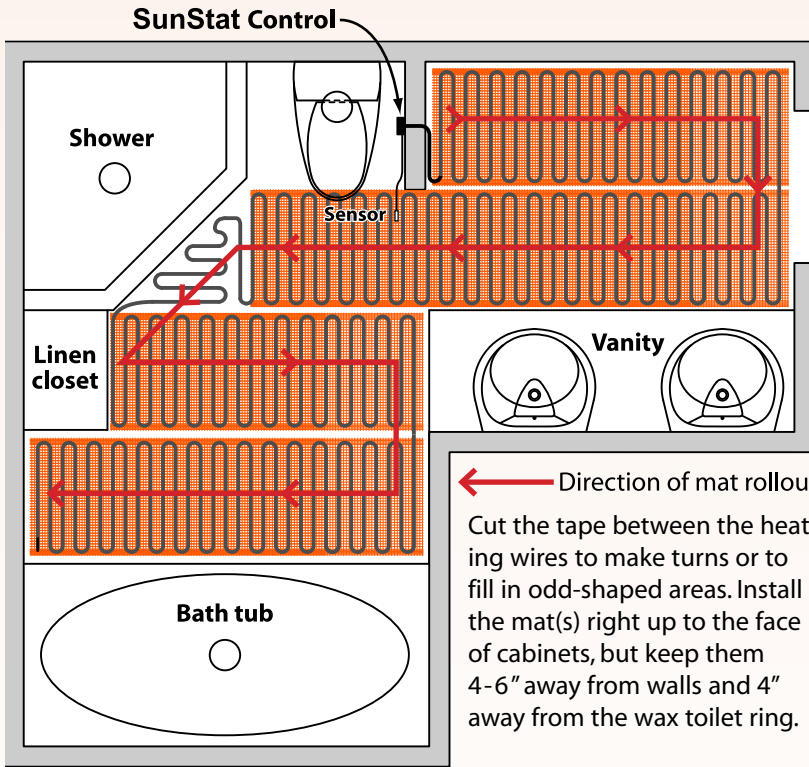


Roll out mat and secure to the floor using new adhesive strips.



Trowel thin-set and set tile.

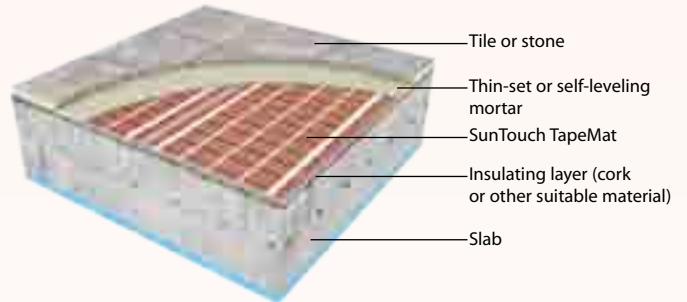
SunTouch TapeMat Bathroom Layout Bathroom Total Area = 80 sq.ft. One Mat = 40 sq.ft. (2 ft. x 20 ft.)



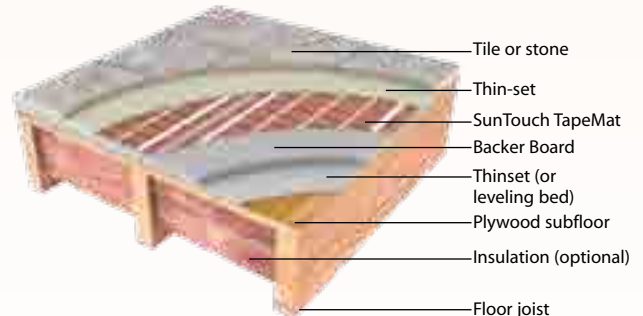
SunTouch mats have a long history of being the safest and easiest-to-install heating mats in the industry. With the addition of double-sided tape and a mesh that lays flatter, TapeMats are easier to install than ever. TapeMats are Listed by UL® for the U.S. and Canada, and are manufactured in Springfield, MO in an ISO 9001:2008 registered facility. All mats have the “S-pattern” wire construction and produce 12 watts/sq. ft. (41 Btu/hr/sq. ft.), which is enough to heat many spaces. SunTouch offers the largest selection of mats in the industry with 36 sizes manufactured in two widths (2 ft. and 3 ft. wide) in lengths covering up to 160 sq. ft. Just a few benefits are:

- 1. New adhesive strips** speed up the installation process by allowing either side of the mat to be “stuck” to the floor.
- 2. TapeMats lay out flatter** for easier troweling.
- 3. The industry’s first thin, open-weave construction** allows thin-set or self-leveling mortar to flow through the mat and easily bond with the underlying material. This one-step application adds only 1/8” thickness over a normal tile installation.
- 4. The industry’s first single power lead construction** makes mats easy to install and simpler to connect to the control.
- 5. The industry’s highest-quality heating wire** using ETFE high-temperature insulation, XLPE (PEX) jacket, and oxygen-free copper heating elements for corrosion resistance, temperature resistance, abrasion resistance, and longevity.
- 6. The industry’s first twisted, twin-wire construction** creates ultra-low EMF.
- 7. 120-VAC and 240-VAC models** available for small residential to large commercial applications.
- 8. The industry’s only shielded and fully grounded** 10-ft. power lead provides safety and jobsite durability. Power leads are color-coded for 120 VAC or 240 VAC.

SunTouch TapeMat in thin-set mortar over slab



SunTouch TapeMat in thin-set on backer board on frame floor



It's easy to design a SunTouch floor heating system.

Evaluate how many square feet of floor to be heated. Do not put under cabinets or appliances. Leave your SunTouch TapeMat at least 4" away from the toilet wax ring and 4"-6" away from walls. Do install up to the toe-kick in front of kitchen or bath cabinets, and in front of a toilet and/or shower and tub, so toes will stay warm.

Select one mat, or a combination of mats, to fill the area. Remember, multiple mats of the same voltage can be wired together to fill larger areas.

How much SunTouch should I order?

- 1. Calculate total wall-to-wall area of the room.** Subtract the square footage of all built-ins (tub, toilet, cabinets, etc.).
(Total area – built-ins) = (____ - ____) = ____ sq. ft.
- 2. Multiply this area by 0.90.** Round down to the nearest 5 sq. ft. This is the heated area.
____ x 0.90 = ____ sq. ft. of heated area.
- 3. Select the appropriate mat(s)** based on the square footage of heated area, from the tables below, or choose one of our SunTouch TapeMat Kits on page 8.



3-ft.-wide mats		120 VAC				
Mat Square Footage	Mat Size (W x L)	Order Number	Model Number	Amp Draw	REET Value*	Ship Wt. (lb.)
15	3' x 5'	81002184	12000536ST	1.5	0.13	4
20	3' x 6'-8"	81002188	12000636ST	2.0	0.13	4
25	3' x 8'-4"	81002194	12000836ST	2.5	0.10	5
30	3' x 10'	81002200	12001036ST	3.0	0.06	5
45	3' x 15'	81002209	12001536ST	4.5	0.11	7
60	3' x 20'	81002220	12002036ST	6.0	0.13	9



2-ft.-wide mats		120 VAC				
Mat Square Footage	Mat Size (W x L)	Order Number	Model Number	Amp Draw	REET Value*	Ship Wt. (lb.)
10	2' x 5'	81002183	12000524ST	1.0	0.11	3
15	2' x 7'-6"	81007233	12000724ST	1.5	0.13	4
20	2' x 10'	81002197	12001024ST	2.0	0.13	4
25	2' x 12'-6"	81007234	12001224ST	2.5	0.10	5
30	2' x 15'	81002208	12001524ST	3.0	0.06	5
35	2' x 17'-6"	81007235	12001724ST	3.5	0.13	6
40	2' x 20'	81002217	12002024ST	4.0	0.10	6
45	2' x 22'-6"	81007236	12002224ST	4.5	0.11	7
50	2' x 25'	81002226	12002524ST	5.0	0.14	7
60	2' x 30'	81002234	12003024ST	6.0	0.13	9
70	2' x 35'	81002240	12003524ST	7.0	0.13	11
80	2' x 40'	81002246	12004024ST	8.0	0.19	13



3-ft.-wide mats		240 VAC				
Mat Square Footage	Mat Size (W x L)	Order Number	Model Number	Amp Draw	REET Value*	Ship Wt. (lb.)
30	3' x 10'	81002266	24001036ST	1.5	0.13	5
40	3' x 13'-4"	81002268	24001336ST	2.0	0.13	6
50	3' x 16'-8"	81002272	24001636ST	2.5	0.10	7
60	3' x 20'	81002277	24002036ST	3.0	0.06	9
90	3' x 30'	81002286	24003036ST	4.5	0.11	15
120	3' x 40'	81002406	24004036ST	6.0	0.13	19



2-ft.-wide mats		240 VAC				
Mat Square Footage	Mat Size (W x L)	Order Number	Model Number	Amp Draw	REET Value*	Ship Wt. (lb.)
20	2' x 10'	81002265	24001024ST	1.0	0.11	4
30	2' x 15'	81002269	24001524ST	1.5	0.13	5
40	2' x 20'	81002274	24002024ST	2.0	0.13	6
50	2' x 25'	81002279	24002524ST	2.5	0.10	7
60	2' x 30'	81002284	24003024ST	3.0	0.06	9
70	2' x 35'	81002288	24003524ST	3.5	0.13	11
80	2' x 40'	81002293	24004024ST	4.0	0.10	13
90	2' x 45'	81002407	24004524ST	4.5	0.11	15
100	2' x 50'	81002410	24005024ST	5.0	0.14	17
120	2' x 60'	81002415	24006024ST	6.0	0.13	19
140	2' x 70'	81002419	24007024ST	7.0	0.13	21
160	2' x 80'	81002422	24008024ST	8.0	0.19	23

1-ft.-wide mats		120 VAC				
Mat Square Footage	Mat Size (W x L)	Order Number	Model Number	Amp Draw	REET Value*	Ship Wt. (lb.)
10	1' x 10'	81002205	12001012ST	1.0	0.11	3
15	1' x 15'	81002206	12001512ST	1.5	0.13	4
20	1' x 20'	81002207	12002012ST	2.0	0.11	4
25	1' x 25'	81002224	12002512ST	2.5	0.10	5

All 1'-wide Heating Mats have been discontinued

* The REET values listed above are 200% below daily exposure levels of the average U.S. citizen as reported by the National Institute of Environmental Health Sciences (NIEHS). Values are average electromagnetic field in milligauss, measured 1/2" above heating element. For more information about EMF and REET testing, please visit www.suntouch.com.



TapeMat is UL listed for installation in shower floors and benches. See manual for details.



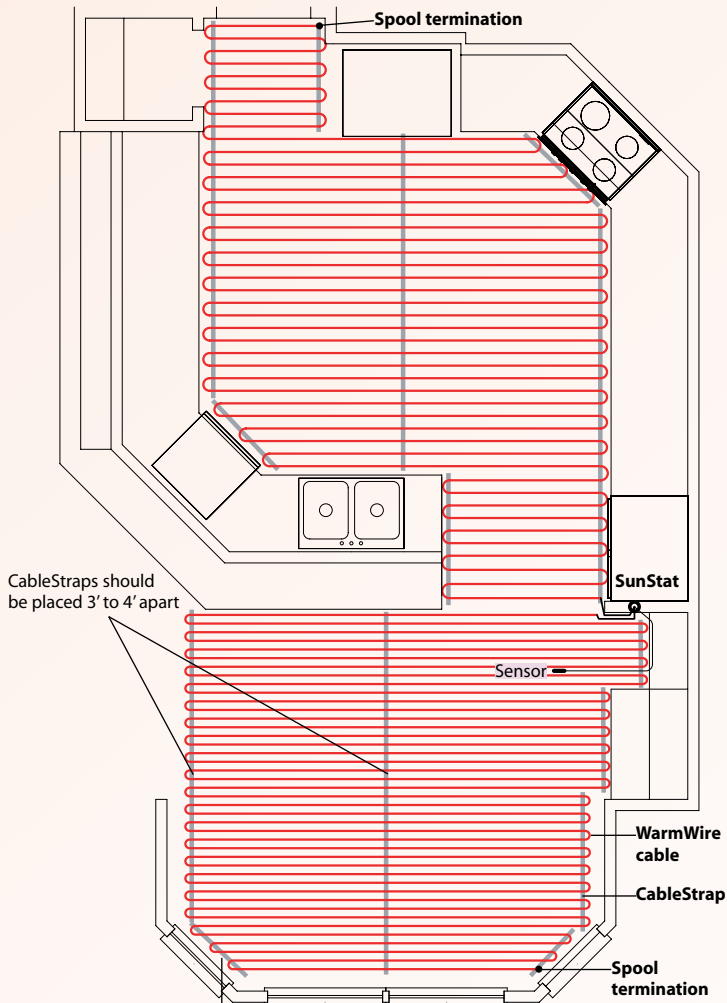
WarmWire Cable

WarmWire® is a simple, economical way to warm floors and heat spaces to provide years of lasting comfort. It will warm all kinds of floor coverings: ceramic & porcelain tile, stone, wood, laminates, vinyl, or carpet.

Lay out and attach the CableStraps. Fasten the WarmWire to the CableStraps as you weave it back and forth across the floor. Put down a layer of thin-set mortar and set your tile or stone. Install a layer of self-leveling cement over the cables for hardwood, laminate, vinyl, or carpeted floors.

Kitchen/Breakfast Layout

Due to differences in heat loss between the kitchen and breakfast areas, two different spacings were used: 3" on center (10 watts/sq. ft.) in the kitchen, and 2" on center (15 watts/sq. ft.) in the breakfast area due to the higher heat loss.



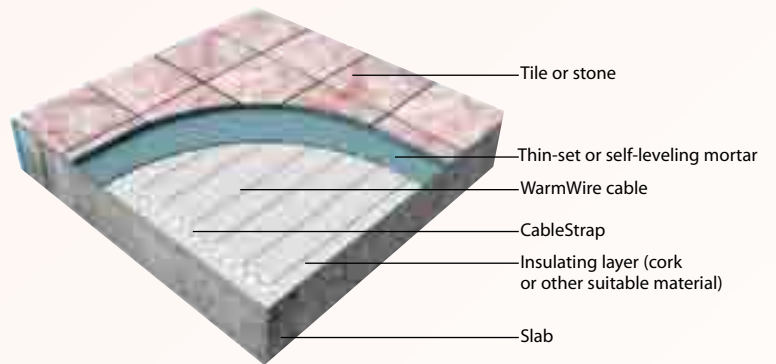
Warming unusual shapes in a floor plan, including these 45° angles, are easily accomplished with WarmWire.



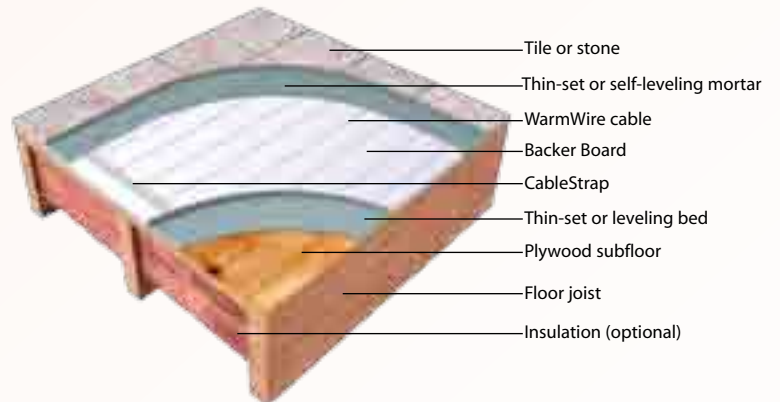
WarmWire is UL listed for installation in shower floors and benches. See manual for details.



WarmWire in thin-set mortar over slab



WarmWire in thin-set on backer board on frame floor



WarmWire is easily sized for any floor heating project.

For fast and easy sizing, go to www.suntouch.com.



- Evaluate how many square feet of floor to be heated. Do not put under cabinets or appliances. Generally, about 85–90% of the open areas should be heated. Leave the wire at least 4" away from the toilet wax ring and 4"–6" away from your walls. To keep toes warm, install right up to the toe-kick in front of kitchen or bath cabinets, and in front of a toilet, shower, or tub.

How much WarmWire should I order?

1. Calculate total wall-to-wall area of the room. Subtract the square footage of all built-ins (tub, toilet, cabinets, etc.).

(Total area – built-ins) = (_____ – _____) = _____ sq. ft.

2. Multiply this area by 0.90.

Round down to the nearest 5 sq. ft. This is the heated area.
 _____ x 0.90 = _____ sq. ft. of heated area.

3. Select the appropriate cable(s) based on the square footage of heated area and the "spacing factor"

4. Choose a "spacing factor" of 2", 2.5", or 3" on center. Below are guidelines for application and spacing recommendations.

- 2" on center = 15 Watts/sq. ft.**
Use on concrete basement slabs, sunrooms, and in other high heat loss areas.
- 2.5" on center = 12 Watts/sq. ft.**
Use in bathrooms, kitchens, dining/living areas, etc.
- 3" on center = 10 Watts/sq. ft.**
Use in hallways, entries, low heat loss areas, etc.

2.5" on center is the most commonly used spacing. This spacing matches the heat output of SunTouch mats.

WarmWire Heating Cables 120 VAC

Total Sq. ft. 2" on center (15 W/sq. ft.)	Total Sq. ft. 2.5" on center (12 W/sq. ft.)	Total Sq. ft. 3" on center (10 W/sq. ft.)	Order Number	Model Number	Wire Length (ft.)	Amp Draw	REET Value*	Ship Weight (lb.)
8	10	12	81004574	120010WDST	47	1.0	0.16	2
12	15	18	81004575	120015WDST	71	1.5	0.14	2.5
16	20	24	81004576	120020WDST	94	2.0	0.16	3.0
20	25	30	81004577	120025WDST	118	2.5	0.14	3.0
24	30	36	81004578	120030WDST	141	3.0	0.16	3.5
28	35	42	81004579	120035WDST	165	3.5	0.14	3.5
32	40	48	81004580	120040WDST	188	4.0	0.14	4.0
36	45	54	81004581	120045WDST	212	4.5	0.15	4.5
40	50	60	81004582	120050WDST	235	5.0	0.16	5.0
48	60	72	81004583	120060WDST	282	6.0	0.13	6.0
56	70	84	81004584	120070WDST	329	7.0	0.14	7.0
64	80	96	81004585	120080WDST	376	8.0	0.11	8.5
72	90	108	81004586	120090WDST	423	9.0	0.14	9.5
80	100	120	81004587	120100WDST	470	10.0	0.19	11

WarmWire Heating Cables 240 VAC

Total Sq. ft. 2" on center (15 W/sq. ft.)	Total Sq. ft. 2.5" on center (12 W/sq. ft.)	Total Sq. ft. 3" on center (10 W/sq. ft.)	Order Number	Model Number	Wire Length (ft.)	Amp Draw	REET Value*	Ship Weight (lb.)
16	20	24	81004588	240020WDST	94	1.0	0.16	3.0
24	30	36	81004589	240030WDST	142	1.5	0.14	3.0
32	40	48	81004590	240040WDST	188	2.0	0.16	4.0
40	50	60	81004591	240050WDST	236	2.5	0.14	5.0
48	60	72	81004592	240060WDST	282	3.0	0.16	6.0
56	70	84	81004593	240070WDST	330	3.5	0.14	7.0
64	80	96	81004594	240080WDST	376	4.0	0.14	8.5
72	90	108	81004595	240090WDST	424	4.5	0.15	9.5
80	100	120	81004596	240100WDST	470	5.0	0.16	11.0
96	120	144	81004597	240120WDST	564	6.0	0.13	13.0
112	140	168	81004598	240140WDST	658	7.0	0.14	15.0
128	160	192	81004599	240160WDST	752	8.0	0.11	17.0
144	180	216	81004601	240180WDST	846	9.0	0.14	19.0
160	200	240	81004602	240200WDST	940	10.0	0.19	21.0

2.5" spacing provides the same heat output as SunTouch mats.

* The REET values listed above are 200% below daily exposure levels of the average U.S. citizen as reported by the National Institute of Environmental Health Sciences (NIEHS). Values are average electromagnetic field in milligauss, measured 1/2" above heating element. For more information about EMF and REET testing, please visit www.suntouch.com.

WarmWire is built to last.

- Twin-wire technology
- Durable
- Flexible
- Single power lead
- Urethane outer jacket
- Oxygen-free heating elements
- ETFE insulation
- Braided stainless steel jacket

WarmWire cable secured by the CableStrap at 2.5" spacing.



Everything you need for a quick and simple installation.

SunTouch TapeMat™ Kit

INSTALLATION



- **19 Sizes of 120 Volt Mat Kits Available!**
- **10 Sizes of 240 Volt Mat Kits Available!**

Each kit contains:

- SunTouch TapeMat(s) - 2' wide
- SunStat® Pro Thermostat
- LoudMouth™ Installation Monitor
- Double-sided tape
- Installation Manual and Bi-lingual DVD

1. **New adhesive strips** on either side of mat speed up the installation process by allowing the mat to be “stuck” to the floor.
2. **TapeMats lay out flatter** for easier troweling.
3. **The industry’s first thin, open-weave construction** allows thin-set or self-leveling mortar to flow through the mat and easily bond with the underlying material. This one-step application adds only 1/8” thickness over a normal tile installation.
4. **The industry’s first single power lead construction** makes mats easy to install and simpler to connect to the control.
5. **The industry’s highest-quality heating wire** using ETFE high-temperature insulation, XLPE (PEX) jacket, and oxygen-free copper heating elements for corrosion resistance, temperature resistance, abrasion resistance, and longevity.
6. **The industry’s first twisted, twin-wire construction** creates ultra-low EMF.
7. **The industry’s only shielded and fully grounded 10-ft. power lead** provides safety and jobsite durability.

See page 5 to calculate how much TapeMat to order.

NEW

	Description	Quantity & Size of Mats	Order #	Model #	Amp Draw	Ship Wt. (lbs)
120 VAC	10 SqFt, SunTouch TapeMat Kit	(1) 2' x 5'	81009684	12000524-KIT	1.0	8
	15 SqFt, SunTouch TapeMat Kit	(1) 2' x 7.5'	81009685	12000724-KIT	1.5	8
	20 SqFt, SunTouch TapeMat Kit	(1) 2' x 10'	81009686	12001024-KIT	2.0	9
	25 SqFt, SunTouch TapeMat Kit	(1) 2' x 12.5'	81009687	12001224-KIT	2.5	10
	30 SqFt, SunTouch TapeMat Kit	(1) 2' x 15'	81009688	12001524-KIT	3.0	12
	35 SqFt, SunTouch TapeMat Kit	(1) 2' x 17.5'	81009689	12001724-KIT	3.5	12
	40 SqFt, SunTouch TapeMat Kit	(1) 2' x 20'	81009690	12002024-KIT	4.0	12
	45 SqFt, SunTouch TapeMat Kit	(1) 2' x 22.5'	81009691	12002224-KIT	4.5	13
	50 SqFt, SunTouch TapeMat Kit	(1) 2' x 25'	81009692	12002524-KIT	5.0	13
	60 SqFt, SunTouch TapeMat Kit	(1) 2' x 30'	81009693	12003024-KIT	6.0	14
	70 SqFt, SunTouch TapeMat Kit	(1) 2' x 35'	81009694	12003524-KIT	7.0	18
	80 SqFt, SunTouch TapeMat Kit	(1) 2' x 40'	81009695	12004024-KIT	8.0	21
	90 SqFt, SunTouch TapeMat Kit	(2) 2' x 22.5'	81010512	12004524-KIT	9.0	21
	100 SqFt, SunTouch TapeMat Kit	(2) 2' x 25'	81010513	12005024-KIT	10.0	21
	110 SqFt, SunTouch TapeMat Kit	(1) 2' x 25' & (1) 2' x 30'	81010514	12005524-KIT	11.0	22
120 SqFt, SunTouch TapeMat Kit	(2) 2' x 30'	81010515	12006024-KIT	12.0	23	
130 SqFt, SunTouch TapeMat Kit	(1) 2' x 30' & (1) 2' x 35'	81010516	12006524-KIT	13.0	24	
140 SqFt, SunTouch TapeMat Kit	(2) 2' x 35'	81010517	12007024-KIT	14.0	25	
150 SqFt, SunTouch TapeMat Kit	(1) 2' x 35' & (1) 2' x 40'	81010518	12007524-KIT	15.0	27	
240 VAC	160 SqFt, SunTouch TapeMat Kit	(2) 2' x 40'	81012716	24008024-KIT	8.0	20
	170 SqFt, SunTouch TapeMat Kit	(1) 2' x 40' & (1) 2' x 45'	81012717	24008524-KIT	8.5	21
	180 SqFt, SunTouch TapeMat Kit	(2) 2' x 45'	81012718	24009024-KIT	9.0	22
	190 SqFt, SunTouch TapeMat Kit	(1) 2' x 45' & (1) 2' x 50'	81012719	24009524-KIT	9.5	23
	200 SqFt, SunTouch TapeMat Kit	(2) 2' x 50'	81012720	24010024-KIT	10.0	24
	220 SqFt, SunTouch TapeMat Kit	(1) 2' x 50' & (1) 2' x 60'	81012721	24011024-KIT	11.0	25
	240 SqFt, SunTouch TapeMat Kit	(2) 2' x 60'	81012722	24012024-KIT	12.0	27
	260 SqFt, SunTouch TapeMat Kit	(1) 2' x 60' & (1) 2' x 70'	81012723	24013024-KIT	13.0	30
	280 SqFt, SunTouch TapeMat Kit	(2) 2' x 70'	81012724	24014024-KIT	14.0	32
	300 SqFt, SunTouch TapeMat Kit	(1) 2' x 70' & (1) 2' x 80'	81012725	24015024-KIT	15.0	34

Note: Mat kits larger than 70 sq. ft. are not packaged in full color boxes.



**Heated floors
made simple.**

SunTouch
WarmWire®
INSTALLATION **Kit**

Each kit contains:

- WarmWire® Spool(s)
- SunStat® Pro Thermostat
- CableStrap™
- Double-sided Tape
- LoudMouth™ Installation Monitor
- Installation Manual and Bi-lingual DVD

- **19 Sizes of 120 Volt WarmWire Kits!**
- **26 Sizes of 240 Volt WarmWire Kits!**

There are 3 WarmWire spacing choices:

- **2" on center delivers 15 watts per sq. ft.**
For high heat loss areas & concrete slabs.
- **2.5" on center delivers 12 watts per sq. ft.**
For bathrooms, kitchens, or living areas.
- **3" on center delivers 10 watts per sq. ft.**
For low heat loss areas such as hallways.

See page 7 to calculate how much WarmWire to order.

	Description	Quantity & Size of Cables	Order #	Model #	Coverage (sq. ft.)			Amp Draw	Ship Wt. (lbs)
					2" o.c.	2.5" o.c.	3" o.c.		
120 VAC	10 SqFt, WarmWire Kit	(1) 10 sq. ft.	81009480	120010WD-KIT	8	10	12	1.0	5
	15 SqFt, WarmWire Kit	(1) 15 sq. ft.	81009481	120015WD-KIT	12	15	18	1.5	6
	20 SqFt, WarmWire Kit	(1) 20 sq. ft.	81009482	120020WD-KIT	16	20	24	2.0	7
	25 SqFt, WarmWire Kit	(1) 25 sq. ft.	81009483	120025WD-KIT	20	25	30	2.5	8
	30 SqFt, WarmWire Kit	(1) 30 sq. ft.	81009484	120030WD-KIT	24	30	36	3.0	9
	35 SqFt, WarmWire Kit	(1) 35 sq. ft.	81009485	120035WD-KIT	28	35	42	3.5	9
	40 SqFt, WarmWire Kit	(1) 40 sq. ft.	81009486	120040WD-KIT	32	40	48	4.0	12
	45 SqFt, WarmWire Kit	(1) 45 sq. ft.	81009487	120045WD-KIT	36	45	54	4.5	12
	50 SqFt, WarmWire Kit	(1) 50 sq. ft.	81009488	120050WD-KIT	40	50	60	5.0	13
	60 SqFt, WarmWire Kit	(1) 60 sq. ft.	81009489	120060WD-KIT	48	60	72	6.0	13
	70 SqFt, WarmWire Kit	(1) 70 sq. ft.	81009490	120070WD-KIT	56	70	84	7.0	14
	80 SqFt, WarmWire Kit	(1) 80 sq. ft.	81009491	120080WD-KIT	64	80	96	8.0	15
	90 SqFt, WarmWire Kit	(1) 90 sq. ft.	81009492	120090WD-KIT	72	90	108	9.0	17
	100 SqFt, WarmWire Kit	(1) 100 sq. ft.	81009493	1200100WD-KIT	80	100	120	10.0	19
	110 SqFt, WarmWire Kit	(1) 50 (1) 60 sq. ft.	81009494	1200110WD-KIT	88	110	132	11.0	19
	120 SqFt, WarmWire Kit	(2) 60 sq. ft.	81009495	1200120WD-KIT	96	120	144	12.0	19
	130 SqFt, WarmWire Kit	(1) 60 (1) 70 sq. ft.	81009496	1200130WD-KIT	104	130	156	13.0	20
	140 SqFt, WarmWire Kit	(2) 70 sq. ft.	81009497	1200140WD-KIT	112	140	168	14.0	21
	150 SqFt, WarmWire Kit	(1) 70 (1) 80 sq. ft.	81009498	1200150WD-KIT	120	150	180	15.0	22
240 VAC	100 SqFt, WarmWire Kit	(2) 50 sq. ft.	81013929	240100WD-KIT	80	100	120	5.0	19
	110 SqFt, WarmWire Kit	(1) 50 (1) 60 sq. ft.	81013930	240110WD-KIT	88	110	132	5.5	19
	120 SqFt, WarmWire Kit	(2) 60 sq. ft.	81013931	240120WD-KIT	96	120	144	6.0	19
	130 SqFt, WarmWire Kit	(1) 60 (1) 70 sq. ft.	81013932	240130WD-KIT	104	130	156	6.5	20
	140 SqFt, WarmWire Kit	(2) 70 sq. ft.	81013933	240140WD-KIT	112	140	168	7.0	21
	150 SqFt, WarmWire Kit	(1) 70 (1) 80 sq. ft.	81014100	240150WD-KIT	120	150	180	7.5	22
	160 SqFt, WarmWire Kit	(2) 80 sq. ft.	81009499	240160WD-KIT	128	160	192	8.0	22
	170 SqFt, WarmWire Kit	(1) 80 (1) 90 sq. ft.	81009500	240170WD-KIT	136	170	204	8.5	24
	180 SqFt, WarmWire Kit	(2) 90 sq. ft.	81009501	240180WD-KIT	144	180	216	9.0	24
	190 SqFt, WarmWire Kit	(1) 90 (1) 100 sq. ft.	81009502	240190WD-KIT	152	190	228	9.5	26
	200 SqFt, WarmWire Kit	(2) 100 sq. ft.	81009503	240200WD-KIT	160	200	240	10.0	28
	220 SqFt, WarmWire Kit	(1) 100 (1) 120 sq. ft.	81009504	240220WD-KIT	176	220	264	11.0	30
	240 SqFt, WarmWire Kit	(2) 120 sq. ft.	81009505	240240WD-KIT	192	240	288	12.0	32
	260 SqFt, WarmWire Kit	(1) 120 (1) 140 sq. ft.	81009506	240260WD-KIT	208	260	312	13.0	35
	280 SqFt, WarmWire Kit	(2) 140 sq. ft.	81009507	240280WD-KIT	224	280	336	14.0	37
	300 SqFt, WarmWire Kit	(1) 140 (1) 160 sq. ft.	81009508	240300WD-KIT	240	300	360	15.0	40
	320 SqFt, WarmWire Kit	(2) 160 sq. ft.	81010502	240320WD-KIT	256	320	384	16.0	44
	340 SqFt, WarmWire Kit	(1) 160 (1) 180 sq. ft.	81010503	240340WD-KIT	272	340	408	17.0	47
	360 SqFt, WarmWire Kit	(2) 180 sq. ft.	81010504	240360WD-KIT	288	360	432	18.0	50
380 SqFt, WarmWire Kit	(1) 180 (1) 200 sq. ft.	81010505	240380WD-KIT	304	380	456	19.0	52	
400 SqFt, WarmWire Kit	(2) 200 sq. ft.	81010506	240400WD-KIT	320	400	480	20.0	55	
420 SqFt, WarmWire Kit	(3) 140 sq. ft.	81010507	240420WD-KIT	336	420	504	21.0	57	
440 SqFt, WarmWire Kit	(2) 140 (1) 160 sq. ft.	81010508	240440WD-KIT	352	440	528	22.0	60	
460 SqFt, WarmWire Kit	(1) 140 (2) 160 sq. ft.	81010509	240460WD-KIT	368	460	552	23.0	63	
480 SqFt, WarmWire Kit	(4) 120 sq. ft.	81010510	240480WD-KIT	384	480	576	24.0	65	
500 SqFt, WarmWire Kit	(3) 120 (1) 140 sq. ft.	81010511	240500WD-KIT	400	500	600	25.0	67	

Note: WarmWire Kits larger than 300 Sq.Ft. include SunStat Relay(s), as well as a SunStat Pro thermostat. These sizes are not packaged in full color boxes.

UnderFloor Mats

Perfect for Remodeling.

UnderFloor mats are the perfect solution to warm nearly every type of floor covering. These special mats warm existing floors without having to replace the floor coverings. If you have access under a floor, simply staple UnderFloor mats between the joists.

These effective, UL-listed mats produce 10 watts/sq. ft. of floor area (about 34 BTU/hr/sq. ft.).

UnderFloor mats will warm wood, vinyl, laminates, or tile floor coverings. With UnderFloor mats, most floors can be heated 12° to 15°F (6.6°C to 8.3°C) warmer than they

would be otherwise. Carpeted floors will not warm up as much as other floor coverings due to the higher insulation value of carpet and padding.

Insulation installed below the mats is essential to complete the installation.

Consider these benefits of UnderFloor mats:

- 1. Easy staple-up installation** between floor joists.
- 2. Manufactured in multiple widths & lengths.** Mats of any size (same voltage) may be combined to heat any type of room.
- 3. 120 and 240 Volt mats** for heating small to large floor areas.
- 4. Highest-quality heating wire** using ETFE high-temperature insulation, and oxygen-free copper alloys for corrosion-resistance, temperature-resistance, abrasion-resistance, and longevity.
- 5. Shielded and fully grounded 10-ft. power lead** for safety and jobsite durability (longer lengths available on request). Power leads are color-coded for 120 VAC and for 240 VAC.

CAUTION: Do not install UnderFloor mats in mortar or cement, or install them in the same control zone as SunTouch mats or WarmWire cables. These products have different heat output, and are manufactured for different applications.

Roll out and staple mat to the floor joists.



Connect mats at junction box(es).



Install insulation.





12"-wide UnderFloor Heating Mats

(for joist bays spaced 12" on center)

120 VAC	Mat Size (L x W)	Order Number	Model Number	Amp. Draw	Ship Wt. (lb.)
	5.5' x 12"	81007125	1200512U2ST	0.4	3
	8' x 12"	81007126	1200812U2ST	0.6	3
	10.5' x 12"	81007127	1201012U2ST	0.9	4
	13' x 12"	81007128	1201312U2ST	1.1	4
	16' x 12"	81007129	1201612U2ST	1.3	5

240 VAC	Mat Size (L x W)	Order Number	Model Number	Amp. Draw	Ship Wt. (lb.)
	10.5' x 12"	81007134	2401012U2ST	0.4	4
	16' x 12"	81007135	2401612U2ST	0.6	5

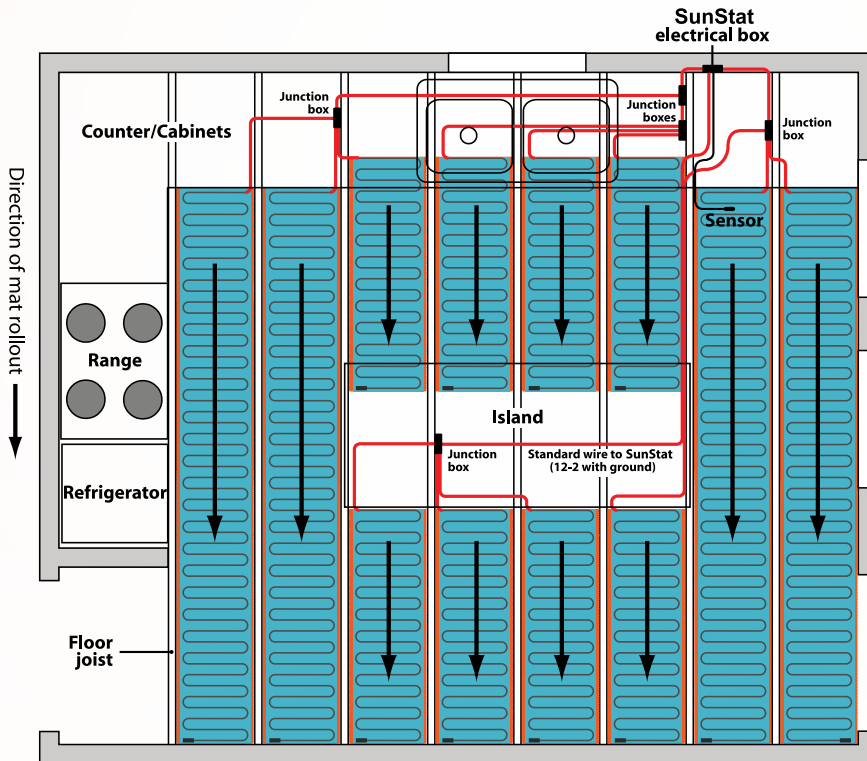


16"-wide UnderFloor Heating Mats

(for joist bays spaced 16" on center)

120 VAC	Mat Size (L x W)	Order Number	Model Number	Amp. Draw	Ship Wt. (lb.)
	4' x 16"	81006826	1200416U2ST	0.4	3
	6' x 16"	81006827	1200616U2ST	0.6	3
	8' x 16"	81006828	1200816U2ST	0.8	3
	9.5' x 16"	81006829	1200916U2ST	1.0	4
	12' x 16"	81006830	1201216U2ST	1.3	4
	14' x 16"	81006831	1201416U2ST	1.5	5
	16' x 16"	81006832	1201616U2ST	1.7	5
	18' x 16"	81006833	1201816U2ST	1.9	6
	19.5' x 16"	81006834	1201916U2ST	2.1	6

240 VAC	Mat Size (L x W)	Order Number	Model Number	Amp. Draw	Ship Wt. (lb.)
	8' x 16"	81006835	2400816U2ST	0.4	3
	12' x 16"	81006836	2401216U2ST	0.6	4
	16' x 16"	81006837	2401616U2ST	0.8	5
	19.5' x 16"	81006838	2401916U2ST	1.0	5



Sample Kitchen Layout Using UnderFloor Mats

Each UnderFloor mat is designed to be installed in only one joist bay. **The mats cannot be cut shorter to fit a shorter joist bay or modified in any way to fill multiple joist bays.** However, more than one mat may be installed in a joist bay where there are barriers such as cross bracing or blocking.

In this kitchen layout, four 9.5' x 16" and eight 4' x 16" mats are required to warm the floor area. The mats are wired together in parallel (not in series) at junction boxes below the floor, then electrical wire is fed over to the SunStat control.

Select mats for the easiest wiring possible. If all the power leads end up at one end of the room, it will be much easier to wire them together in the junction boxes. Junction boxes must be accessible after all finishing work is completed.

NEW

SlabHeat™

ELECTRIC INDOOR SLAB HEATING

Enjoy the comfort of heated concrete floors.


SlabHeat™ is engineered with the capability to produce enough BTUs to heat a slab, the space, and the surface people walk on. Regardless of size, shape, or thickness, SlabHeat is the way to provide heat to just about any environment.

Applications.

SlabHeat cable can be installed over an existing slab in a "slab cap" or in a new slab. Insulation is recommended to improve efficiency and to improve response time.

Why SlabHeat?

- Tough polyurethane outer jacket offers superior flexibility, abrasion and tear resistance, impact resistance, resiliency, and better low temperature stability than the PVC used in other products.
- Engineered by a company with decades of experience in hydronic and electric radiant heating
- Comfortable, even heat without the drying effects of forced air heating
- Reliable, durable design
- No vents or duct work
- Maintenance-free
- Efficient Radiant Heat
- 10-year limited warranty



How much SlabHeat should I order?


- 1. Calculate total wall-to-wall area of the room.**
Subtract the square footage of all built-ins (tub, toilet, cabinets, etc.).
(Total area – built-ins) = (____ – ____) = ____ sq. ft.
- 2. Multiply this area by 0.90.** This is the heated area.
____ x 0.90 = ____ sq. ft. of heated area.
- 3. Select the appropriate cable(s) based on the square footage of heated area, from the tables.**
Select the cable(s) whose total sq. ft. coverage comes closest to, but does not exceed the heated area.

- 4. Remember that a SunStat will handle up to 15 amps.**
Multiple cables will generally require a Relay or another SunStat control.

Call us if you need help sizing a system.

No shoes required.

The polyurethane outer jacket offers superior flexibility, abrasion and tear resistance, impact resistance, resiliency, and better low temperature stability than the PVC used in other similar products.



Learn more about SlabHeat by visiting suntouch.com/SlabHeat.



Sq. Ft. Coverage @4" OC (15w/sq. ft.)	Sq. Ft. Coverage @6" OC (10w/sq. ft.)	Order Number	Model Number	Cable Length	Voltage	Amp Draw	Total Watts	Ship Wt. (lbs)
50	75	81014956	SH15120050ST	146	120V	6.3	750	4.5
66	98	81014957	SH15120066ST	193		8.3	990	5
82	122	81014958	SH15120082ST	241		10.3	1230	6
100	149	81014959	SH15120100ST	294		12.5	1500	7
114	170	81014960	SH15120114ST	336		14.3	1710	8
100	149	81014961	SH15240100ST	294	240V	6.3	1500	7
132	196	81014962	SH15240132ST	388		8.3	1980	9
164	243	81014963	SH15240164ST	483		10.3	2460	12
200	297	81014964	SH15240200ST	590		12.5	3000	14
228	339	81014965	SH15240228ST	673		14.3	3420	16

Floor Heating Controls



Programmable

SunStat® Pro - Programmable Control

The SunStat Pro incorporates an amazing variety of function and elegance into one thermostat:

- 15' floor sensor included
- Dual Voltage: 120 and 240 VAC
- Built-in 15-amp Relay
- Built-in GFCI (5 milliamp trip)
- "Masterstat" capability
- Connects directly to SunStat Relay
- SmartStart Technology
- 5/1/1 Day Programming
- Four Preset Program Schedules
- One User Program Schedule
- Floor, air, or air & floor temperature modes
- "Regulator" operation without sensor attached
- Display in degree F or degree C
- Temperature Range: 40°F - 99°F (4° - 37°C)
- Large Back-lit Display
- Keyboard Lockout
- Manual On/Off Switch
- Home automation remote control
- System usage monitoring



SunStat control includes 1 sensor. An additional sensor can be purchased separately.

Description	Qty.	Order Number	Model Number	Estimated Ship Wt. (lb.)
Programmable SunStat	1	81009182	500670-SB	2
Extra SunStat Sensor (optional)	1	81009178	500110	1



Non-Programmable

SunStat - Non-programmable Control

Behind the digital face of the SunStat are nearly all of the same features as our programmable model:

- 15' floor sensor included
- Dual Voltage: 120 and 240 VAC
- Built-in 15-amp Relay
- Built-in GFCI (5 milliamp trip)
- "Masterstat" capability
- Connects directly to SunStat Relay
- Floor, air, or air & floor temperature modes
- "Regulator" operation without sensor attached
- Temperature Range: 40°F - 99°F (4° - 37°C)
- Display in degree F or degree C
- Large Back-lit Display
- Keyboard Lockout
- Manual On/Off Switch
- Home automation remote control
- System usage monitoring



SunStat control includes 1 sensor. An additional sensor can be purchased separately.

Description	Qty.	Order Number	Model Number	Estimated Ship Wt. (lb.)
Non-programmable SunStat	1	81009183	500675-SB	2
Extra SunStat Sensor (optional)	1	81009178	500110	1



Relay

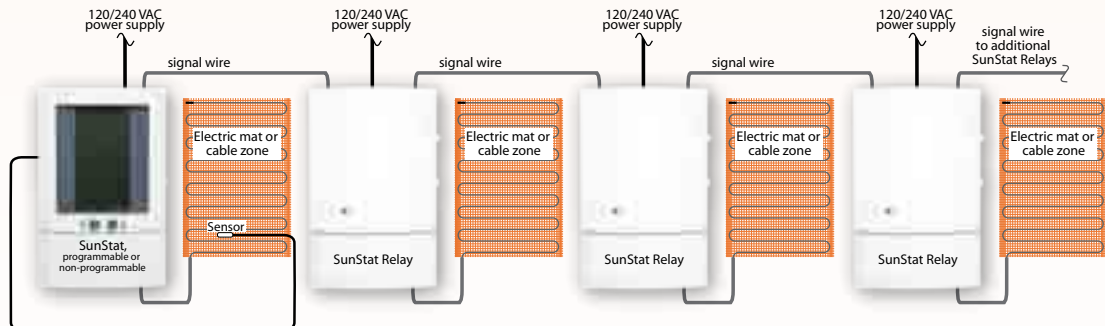
SunStat® Relay

If a mat or cable system requires more than 15 amps, we recommend installing SunStat Relays. Relays connect directly to SunStat thermostats for simple, elegant control of larger systems. SunStat Relays don't require a special "master thermostat". Relays are dual voltage (120 VAC or 240 VAC), have a 15-amp capacity, an on/off switch, a GFCI and test light.

It's possible to control over 1500 sq.ft. of electric floor warming using 120 VAC and over 3,000 sq.ft. using 240 VAC floor warming mats or cables. First, find the amp draw for each SunTouch product in the project. Then determine how many mats or cables can connect to each relay. Up to ten 15-amp Relays can connect to one SunStat. Ten Relays, plus the internal relay in the SunStat, provide a total capacity of 165 amps! Each Relay should be connected to individual 20-amp breakers, as shown below.

Description	Qty.	Order Number	Model Number	Estimated Ship Wt. (lb.)
SunStat Relay	1	81009185	500680-BB	2

It is possible to drive up to 10 SunStat Relays with one SunStat thermostat. Please refer to SunStat manual for more in-depth installation information.



Accessories



LoudMouth™ Monitor

The LoudMouth monitors TapeMat, WarmWire, SlabHeat, or UnderFloor heating elements during the entire installation process and sounds an alarm if the heating elements are cut or damaged, allowing for easy repair before the heating elements are covered with finished flooring or insulation. The LoudMouth gives you the assurance of a quality installation. Features include 9-volt battery power, on/off switch, green light to indicate operation, red light to indicate damage to heating elements, test button to verify proper operation, and a very loud alarm. It's a must for every job.

Description	Qty.	Order Number	Model Number	Estimated Ship Wt. (lb.)
LoudMouth Monitor	1	81007474	423250ST	2



TapeMat Installation Kit

Everything you need to make the installation easier. Includes English and Spanish installation DVDs and two 1-in. x 6-yd. rolls of double-sided tape to help secure mat to the substrate.

Description	Qty.	Order Number	Model Number	Estimated Ship Wt. (lb.)
TapeMat Installation Kit	1	81002490	600410ST	3.5
Extra double-sided tape, 36 yds.	1	81000051	423275ST	0.6/roll



CableStrap™

CableStrap is used to hold WarmWire or SlabHeat in place at the desired spacing. All three spacings are possible with this one strap. **Anchor the strap at 3–4-ft. intervals across the floor.** Cut using ordinary tin snips. Order one 25-ft.-long coil per 40–50 sq. ft. of heated floor area.

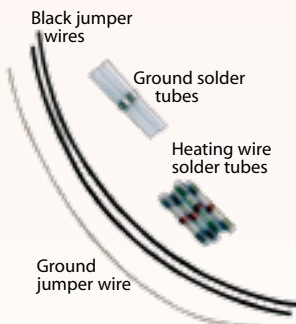
Description	Qty.	Order Number	Model Number	Estimated Ship Wt. (lb.)
CableStrap, 25 ft. roll	1	81005523	321301ST	3



CableTrowel™

Most instances of damage to the heating wire occur when a metal trowel is banged onto the floor to remove excess mortar. A metal trowel can cut like a knife and either damage or totally sever the wire. The CableTrowel simply cannot damage the wire. For added peace of mind, consider using the 3/8" x 1/2" U notched CableTrowel to apply thin-set mortar.

Description	Qty.	Order Number	Model Number	Estimated Ship Wt. (lb.)
CableTrowel, 3/8" x 1/2" U notch	1	81007407	300400ST	1



Heating Wire Repair Kit

This simple and safe kit is used to repair heating elements that have been damaged during installation. It is suitable for all SunTouch floor-warming products excluding SlabHeat & ProMelt. Kit includes materials to make one repair: jumper wires, 1 ground jumper wire, 2 ground solder tubes, and 4 heating wire solder tubes. Detailed written instructions are included. Please call before making any type of repair. **See page 21 for SlabHeat/ProMelt wire repair kit.**

Description	Qty.	Order Number	Model Number	Estimated Ship Wt. (lb.)
Heating Wire Repair Kit, 1 repair	1	81007142	200299ST	1

Extra Power Lead

SunTouch mats, WarmWire cables, and UnderFloor mats come standard with a 10-ft. power lead, but can be ordered with extra-long power leads up to a maximum of 50 ft. in length. When you place your order, let us know how long the leads need to be in order to reach the electrical box or control. We'll attach a custom power lead to fit your application. For 120 VAC and 240 VAC.

Description	Qty.	Order Number	Model Number	Estimated Ship Wt. (lb.)
Extra power lead	per foot	Consult Factory to Order		0.25 lb./ft.



ProMelt[®] Mats

ProMelt Mats and Cables are now approved for outdoor patio heating.

ProMelt mats melt snow and install quickly. All you need for a typical small-to-medium size project is a control and mat. And a ProMelt system only costs about \$4.00 per 100 sq. ft. to operate for a typical snowfall (50 Watts/sq. ft. operating for 8 hours at \$0.10 per KW-hr).

ProMelt heating elements are surrounded with high-temperature ETFE insulation and the engineered polyurethane outer jacket tolerates 300°F (149°C) asphalt and the machines that roll it in place.

Each mat holds dual heating elements on 3 inch centers on a reinforced tape grid. There's a grounded power lead on one end for a fast, single-point electrical connection.

Mats come in two energy outputs:

- 120 & some 240 VAC mats are 38 Watts/Sq. Ft.
- 208, 277 & some 240VAC mats are 50 Watts/Sq. Ft.

ProMelt has more sizes and more options than any electric snow melting system. Standard size widths are 2 feet and 3 feet. You can order mats to cover from 10 to 112 square feet. Our catalog lists 60 standard sizes. Call us if your job requires custom sizes.

2' & 3' wide ProMelt mats are used in combination to snow melt this parking garage ramp.



Follow these recommendations when selecting ProMelt Mats:

1. Determine what voltage will be used:

120 VAC, 208 VAC, 240 VAC, or 277 VAC.

2. Determine the heat output.

The climate and amount of snowfall will dictate this choice. In general, most systems will require 50 Watts/Sq.Ft. to melt snow and ice. Some residential or light commercial systems in temperate climates, may need only 38 Watts/Sq.Ft. spacing.

3. Determine the square footage of the area to be melted.

Do not include areas under built-ins like planters or similar obstructions. Stay 3-6" from edges of slabs and do not cross expansion joints if possible. Add up all the areas to be melted and round down the nearest mat size(s) to fill the area. Either 2'-wide or 3'-wide mats can be selected. More than one mat can be used to melt an area.

4. Make sure the mat you select is long enough to cover the area you are snow melting.


Mats may work better for an area such as tire tracks, sidewalks or stairways. As an example, a sidewalk is 30" wide, 25' long, and has a 240 VAC power supply. The best choice for this application would be a 2' x 24', 240 VAC mat.

5. Select your control(s).

Combine mats in a manner not to exceed the capacity of the electrical control selected. If using our ContactorPro controls, each area should not exceed 50-amps, since these controls are built with 50-amp contactors. Therefore, we recommend dividing the area(s) into "sub-zones", if necessary or desired, to maximize the mat amp load connected to each contactor.

Anatomy of a world-class snow melting cable

The polyurethane outer jacket offers superior flexibility, abrasion and tear resistance, impact resistance, resiliency, and better low temperature stability than the PVC used in other products.



www.suntouch.com/promelt

AMERICAN
MADE



2-ft. wide mats 120VAC 38Watts/Sq. Ft.

Coverage (Sq.Ft.)	Dimension (W x L)	Order No.	Model No.	Amp Draw	Total Watts	Ship Wt. est. (lb.)
10	2'W x 5'L	81011665	SM3812000524	3.2	380	2.0
20	2'W x 10'L	81011667	SM3812001024	6.3	760	3.0
30	2'W x 15'L	81011669	SM3812001524	9.5	1140	4.0
40	2'W x 20'L	81011671	SM3812002024	12.7	1520	4.5
50	2'W x 25'L	81011673	SM3812002524	15.8	1900	5.5
60	2'W x 30'L	81011675	SM3812003024	19.0	2280	6.5

NEW 2-ft. wide mats 240VAC 38Watts/Sq. Ft.

Coverage (Sq.Ft.)	Dimension (W x L)	Order No.	Model No.	Amp Draw	Total Watts	Ship Wt. est. (lb.)
20	2'W x 10'L	81014652	SM3824001024	3.2	760	3.0
40	2'W x 20'L	81014653	SM3824002024	6.3	1520	4.5
60	2'W x 30'L	81014654	SM3824003024	9.5	2280	6.5
80	2'W x 40'L	81014655	SM3824004024	12.7	3040	9
100	2'W x 50'L	81014656	SM3824005024	15.8	3800	11
120	2'W x 60'L	81014657	SM3824006024	19.0	4560	14

3-ft. wide mats 208VAC 50Watts/Sq. Ft.

Coverage (Sq.Ft.)	Dimension (W x L)	Order No.	Model No.	Amp Draw	Total Watts	Ship Wt. est. (lb.)
15	3'W x 5'L	81011605	SM5020800536	3.6	750	2.5
30	3'W x 10'L	81011607	SM5020801036	7.2	1500	4.0
45	3'W x 15'L	81011610	SM5020801536	10.8	2250	5.0
60	3'W x 20'L	81011612	SM5020802036	14.4	3000	6.5
75	3'W x 25'L	81011614	SM5020802536	18.0	3750	8.0
90	3'W x 30'L	81011616	SM5020803036	21.6	4500	9.0

2-ft. wide mats 208VAC 50Watts/Sq. Ft.

Coverage (Sq.Ft.)	Dimension (W x L)	Order No.	Model No.	Amp Draw	Total Watts	Ship Wt. est. (lb.)
14	2'W x 7'L	81011593	SM5020800724	3.4	700	2.5
22	2'W x 11'L	81011594	SM5020801124	5.3	1100	3.0
28	2'W x 14'L	81011595	SM5020801424	6.7	1400	4.0
36	2'W x 18'L	81011596	SM5020801824	8.7	1800	4.5
40	2'W x 20'L	81011597	SM5020802024	9.6	2000	5.0
48	2'W x 24'L	81011598	SM5020802424	11.5	2400	5.5
56	2'W x 28'L	81011599	SM5020802824	13.5	2800	6.0
68	2'W x 34'L	81011601	SM5020803424	16.3	3400	7.0
76	2'W x 38'L	81011602	SM5020803824	18.3	3800	8.0
84	2'W x 42'L	81011603	SM5020804224	20.2	4200	9.0
96	2'W x 48'L	81011604	SM5020804824	23.1	4800	10

3-ft. wide mats 240VAC 50Watts/Sq. Ft.

Coverage (Sq.Ft.)	Dimension (W x L)	Order No.	Model No.	Amp Draw	Total Watts	Ship Wt. est. (lb.)
15	3'W x 5'L	81011629	SM5024000536	3.1	750	2.5
30	3'W x 10'L	81011631	SM5024001036	6.3	1500	4.0
45	3'W x 15'L	81011633	SM5024001536	9.4	2250	5.0
60	3'W x 20'L	81011635	SM5024002036	12.5	3000	6.5
75	3'W x 25'L	81011637	SM5024002536	15.6	3750	8.0
90	3'W x 30'L	81011639	SM5024003036	18.8	4500	9.0
105	3'W x 35'L	81011640	SM5024003536	21.9	5250	10.5

2-ft. wide mats 240VAC 50Watts/Sq. Ft.

Coverage (Sq.Ft.)	Dimension (W x L)	Order No.	Model No.	Amp Draw	Total Watts	Ship Wt. est. (lb.)
16	2'W x 8'L	81011617	SM5024000824	3.3	800	2.5
24	2'W x 12'L	81011618	SM5024001224	5.0	1200	3.0
32	2'W x 16'L	81011619	SM5024001624	6.7	1600	4.0
40	2'W x 20'L	81011620	SM5024002024	8.3	2000	4.5
48	2'W x 24'L	81011621	SM5024002424	10.0	2400	5.5
56	2'W x 28'L	81011622	SM5024002824	11.7	2800	6.0
64	2'W x 32'L	81011623	SM5024003224	13.3	3200	6.0
72	2'W x 36'L	81011624	SM5024003624	15.0	3600	8.0
80	2'W x 40'L	81011625	SM5024004024	16.7	4000	8.5
88	2'W x 44'L	81011626	SM5024004424	18.3	4400	9.0
96	2'W x 48'L	81011627	SM5024004824	20.0	4800	10.0
104	2'W x 52'L	81011628	SM5024005224	21.7	5200	10.5

3-ft. wide mats 277VAC 50Watts/Sq. Ft.

Coverage (Sq.Ft.)	Dimension (W x L)	Order No.	Model No.	Amp Draw	Total Watts	Ship Wt. est. (lb.)
30	3'W x 10'L	81011654	SM5027701036	5.4	1500	4.0
45	3'W x 15'L	81011656	SM5027701536	8.1	2250	5.0
60	3'W x 20'L	81011658	SM5027702036	10.8	3000	6.5
75	3'W x 25'L	81011660	SM5027702536	13.5	3750	8.0
90	3'W x 30'L	81011662	SM5027703036	16.2	4500	9.0
105	3'W x 35'L	81011663	SM5027703536	19.0	5250	10.5

2-ft. wide mats 277VAC 50Watts/Sq. Ft.

Coverage (Sq.Ft.)	Dimension (W x L)	Order No.	Model No.	Amp Draw	Total Watts	Ship Wt. est. (lb.)
18	2'W x 9'L	81011641	SM5027700924	3.2	900	3.0
28	2'W x 14'L	81011642	SM5027701424	5.1	1400	4.0
36	2'W x 18'L	81011643	SM5027701824	6.5	1800	4.5
48	2'W x 24'L	81011644	SM5027702424	8.7	2400	5.5
56	2'W x 28'L	81011645	SM5027702824	10.1	2800	6.0
64	2'W x 32'L	81011646	SM5027703224	11.6	3200	7.0
72	2'W x 36'L	81011647	SM5027703624	13.0	3600	7.5
80	2'W x 40'L	81011648	SM5027704024	14.4	4000	8.5
88	2'W x 44'L	81011649	SM5027704424	15.9	4400	9.0
96	2'W x 48'L	81011650	SM5027704824	17.3	4800	10.0
104	2'W x 52'L	81011651	SM5027705224	18.8	5200	10.5
112	2'W x 56'L	81011652	SM5027705624	20.2	5600	11.0



ProMelt Cable offers versatility for odd shaped areas or last minute design changes.

ProMelt® Cables

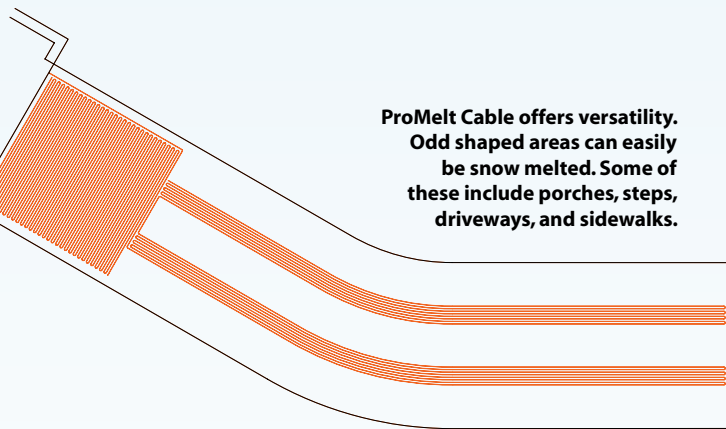
ProMelt cables give you more flexible layout options than mats, especially for areas with larger dimensions.

As with ProMelt Mats, the heating elements are surrounded with the same high-temperature ETFE and engineered polyurethane outer jacket for long life and jobsite toughness, including installation in asphalt.

ProMelt cables are usually tied to reinforcing wire 3 or 4 inches on center. That provides either 50 or 38 Watts per square foot. ProMelt cable can go perimeter to perimeter or fill odd-shaped areas for complete snow melting coverage.


There are a lot of ProMelt cable sizes in stock in four single-phase voltage options. All the cables terminate at one end with a power lead so you only make one connection to your electrical source.

ProMelt cables carry a 10-year limited warranty.



ProMelt Cable offers versatility. Odd shaped areas can easily be snow melted. Some of these include porches, steps, driveways, and sidewalks.

ProMelt Cable in concrete with tile as finished surface



Public buildings need safe and easy access. Make plans for snow melting in walkways, stairs and wheelchair ramps.



It is good to wake up to a clear driveway.



Follow these recommendations when selecting ProMelt Cables:

- Determine what voltage will be used:** 120, 208, 240 or 277 VAC.
- Determine the heat output.**
The climate and amount of snowfall will dictate this choice. In general, most systems will require 50 Watts/Sq.Ft. spacing (3" o.c.) to melt snow and ice. Some residential or light commercial systems in temperate climates, may need only 38 Watts/Sq.Ft. spacing (4" o.c.).
- Determine the square footage to be melted.**
Do not include areas under built-ins like planters or similar obstructions. Stay 3-6" from edges of slabs and do not cross expansion joints if possible. Add up all the areas to be melted and round down to the nearest cable size(s) to fill the area.
- Make sure the cable you select is long enough to cover the area you snow melt.** Cables may be better for an area such as tire track melting. As an example, a 24"-wide track with 3" o.c. ProMelt Cable will go back and forth eight times to fill a 24"-wide track. If the tire track is 25' long, then each track will need 8 lengths x 25 feet or a total of 200 feet of cable.
- Select your control(s).** Combine cables in a manner not to exceed the capacity of the electrical control selected. If using our ProMelt ContactorPro controls, each area should not exceed 50-amperes, since these controls are built with 50-amp contactors. Therefore, we recommend dividing the area(s) into "sub-zones", if necessary or desired, to maximize the cable amp load connected to each contactor.

AMERICAN
MADE



www.suntouch.com/promelt

120vac Cable Spools

Total Sq. ft. 3" OC (50 W/Sq.Ft.)	Total Sq.Ft 4" OC (38 W/Sq.Ft.)	Order Number	Model Number	Wire Length (ft.)	Amp Draw	Total Watts	Est. Ship Wt. (lb.)
8	10	81011367	SC50120008	29	3.3	400	2.0
15	20	81011369	SC50120015	59	6.3	750	2.5
20	26	81011370	SC50120020	78	8.3	1000	3.0
30	39	81011373	SC50120030	118	12.5	1500	3.5
40	53	81011376	SC50120040	158	16.7	2000	4.5
53	69	81011378	SC50120053	208	22.1	2650	5.5

208vac Cable Spools

Total Sq. ft. 3" OC (50 W/Sq.Ft.)	Total Sq.Ft 4" OC (38 W/Sq.Ft.)	Order Number	Model Number	Wire Length (ft.)	Amp Draw	Total Watts	Est. Ship Wt. (lb.)
14	19	81011408	SC50208014	55	3.4	700	2.5
20	26	81011416	SC50208020	78	4.8	1000	3.0
30	39	81011417	SC50208030	118	7.2	1500	3.5
35	46	81011418	SC50208035	138	8.4	1750	4.0
40	53	81011383	SC50208040	158	9.6	2000	4.5
45	59	81011384	SC50208045	178	10.8	2250	5.0
55	72	81011385	SC50208055	218	13.2	2750	5.5
60	79	81011386	SC50208060	238	14.4	3000	6.0
65	85	81011387	SC50208065	257	15.6	3250	6.5
75	98	81011388	SC50208075	297	18.0	3750	7.0
80	105	81011389	SC50208080	317	19.2	4000	7.5
90	118	81011390	SC50208090	357	21.6	4500	8.5

240vac Cable Spools

Total Sq. ft. 3" OC (50 W/Sq.Ft.)	Total Sq.Ft 4" OC (38 W/Sq.Ft.)	Order Number	Model Number	Wire Length (ft.)	Amp Draw	Total Watts	Est. Ship Wt. (lb.)
15	20	81011391	SC50240015	59	3.1	750	2.5
25	33	81011392	SC50240025	98	5.2	1250	3.0
30	39	81011393	SC50240030	118	6.3	1500	3.5
40	53	81011394	SC50240040	158	8.3	2000	4.5
45	59	81011395	SC50240045	178	9.4	2250	5.0
55	72	81011396	SC50240055	218	11.5	2750	5.5
60	79	81011397	SC50240060	238	12.5	3000	6.0
65	85	81011398	SC50240065	257	13.5	3250	6.5
75	98	81011399	SC50240075	297	15.6	3750	7.0
80	105	81011400	SC50240080	317	16.7	4000	7.5
90	118	81011401	SC50240090	357	18.8	4500	8.5
105	137	81011402	SC50240105	417	21.9	5250	9.5

277vac Cable Spools

Total Sq. ft. 3" OC (50 W/Sq.Ft.)	Total Sq.Ft 4" OC (38 W/Sq.Ft.)	Order Number	Model Number	Wire Length (ft.)	Amp Draw	Total Watts	Est. Ship Wt. (lb.)
18	24	81011403	SC50277018	71	3.2	900	2.5
30	39	81011404	SC50277030	118	5.4	1500	3.5
35	46	81011405	SC50277035	138	6.3	1750	4.0
45	59	81011406	SC50277045	178	8.1	2250	5.0
55	72	81011407	SC50277055	218	9.9	2750	5.5
60	79	81011409	SC50277060	238	10.8	3000	6.0
70	92	81011410	SC50277070	277	12.6	3500	7.0
75	98	81011411	SC50277075	297	13.5	3750	7.0
80	105	81011412	SC50277080	317	14.4	4000	7.5
90	118	81011413	SC50277090	357	16.2	4500	8.5
105	137	81011414	SC50277105	417	19.0	5250	9.5
115	150	81011415	SC50277115	456	20.8	5750	10.5

ProMelt® Controls/Sensors/Accessories



PM-2B or PM-5

ProMelt Snow Sensor Controls: Pole-mount, 120/208/240VAC

The **PM-2B** & **PM-5** sensor controls are used to detect snowfall and low temperature to activate the ProMelt mats or cables. They are “pole-mounted” controls with a moisture sensor “fixed” to the top. Both offer automatic activation, rain/snow detection, adjustable trigger temperature, and a drying cycle, as well as “manual on” operation. The **PM-2B** operates on line voltage (120/208/240V, not 277V) and has a 30 Amp capacity. The **PM-5** operates on line voltage (120/208/240V, not 277V) and has a 60 Amp capacity. Both are stand-alone controls intended for relatively small systems. They should not be used with our ContactorPro series of ProMelt controls, as those are designed for 24V control sensors. The units measure approximately 5” x 7” x 3”.

A recommended upgrade to the PM-2B or PM-5 is our **PM-DP** Control Panel. This control allows convenient indoor monitoring and control of the system for manual on, automatic, and standby operation. It communicates through a simple low-voltage cable.



PM-DP

Description	Qty.	Order Number	Model Number	Estimated Ship Wt. (lb.)
ProMelt PM-2B Detector, 120/208/240V (30A)	1	81011699	300600	3
ProMelt PM-5 Detector, 120/208/240V (60A)	1	81014247	300580	3
ProMelt PM-DP Display Panel, 24V, Optional	1	81012360	300650	1



Top View of Sensor

ProMelt Snow Sensor Controls: Pole-mount, 24V

The **PM-224** and **PM-824** are used to detect snowfall and low temperature to activate the ProMelt mats or cables. The **PM-224** has a moisture sensor “fixed” to the top. The **PM-824** has a remote moisture sensor, which allows mounting the control in a more convenient location. It can be mounted on a wall or inside the building and the sensor outside exposed to the snowfall, adding convenience of operation and adjustment. Both models offer automatic activation, rain/snow detection, adjustable trigger temperature, and a drying cycle, as well as “manual on” operation. Either control will operate in conjunction with our Contactor Pro series of ProMelt controls, which should be ordered separately (see next page). The unit measures approximately 5” x 7” x 3”.



PM-824

Description	Qty.	Order Number	Model Number	Estimated Ship Wt. (lb.)
ProMelt PM-224 Detector, 24V	1	81011700	300224	3
ProMelt PM-824 Detector w/ 10' cable, 24V	1	81011696	300824	3



ProMelt Snow Sensor: Slab-mount, 24V

The **PM-HSC5** is a slab-mounted snow detector. It is used to detect snowfall and low temperature to automatically activate the ProMelt Mats or Cables. It has built-in temperature and moisture detection and a drying cycle after snow melting is complete. It is comprised of a sensor and sensor socket that is embedded in the slab where ProMelt is installed. This sensor operates in conjunction with our ContactorPro series of ProMelt controls, ordered separately (see next page).

Description	Qty.	Order Number	Model Number	Estimated Ship Wt. (lb.)
ProMelt PM-HSC5 Detector, 24V	1	81012366	983046ST	10

Snow Melting Plaque

Permanent aluminum plaque to indicate where a snow melting system has been installed.



Description	Qty.	Order Number	Model Number	Estimated Ship Wt. (lb.)
Snow Melting Plaque	1	81012381	100123	2

ProMelt ContactorPro™: 50/ 100/ 200 amp panels, 120/208/240/277 VAC



The Contactor Pro panels are complete “turn-key” solutions for activating larger systems of ProMelt Mats and Cables when used in combination with a **PM-224**, **PM-824**, or **PM-HSC5** snow sensor control, or with a Dual Temp control for outdoor patio heating. They’re available in three panel sizes: 50 Amps, 100 Amps, and 200 Amps. 120, 208, 240, or 270 VAC is supplied to the panel and a 24V Class 2 transformer allows connection to the snow sensor control.

Each Contactor Pro panel is complete with “system on” indicator light, manual override by a 4-hr timer, and simple 24V wire terminal connections to the snow sensor. A new feature allows any CP series panel to be connected to any other CP series panel as an expansion panel. The **CP-50** has one 50-amp contactor, the **CP-100** has two 50-amp contactors, and the **CP-200** has four 50-amp contactors. **Systems should be designed to connect one or more ProMelt Cables or Mats in combinations not to exceed** the capacity of individual 50-amp contactors. Each panel is NEMA Type 1 for mounting indoors on a wall, has knockouts for conduit, and measures 12” x 12” x 4”.

Description	Qty.	Order Number	Model Number	Estimated Ship Wt. (lb.)
ContactorPro, CP-50, 50 Amp	1	81012215	300050	20
ContactorPro, CP-100, 100 Amp	1	81012216	300100	20
ContactorPro, CP-200, 200 Amp	1	81012217	300200	20



DualTemp Floor Sensor

NEW DualTemp™ Control

For outdoor patio heating. Use with Contactor Pro. Non-programmable heat-only thermostat senses air, floor or both air and floor temperature. Adjustable from 41° to 99°F (5° to 37°F). Order floor sensor separately.

Description	Qty.	Order Number	Model Number	Estimated Ship Wt. (lb.)
DualTemp, Air/Floor, Digital, 24V	1	81009385	P-3285	1
Floor Sensor, DualTemp, 10k	1	81000505	500802	1



Cable Ties

6 inch cable ties are used to tie ProMelt mat and/or cable to rewire or rebar.

Description	Qty.	Order Number	Model Number	Estimated Ship Wt. (lb.)
Cable Ties / Pkg of 100	100	81012001	321400	1



CableStrap™

CableStrap is used to hold ProMelt cable in place at the desired spacing in applications that don't use rebar or rewire. Anchor the strap at 3–4 ft. intervals across the surface. Cut using ordinary tin snips. Order one 25-ft. long coil per 50–60 sq. ft. of ProMelt.

Description	Qty.	Order Number	Model Number	Estimated Ship Wt. (lb.)
CableStrap / 25 ft roll	1	81005523	321301ST	3



ProMelt/SlabHeat Heating Wire Repair Kit

This simple and safe kit is used to repair heating elements that have been damaged during installation. It is suitable for all ProMelt snow melting products. Kit includes materials to make one repair: jumper wires, 1 ground jumper wire, 2 ground solder tubes, 4 heating wire solder tubes, and 1 shrink sleeve. Detailed written instructions are included. Please call before making any type of repair.

Description	Qty.	Order Number	Model Number	Estimated Ship Wt. (lb.)
ProMelt/SlabHeat Heating Wire Repair Kit, 1 repair	1	81012263	200400	1



Extra Power Lead

ProMelt mats and cables come standard with a 20-ft. power lead, but can be ordered with extra-long power leads up to a maximum of 50 ft. in length. When you place your order, let us know how long the leads need to be in order to reach the electrical box or control. We'll attach a custom power lead to fit your application. Power lead is used with 120 VAC, 208 VAC, 240 VAC, and 277 VAC ProMelt products.

Description	Qty.	Order Number	Model Number	Estimated Ship Wt. (lb.)
Extra power lead	per foot	Consult Factory to Order		.25 lb./ft.



NEW

SunTouch TapeMats™

SAME INNOVATIVE FEATURES AS ORIGINAL SUNTOUCH MATS PLUS:

1. New adhesive strips to speed up the installation process by allowing either side of the mat to be "stuck" to the floor.
2. TapeMats lay out flatter for easier troweling.



THE SUNTOUCH PROMO ITEMS CATALOG



Do you need a heated display or a 4-color banner for your showroom or counter area? How about some pens, pencils, or insulated mugs for that open house coming up? Maybe a shirt or a duffle bag would be a nice gift for one of your customers? All of these, and more, can be found in our SunTouch Promotional Items Catalog.

Flat Panel Heated Display



Description	Order#
18" w x 24" h	81005971
24" w x 24" h	81004220
26" w x 24" h	81005972
22" w x 22" h	81006924

Other display options available.
Please call us for details.

Counter Top Heated Display



Description	Order#
W/ SunTouch Mat Header	81002504
W/ WarmWire Header	81005943

THE VERSATILE SUNTOUCH AND WARMWIRE TOWER DISPLAYS

Want to increase your sales of SunTouch and WarmWire? You can do it by placing one of our new Tower Displays in your showroom or counter area. Full or half displays can be set up several different ways to display SunTouch and/or WarmWire Kits, with or without a heated counter display. We guarantee it will draw a lot of attention. Please call your distributor or SunTouch representative for details.



Description	Order#
Full Size	81010401
Half Size	81011474

(Note: heated display and kits are not included with tower)



4500 E. Progress Place
Springfield, MO 65803
Phone: (417) 522-6128
Fax: 417-831-4067
Toll Free USA, Canada: (888) 432-8932
On the Web: www.suntouch.com



The SunTouch manufacturing facility's Quality System is an ISO 9001:2008 registered facility through LRQA.

SunTouch, a Watts Radiant product.

Watts Radiant, a Watts Water Technologies Company.