



Switching from incandescent to compact fluorescent lamps can significantly lower energy consumption and operating costs.

Better for your business, better for the environment

Philips EnergySaver compact fluorescent bulbs can help reduce your electricity bill and save energy, while helping you create a relaxing, inviting atmosphere. From table lamps and recessed lighting to decorative fixtures, compact fluorescents are available in the shapes and sizes you are accustomed to.

Selecting the right type

There are 2 types of CFL bulbs; one with an integrated ballast (CFLi) and one without an integrated ballast (CFLni). Both types provide energy efficiency and long life. The integrated CFLi bulbs are a direct replacement for traditional incandescent bulbs, fitting into most standard fixtures. The non-integrated CFLni bulbs offer designers, specifiers and end users versatility in configurations, size, and application possibilities.

Current Product	Philips Upgrade Product	Benefit	Page
 <p>65W BR30 Incandescent</p>	 <p>EnergySaver 16W R30 Dimmable</p>	<ul style="list-style-type: none"> • Smooth dimming curve • Compatible with many household dimmer switches¹ 	48
 <p>60W A19 Incandescent</p>	 <p>EnergySaver T2 Twister 13W</p>	<ul style="list-style-type: none"> • Small size mini twister fits more fixtures • 10,000–12,000 hours rated average life 	46
 <p>40W PL-L</p>	 <p>Energy Advantage PL-L 25W</p>	<ul style="list-style-type: none"> • 95% lumen maintenance • 20% energy savings (when compared to a PL-L 40W)* • Only 1.4mg of mercury 	56

Actual lumen values may vary

¹) For compatible dimmers, please see: http://www.usa.lighting.philips.com/connect/tools_literature/compatibility.wpd

* On Instant Start Ballast, a standard PL-L 40W only draws 32 Watts, so the actual savings is 7 Watts (32W - 25W = 7W). 40W - 32W = 8W / 40 = 20%



Compact Fluorescent Lamps

EnergySaver Twisters

Inc. Equiv. Watts	Watts	Bulb	Base	Product Number	Symbols, Footnotes	Description	Ordering Code	Pkg. Type	Case Qty.	MOL (In.)	Diam. (In.)	Rated Avg. Life (Hrs.) (230)	Brightness (Lumens) (231)	Life (Yrs.) (446)	Energy Cost (445)	Light Appear. (CCT)
-------------------	-------	------	------	----------------	--------------------	-------------	---------------	-----------	-----------	-----------	-------------	------------------------------	---------------------------	-------------------	-------------------	---------------------

EnergySaver T2 Mini Twister

FTC REQUIREMENTS

9	40	T2 Twister	Med.	41398-8	\$ ■	Mini Twister Soft White	EL/mdT 9W T2	Box	6	3 3/8	2	12,000	82	550	11.0	\$1.08	2700
				40854-2	\$ ■	Mini Twister Soft White	BC-EL/mdT 9W T2	Clam	6	3 3/8	2	12,000	82	550	11.0	\$1.08	2700
				41706-3	\$ ■ †	Mini Twister Soft White	BC-EL/mdT 9W T2 (4pk)	Clam	6	3 3/8	2	12,000	82	550	11.0	\$1.08	2700
13	60	T2 Twister	Med.	41399-6	\$ ■	Mini Twister Soft White	EL/mdT2 13W	Box	6	3 3/8	2	12,000	82	900	11.0	\$1.57	2700
				40855-9	\$ ■	Mini Twister Soft White	BC-EL/mdT2 13W	Clam	6	3 3/8	2	12,000	82	900	11.0	\$1.57	2700
				41707-1	\$ ■ †	Mini Twister Soft White	BC-EL/mdT2 13W (4pk)	Clam	6	3 3/8	2	12,000	82	900	11.0	\$1.57	2700
				41806-1	\$ ■ †	Mini Twister Soft White	SBC-EL/mdT2 13W (3pk)	Std. Clam	6	3 3/8	2	12,000	82	900	11.0	\$1.57	2700
				41402-9	\$ ■	Mini Twister White Light	EL/mdT2 13W 3.5K	Box	6	3 3/8	2	10,000	82	840	9.1	\$1.57	3500
				41403-7	\$ ■	Mini Twister Cool White	EL/mdT2 13W 4.1K	Box	6	3 3/8	2	10,000	82	840	9.1	\$1.57	4100
				41404-5	\$ ■	Mini Twister Bright White	EL/mdT2 13W 5K	Box	6	3 3/8	2	10,000	82	810	9.1	\$1.57	5000
				42712-0	\$ ■	Mini Twister Daylight	BC-EL/mdT2 13W 6.5K	Clam	6	3 3/8	2	10,000	82	810	9.1	\$1.57	6500
				42009-1	\$ ■ †	Mini Twister Daylight	BC-EL/mdT2 13W 6.5K (4pk)	Clam	6	3 3/8	2	10,000	82	810	9.1	\$1.57	6500
				41807-9	\$ ■ †	Mini Twister Daylight	SBC-EL/mdT2 13W 6.5K (3pk)	Std. Clam	6	3 3/8	2	10,000	82	810	9.1	\$1.57	6500
18	75	T2 Twister	Med.	41400-3	\$ ■	Mini Twister Soft White	EL/mdT2 18W	Box	6	4 1/8	2 1/4	12,000	82	1300	11.0	\$2.17	2700
				40856-7	\$ ■	Mini Twister Soft White	BC-EL/mdT2 18W	Clam	6	4 1/8	2 1/4	12,000	82	1300	11.0	\$2.17	2700
				41708-9	\$ ■ †	Mini Twister Soft White	BC-EL/mdT2 18W (4pk)	Clam	6	4 1/8	2 1/4	12,000	82	1300	11.0	\$2.17	2700
				41808-7	\$ ■ †	Mini Twister Soft White	SBC-EL/mdT2 18W (3pk)	Std. Clam	6	4 1/8	2 1/4	12,000	82	1300	11.0	\$2.17	2700
23	100	T2 Twister	Med.	41401-1	\$ ■	Mini Twister Soft White	EL/mdT2 23W	Box	6	4 1/8	2 1/4	12,000	82	1600	11.0	\$2.77	2700
				40857-5	\$ ■	Mini Twister Soft White	BC-EL/mdT2 23W	Clam	6	4 1/8	2 1/4	12,000	82	1600	11.0	\$2.77	2700
				41709-7	\$ ■ †	Mini Twister Soft White	BC-EL/mdT2 23W (4pk)	Clam	6	4 1/8	2 1/4	12,000	82	1600	11.0	\$2.77	2700
				41809-5	\$ ■ †	Mini Twister Soft White	SBC-EL/mdT2 23W (3pk)	Std. Clam	6	4 1/8	2 1/4	12,000	82	1600	11.0	\$2.77	2700
				41405-2	\$ ■	Mini Twister White Light	EL/mdT2 23W 3.5K	Box	6	4 1/8	2 1/4	10,000	82	1600	9.1	\$2.77	3500
				41406-0	\$ ■	Mini Twister Cool White	EL/mdT2 23W 4.1K	Box	6	4 1/8	2 1/4	10,000	82	1600	9.1	\$2.77	4100
26	100	T2 Twister	Med.	41410-2	\$ ■	Mini Twister Soft White	EL/mdT2 26W	Box	6	5 3/8	2	12,000	82	1800	11.0	\$3.13	2700
				41408-6	\$ ■	Mini Twister Cool White	EL/mdT2 26W 4.1K	Box	6	5 3/8	2	10,000	82	1800	9.1	\$3.13	4100
				41409-4	\$ ■	Mini Twister Bright White	EL/mdT2 26W 5K	Box	6	5 3/8	2	10,000	82	1700	9.1	\$3.13	5000

EnergySaver Twister

5	25	Twister	Med.	14792-6	\$	Twister Soft White	EL/mdT 5W	Box	6	3 3/8	1 1/8	10,000	82	250	9.1	\$0.60	2700
32	125	Twister	Med.	15639-8	\$ ■	Twister Soft White	EL/mdT 32W	Box	6	5 3/8	2 3/8	12,000	82	2200	11.0	\$3.85	2700
				42470-5	\$ ■ †	Twister Soft White	EL/mdT 32W 3K	Box	6	5 3/8	2 3/8	10,000	82	2200	9.1	\$3.85	3000
42	150	Twister	Med.	13948-5	\$ ■	Twister Soft White	EL/dT42W	Box	6	6 3/8	2 3/8	12,000	82	2800	11.0	\$5.06	2700
				42752-6	\$ ■ †	Twister Soft White	EL/dT 42W 3K	Box	6	6 3/8	2 3/8	10,000	82	2800	9.1	\$5.06	3000
				13947-7	\$ ■	Twister Soft White	BC-EL/dT 42W	Clam	6	6 3/8	2 3/8	12,000	82	2800	11.0	\$5.06	2700

For the most current product information, go to the e-catalog on www.philips.com

Compact fluorescent symbols and footnotes located on page 59





Compact Fluorescent Lamps

EnergySaver Twisters, A-Shape Lamps

Inc. Equiv. Watts	Bulb	Base	Product Number	Symbols, Footnotes	Description	Ordering Code	Pkg. Type	Case Qty.	MOL (In.)	Diam. (In.)	Rated Avg. Life (Hrs.) (230)	Brightness (Lumens) (231)	Life (Yrs.) (446)	Energy Cost (445)	Light Appear. (CCT)
-------------------	------	------	----------------	--------------------	-------------	---------------	-----------	-----------	-----------	-------------	------------------------------	---------------------------	-------------------	-------------------	---------------------

EnergySaver Twister Dimmable

FTC REQUIREMENTS

15	60	Twist. Dim Med.	42002-6	\$ ■ †	Twister Dim Soft White	EL/mdT 15W 1% Dim	Box	6	4 3/8	2 1/2	10,000	82	950	9.1	\$1.81	2700
			42004-2	\$ ■ †	Twister Dim Soft White	BC-EL/mdT 15W 1% Dim	Clam	4	4 3/8	2 1/2	10,000	82	950	9.1	\$1.81	2700
20	75	Twist. Dim Med.	42003-4	\$ ■ †	Twister Dim Soft White	EL/mdT 20W 1% Dim	Box	6	4 7/8	2 3/4	10,000	82	1250	9.1	\$2.41	2700
			42005-9	\$ ■ †	Twister Dim Soft White	BC-EL/mdT 20W 1% Dim	Clam	4	4 7/8	2 3/4	10,000	82	1250	9.1	\$2.41	2700
32	125	Twist. Dim Med.	40715-5	\$ ■	Twister Dim Soft White	EL/dT DIM 32W	Box	6	6 1/2	2 3/4	10,000	82	2100	9.1	\$3.85	2700

EnergySaver Twister GU24

13	60	Twist. GU24	41723-8	\$ ■	Twister GU24 Soft White	EL/mdT 13W GU24	Box	6	3 3/8	1 1/2	10,000	82	900	9.1	\$1.57	2700
			41138-9	\$ ■	Twister GU24 Cool White	EL/mdT 13W GU24 4.1K	Box	6	3 3/8	1 1/2	10,000	82	900	9.1	\$1.57	4100
18	75	Twist. GU24	41724-6	\$ ■	Twister GU24 Soft White	EL/mdT 18W GU24	Box	6	3 3/8	2 3/4	10,000	82	1250	9.1	\$2.17	2700
			41177-7	\$ ■	Twister GU24 Cool White	EL/mdT 18W GU24 4.1K	Box	6	3 3/8	2 3/4	10,000	82	1250	9.1	\$2.17	4100
23	100	Twist. GU24	41725-3	\$ ■	Twister GU24 Soft White	EL/mdT 23W GU24	Box	6	4 3/8	2 3/4	10,000	82	1600	9.1	\$2.77	2700
			41139-7	\$ ■	Twister GU24 Cool White	EL/mdT 23W GU24 4.1K	Box	6	4 3/8	2 3/4	10,000	82	1600	9.1	\$2.77	4100

EnergySaver Twister 3-Way

11	50	Twister Med.	21486-6	\$ ■	Twist. 3-Way Double Helix	BC-EL/3W 11-23-34	Clam	6	6 3/8	2 3/4	10,000	82	700	9.1	\$1.32	2700
23	100												1500		\$2.77	
34	150												2200		\$4.09	
			21193-8	\$ ■	Twist. 3-Way Double Helix	EL/3W 11-23-34	Box	6	6 3/8	2 3/4	10,000	82	700	9.1	\$1.32	2700
													1500		\$2.77	
													2200		\$4.09	

EnergySaver A-Shape

9	40	A19 Med.	41736-0	\$ ■	A19 Soft White	EL/A SWP 9W	Box	6	4 3/8	2 1/2	8000	82	450	7.3	\$1.08	2700
			41979-6	\$ ■	A19 Soft White	BC-EL/A SWP 9W	Clam	4	4 3/8	2 1/2	8000	82	450		\$1.08	
14	60	A19 Med.	41737-8	\$ ■ X	A19 Soft White	EL/A SWP 14W	Box	6	4 3/8	2 3/4	8000	82	800	7.3	\$1.69	2700
			41981-2	\$ ■ X	A19 Soft White	BC-EL/A SWP 14W	Clam	4	4 3/8	2 3/4	8000	82	800		\$1.69	
			41980-4	\$ ■ X	A19 Soft White	BC-EL/A SWP 14W 3PK	Clam	4	4 3/8	2 3/4	8000	82	800		\$1.69	
20	75	A21 Med.	20080-8	\$ ■	A21 Soft White	EL/A SWP 20W	Box	6	5 3/8	2 3/4	8000	82	1100	7.3	\$2.41	2700

For the most current product information, go to the e-catalog on www.philips.com
Compact fluorescent symbols and footnotes located on page 59





Compact Fluorescent Lamps

EnergySaver Reflectors

Inc. Equiv. Watts	Watts	Bulb	Base	Product Number	Symbols, Footnotes	Description	Ordering Code	Pkg. Type	Case Qty.	MOL (In.)	Diam. (In.)	Rated Avg. Life (Hrs.) (230)	CRI	Brightness (Lumens) (231)	Life (Yrs.) (446)	Energy Cost (445)	Light Appear. (CCT)
-------------------	-------	------	------	----------------	--------------------	-------------	---------------	-----------	-----------	-----------	-------------	------------------------------	-----	---------------------------	-------------------	-------------------	---------------------

EnergySaver Reflector

FTC REQUIREMENTS

13	50	R20	Med.	42682-5	\$ ■ †	R20 Soft White	EL/A R20 13W	Box	6	4 1/2	2 1/2	8000	82	470	7.3	\$1.57	2700
				42753-4	\$ ■ †	R20 Soft White	EL/A R20 13W 3K	Box	6	4 1/2	2 1/2	8000	82	470	7.3	\$1.57	3000
				42683-3	\$ ■ †	R20 Soft White	BC-EL/A R20 13W	Clam	3	4 1/2	2 1/2	8000	82	470	7.3	\$1.57	2700
15	75	R30	Med.	15703-2	\$ ■	R30 Soft White	EL/A R30 15W	Box	6	5 1/2	3 1/2	8000	82	750	7.3	\$1.81	2700
				40620-7	\$ ■	R30 Soft White	EL/A R30 15W	Box	4	5 1/2	3 1/2	8000	82	750	7.3	\$1.81	2700
				40621-5	\$ ■	R30 Soft White	EL/A R30 15W 2PK	Box	4	5 1/2	3 1/2	8000	82	750	7.3	\$1.81	2700
				41863-2	\$ ■	R30 Soft White	BC-EL/A 15W R30	Clam	2	5 1/2	3 1/2	8000	82	750	7.3	\$1.81	2700
				41862-4	\$ ■	R30 Cool White	EL/A R30 15W 4.1K	Box	6	5 1/2	3 1/2	8000	82	750	7.3	\$1.81	4100
23	120	R40	Med.	15702-4	\$ ■	R40 Soft White	EL/A R40 23W	Box	6	6 1/2	4 1/2	8000	82	1250	7.3	\$2.77	2700
				42120-6	\$ ■	R40 Soft White	BC-EL/A R40 23W	Clam	2	6 1/2	4 1/2	8000	82	1250	7.3	\$2.77	2700
	90	PAR38	Med.	41995-1	\$ ■	PAR38 Soft White	EL/A PAR38 23W	Box	6	6 1/2	4 1/2	8000	82	1300	7.3	\$2.77	2700
				41678-4	\$ ■	PAR38 Soft White	BC-EL/A PAR38 23W	Clam	2	6 1/2	4 1/2	8000	82	1300	7.3	\$2.77	2700
				15716-4	\$ ■	PAR38 2pc Soft White	EL/A PAR38 23W 2pc	Box	6	5 1/2	4 1/2	8000	82	1300	7.3	\$2.77	2700
		Hard PAR38	Med.	22791-8	\$ ■	PAR38 2pc Soft White	EL/A PAR38 23W 2pc	Box	4	5 1/2	4 1/2	8000	82	1300	7.3	\$2.77	2700
				40892-2	\$ ■	PAR38 2pc Soft White	EL/A PAR38 23W 2pc 2pk	Box	4	5 1/2	4 1/2	8000	82	1300	7.3	\$2.77	2700

EnergySaver Dimmable Reflector

16	65	R30 DIM	Med.	41997-7	\$ ■ †	R30 Dimm. Soft White	EL/A R30 EDIM 16W	Box	6	5 1/2	3 1/2	8000	82	630	7.3	\$1.93	2700
				41998-5	\$ ■ †	R30 Dimm. Soft White	BC-EL/A R30 EDIM 16W	Clam	5	5 1/2	3 1/2	8000	82	630	7.3	\$1.93	2700
20	75	R40 DIM	Med.	41999-3	\$ ■ †	R40 Dimm. Soft White	EL/A R40 EDIM 20W	Box	6	6	4 1/2	8000	82	900	7.3	\$2.41	2700
				42000-0	\$ ■ †	R40 Dimm. Soft White	BC-EL/A R40 EDIM 20W	Clam	4	6	4 1/2	8000	82	900	7.3	\$2.41	2700
				PAR38 DIM	Med.	42001-8	\$ ■ †	PAR38 Dimm. Soft White	EL/A PAR38 EDIM 20W	Box	6	6	4 1/2	8000	82	850	7.3

For the most current product information, go to the e-catalog on www.philips.com
Compact fluorescent symbols and footnotes located on page 59





Compact Fluorescent Lamps

EnergySaver Decoratives

Inc. Watts	Equiv. Watts	Bulb	Base	Product Number	Symbols, Footnotes	Description	Ordering Code	Pkg. Type	Case Qty.	MOL (In.)	Diam. (In.)	Rated Avg. Life (Hrs.) (230)	CRI	Brightness (Lumens) (231)	Life (Yrs.) (446)	Energy Cost (445)	Light Appear. (CCT)
------------	--------------	------	------	----------------	--------------------	-------------	---------------	-----------	-----------	-----------	-------------	------------------------------	-----	---------------------------	-------------------	-------------------	---------------------

EnergySaver Fan

FTC REQUIREMENTS

5	25	Fan	Med.	41747-7	\$	Fan Soft White	EL/A FAN 5W	Box	6	3½	1½	8000	82	250	7.3	\$0.60	2700
				41745-1	\$	Fan Soft White	BC-EL/A FAN 5W 3PK	Clam	4	3½	1½	8000	82	250	7.3	\$0.60	2700
9	40	Fan	Med.	41978-8	\$■	Fan Soft White	BC-EL/A FAN 9W	Clam	4	4½	2½	8000	82	450	7.3	\$1.08	2700
				41977-0	\$■	Fan Soft White	BC-EL/A FAN 9W 3PK	Clam	4	4½	2½	8000	82	450	7.3	\$1.08	2700

EnergySaver Candle

5	25	mCan	Cand.	42230-3	\$■	Candle Soft White	EL/mCan T2 5W	Box	6	4½	1½	8000	82	215	7.3	\$0.60	2700
				42232-9	\$■	Candle Soft White	BC-EL/mCan T2 5W	Clam	4	4½	1½	8000	82	215	7.3	\$0.60	2700
				42231-1	\$■	Candle Soft White	BC-EL/mCan T2 5W 3PK	Clam	4	4½	1½	8000	82	215	7.3	\$0.60	2700
9	40	mCan	Cand.	41741-0	\$■	Candle Soft White	EL/mCan T2 9W	Box	6	4½	1½	8000	82	410	7.3	\$1.08	2700
				41739-4	\$■	Candle Soft White	BC-EL/mCan T2 9W	Clam	4	4½	1½	8000	82	410	7.3	\$1.08	2700
		Can	Med.	41740-2	\$■	Candle Soft White	BC-EL/mCan T2 9W 3PK	Clam	4	4½	1½	8000	82	410	7.3	\$1.08	2700
				41744-4	\$■	Candle Soft White	EL/Can T2 9W	Box	6	4½	1½	8000	82	410	7.3	\$1.08	2700
				41742-8	\$■	Candle Soft White	BC-EL/Can T2 9W	Clam	4	4½	1½	8000	82	410	7.3	\$1.08	2700
41743-6	\$■	Candle Soft White	BC-EL/Can T2 9W 3PK	Clam	4	4½	1½	8000	82	410	7.3	\$1.08	2700				

EnergySaver Globe

9	40	G25	Med.	41735-2	\$■	G25 Globe Soft White	EL/A G25 T3 9W	Box	6	4½	3½	8000	82	500	7.3	\$1.08	2700
				41733-7	\$■	G25 Globe Soft White	BC-EL/A G25 T3 9W 3PK	Clam	4	4½	3½	8000	82	500	7.3	\$1.08	2700
				41734-5	\$■	G25 Globe Soft White	BC-EL/A G25 T3 9W	Clam	4	4½	3½	8000	82	500	7.3	\$1.08	2700
14	60	G25	Med.	42787-2	\$■	G25 Globe Soft White	EL/A G25 14W Case	Box	6	5½	5½	8000	82	800	7.3	\$1.69	2700
16	60	G30	Med.	21106-0	\$■	G30 Globe Soft White	EL/A G30 16W	Box	6	5½	5½	8000	82	900	7.3	\$1.93	2700
				21107-8	\$■	G40 Globe Soft White	EL/A G40 23W	Box	6	6½	6	8000	82	1400	7.3	\$2.77	2700

For the most current product information, go to the e-catalog on www.philips.com
Compact fluorescent symbols and footnotes located on page 59





Compact Fluorescent Lamps

EnergySaver Outdoor, Universal, TuffGuard Lamps

Inc. Equiv. Watts	Bulb	Base	Product Number	Symbols, Footnotes	Description	Ordering Code	Pkg. Type	Case Qty.	MOL (In.)	Diam. (In.)	Life (Hrs.) (230)	Rated Avg. (Hrs.)	Brightness (Lumens) (231)	Life (Yrs.) (446)	Energy Cost (445)	Light Appear. (CCT)	
EnergySaver Outdoor																	
14	60	Twister	Med.	40585-2	\$ ■	Twister Photosensor	BC-EL/mdT D2D 14W	Clam	6	4 3/8	2 1/2	8000	82	900	7.3	\$1.69	2700
		A19	Med.	41748-5	\$	A19 Bug-A-Way	BC-EL/A SWP 14W BAW	Clam	4	4 3/8	2 1/2	8000	72	600	7.3	\$1.69	Yellow
		T16	Med.	40867-4	\$ ■	Postlight	BC-EL/O 14W	Clam	4	5 3/8	2 1/2	8000	82	840	7.3	\$1.69	2700
				40778-3	\$ ■	Prismatic Postlight	EL/O 14W Prisma	Box	6	5 3/8	2	8000	82	840	7.3	\$1.69	2700
														FTC REQUIREMENTS			

EnergySaver Universal

14	60	SLS	Med.	14691-0	\$ ● ■	SLS Universal Triple Tube	SLS 14W	Box	6	5	2 3/4	12,000	82	860	11.0	\$1.69	2700
20	75	SLS	Med.	13077-3	\$ ●	SLS Universal Triple Tube	SLS 20W	Box	6	5 3/8	2 3/4	15,000	82	1200	11.0	\$2.41	2700
25	100	SLS	Med.	13574-9	\$ ●	SLS Universal Triple Tube	SLS 25W	Box	6	6 1/8	2 3/4	15,000	82	1750	11.0	\$3.01	2700

EnergySaver TuffGuard

18	75	T20	Med.	13578-0	\$ ■	TuffGuard	EL/O 18W	Box	6	6	2 3/4	15,000	82	1100	9.1	\$2.17	2700
----	----	-----	------	---------	------	-----------	----------	-----	---	---	-------	--------	----	------	-----	--------	------

For the most current product information, go to the e-catalog on www.philips.com
Compact fluorescent symbols and footnotes located on page 59



Twister Photosensor
Med.



Bug-A-Way
Med.



T16 Postlight
Med.



14W SLS Universal
Med.



20W SLS Universal
Med.



25W SLS Universal
Med.



18W TuffGuard T20
Med.



Compact Fluorescent Lamps

EnergySaver Decoratives

Inc. Equiv. Watts	Bulb	Base	Product Number	Symbols, Footnotes	Description	Ordering Code	Pkg. Type	Case Qty.	MOL (In.)	Diam. (In.)	Rated Avg. Life (Hrs.) (230)	CRI	Brightness (Lumens) (231)	Life (Yrs.) (446)	Energy Cost (445)	Light Appear. (CCT)
-------------------	------	------	----------------	--------------------	-------------	---------------	-----------	-----------	-----------	-------------	------------------------------	-----	---------------------------	-------------------	-------------------	---------------------

EnergySaver Silicone A-Shape

FTC REQUIREMENTS

9	40	A17	Med.	41504-2	\$ ■ †	A17 Silicone Soft White	EL/A T2 SC 9W 6/2	Clam	6	4 1/8	2 1/2	8000	82	450	7.3	\$1.08	2700
14	60	A17	Med.	41503-4	\$ ■ †	A17 Silicone Soft White	EL/A T2 SC 14W 6/2	Clam	6	4 1/8	2 1/2	8000	82	800	7.3	\$1.69	2700

EnergySaver Silicone Candle

5	25	mCan	Cand.	41508-3	\$ ■ †	Silicone Candle Soft White	EL/mCan T2 SC 5W 6/3	Clam	6	4	1 1/2	8000	82	215	7.3	\$0.60	2700
		Can	Med.	41509-1	\$ ■ †	Silicone Candle Soft White	EL/Can T2 SC 5W 6/3	Clam	6	4	1 1/2	8000	82	215	7.3	\$0.60	2700
9	40	mCan	Cand.	41510-9	\$ ■ †	Silicone Candle Soft White	EL/mCan T2 SC 9W 6/3	Clam	6	4 1/8	1 3/8	8000	82	410	7.3	\$1.08	2700
		Can	Med.	41511-7	\$ ■ †	Silicone Candle Soft White	EL/Can T2 SC 9W 6/3	Clam	6	4 1/8	1 3/8	8000	82	410	7.3	\$1.08	2700

For the most current product information, go to the e-catalog on www.philips.com
Compact fluorescent symbols and footnotes located on page 59





Compact Fluorescent Lamps

EnergySaver Base Types and Bulb Shapes

EnergySaver Compact Fluorescent Base Types (Not Actual Sizes)



Med.
Medium



Cand.
Candelabra



GU24

EnergySaver Compact Fluorescent Bulb Shapes (Not Actual Sizes)



EL/mdT2
9W



EL/mdT2
13W



EL/mdT2
18W



EL/mdT2
23W



EL/mdT2
26W



EL/mdT
5W



EL/mdT
32W



EL/dT
42W



EL/mdT
DIM 15W



EL/mdT
DIM 20W



EL/dT
DIM 32W



EL/mdT
GU24



EL/3W



EL/A
FAN



EL/A
SWP




A17




EL/A R20



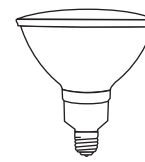
EL/A R30



EL/A R40



EL/A PAR38



EL/A PAR38
2PC



T16



T20



EL/Can




EL/mCan



EL/A
G25



EL/A G30



EL/A G40



EL/mdT
D2D 14W



EL/A
SWP BAW



SLS
EL/T



Compact Fluorescent Lamps

PL-S and PL-C Lamps

Watts	Bulb Base	Product Number	Symbols, Footnotes	Description	Generic Designation	Pkg. Qty.	MOL (In.)	Rated Avg. Life (Hrs.) (230)	Design Lumens (208)	CRI	Brightness (Lumens) (231)	Life (Yrs.) (446)	Energy Cost (445)	Light Appear. (CCT)
-------	-----------	----------------	--------------------	-------------	---------------------	-----------	-----------	------------------------------	---------------------	-----	---------------------------	-------------------	-------------------	---------------------

PL-S (Short) Fluorescent Lamps

FTC REQUIREMENTS

5	PL-S G23	14671-2	\$ ●	PL-S 5W/827/2P/ALTO	CFT5W/G23/827	10	4½	10,000	210	82	250	9.1	\$0.60	2700
		14868-4	\$ ●	PL-S 5W/841/2P/ALTO	CFT5W/G23/841	10	4½	10,000	210	82	250	9.1	\$0.60	4100
7	PL-S G23	14871-8	\$ ●	PL-S 7W/827/2P/ALTO	CFT7W/G23/827	10	5½	10,000	360	82	400	9.1	\$0.84	2700
		14872-6	\$ ●	PL-S 7W/835/2P/ALTO	CFT7W/G23/835	10	5½	10,000	360	82	400	9.1	\$0.84	3500
		14873-4	\$ ●	PL-S 7W/841/2P/ALTO	CFT7W/G23/841	10	5½	10,000	360	82	400	9.1	\$0.84	4100
9	PL-S G23	14867-6	\$ ●	PL-S 9W/827/2P/ALTO	CFT9W/G23/827	10	6½	10,000	540	82	600	9.1	\$1.08	2700
		14869-2	\$ ●	PL-S 9W/835/2P/ALTO	CFT9W/G23/835	10	6½	10,000	540	82	600	9.1	\$1.08	3500
		14870-0	\$ ●	PL-S 9W/841/2P/ALTO	CFT9W/G23/841	10	6½	10,000	540	82	600	9.1	\$1.08	4100
13	PL-S GX23	14681-1	\$ ●	PL-S 13W/827/2P/ALTO	CFT13W/GX23/827	10	7¼	10,000	740	82	825	9.1	\$1.57	2700
		14683-7	\$ ●	PL-S 13W/830/2P/ALTO	CFT13W/GX23/830	10	7¼	10,000	740	82	825	9.1	\$1.57	3000
		14684-5	\$ ●	PL-S 13W/835/2P/ALTO	CFT13W/GX23/835	10	7¼	10,000	740	82	825	9.1	\$1.57	3500
		14685-2	\$ ●	PL-S 13W/841/2P/ALTO	CFT13W/GX23/841	10	7¼	10,000	740	82	825	9.1	\$1.57	4100
		14687-8	\$ ●	PL-S 13W/850/2P/ALTO	CFT13W/GX23/850	10	7¼	10,000	720	82	825	9.1	\$1.57	5000
		14688-6	\$ ●	PL-S 13W/850/2P/ALTO/BULK	CFT13W/GX23/850	50	7¼	10,000	720	82	825	9.1	\$1.57	5000

PL-C (Cluster) 2-Pin—Energy Advantage

21	PL-C G24d-3	40976-3	\$ †	PL-C 26W/830/XEW/ALTO 21W	CFQ26W/G24d/830	10	6¼	10,000	1375	82	1600	9.1	\$2.53	3000
		40977-1	\$ †	PL-C 26W/835/XEW/ALTO 21W	CFQ26W/G24d/835	10	6¼	10,000	1375	82	1600	9.1	\$2.53	3500

PL-C (Cluster) 2-Pin

13	PL-C GX23-2	38310-9	\$ ●	PL-C 13W/827/USA/ALTO	CFQ13W/GX23/827	10	4%	10,000	735	82	860	9.1	\$1.57	2700
		38311-7	\$ ●	PL-C 13W/830/USA/ALTO	CFQ13W/GX23/830	10	4%	10,000	735	82	860	9.1	\$1.57	3000
		38312-5	\$ ●	PL-C 13W/835/USA/ALTO	CFQ13W/GX23/835	10	4%	10,000	735	82	860	9.1	\$1.57	3500
		38313-3	\$ ●	PL-C 13W/841/USA/ALTO	CFQ13W/GX23/841	10	4%	10,000	735	82	860	9.1	\$1.57	4100
		G24d-1	38314-1	\$ ●	PL-C 13W/827/ALTO	CFQ13W/G24d/827	10	5½	10,000	770	82	900	9.1	\$1.57
18	PL-C G24d-2	38316-6	\$ ●	PL-C 18W/827/ALTO	CFQ18W/G24d/827	10	6	10,000	1070	82	1250	9.1	\$2.17	2700
		38317-4	\$ ●	PL-C 18W/830/ALTO	CFQ18W/G24d/830	10	6	10,000	1070	82	1250	9.1	\$2.17	3000
		38318-2	\$ ●	PL-C 18W/835/ALTO	CFQ18W/G24d/835	10	6	10,000	1070	82	1250	9.1	\$2.17	3500
		38319-0	\$ ●	PL-C 18W/841/ALTO	CFQ18W/G24d/841	10	6	10,000	1070	82	1250	9.1	\$2.17	4100
26	PL-C G24d-3	38321-6	\$ ●	PL-C 26W/827/ALTO	CFQ26W/G24d/827	10	6¼	10,000	1545	82	1800	9.1	\$3.13	2700
		38322-4	\$ ●	PL-C 26W/830/ALTO	CFQ26W/G24d/830	10	6¼	10,000	1545	82	1800	9.1	\$3.13	3000
		38323-2	\$ ●	PL-C 26W/835/ALTO	CFQ26W/G24d/835	10	6¼	10,000	1545	82	1800	9.1	\$3.13	3500
		38324-0	\$ ●	PL-C 26W/841/ALTO	CFQ26W/G24d/841	10	6¼	10,000	1545	82	1800	9.1	\$3.13	4100

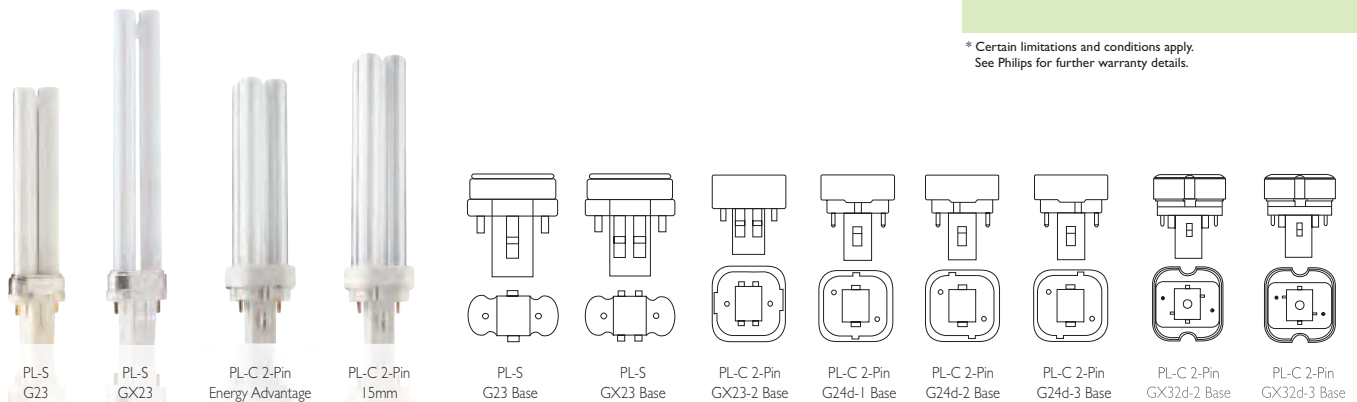
PL-C (Cluster) 2-Pin, 15mm Tube Diameter

20	PL-C GX32d-2	24168-7	\$	PL-C 15mm/22W/827	CFQ20W/GX32d/827	40	6	10,000	995	82	1200	9.1	\$2.41	2700
27	PL-C GX32d-3	24169-5	\$	PL-C 15mm/28W/827	CFQ27W/GX32d/827	40	6¼	10,000	1325	82	1600	9.1	\$3.25	2700

For the most current product information, go to the e-catalog on www.philips.com
Compact fluorescent symbols and footnotes located on page 59

Philips PL-S
Warranty Period: 12 months*

* Certain limitations and conditions apply.
See Philips for further warranty details.





Compact Fluorescent Lamps

PL-C Lamps

Watts	Bulb Base	Product Number	Symbols, Footnotes	Description	Generic Designation	Pkg. Qty.	MOL (In.)	Rated Avg. Life (Hrs.) (230)	Design Lumens (208)	Brightness (Lumens) (231)	Life (Yrs.) (446)	Energy Cost (445)	Light Appear. (CCT)	
PL-C (Cluster) 4-Pin, Energy Advantage														
FTC REQUIREMENTS														
14	PL-C G24q-2	22034-3	\$●	PL-C 18W/827/XEW/4P/ALTO 14W	CFQ18W/G24q/827	10	5 1/4	12,000	1010	82	1100	11	\$1.69	2700
		22040-0	\$●	PL-C 18W/835/XEW/4P/ALTO 14W	CFQ18W/G24q/835	10	5 1/4	12,000	1010	82	1100	11	\$1.69	3500
		22041-8	\$●	PL-C 18W/841/XEW/4P/ALTO 14W	CFQ18W/G24q/841	10	5 1/4	12,000	1010	82	1100	11	\$1.69	4100
21	PL-C G24q-3	22042-6	\$●	PL-C 26W/827/XEW/4P/ALTO 21W	CFQ26W/G24q/827	10	6 1/2	12,000	1400	82	1525	11	\$2.53	2700
		22047-5	\$●	PL-C 26W/835/XEW/4P/ALTO 21W	CFQ26W/G24q/835	10	6 1/2	12,000	1400	82	1525	11	\$2.53	3500
		22048-3	\$●	PL-C 26W/841/XEW/4P/ALTO 21W	CFQ26W/G24q/841	10	6 1/2	12,000	1400	82	1525	11	\$2.53	4100

PL-C (Cluster) 4-Pin

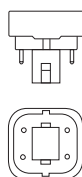
13	PL-C G24q-1	38325-7	\$●	PL-C 13W/827/4P/ALTO	CFQ13W/G24q/827	10	5 3/8	12,000	775	82	900	11	\$1.57	2700
		38326-5	\$●	PL-C 13W/830/4P/ALTO	CFQ13W/G24q/830	10	5 3/8	12,000	775	82	900	11	\$1.57	3000
		38327-3	\$●	PL-C 13W/835/4P/ALTO	CFQ13W/G24q/835	10	5 3/8	12,000	775	82	900	11	\$1.57	3500
		38328-1	\$●	PL-C 13W/841/4P/ALTO	CFQ13W/G24q/841	10	5 3/8	12,000	775	82	900	11	\$1.57	4100
18	PL-C G24q-2	38329-9	\$●	PL-C 18W/827/4P/ALTO	CFQ18W/G24q/827	10	5 1/4	12,000	1075	82	1250	11	\$2.17	2700
		38330-7	\$●	PL-C 18W/830/4P/ALTO	CFQ18W/G24q/830	10	5 1/4	12,000	1075	82	1250	11	\$2.17	3000
		38332-3	\$●	PL-C 18W/835/4P/ALTO	CFQ18W/G24q/835	10	5 1/4	12,000	1075	82	1250	11	\$2.17	3500
		38333-1	\$●	PL-C 18W/841/4P/ALTO	CFQ18W/G24q/841	10	5 1/4	12,000	1075	82	1250	11	\$2.17	4100
26	PL-C G24q-3	38334-9	\$●	PL-C 26W/827/4P/ALTO	CFQ26W/G24q/827	10	6 1/2	12,000	1550	82	1800	11	\$3.13	2700
		38335-6	\$●	PL-C 26W/830/4P/ALTO	CFQ26W/G24q/830	10	6 1/2	12,000	1550	82	1800	11	\$3.13	3000
		38336-4	\$●	PL-C 26W/835/4P/ALTO	CFQ26W/G24q/835	10	6 1/2	12,000	1550	82	1800	11	\$3.13	3500
		38337-2	\$●	PL-C 26W/841/4P/ALTO	CFQ26W/G24q/841	10	6 1/2	12,000	1550	82	1800	11	\$3.13	4100

For the most current product information, go to the e-catalog on www.philips.com
Compact fluorescent symbols and footnotes located on page 59

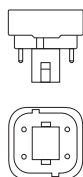
Philips PL-C
Warranty Period: 18 months*

Philips PL-C
Energy Advantage
Warranty Period: 24 months*

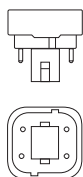
* Certain limitations and conditions apply.
See Philips for further warranty details.



PL-C 4-Pin G24q-1 Base



PL-C 4-Pin G24q-2 Base



PL-C 4-Pin G24q-3 Base



Compact Fluorescent Lamps

PL-T Lamps

Watts	Bulb Base	Product Number	Symbols, Footnotes	Description	Generic Designation	Pkg. Qty.	MOL (In.)	Rated Avg. Life (Hrs.) (230)	Design Lumens (208)	CRI	Brightness (Lumens) (231)	Life (Yrs.) (446)	Energy Cost (445)	Light Appear. (CCT)
PL-T (Triple) 4-Pin, Energy Advantage											FTC REQUIREMENTS			
21	PL-T GX24q-3	40779-1	\$ ●	PL-T 26W/830/XEW/4P/ALTO 21W	CFTR26W/GX24q/830	10	5	16,000	1235	82	1400	14.6	\$2.53	3000
		40780-9	\$ ●	PL-T 26W/835/XEW/4P/ALTO 21W	CFTR26W/GX24q/835	10	5	16,000	1235	82	1400	14.6	\$2.53	3500
27	PL-T GX24q-3	22021-0	\$ ●	PL-T 32W/830/XEW/4P/ALTO 27W	CFTR32W/GX24q/830	10	5½	16,000	1725	82	1875	14.6	\$3.25	3000
		22022-8	\$ ●	PL-T 32W/835/XEW/4P/ALTO 27W	CFTR32W/GX24q/835	10	5½	16,000	1725	82	1875	14.6	\$3.25	3500
		22024-4	\$ ●	PL-T 32W/841/XEW/4P/ALTO 27W	CFTR32W/GX24q/841	10	5½	16,000	1725	82	1875	14.6	\$3.25	4100
33	PL-T GX24q-4	22026-9	\$ ●	PL-T 42W/830/XEW/4P/ALTO 33W	CFTR42W/GX24q/830	10	6½	16,000	2400	82	2615	14.6	\$3.97	3000
		22028-5	\$ ●	PL-T 42W/835/XEW/4P/ALTO 33W	CFTR42W/GX24q/835	10	6½	16,000	2400	82	2615	14.6	\$3.97	3500
		22029-3	\$ ●	PL-T 42W/841/XEW/4P/ALTO 33W	CFTR42W/GX24q/841	10	6½	16,000	2400	82	2615	14.6	\$3.97	4100

PL-T (Triple) 4-Pin


18	PL-T GX24q-2	38437-0	\$ ●	PL-T 18W/827/4P/ALTO	CFTR18W/GX24q/827	12	4%	16,000	1020	82	1200	14.6	\$2.17	2700
		26802-9	\$ ●	PL-T 18W/830/4P/ALTO	CFTR18W/GX24q/830	12	4%	16,000	1020	82	1200	14.6	\$2.17	3000
		26820-1	\$ ●	PL-T 18W/835/4P/ALTO	CFTR18W/GX24q/835	12	4%	16,000	1020	82	1200	14.6	\$2.17	3500
		26822-7	\$ ●	PL-T 18W/841/4P/ALTO	CFTR18W/GX24q/841	12	4%	16,000	1020	82	1200	14.6	\$2.17	4100
26	PL-T GX24q-3	38440-4	\$ ●	PL-T 26W/827/4P/ALTO	CFTR26W/GX24q/827	12	5	16,000	1530	82	1800	14.6	\$3.13	2700
		26823-5	\$ ●	PL-T 26W/830/4P/ALTO	CFTR26W/GX24q/830	12	5	16,000	1530	82	1800	14.6	\$3.13	3000
		26824-3	\$ ●	PL-T 26W/835/4P/ALTO	CFTR26W/GX24q/835	12	5	16,000	1530	82	1800	14.6	\$3.13	3500
		26825-0	\$ ●	PL-T 26W/841/4P/ALTO	CFTR26W/GX24q/841	12	5	16,000	1530	82	1800	14.6	\$3.13	4100
32	PL-T GX24q-3	38443-8	\$ ●	PL-T 32W/827/4P/ALTO	CFTR32W/GX24q/827	12	5%	16,000	2040	82	2400	14.6	\$3.85	2700
		26832-6	\$ ●	PL-T 32W/830/4P/ALTO	CFTR32W/GX24q/830	12	5%	16,000	2040	82	2400	14.6	\$3.85	3000
		26833-4	\$ ●	PL-T 32W/835/4P/ALTO	CFTR32W/GX24q/835	12	5%	16,000	2040	82	2400	14.6	\$3.85	3500
		26872-2	\$ ●	PL-T 32W/841/4P/ALTO	CFTR32W/GX24q/841	12	5%	16,000	2040	82	2400	14.6	\$3.85	4100
42	PL-T GX24q-4	38450-3	\$ ●	PL-T 42W/827/4P/ALTO	CFTR42W/GX24q/827	12	6%	16,000	2720	82	3200	14.6	\$5.06	2700
		26873-0	\$ ●	PL-T 42W/830/4P/ALTO	CFTR42W/GX24q/830	12	6%	16,000	2720	82	3200	14.6	\$5.06	3000
		26875-5	\$ ●	PL-T 42W/835/4P/ALTO	CFTR42W/GX24q/835	12	6%	16,000	2720	82	3200	14.6	\$5.06	3500
		26876-3	\$ ●	PL-T 42W/841/4P/ALTO	CFTR42W/GX24q/841	12	6%	16,000	2720	82	3200	14.6	\$5.06	4100
57	PL-T GX24q-5	14631-6	\$	PL-T 57W/830/4P/A	CFTR57W/GX24q/830	10	7¾	16,000	3741	82	4300	14.6	\$6.87	3000
		14632-4	\$	PL-T 57W/835/4P/A	CFTR57W/GX24q/835	10	7¾	16,000	3741	82	4300	14.6	\$6.87	3500
		14633-2	\$	PL-T 57W/841/4P/A	CFTR57W/GX24q/841	10	7¾	16,000	3741	82	4300	14.6	\$6.87	4100

For the most current product information, go to the e-catalog on www.philips.com
Compact fluorescent symbols and footnotes located on page 59

Philips PL-T
Warranty Period: 18 months*

Philips PL-T
Energy Advantage
Warranty Period: 24 months*

* Certain limitations and conditions apply.
See Philips for further warranty details.





Compact Fluorescent Lamps

PL-L and PL-Q Lamps

Watts	Bulb Base	Product Number	Symbols, Footnotes	Description	Generic Designation	Pkg. Qty.	MOL (In.)	Rated Avg. Life (Hrs.) (230)	Design Lumens (208)	CRI	Brightness (Lumens) (231)	Life (Yrs.) (446)	Energy Cost (445)	Light Appear. (CCT)
-------	-----------	----------------	--------------------	-------------	---------------------	-----------	-----------	------------------------------	---------------------	-----	---------------------------	-------------------	-------------------	---------------------

PL-L (Long)—Energy Advantage

FTC REQUIREMENTS

25	PL-L 2G11	20913-0	\$	PL-L 40W/830/XEW/4P/IS 25W	FT40W/2G11/RS/830	25	22½	24,000	2470	82	2600	21.9	\$3.01	3000
		20914-8	\$	PL-L 40W/835/XEW/4P/IS 25W	FT40W/2G11/RS/835	25	22½	24,000	2470	82	2600	21.9	\$3.01	3500
		40652-0	\$	PL-L 40W/835/XEW/4P/IS 25W	FT40W/2G11/RS/835	10	22½	24,000	2470	82	2600	21.9	\$3.01	3500
		20915-5	\$	PL-L 40W/841/XEW/4P/IS 25W	FT40W/2G11/RS/841	25	22½	24,000	2470	82	2600	21.9	\$3.01	4100

PL-L (Long)

18	PL-L 2G11	34500-9	\$	PL-L 18W/830/4P	FT18W/2G11/830	25	8¾	15,000	1125	82	1250	13.7	\$2.17	3000
		35932-3	\$	PL-L 18W/835/4P	FT18W/2G11/835	25	8¾	15,000	1125	82	1250	13.7	\$2.17	3500
		34501-7	\$	PL-L 18W/841/4P	FT18W/2G11/841	25	8¾	15,000	1125	82	1250	13.7	\$2.17	4100
24	PL-L 2G11	34505-8	\$	PL-L 24W/830/4P	FT24W/2G11/830	25	12¼	15,000	1620	82	1800	13.7	\$2.89	3000
		35933-1	\$	PL-L 24W/835/4P	FT24W/2G11/835	25	12¼	15,000	1620	82	1800	13.7	\$2.89	3500
		34508-2	\$	PL-L 24W/841/4P	FT24W/2G11/841	25	12¼	15,000	1620	82	1800	13.7	\$2.89	4100
36	PL-L 2G11	34511-6	\$	PL-L 36W/830/4P	FT36W/2G11/830	25	16¾	15,000	2610	82	2900	13.7	\$4.34	3000
		34942-3	\$	PL-L 36W/835/4P	FT36W/2G11/835	25	16¾	15,000	2610	82	2900	13.7	\$4.34	3500
		34513-2	\$	PL-L 36W/841/4P	FT36W/2G11/841	25	16¾	15,000	2610	82	2900	13.7	\$4.34	4100
40	PL-L 2G11	30042-6	\$	PL-L 40W/830/4P/RS/IS	FT40W/2G11/RS/830	25	22½	20,000	2970	82	3300	18.3	\$4.82	3000
		30043-4	\$	PL-L 40W/835/4P/RS/IS	FT40W/2G11/RS/835	25	22½	20,000	2970	82	3300	18.3	\$4.82	3500
		30044-2	\$	PL-L 40W/841/4P/RS/IS	FT40W/2G11/RS/841	25	22½	20,000	2970	82	3300	18.3	\$4.82	4100
50	PL-L 2G11	34747-6	\$	PL-L 50W/830/4P/RS	FT50W/2G11/RS/830	25	22½	20,000	3870	82	4300	18.3	\$6.02	3000
		34753-4	\$	PL-L 50W/835/4P/RS	FT50W/2G11/RS/835	25	22½	20,000	3870	82	4300	18.3	\$6.02	3500
		34770-8	\$	PL-L 50W/841/4P/RS	FT50W/2G11/RS/841	25	22½	20,000	3870	82	4300	18.3	\$6.02	4100
55	PL-L 2G11	13844-6	\$	PL-L 55W/950/4P/RS	FT55W/2G11/RS/950	25	21¾	20,000	3358	91	3650	18.3	\$6.62	5000
80	PL-L 2G11	38698-7	\$	PL-L 80W/835/4P	FT80W/2G11/835	25	22½	20,000	5400	82	6000	18.3	\$9.64	3500
		38699-5	\$	PL-L 80W/841/4P	FT80W/2G11/841	25	22½	20,000	5400	82	6000	18.3	\$9.64	4100

PL-Q Square Shape—4 Pin

38	PL-Q GR10q	15941-8		PL-Q 38W/827/4P	CFS38W/GR10q/827	10	8¾	10,000	2395	82	2850	9.1	\$4.58	2700
----	------------	---------	--	-----------------	------------------	----	----	--------	------	----	------	-----	--------	------

For the most current product information, go to the e-catalog on www.philips.com
Compact fluorescent symbols and footnotes located on page 59

Philips PL-L Standard
Warranty Period: 24 months*

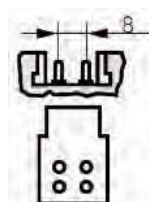
Philips PL-L Energy Advantage
Warranty Period: 30 months*

Philips PL-Q
Warranty Period: 12 months*

* Certain limitations and conditions apply.
See Philips for further warranty details.



PL-L 2G11 Base



PL-Q GR10q Base



Compact Fluorescent Lamps

Consumer Lamps

Watts	Bulb	Base	Product Number	Symbols, Footnotes	Description	Generic Designation	Pkg. Qty.	MOL (In.)	Rated Avg. Life (Hrs.) (230)	Design Lumens (208)	CRI	Brightness (Lumens) (231)	Life (Yrs.) (446)	Energy Cost (445)	Light Appear. (CCT)
Consumer Lamps												FTC REQUIREMENTS			
5	PL-S	G23	23021-9	●	PL-S 5W/827/2P/ALTO	14671-2	6	4½	10,000	215	80	250	9.1	\$0.60	2700
7	PL-S	G23	23022-7	●	PL-S 7W/827/2P/ALTO	14871-8	6	5½	10,000	340	80	400	9.1	\$0.84	2700
9	PL-S	G23	23032-6	●	PL-S 9W/827/2P/ALTO	14867-6	6	6½	10,000	510	80	600	9.1	\$1.08	2700
13	PL-S	GX23	23010-2	●	PL-S 13W/827/2P/ALTO	14681-1	6	7¼	10,000	675	80	800	9.1	\$1.57	2700
			23012-8	●	PL-S 13W/841/2P/ALTO	14685-2	6	7¼	10,000	675	80	800	9.1	\$1.57	4100
	PL-C	GX23-2	23039-1		PL-S 13W/827/2P USA	38310-9	6	4%	10,000	730	80	860	9.1	\$1.57	2700
			23040-9		PL-C 13W/841/2P USA	38313-3	6	4%	10,000	730	80	860	9.1	\$1.57	4100
	PL-C	G24q-1	23035-9		PL-C 13W/827/4P	38325-7	6	5%	10,000	665	80	780	9.1	\$1.57	2700
23036-7				PL-C 13W/841/4P	38328-1	6	5%	10,000	665	80	780	9.1	\$1.57	4100	
18	PL-C	G24q-2	23041-7		PL-C 18W/827/4P	38329-9	6	6	10,000	990	80	1150	9.1	\$2.17	2700
			40981-3	●	PL-T 18W/827/4P/ALTO	38437-0	6	4%	12,000	1020	80	1200	9.1	\$2.17	2700
26	PL-C	G24q-3	23042-5		PL-C 26W/827/4P	38334-9	6	6½	10,000	1470	80	1710	9.1	\$3.13	2700
			23044-1		PL-C 26W/835/4P	38336-4	6	6½	10,000	1470	80	1710	9.1	\$3.13	3500
	PL-T	GX24q-3	23045-8	●	PL-T 26W/827/4P/ALTO	38440-4	6	5	12,000	1530	80	1800	11.0	\$3.13	2700
41860-8			● †	PL-T 26W/841/4P/ALTO	26825-0	6	5	12,000	1530	80	1800	11.0	\$3.13	4100	

For the most current product information, go to the e-catalog on www.philips.com
 Compact fluorescent symbols and footnotes located on page 59

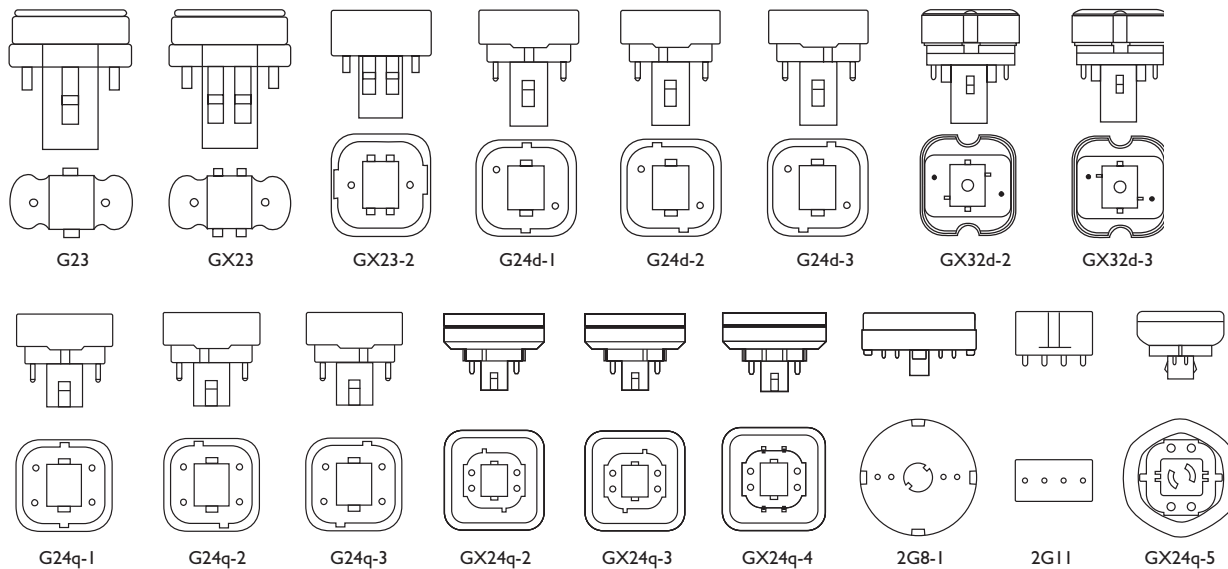




Compact Fluorescent Lamps

PL Base Types and Bulb Shapes

PL Base Types (Not Actual Sizes)



PL Bulb Shapes (Not Actual Sizes)

