

WAVE

LIGHTING



877.870.WAVE (9283) • www.wavelighting.com

TABLE OF CONTENTS

VISUAL INDEX

Visual Index	4-5
--------------	-----

SUSTAINABLE TECHNOLOGY

Eco-Friendly Technologies	6-7
Product Designation Key	7

MATERIALS

Non-Corrosive Technologies	8
----------------------------	---

EVERSTONE™

OceanSide® Approved	9
Full Size Lanterns	10
Companion Size Lanterns	11-13
Wall Pack Lanterns	13
Turtle Friendly Lighting	14

MARLEX®

Turtle & Dark Sky Friendly Lighting	15
Marina Collection	16
Nautical Collection	16-19
Hawthorne Collection	20
Park Point Collection	21
Providence Collection	22
New Town Collection	23
Ashland Collection	24
Brentwood Collection	24
Townhouse Collection	25
Guardian Collection	26
Pocket Collection	27
Colonial Collection	28-29
Victorian Lighting	29
Saxony Collection	30
Vanguard Collection	31



TABLE OF CONTENTS

LOBES & ACORNS

Globe & Acorn Lighting	32
------------------------	----

RESIDENTIAL H.I.D.

Colonial H.I.D.	34
Vanguard H.I.D.	35
Saxony H.I.D.	35
Globe & Acorn H.I.D.	36

COMMERCIAL POST LIGHTING

Park Place Series	38-43
Dark Sky Reflector	39
High Street Series	44
Riverwalk Series	45
Town Hall Series	46
Village Square Series	47

LAMP POSTS & ACCESSORIES

Residential Lamp Posts	48
Light Commercial Lamp Posts	49-51
3" Commercial Lamp Posts	52
4" Commercial Lamp Posts	53
Residential Post Accessories	54-55
Commercial Post Accessories	56

REPLACEMENT PARTS

Replacement Lenses & Diffusers	57
Replacement Globes & Acorns	57-58

PHOTOMETRICS & NUMERICAL INDEX

Photometrics	59
Numerical Index	60-61



VISUAL INDEX



page 10



page 10



page 10



page 11



page 11



page 11



page 12



page 12



page 12



page 13



page 13



page 13



page 14



page 15



page 16



page 16



page 16



page 17



page 17



page 17



page 17



page 18



page 18



page 18



page 19



page 19



page 19



page 19



page 20



page 20



page 20



page 21



page 21



page 21



page 21



page 22



page 22



page 22



page 22



page 23



page 23



page 23



page 23



page 24



page 24



page 24



page 24



page 25



page 25



page 26



page 26



page 26



page 27



page 27

VISUAL INDEX

Marlex



page 27



page 27



page 27



page 27



page 27



page 28



page 28, 34



page 29, 35



page 29



page 30



page 30, 35



page 31



page 31, 35

GLOBES & ACORNS



page 32



page 32, 36



page 36



page 32, 36



page 32, 36

COMMERCIAL POST LIGHTING



page 38



page 39



page 40



page 41



page 42, 43



page 44



page 44



page 45



page 45



page 45



page 46



page 47



page 47

Lamp Posts & Accessories



page 48



page 49



page 51



page 52, 53



page 54



page 55



page 55



page 56

REPLACEMENT PARTS



page 57



page 57



page 57



page 58



page 58



page 58



page 58

SUSTAINABLE



Wave Lighting is excited to introduce our new line of LED fixtures representing the future of lighting. Our commitment to deliver sustainable products in today's green market has led us beyond incandescent bulbs, to magnetic and electronic fluorescent, and now on to LED.

Incandescents convert less than 10 percent of the energy they consume into light, losing the rest as heat. Fluorescent lamps contain mercury which is harmful for the environment. Wave Lighting's LED fixtures utilize a fraction of the energy that incandescents use, are RoHS compliant, and contain no mercury.

Our LED fixtures are a cost-effective option due to their long, maintenance free lifetime. Incandescent bulbs have an approximate lifespan of 1,000 hours, CFLs are estimated at 10,000 hours, while our LEDs can operate up to 50,000 hours. That is 50 x longer than the incandescent bulb and 5 x longer than the CFL.

Wave has added the *LIGHTWAVE* LED light source to many of our fixtures featuring a replaceable LED Light Engine. Our *LIGHTWAVE* LED Light Engine utilizes *Driver-On-Board* technology which eliminates the need for a separate driver and simplifies replacement.



Wave Lighting's Commercial LED luminaires are driven by a multi-volt LED system that is capable of up to 6,000 lumens. The exceptional performance of our Commercial LED system provides 97.3% of lumen output downward with maximum candela at 70° creating extremely high luminaire/post spacing. LED color options include 3000k, 4000k (standard) and 5000k. With IES distributions of Type 3 and Type 5, our Commercial LED is the perfect solution for energy savings, performance and maintenance free operation.



GU24

GU24 Technology is a socket and self ballasted lamp system, which was designed to replace the standard incandescent Edison screw shell base and meet Energy Star and Title 24 requirements. GU24 simplifies lamp and ballast replacement with its easy to use twist lock system.

Nearly our entire line of residential and light commercial fixtures is available in the energy efficient GU24 configuration which is Energy Star and Title 24 compliant when ordered with the lamp included. GU24 gives our customers an energy efficient option with a light source that is easy to replace.



GU24 base CFL



Metal Halide continues to be a popular option because of the lamps' ability to provide natural white light while illuminating larger areas using less energy. Wave Lighting offers Metal Halide models with energy efficient electronic ballasts that bring lower wattages without sacrificing lumen output. High Pressure Sodium fixtures are also available and remain a best seller among post top fixtures.

TECHNOLOGY



ENERGY STAR[®] was introduced by the Environmental Protection Agency in 1992 as a voluntary market-based partnership to reduce greenhouse gas emissions through increased energy efficiency. Wave Lighting is an ENERGY STAR[®] partner committed to improving the energy efficiency of products for homes and businesses. All of our ENERGY STAR[®] qualified products meet the latest requirements for efficiency. For more information about ENERGY STAR[®], visit www.energystar.gov. Look for the ENERGY STAR[®] icon for compliant products.



Wave Lighting is proud to offer a wide range of lighting fixtures that meet the Buy American Act (BAA) requirements. The BAA was created to stimulate the economy by specifying how government agencies purchase products. Look for the "Buy American Act Compliant" icon for qualifying fixtures.



Sea turtles are an endangered species. Between March and October, sea turtle hatchlings are confused by the artificial light from coastal dwellings and head toward pools and streets instead of the safety of the sea. Wave Lighting's turtle-friendly lighting directs light to the ground and is not disruptive to the hatchling turtles. These products are available with a LED powered wildlife friendly light source in addition to incandescent and GU24.





















Light pollution from outdoor lighting wastes billions of dollars and vast quantities of natural resources. Our night sky friendly fixtures and retrofits focus light downward reducing light pollution and safeguarding our wildlife in their natural environment. Wave Lighting's Dark Sky Reflector increases the overall efficiency of a fixture by concentrating its light to where it belongs. We are committed to fighting light pollution and restoring our star-filled skies.

Wave Lighting offers night sky friendly outdoor lighting fixtures and retrofits for residential and commercial lighting applications.



Dark Sky Reflector
(page 39)

PRODUCT DESIGNATION KEY

 Energy Star [®] Models Available	 Meets Buy American Act Requirements	 GU24 Models Available	 LED Models Available	 Occupancy Sensor Option Available
 Dark Sky Friendly Options Available	 Non-Corrosive Oceanside [®] Approved Models	 H.I.D. Models Available	 Listed for Damp Locations	 Listed for Direct Rain Wet Locations
 Turtle Friendly Models	 Meets Americans with Disabilities Act Requirements	 Meets RoHS Requirements	 UL [®] Listed Item	 Listed for Wet Locations
 Photocell Option Available	 ETL Listed Item	 Lamp Included		



World Leaders in Non-Corrosive Outdoor Lighting Technologies

WAVE LIGHTING strives to exceed customer expectations as the lowest cost provider of residential and commercial lamp posts and outdoor lighting products with a special emphasis on new technologies in non-corrosive, energy efficient outdoor lighting. Our commitment to sustainability drives us to develop new and exciting products that meet today's energy consumption requirements and are built to last.



EVERSTONE™

EverStone™ is a proprietary compression molded, non-metallic composite material that, when formed into our designs, provides a level of beauty and non-corrosive durability that is unavailable in traditional metallic lighting fixtures.

"Non-Corrosive Lights that Last."



MARLEX®

Marlex® is a non-metallic, injection molded polymer that offers long term, corrosion-resistant service at a very affordable price. This material is extremely UV stable and is an outstanding alternative to metallic fixtures of all types.



POST TOP GLOBES & ACORNS

Acrylic offers clarity and performance at an affordable price and is extremely UV resistant. Polycarbonate delivers beauty and durability, with the ability to accommodate higher temperatures and wattages and is extremely impact resistant.

COMMERCIAL
POST LIGHTING

COMMERCIAL LIGHTING FIXTURES

Wave Lighting proudly offers a wide variety of commercial HID lighting fixtures. All of our fixtures are constructed with the industry's finest Metal Halide or High Pressure Sodium ballasts and may be customized with a vast array of options from our Dark Sky Reflectors, glass refractors, to decorative finials. Wave Lighting's commercial product line provides safety and security for all types of applications including parks, pedestrian walkways, and parking areas.

Lamp Posts
& Accessories

RESIDENTIAL AND COMMERCIAL LAMP POSTS

Wave Lighting is the leading supplier of residential and commercial lamp posts and accessories. Our extruded aluminum posts are available in round or fluted and for direct burial or surface mount applications. Post lengths range from 7'-14' with wall thicknesses from 0.05"-0.125". We also offer accessories ranging from traditional ladder rests, photocells, to our new NEC compliant convenience outlet with in-use rain shield.

Built From The Inside-Out To Last!



OceanSide® Approved products are specifically designed from the **INSIDE-OUT** to meet the rigors of Nature's harshest environment. **All Everstone™ products meet the high standards needed to be OceanSide® Approved.**



LIMITED LIFETIME WARRANTY ON HOUSING

Whether you live on the coast or inland, Wave Lighting has created an array of non-corrosive, decorative outdoor lighting fixtures that will withstand any extreme environment; from humid and salted coastal climates to frigid snowscapes to arid deserts.

OCEANSIDE® APPROVED



The OceanSide® icon indicates that this product meets an uncompromising set of standards for low-maintenance durability and harsh weather performance.

Our advanced engineering, pleasing designs and leading-edge technologies allow us to eliminate components that can fail due to rust, corrosion or exposure to extreme climates.



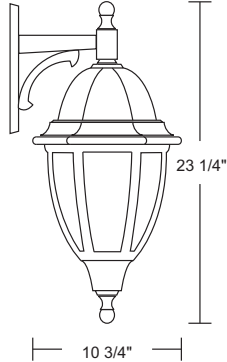
EVERSTONE®

NON-CORROSIVE

FULL SIZE LANTERNS



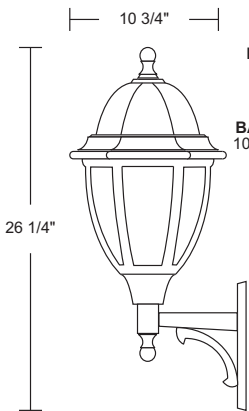
S11VL-WH



GUIDE: S11VC-G32-WH-PC

ITEM #	LENS	LIGHT SOURCE	COLOR	OPTION
S11V	ACRYLIC C-Clear F-Frosted L-Opal	INCANDESCENT (1) 100W MAX Medium Base	BK-Blackstone WH-Whitestone SN-Sandstone GY-Graystone BZ-Bronzestone	PC-Photocell (GU24 & LED only)
		GU24 FLUORESCENT 27K G13 -(1) 13W GU24 ☆ G18 -(1) 18W GU24 ☆ G26 -(1) 27W GU24 ☆ G32 -(1) 32W GU24 ☆		
		LED LIGHT SOURCE		
EXTENDS:		120V LIGHTWAVE LED	CCT	
12 3/4"		LR12-12W 800lm ☆	C-4K	
H/CTR:		LR15-15W 1200lm ☆	W-3K	
5 1/4"				
BACKPLATE:				
10 5/8" x 5 1/2"				

S11SC-SN



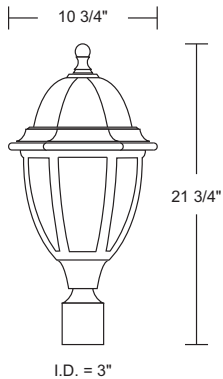
EXTENDS:
12 3/4"
H/CTR:
21 1/4"
BACKPLATE:
10 5/8" x 5 1/2"



GUIDE: S11SC-G13-SN

ITEM #	LENS	LIGHT SOURCE	COLOR
S11S	ACRYLIC C-Clear F-Frosted L-Opal	INCANDESCENT (1) 100W MAX Medium Base	BK-Blackstone WH-Whitestone SN-Sandstone GY-Graystone BZ-Bronzestone
		GU24 FLUORESCENT 27K G13 -(1) 13W GU24 ☆ G18 -(1) 18W GU24 ☆ G26 -(1) 27W GU24 ☆ G32 -(1) 32W GU24 ☆	
		LED LIGHT SOURCE	
EXTENDS:		120V LIGHTWAVE LED	CCT
12 3/4"		LR12-12W 800lm ☆	C-4K
H/CTR:		LR15-15W 1200lm ☆	W-3K
21 1/4"			
BACKPLATE:			
10 5/8" x 5 1/2"			

S11TF-BK



GUIDE: S11TC-LR12W-BK

ITEM #	LENS	LIGHT SOURCE	COLOR
S11T	ACRYLIC C-Clear F-Frosted L-Opal	INCANDESCENT (1) 100W MAX Medium Base	BK-Blackstone WH-Whitestone SN-Sandstone GY-Graystone BZ-Bronzestone
		GU24 FLUORESCENT 27K G13 -(1) 13W GU24 ☆ G18 -(1) 18W GU24 ☆ G26 -(1) 27W GU24 ☆ G32 -(1) 32W GU24 ☆	
		LED LIGHT SOURCE	
EXTENDS:		120V LIGHTWAVE LED	CCT
21 3/4"		LR12-12W 800lm	C-4K
H/CTR:		LR15-15W 1200lm	W-3K
I.D. = 3"			



Posts accommodate Photo Control 320 or 688. See page 55. Posts sold separately.

Specifications subject to change without notice.

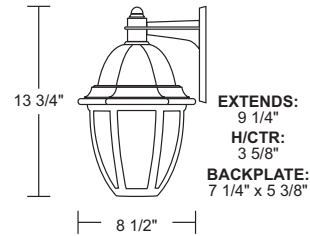
COMPANION SIZE LANTERNS



GUIDE: S21VF-BZ-PC

ITEM #	LENS	LIGHT SOURCE	COLOR	OPTION	
S21V	ACRYLIC C-Clear F-Frosted L-Opal	INCANDESCENT (1) 60W MAX Medium Base	BK -Blackstone WH -Whitestone SN -Sandstone GY -Graystone BZ -Bronzestone	PC -Photocell (GU24 & LED only)	
		GU24 FLUORESCENT 27K			
		G13 -(1) 13W GU24 ☆			
		G18 -(1) 18W GU24 ☆			
		LED LIGHT SOURCE			
		120V LIGHTWAVE LED LR12 -12W 800lm	CCT C -4K W -3K		

S21VF-BZ



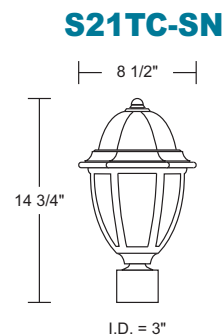
GUIDE: S21SC-G32-GY

ITEM #	LENS	LIGHT SOURCE	COLOR		
S21S	ACRYLIC C-Clear F-Frosted L-Opal	INCANDESCENT (1) 60W MAX Medium Base	BK -Blackstone WH -Whitestone SN -Sandstone GY -Graystone BZ -Bronzestone		
		GU24 FLUORESCENT 27K			
		G13 -(1) 13W GU24 ☆			
		G18 -(1) 18W GU24 ☆			
		G26 -(1) 27W GU24 ☆			
		G32 -(1) 32W GU24 ☆			
		LED LIGHT SOURCE			
		120V LIGHTWAVE LED LR12 -12W 800lm	CCT C -4K W -3K		



GUIDE: S21TC-G13-SN

ITEM #	LENS	LIGHT SOURCE	COLOR		
S21T	ACRYLIC C-Clear F-Frosted L-Opal	INCANDESCENT (1) 60W MAX Medium Base	BK -Blackstone WH -Whitestone SN -Sandstone GY -Graystone BZ -Bronzestone		
		GU24 FLUORESCENT 27K			
		G13 -(1) 13W GU24 ☆			
		G18 -(1) 18W GU24 ☆			
		G26 -(1) 27W GU24 ☆			
		G32 -(1) 32W GU24 ☆			
		LED LIGHT SOURCE			
		120V LIGHTWAVE LED LR12 -12W 800lm	CCT C -4K W -3K		



STONE COLORS



★ Lamp Included
Energy Star Qualified Product

Specifications subject to change without notice.



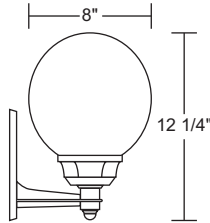
EVERSTONE®

NON-CORROSIVE

COMPANION SIZE LANTERNS



S26SL-BK



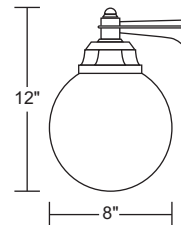
EXTENDS:
9 1/4"
H/CTR:
8 3/4"
BACKPLATE:
7 1/4" x 5 3/8"

GUIDE: S26SL-G13-BK

ITEM #	GLOBE	LIGHT SOURCE	COLOR
S26S S26V	ACRYLIC C-Clear Prismatic L-Opal	INCANDESCENT (1) 60W MAX Medium Base GU24 FLUORESCENT 27K G13 -(1) 13W GU24 ☆ G18 -(1) 18W GU24 ☆ G26 -(1) 27W GU24 ☆	BK -Blackstone WH -Whitestone SN -Sandstone GY -Graystone BZ -Bronzestone



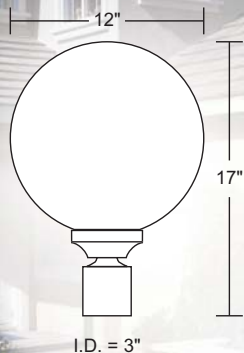
S26VC-SN



EXTENDS:
9 1/4"
H/CTR:
3 5/8"
BACKPLATE:
7 1/4" x 5 3/8"



S26TC-WH



GUIDE: S26TC-G13-WH

ITEM #	GLOBE	LIGHT SOURCE	COLOR
S26T	ACRYLIC C-Clear Prismatic L-Opal	INCANDESCENT (1) 100W MAX Medium Base GU24 FLUORESCENT 27K G13 -(1) 13W GU24 ☆ G18 -(1) 18W GU24 ☆ G26 -(1) 27W GU24 ☆ G32 -(1) 32W GU24 ☆	BK -Blackstone WH -Whitestone SN -Sandstone GY -Graystone BZ -Bronzestone

STONE COLORS



Posts accommodate Photo Control 320 or 688. See page 55. Posts sold separately.

Specifications subject to change without notice.

COMPANION SIZE LANTERNS

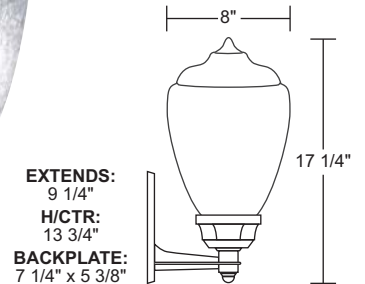


GUIDE: S27SC-G13-BK

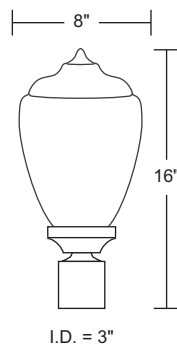
ITEM #	GLOBE	LIGHT SOURCE	COLOR
S27SC	POLYCARBONATE Clear Textured	INCANDESCENT (1) 60W MAX Medium Base GU24 FLUORESCENT 27K G13 -(1) 13W GU24 ☆ G18 -(1) 18W GU24 ☆ G26 -(1) 27W GU24 ☆	BK -Blackstone WH -Whitestone SN -Sandstone GY -Graystone BZ -Bronzestone



S27SC-BK



S27TC-GY



GUIDE: S27TC-G13-WH

ITEM #	GLOBE	LIGHT SOURCE	COLOR
S27TC	POLYCARBONATE Clear Textured	INCANDESCENT (1) 100W MAX Medium Base GU24 FLUORESCENT G13 -(1) 13W GU24 ☆ G18 -(1) 18W GU24 ☆ G26 -(1) 27W GU24 ☆ G32 -(1) 32W GU24 ☆	BK -Blackstone WH -Whitestone SN -Sandstone GY -Graystone BZ -Bronzestone

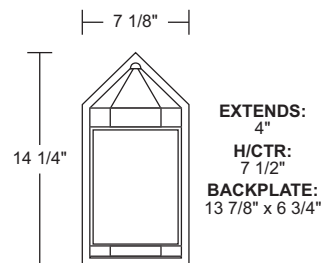
WALL PACK LANTERNS



GUIDE: S32WC-G26-BK-PC

ITEM #	DIFFUSER	LIGHT SOURCE	COLOR	OPTION
S32W	ACRYLIC C-Clear Prismatic L-Opal	INCANDESCENT (1) 60W MAX Medium Base GU24 FLUORESCENT 27K G13 -(1) 13W GU24 ☆ G18 -(1) 18W GU24 ☆ G26 -(1) 27W GU24 ☆ LED LIGHT SOURCE 120V LIGHTWAVE LED LR12-12W 800lm LR15-15W 1200lm CCT C-4K W-3K	BK -Blackstone WH -Whitestone SN -Sandstone GY -Graystone BZ -Bronzestone 277V LED Available (call for details)	PC -Photocell (GU24 & LED only)

S32WC-BK



☆ Lamp Included
Energy Star Qualified Product

Specifications subject to change without notice.



EVERSTONE®

NON-CORROSIVE

TURTLE & DARK SKY FRIENDLY



S33WN-SN



(N) No Insignia



(L) Lighthouse

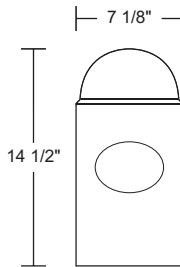


(T) Turtle



*Custom
(consult factory for details)

- Florida Wildlife Certified with Amber LED Light Source
- Meets Standards for Beachfront, Turtle Safe Lighting
- 100% Cut-Off - Complies with Dark Sky Standards
- Available with No Insignia, Lighthouse, Turtle, or Custom Insignia
- Non-Corrosive Hardware



EXTENDS:
4"
H/CTR:
7 3/4"
BACKPLATE:
14 1/8" x 6 3/4"



S33WL-L9-SN

***FLORIDA WILDLIFE CERTIFIED LIGHTING**



★ Lamp Included
Energy Star Qualified Product

GUIDE: S33WL-G13-SN-PC

ITEM #	INSIGNIA	LIGHT SOURCE	COLOR	OPTION	
S33W	N -No Insignia L -Lighthouse T -Turtle Customizable Insignia Available. Consult factory for details.	INCANDESCENT (1) 60W MAX Medium Base	BK -Blackstone WH -Whitestone SN -Sandstone GY -Graystone BZ -Bronzestone	PC -Photocell (GU24 & LED only)	
		GU24 FLUORESCENT 27K G13 -(1) 13W GU24 ☆ G18 -(1) 18W GU24 ☆ G26 -(1) 27W GU24 ☆			
		LED LIGHT SOURCE			
		120V LIGHTWAVE LED LR12 -12W 800lm			CCT C -4K W -3K
		120-277V AMBER LED L9* -9W 470lm, 585-595nm			277V LED Available (call for details)

Specifications subject to change without notice.

TURTLE & DARK SKY FRIENDLY

Marlex

NON-CORROSIVE

- Available in Two Lengths
- Turtle Safe & Dark Sky Friendly Lighting
- Non-Corrosive Construction

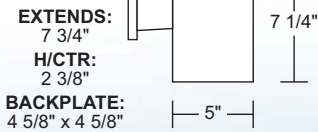
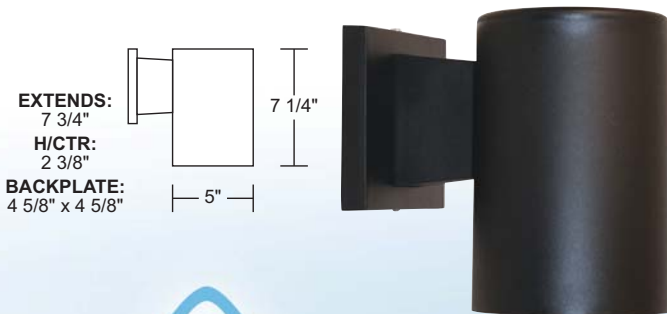
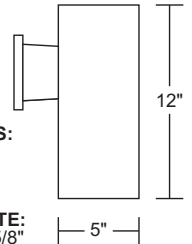


GUIDE: S34W-BK

ITEM #	LIGHT SOURCE	COLOR
S34W	INCANDESCENT	BK-Black
S35W	(1) 75W MAX Par 30 Lamp	WH-White



S35W-WH



S34W-BK



S35W-WH



Specifications subject to change without notice.



WALL & PIER MOUNT

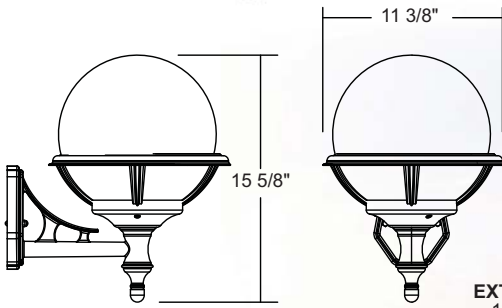
GUIDE: S71SC-G13-WH-PC



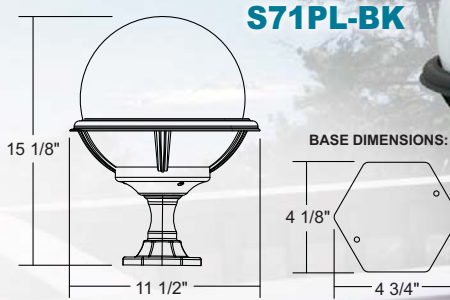
S71SL-BK

ITEM #	GLOBE	LIGHT SOURCE	COLOR	OPTION
S71S	ACRYLIC	INCANDESCENT	BK-Black	PC-Photocell (wall mount only)
S71P	C-Clear Prismatic L-Opal	(1) 60W MAX Medium Base GU24 FLUORESCENT 27K G13-(1) 13W GU24 ☆ G18-(1) 18W GU24 ☆ G26-(1) 27W GU24 ☆ G32-(1) 32W GU24 ☆		

10" Fitter Neck Globe



EXTENDS:
14 1/4"
H/CTR:
10"
BACKPLATE:
6 1/2" x 4 3/4"



S71PL-BK



NAUTICAL COLLECTION



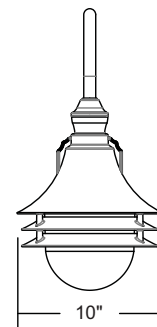
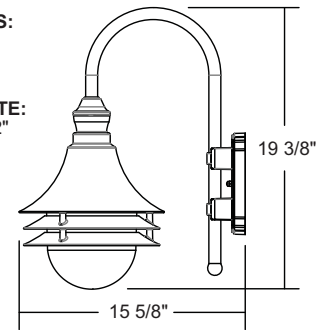
GUIDE: S759VF-G13-WH-PC

ITEM #	DIFFUSER	LIGHT SOURCE	COLOR	OPTION
S759V	ACRYLIC F-Frosted L-Opal	INCANDESCENT	BK-Black WH-White	PC-Photocell
		(1) 60W MAX Medium Base GU24 FLUORESCENT 27K G13-(1) 13W GU24 ☆ G18-(1) 18W GU24 ☆ G26-(1) 27W GU24 ☆ G32-(1) 32W GU24 ☆		
		LED LIGHT SOURCE		
	120V LIGHTWAVE LED LR12-12W 800lm ☆	CCT C-4K W-3K		

EXTENDS:
15 5/8"
H/CTR:
13"
BACKPLATE:
7" x 4 1/2"



S759VF-WH






GUIDE: S75TC-1-G13-WH-PC

ITEM #	DIFFUSER	LIGHT SOURCE	COLOR	OPTION
S75TC-1 S75TC-2 S75VC	ACRYLIC Clear Prismatic	INCANDESCENT (1) 60W MAX Medium Base GU24 FLUORESCENT 27K G13 -(1) 13W GU24 ☆ G18 -(1) 18W GU24 ☆	BK -Black WH -White	PC -Photocell
S75TL-1 S75TL-2 S75VL	ACRYLIC Opal	LED LIGHT SOURCE 120V LIGHTWAVE LED LR12 -12W 800lm ☆	277V LED Available (call for details) CCT C-4K W-3K	

*Energy Star only available on S75V



S75TC-1-WH



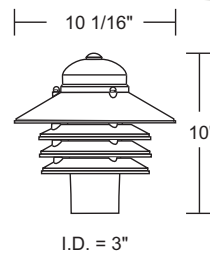
S75TC-2-BK



GUIDE: S75TC-G13-WH-PC


ITEM #	DIFFUSER	LIGHT SOURCE	COLOR	OPTION
S75TC	ACRYLIC Clear Prismatic	INCANDESCENT (1) 60W MAX Medium Base GU24 FLUORESCENT 27K G13 -(1) 13W GU24 ☆ G18 -(1) 18W GU24 ☆	BK -Black WH -White	PC -Photocell (GU24 & LED only)
		LED LIGHT SOURCE 120V LIGHTWAVE LED LR12 -12W 800lm	CCT C-4K W-3K	

S75TC-WH



Pier Mount Adaptors Available
(page 55)

Posts sold separately.



☆ Lamp Included
Energy Star Qualified Product

Specifications subject to change without notice.

WALL OR CEILING MOUNT

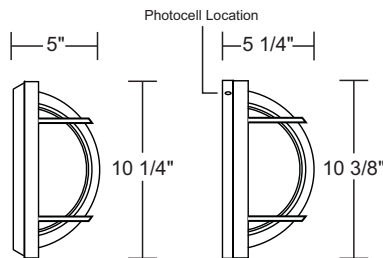


GUIDE: S761WF-2G13-WH-PC

ITEM #	DIFFUSER	LIGHT SOURCE	COLOR	OPTION
S761WF S772WF S791WF	POLYCARBONATE Frosted Ribbed	POLYCARBONATE BACK PAN		
		INCANDESCENT (1) 75W MAX Medium Base	BK-Black WH-White	
		GU24 FLUORESCENT 27K G13-(1) 13W GU24 ☆		
ALUMINUM BACK PAN			BK-Black WH-White	PC-Photocell (GU24 & LED only)
GU24 FLUORESCENT 27K G18-(1) 18W GU24 ☆ G26-(1) 27W GU24 ☆ 2G13-(2) 13W GU24 ☆ 2G18-(2) 18W GU24 ☆				
LED LIGHT SOURCE				
120V LIGHTWAVE LED				
LR12-12W 800lm			CCT C-4K W-3K	277V LED Available (call for details)
LR15-15W 1200lm				
LR22-22W 1800lm				



S761WF-WH



POLYCARBONATE BACK PAN

H/CTR: 5 1/8"

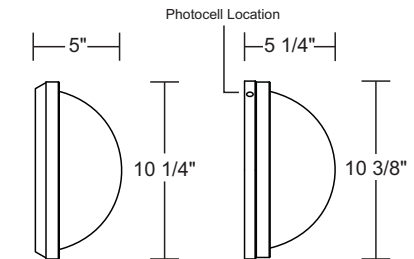
ALUMINUM BACK PAN

H/CTR: 5 1/4"

S772WF-BK



S791WF-WH

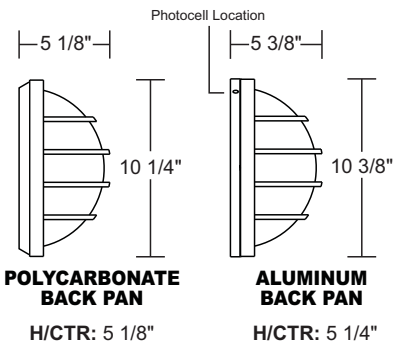


POLYCARBONATE BACK PAN

H/CTR: 5 1/8"

ALUMINUM BACK PAN

H/CTR: 5 1/4"



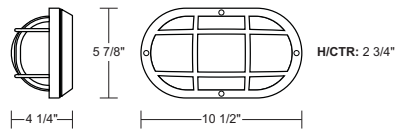
POLYCARBONATE BACK PAN

H/CTR: 5 1/8"

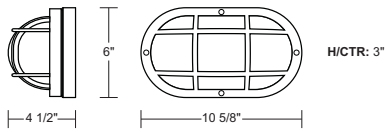
ALUMINUM BACK PAN

H/CTR: 5 1/4"

WALL MOUNT



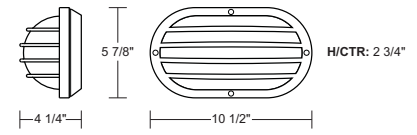
POLYCARBONATE BACK PAN



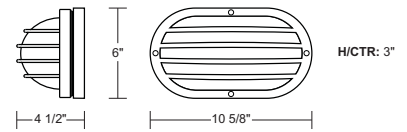
ALUMINUM BACK PAN



S76WF-WH



POLYCARBONATE BACK PAN

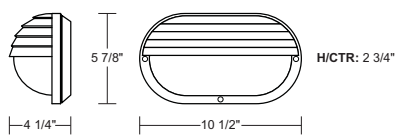


ALUMINUM BACK PAN

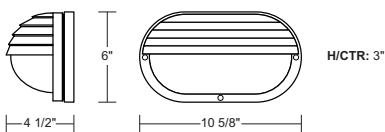


S771WF-BK

S77WF-WH



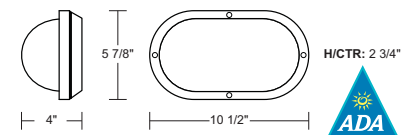
POLYCARBONATE BACK PAN



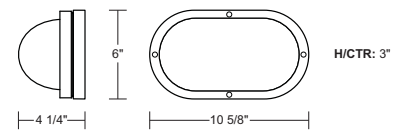
ALUMINUM BACK PAN



S79WF-BK



POLYCARBONATE BACK PAN



ALUMINUM BACK PAN



GUIDE: S76WF-2G13-WH-PC

ITEM #	DIFFUSER	LIGHT SOURCE	COLOR	OPTION
S76WF S771WF S77WF S79WF	POLYCARBONATE Frosted Ribbed	POLYCARBONATE BACK PAN		
		INCANDESCENT (1) 60W MAX Medium Base	BK-Black WH-White	
		GU24 FLUORESCENT 27K G13-(1) 13W GU24 ☆		
		ALUMINUM BACK PAN		
		GU24 FLUORESCENT 27K G18-(1) 18W GU24 ☆ G26-(1) 27W GU24 ☆ 2G13-(2) 13W GU24 ☆	BK-Black WH-White	PC-Photocell (GU24 & LED only)
		LED LIGHT SOURCE		
		120V LIGHTWAVE LED LR12-12W 800lm	CCT C-4K W-3K	277V LED Available (call for details)

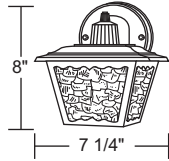
ADA NOTE: Only S79WF with Polycarbonate Back Pan is ADA compliant.

★ Lamp Included
 Energy Star Qualified Product

Specifications subject to change without notice.



206VC-WH



EXTENDS: 5 3/4"
H/CTR: 2 3/8"
BACKPLATE: 4 7/8" RD.




GUIDE: 206VC-G13-WH-PC

ITEM #	LENS	LIGHT SOURCE	COLOR	OPTION
206VC	ACRYLIC Clear Glacier	INCANDESCENT (1) 60W MAX Medium Base	BK -Black WH -White	PC -Photocell (GU24 & LED only)
		GU24 FLUORESCENT 27K		
		G13 -(1) 13W GU24 ☆ G18 -(1) 18W GU24 ☆		
LED LIGHT SOURCE				
		120V LIGHTWAVE LED LR12 -12W 800lm	CCT C -4K W -3K	



208SL-BK

(Opal Beveled Shown)



EXTENDS:
8 1/2"
H/CTR:
10 5/8"
BACKPLATE:
4 5/8" x 4 5/8"

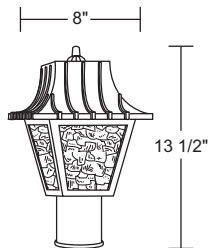
GUIDE: 208SC-LR12W-BK-PC

ITEM #	LENS	LIGHT SOURCE	COLOR	OPTION
208S	ACRYLIC C -Clear Glacier B -Clear Beveled L -Opal Beveled	INCANDESCENT (1) 60W MAX Medium Base	BK -Black WH -White	PC -Photocell
		GU24 FLUORESCENT 27K		
		G13 -(1) 13W GU24 ☆ G18 -(1) 18W GU24 ☆ G26 -(1) 27W GU24 ☆		
LED LIGHT SOURCE				
		120V LIGHTWAVE LED LR12 -12W 800lm	CCT C -4K W -3K	



208TC-WH

(Clear Glacier Shown)



I.D. = 3"



GUIDE: 208TC-WH

ITEM #	LENS	LIGHT SOURCE	COLOR
208T	ACRYLIC C -Clear Glacier B -Clear Beveled L -Opal Beveled	INCANDESCENT (1) 60W MAX Medium Base	BK -Black WH -White
		GU24 FLUORESCENT 27K	
		G13 -(1) 13W GU24 ☆ G18 -(1) 18W GU24 ☆ G26 -(1) 27W GU24 ☆	
LED LIGHT SOURCE			
		120V LIGHTWAVE LED LR12 -12W 800lm	CCT C -4K W -3K



Posts accommodate Photo Control 320 or 688. See page 55. Posts sold separately.

Specifications subject to change without notice.

PARK POINT COLLECTION

Marlex

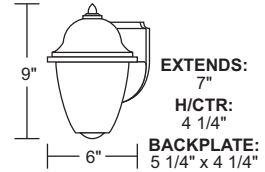
NON-CORROSIVE



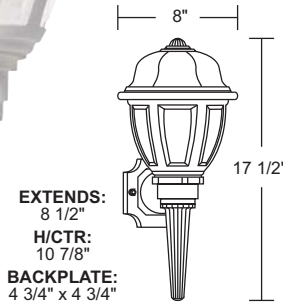
GUIDE: 785-LR12C-BK-PC

ITEM #	DIFFUSER	LIGHT SOURCE	COLOR	OPTION
785	ACRYLIC Opal	INCANDESCENT (1) 60W MAX Medium Base	BK-Black WH-White	PC-Photocell
		GU24 FLUORESCENT 27K		
		G13-(1) 13W GU24 ☆ G18-(1) 18W GU24 ☆		
		LED LIGHT SOURCE		
		120V LIGHTWAVE LED LR12-12W 800lm	CCT C-4K W-3K	277V LED Available (call for details)

785-BK



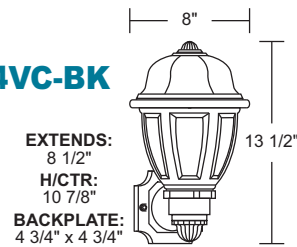
204SC-WH



GUIDE: 204SC-G13-WH-PC

ITEM #	LENS	LIGHT SOURCE	COLOR	OPTION
204S 204V	ACRYLIC C-Clear Beveled L-Opal Beveled	INCANDESCENT (1) 60W MAX Medium Base	BK-Black WH-White	PC-Photocell
		GU24 FLUORESCENT 27K		
		G13-(1) 13W GU24 ☆ G18-(1) 18W GU24 ☆ G26-(1) 27W GU24 ☆		
		LED LIGHT SOURCE		
		120V LIGHTWAVE LED LR12-12W 800lm	CCT C-4K W-3K	

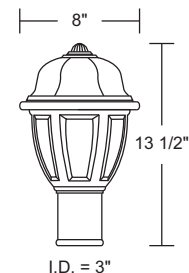
204VC-BK



GUIDE: 204TC-G13-WH

ITEM #	LENS	LIGHT SOURCE	COLOR	
204T	ACRYLIC C-Clear Beveled L-Opal Beveled	INCANDESCENT (1) 60W MAX Medium Base	BK-Black WH-White	
		GU24 FLUORESCENT 27K		
		G13-(1) 13W GU24 ☆ G18-(1) 18W GU24 ☆ G26-(1) 27W GU24 ☆		
		LED LIGHT SOURCE		
		120V LIGHTWAVE LED LR12-12W 800lm	CCT C-4K W-3K	

204TC-WH



☆ Lamp Included
Energy Star Qualified Product

Specifications subject to change without notice.


NON-CORROSIVE

270SF-BK




GUIDE: 270TC-LR12C-BK

ITEM #	LENS	LIGHT SOURCE	COLOR
270S	ACRYLIC	INCANDESCENT	BK-Black
270T	C-Clear Beveled w/Glass Chimney F-Frosted Beveled	(1) 60W MAX Medium Base GU24 FLUORESCENT 27K G13-(1) 13W GU24 ☆ G18-(1) 18W GU24 ☆ G26-(1) 27W GU24 ☆ LED LIGHT SOURCE 120V LIGHTWAVE LED LR12-12W 800lm CCT C-4K W-3K	



EXTENDS:
10 1/4"
H/CTR:
15"
BACKPLATE:
4 7/8" x 5 3/4"



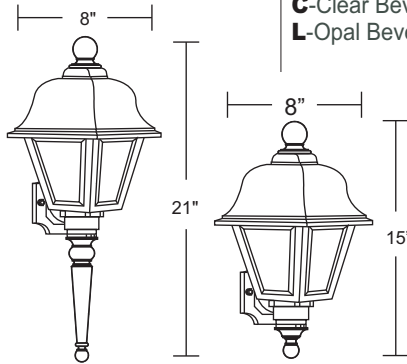
Glass Chimney Included when ordered with Clear Beveled Lens

270TC-BK



220SL-WH
Long & Short Tail Included

EXTENDS:
9"
H/CTR:
11 7/8"
BACKPLATE:
4 3/4" x 4 3/4"



GUIDE: 220SC-G13-BK-PC

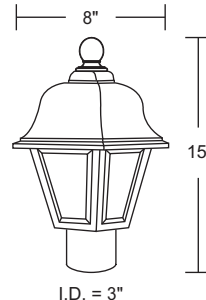
ITEM #	LENS	LIGHT SOURCE	COLOR	OPTION
220S	ACRYLIC	INCANDESCENT	BK-Black WH-White	PC-Photocell
	C-Clear Beveled L-Opal Beveled	(1) 60W MAX Medium Base GU24 FLUORESCENT 27K G13-(1) 13W GU24 ☆ G18-(1) 18W GU24 ☆ G26-(1) 27W GU24 ☆ LED LIGHT SOURCE 120V LIGHTWAVE LED LR12-12W 800lm CCT C-4K W-3K		



GUIDE: 220TC-G13-BK

ITEM #	LENS	LIGHT SOURCE	COLOR
220T	ACRYLIC	INCANDESCENT	BK-Black WH-White
	C-Clear Beveled L-Opal Beveled	(1) 60W MAX Medium Base GU24 FLUORESCENT 27K G13-(1) 13W GU24 ☆ G18-(1) 18W GU24 ☆ G26-(1) 27W GU24 ☆ LED LIGHT SOURCE 120V LIGHTWAVE LED LR12-12W 800lm CCT C-4K W-3K	

220TC-BK



Photocell available Posts accommodate Photo Control 320 or 688. See page 55. Posts sold separately.

Specifications subject to change without notice.

NEW TOWN COLLECTION

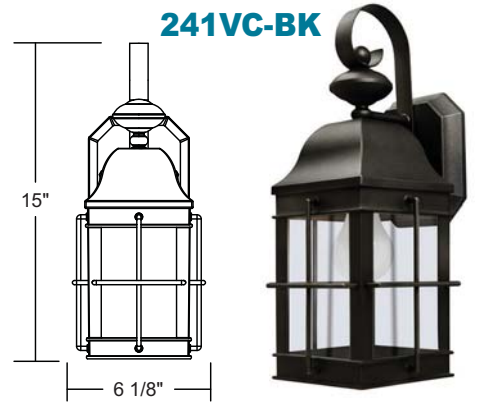
Marlex

NON-CORROSIVE



GUIDE: 241VC-BK-PC

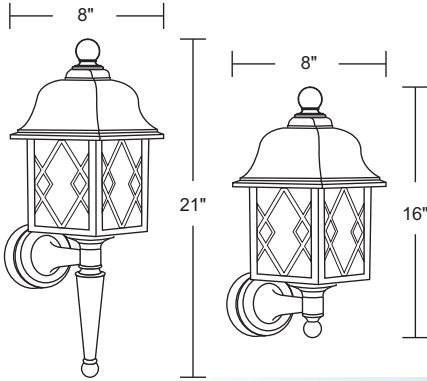
ITEM #	LENS	LIGHT SOURCE	COLOR	OPTION
241VC	ACRYLIC Clear	INCANDESCENT (1) 60W MAX Medium Base	BK-Black WH-White	PC-Photocell (LED only)
		GU24 FLUORESCENT 27K		
		G13-(1) 13W GU24 ☆		
		G18-(1) 18W GU24 ☆		
		LED LIGHT SOURCE		
		120V LIGHTWAVE LED LR12-12W 800lm	CCT C-4K W-3K	EXTENDS: 6 3/4" H/CTR: 6 1/2" BACKPLATE: 5 1/2" x 4 7/8"



240SL-BK

Long & Short Tail Included

EXTENDS:
8 1/2"
H/CTR:
13 1/4"
BACKPLATE:
5 1/2" RD.



GUIDE: 240SL-G13-BK-PC

ITEM #	LENS	LIGHT SOURCE	COLOR	OPTION
240S 240V	ACRYLIC H-Clear Hatch L-Opal Hatch R-Frosted Hatch	INCANDESCENT (1) 60W MAX Medium Base	BK-Black WH-White	PC-Photocell
		GU24 FLUORESCENT 27K		
		G13-(1) 13W GU24 ☆		
		G18-(1) 18W GU24 ☆		
		LED LIGHT SOURCE		
		120V LIGHTWAVE LED LR12-12W 800lm	CCT C-4K W-3K	EXTENDS: 8 1/2" H/CTR: 2 3/4" BACKPLATE: 5 1/2" RD.


240VH-WH



GUIDE: 240TR-LR12W-WH

ITEM #	LENS	LIGHT SOURCE	COLOR	
240T	ACRYLIC H-Clear Hatch L-Opal Hatch R-Frosted Hatch	INCANDESCENT (1) 60W MAX Medium Base	BK-Black WH-White	
		GU24 FLUORESCENT 27K		
		G13-(1) 13W GU24 ☆		
		G18-(1) 18W GU24 ☆		
		LED LIGHT SOURCE		
		120V LIGHTWAVE LED LR12-12W 800lm	CCT C-4K W-3K	

240TF-WH



- ☆ Lamp Included
- Energy Star Qualified Product

Specifications subject to change without notice.

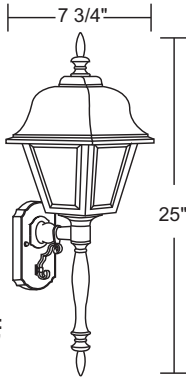
NON-CORROSIVE

ASHLAND COLLECTION

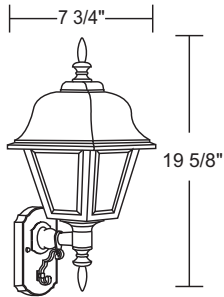


260SC-BK

Long & Short Tail Included



EXTENDS:
9"
H/CTR:
15 5/8"
BACKPLATE:
4 3/4" x 7 3/4"




GUIDE: 260SC-G13-WH-PC

ITEM #	LENS	LIGHT SOURCE	COLOR	OPTION
260S 260T	ACRYLIC C-Clear Beveled L-Opal Beveled	INCANDESCENT (1) 75W MAX Medium Base GU24 FLUORESCENT 27K G13-(1) 13W GU24 ☆ G18-(1) 18W GU24 ☆ G26-(1) 27W GU24 ☆ LED LIGHT SOURCE 120V LIGHTWAVE LED LR12-12W 800lm CCT C-4K W-3K	BK-Black WH-White	PC-Photocell (wall mount only)

*Energy Star only available on 260S.

260TC-WH



BRENTWOOD COLLECTION

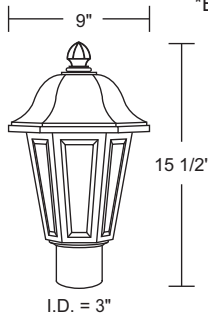


GUIDE: 230SC-BK-PC

ITEM #	LENS	LIGHT SOURCE	COLOR	OPTION
230S 230T	ACRYLIC C-Clear Beveled	INCANDESCENT (1) 60W MAX Medium Base GU24 FLUORESCENT 27K G13-(1) 13W GU24 ☆ G18-(1) 18W GU24 ☆ G26-(1) 27W GU24 ☆ LED LIGHT SOURCE 120V LIGHTWAVE LED LR12-12W 800lm CCT C-4K W-3K	BK-Black WH-White	PC-Photocell (wall mount only)

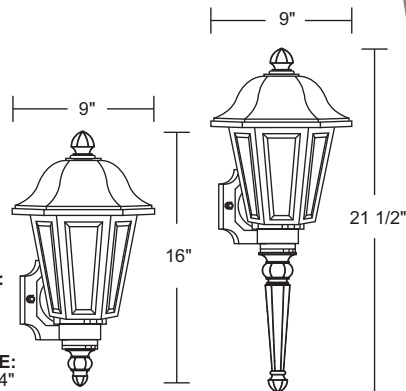
*Energy Star only available on 230S.

230TC-WH



230SC-BK

Long & Short Tail Included



EXTENDS:
9"
H/CTR:
12 1/4"
BACKPLATE:
4 3/4" x 4 3/4"



Posts accommodate Photo Control 320 or 688. See page 55. Posts sold separately.

Specifications subject to change without notice.

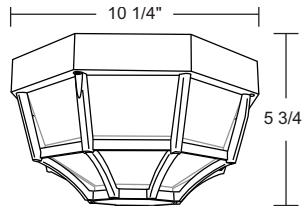


CEILING MOUNT

GUIDE: 167FM-G13-WH

ITEM #	LENS	LIGHT SOURCE	COLOR
167FM	ACRYLIC Frosted	INCANDESCENT (1) 75W MAX Medium Base	BK-Black WH-White
		GU24 FLUORESCENT 27K	
		G13 -(1) 13W GU24 ☆ G18 -(1) 18W GU24 ☆ G26 -(1) 27W GU24 ☆	
LED LIGHT SOURCE			
		120V LIGHTWAVE LED	CCT
		LR12 -12W 800lm	C-4K
		LR15 -15W 1200lm	W-3K
		LR22 -22W 1800lm	

167FM-G13



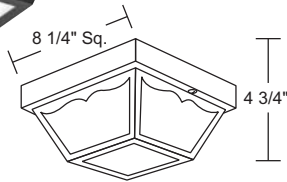
CEILING MOUNT



GUIDE: 156FM-G18-BK-PC



156FM-BK



ITEM #	LENS	LIGHT SOURCE	COLOR	OPTION
156FM	POLYPROPYLENE Frosted	POLYCARBONATE BACK PAN	BK-Black WH-White	
		INCANDESCENT (1) 60W MAX Medium Base		
		GU24 FLUORESCENT 27K G13 -(1) 13W GU24 ☆		
		GALVANIZED STEEL BACK PAN	BK-Black WH-White	PC-Photocell (GU24 & LED only)
		GU24 FLUORESCENT 27K G18 -(1) 18W GU24 ☆ G26 -(1) 27W GU24 ☆		
		ALUMINUM BACK PAN		
		LED LIGHT SOURCE	BK-Black WH-White	PC-Photocell (GU24 & LED only)
		120V LIGHTWAVE LED		
		LR12 -12W 800lm LR15 -15W 1200lm		

277V LED Available
(call for details)

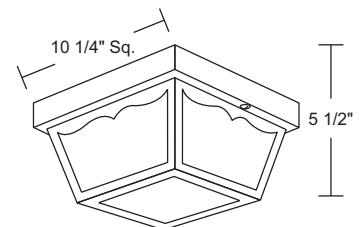
GUIDE: 157FM-2G13-WH-PC

ITEM #	LENS	LIGHT SOURCE	COLOR	OPTION
157FM	POLYPROPYLENE Frosted	POLYCARBONATE BACK PAN	BK-Black WH-White	
		INCANDESCENT (2) 60W MAX Medium Base		
		GU24 FLUORESCENT 27K G13 -(1) 13W GU24 ☆ 2G13 -(2) 13W GU24 ☆		
		GALVANIZED STEEL BACK PAN	BK-Black WH-White	PC-Photocell (GU24 & LED only)
		GU24 FLUORESCENT 27K G18 -(1) 18W GU24 ☆ 2G18 -(2) 13W GU24 ☆ G26 -(1) 27W GU24 ☆		
		ALUMINUM BACK PAN		
		LED LIGHT SOURCE	BK-Black WH-White	PC-Photocell (GU24 & LED only)
		120V LIGHTWAVE LED		
		LR12 -12W 800lm LR15 -15W 1200lm LR22 -22W 1800lm		

277V LED Available
(call for details)



157FM-WH

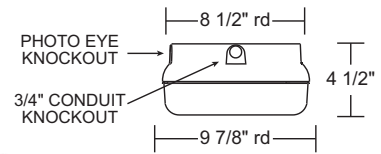


☆ Lamp Included

Energy Star Qualified Product

Specifications subject to change without notice.

165FM-WH



H/CTR:
4 1/2"
BACKPLATE:
8 1/2" rd

- WALL OR CEILING MOUNT
- VANDAL & INSECT RESISTANT DESIGN
- POLYCARBONATE BASE AND DIFFUSER
- KNOCKOUTS FOR CONDUIT

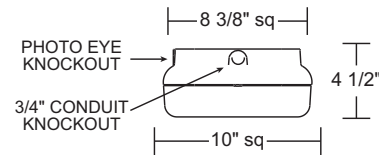


GUIDE: 164FM-G13-BK-PC

ITEM #	DIFFUSER	LIGHT SOURCE	COLOR	OPTION												
164FM	POLYCARBONATE	GU24 FLUORESCENT	BK-Black	PC-Photocell												
165FM	Opal F-Frosted Prismatic	<table border="0"> <tr> <td>G13-(1) 13W GU24</td> <td>★</td> <td></td> </tr> <tr> <td>G18-(1) 18W GU24</td> <td>★</td> <td></td> </tr> <tr> <td>2G13-(2) 13W GU24</td> <td>★</td> <td></td> </tr> <tr> <td>2G18-(2) 18W GU24</td> <td>★</td> <td></td> </tr> </table>	G13-(1) 13W GU24	★		G18-(1) 18W GU24	★		2G13-(2) 13W GU24	★		2G18-(2) 18W GU24	★		WH-White	
G13-(1) 13W GU24	★															
G18-(1) 18W GU24	★															
2G13-(2) 13W GU24	★															
2G18-(2) 18W GU24	★															
		LED LIGHT SOURCE														
		120V LIGHTWAVE LED	CCT													
		LR12-12W 800lm	C-4K													
		LR15-15W 1200lm	W-3K													
			277V LED Available (call for details)													



164FM-BK

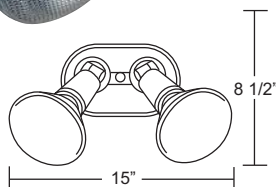


H/CTR:
5"
BACKPLATE:
8 3/8" sq



15RP2-WH

EXTENDS:
6"
H/CTR:
2 1/2"
BACKPLATE:
9" x 5"

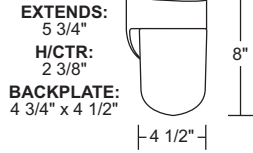


GUIDE: 15RP2-WH

ITEM #	LIGHT SOURCE	COLOR
15RP2	INCANDESCENT (2) 150W MAX Par 38 Lamps	WH-White

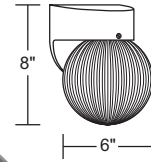


209-WH



210-BK

211-BK-PC



EXTENDS: 6 1/2"
H/CTR: 2 3/8"
BACKPLATE: 4 3/4" x 4 1/2"

212-WH



GUIDE: 209-WH-LR12W-PC

ITEM #	GLOBE/JAR	COLOR	LIGHT SOURCE	OPTION
209	ACRYLIC	BK-Black	INCANDESCENT	PC-Photocell
211	Clear Prism	WH-White	(1) 60W MAX Medium Base	
216			GU24 FLUORESCENT	
210	ACRYLIC		G13 -(1) 13W GU24 ☆	
212	Opal		G18 -(1) 18W GU24 ☆	
217				
			LED LIGHT SOURCE	
215	POLYCARBONATE		120V LIGHTWAVE LED	CCT
	Clear Ribbed		LR12-12W 800lm	C-4K
				W-3K

277V LED Available
(call for details)

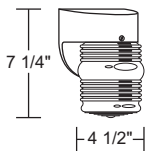
216-WH



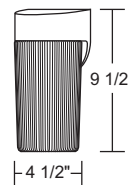
217-BK



215-BK



EXTENDS: 5 7/8"
H/CTR: 2 3/8"
BACKPLATE: 4 3/4" x 4 1/2"



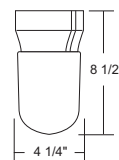
EXTENDS: 5 3/4"
H/CTR: 2 3/8"
BACKPLATE: 4 3/4" x 4 1/2"



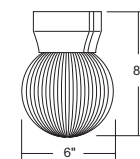
GUIDE: 215-BK-G13-PC

ITEM #	DIFFUSER	COLOR	LIGHT SOURCE	OPTION
420	ACRYLIC	BK-Black	INCANDESCENT	PC-Photocell
421	C-Clr Prism	WH-White	(1) 60W MAX Medium Base	
422	L-Opal		GU24 FLUORESCENT	
			G13 -(1) 13W GU24 ☆	
			G18 -(1) 18W GU24 ☆	

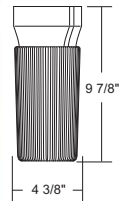
420L-BK



421C-WH



422C-BK



☆ Lamp Included
Energy Star Qualified Product

Specifications subject to change without notice.

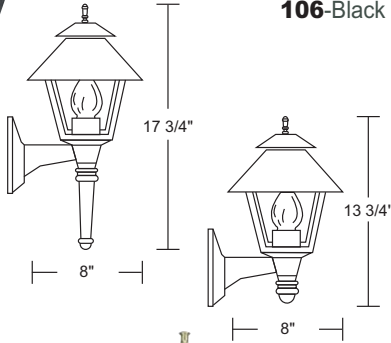


GUIDE: 106-G13-PC

ITEM #	LENS	LIGHT SOURCE	OPTION
105-White 106-Black	ACRYLIC Clear Beveled A -Amber Beveled Diamond C -Clear Beveled Diamond F -Frosted Beveled	INCANDESCENT (1) 60W MAX Medium Base GU24 FLUORESCENT G13 -(1) 13W GU24 ☆ G18 -(1) 18W GU24 ☆ LED LIGHT SOURCE 120V LIGHTWAVE LED LR12 -12W 800lm CCT C-4K W-3K	PC -Photocell (GU24 & LED only)



106
Long & Short Tail
Included

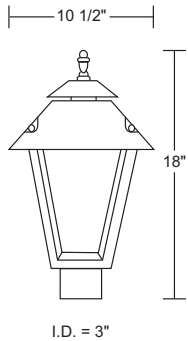


EXTENDS:
9 3/4"
H/CTR:
11 1/2"
BACKPLATE:
5 1/2" x 5"



GUIDE: 109F-LR12W

ITEM #	LENS	LIGHT SOURCE
109-White 110-Black	ACRYLIC Clear Beveled A -Amber Beveled Diamond C -Clear Beveled Diamond F -Frosted Beveled	INCANDESCENT (1) 75W MAX Medium Base GU24 FLUORESCENT G13 -(1) 13W GU24 ☆ G18 -(1) 18W GU24 ☆ G26 -(1) 27W GU24 ☆ G32 -(1) 32W GU24 ☆ LED LIGHT SOURCE 120V LIGHTWAVE LED LR12 -12W 800lm LR15 -15W 1200lm CCT C-4K W-3K



109F



SEE PAGE 34 FOR
H.I.D. MODELS



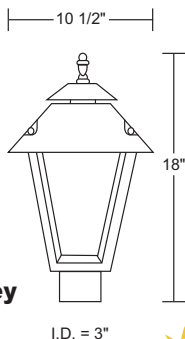
GUIDE: 112-G13

ITEM #	LENS	LIGHT SOURCE
111-White 112-Black	ACRYLIC Clear Beveled A -Amber Beveled Diamond C -Clear Beveled Diamond F -Frosted Beveled	INCANDESCENT (1) 75W MAX Medium Base GU24 FLUORESCENT G13 -(1) 13W GU24 ☆ G18 -(1) 18W GU24 ☆ G26 -(1) 27W GU24 ☆ LED LIGHT SOURCE 120V LIGHTWAVE LED LR12 -12W 800lm LR15 -15W 1200lm CCT C-4K W-3K



112

Glass Chimney
Included



Posts accommodate Photo Control 320 or 688. See page 55. Posts sold separately.

Specifications subject to change without notice.

COLONIAL COLLECTION

Marlex

NON-CORROSIVE



GUIDE: 114-G13

ITEM #	LENS	LIGHT SOURCE
113-White 114-Black	ACRYLIC Clear Beveled A -Amber Beveled Diamond C -Clear Beveled Diamond F -Frosted Beveled	INCANDESCENT (1) 75W MAX Medium Base GU24 FLUORESCENT G13 -(1) 13W GU24 ☆ G18 -(1) 18W GU24 ☆ G26 -(1) 27W GU24 ☆
LED LIGHT SOURCE		
	120V LIGHTWAVE LED LR12 -12W 800lm LR15 -15W 1200lm	CCT C -4K W -3K



GUIDE: 115C-G32

ITEM #	LENS	LIGHT SOURCE
115-White 116-Black	ACRYLIC Clear Beveled A -Amber Beveled Diamond C -Clear Beveled Diamond F -Frosted Beveled	INCANDESCENT (1) 75W MAX Medium Base GU24 FLUORESCENT G13 -(1) 13W GU24 ☆ G18 -(1) 18W GU24 ☆ G26 -(1) 27W GU24 ☆ G32 -(1) 32W GU24 ☆
LED LIGHT SOURCE		
	120V LIGHTWAVE LED LR12 -12W 800lm LR15 -15W 1200lm	CCT C -4K W -3K



SEE PAGE 34 FOR
H.I.D. MODELS



VICTORIAN LIGHTING



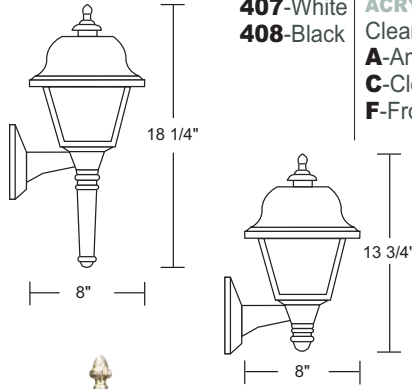
GUIDE: 123-G26

ITEM #	LENS	LIGHT SOURCE
123-White 124-Black	ACRYLIC Clear	INCANDESCENT (1) 75W MAX Medium Base GU24 FLUORESCENT G13 -(1) 13W GU24 ☆ G18 -(1) 18W GU24 ☆ G26 -(1) 27W GU24 ☆
LED LIGHT SOURCE		
	120V LIGHTWAVE LED LR12 -12W 800lm LR15 -15W 1200lm	CCT C -4K W -3K

☆ Lamp Included



Specifications subject to change without notice.



GUIDE: 408-G13-PC

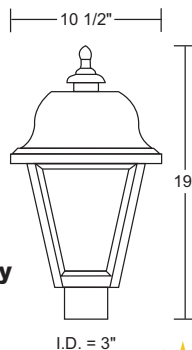
ITEM #	LENS	LIGHT SOURCE	OPTION
407-White 408-Black	ACRYLIC Clear Beveled A-Amber Beveled Diamond C-Clear Beveled Diamond F-Frosted Beveled	INCANDESCENT (1) 60W MAX Medium Base GU24 FLUORESCENT G13-(1) 13W GU24 ☆ G18-(1) 18W GU24 ☆	PC-Photocell (GU24 & LED only)
		LED LIGHT SOURCE	
		120V LIGHTWAVE LED LR12-12W 800lm	CCT C-4K W-3K



GUIDE: 410F-LR12C

ITEM #	LENS	LIGHT SOURCE
409-White 410-Black	ACRYLIC Clear Beveled A-Amber Beveled Diamond C-Clear Beveled Diamond F-Frosted Beveled	INCANDESCENT (1) 75W MAX Medium Base GU24 FLUORESCENT G13-(1) 13W GU24 ☆ G18-(1) 18W GU24 ☆ G26-(1) 27W GU24 ☆ G32-(1) 32W GU24 ☆
		LED LIGHT SOURCE
		120V LIGHTWAVE LED LR12-12W 800lm LR15-15W 1200lm
		CCT C-4K W-3K

SEE PAGE 35 FOR
H.I.D. MODELS



GUIDE: 412-G13

ITEM #	LENS	LIGHT SOURCE
411-White 412-Black	ACRYLIC Clear Beveled A-Amber Beveled Diamond C-Clear Beveled Diamond F-Frosted Beveled	INCANDESCENT (1) 75W MAX Medium Base GU24 FLUORESCENT G13-(1) 13W GU24 ☆ G18-(1) 18W GU24 ☆ G26-(1) 27W GU24 ☆
		LED LIGHT SOURCE
		120V LIGHTWAVE LED LR12-12W 800lm LR15-15W 1200lm
		CCT C-4K W-3K



Posts accommodate Photo Control 320 or 688. See page 55. Posts sold separately.

Specifications subject to change without notice.



GUIDE: 608C-G13-PC

ITEM #	LENS	LIGHT SOURCE	OPTION
607-White 608-Black	ACRYLIC Clear Beveled A -Amber Beveled Diamond C -Clear Beveled Diamond F -Frosted Beveled	INCANDESCENT (1) 60W MAX Medium Base GU24 FLUORESCENT G13 -(1) 13W GU24 ☆ G18 -(1) 18W GU24 ☆ LED LIGHT SOURCE 120V LIGHTWAVE LED LR12 -12W 800lm	PC -Photocell (GU24 & LED only)
		CCT C -4K W -3K	

608C Long & Short Tail Included



GUIDE: 609C-LR12C

ITEM #	LENS	LIGHT SOURCE
609-White 610-Black	ACRYLIC Clear Beveled A -Amber Beveled Diamond C -Clear Beveled Diamond F -Frosted Beveled	INCANDESCENT (1) 75W MAX Medium Base GU24 FLUORESCENT G13 -(1) 13W GU24 ☆ G18 -(1) 18W GU24 ☆ G26 -(1) 27W GU24 ☆ G32 -(1) 32W GU24 ☆ LED LIGHT SOURCE 120V LIGHTWAVE LED LR12 -12W 800lm LR15 -15W 1200lm
		CCT C -4K W -3K



SEE PAGE 35 FOR
H.I.D. MODELS



GUIDE: 612-G13

ITEM #	LENS	LIGHT SOURCE
611-White 612-Black	ACRYLIC Clear Beveled A -Amber Beveled Diamond C -Clear Beveled Diamond F -Frosted Beveled	INCANDESCENT (1) 75W MAX Medium Base GU24 FLUORESCENT G13 -(1) 13W GU24 ☆ G18 -(1) 18W GU24 ☆ G26 -(1) 27W GU24 ☆ LED LIGHT SOURCE 120V LIGHTWAVE LED LR12 -12W 800lm LR15 -15W 1200lm
		CCT C -4K W -3K

☆ Lamp Included

Energy Star Qualified Product



Glass Chimney
Included

Specifications subject to change without notice.

COMPLETE GLOBE FIXTURE WITH POST FITTER

• Cast Aluminum or Polycarbonate Fitters Available



GUIDE: 2002SM-G13-WH

ITEM #	GLOBE	LIGHT SOURCE	FITTER	OPTION
2001*-12" 2002*-14" 2003*-16" 2004-18"	POLYCARBONATE Opal CL -Clear SM -Smoke PR -Clear Prismatic	INCANDESCENT See "INCANDESCENT MAX WATTAGES" table for info GU24 FLUORESCENT G13 -(1) 13W GU24 ☆ G18 -(1) 18W GU24 ☆ G26 -(1) 27W GU24 (12"-18" only) ☆ G32 -(1) 32W GU24 (12"-18" only) ☆	POWDERCOATED CAST ALUMINUM Black BZ -Bronze WH -White POLYCARBONATE BP -Black WP -White	R-Type V Glass Refractor (See Page 56 for Light Distribution)

INCANDESCENT MAX WATTAGES

DIA	POLYCARBONATE	ACRYLIC
10"	-	75W
12"	100W	100W
14"	150W	150W
16"	150W	150W
18"	150W	150W

*Not available in Clear Prismatic

HID SEE PAGE 36 FOR H.I.D. MODELS



L-OPAL



CL-CLEAR



SM-SMOKE



PR-CLEAR PRISMATIC

Globes have 5 1/4" Neckless Opening See Page 57 for Replacements



10"
12"
14"
FITTER
I.D. = 3"



16"
FITTER
I.D. = 3"



18"
FITTER
I.D. = 3"

COMPLETE ACORN FIXTURE WITH POST FITTER

• Cast Aluminum or Polycarbonate Fitters Available

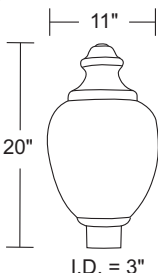


GUIDE: 2017CL-G32-BP

ITEM #	ACORN	LIGHT SOURCE	FITTER	OPTION
2017 2018	POLYCARBONATE CL -Clear Textured	INCANDESCENT (1) 150W MAX Medium Base GU24 FLUORESCENT G13 -(1) 13W GU24 ☆ G18 -(1) 18W GU24 ☆ G26 -(1) 27W GU24 ☆ G32 -(1) 32W GU24 ☆	POWDERCOATED CAST ALUMINUM Black BZ -Bronze WH -White POLYCARBONATE BP -Black WP -White	R-Type V Glass Refractor (See Page 56 for Light Distribution)
8017 8018	ACRYLIC CL -Clear Textured FA -Frost Textured			
9017 9018	POLYETHYLENE Opal Textured	LED LIGHT SOURCE 120V LIGHTWAVE LED LR12 -12W 800lm LR15 -15W 1200lm LR22 -22W 1800lm	CCT C -4K W -3K	



2017CL

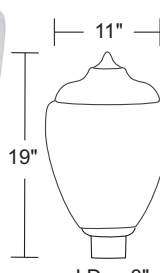


20"

I.D. = 3"



2018CL



19"

I.D. = 3"



SEE PAGE 36 FOR H.I.D. MODELS

Acorns have 5 1/4" Neckless Opening See Page 57 for Replacements



Posts accommodate Photo Control 320 or 688. See page 55. Posts sold separately.

☆ Lamp Included

Specifications subject to change without notice.

RESIDENTIAL H.I.D.



**METAL HALIDE & HIGH PRESSURE SODIUM
NON-CORROSIVE POST TOP LANTERNS**



- Integral Ballast
- Maintenance Free
- Non-Corrosive Housing
- Fits Most 3" O.D. Posts
- Lamp Included
- Made in the USA

COLONIAL H.I.D



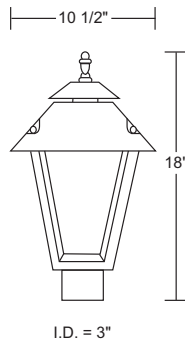
GUIDE: 110C-70H

ITEM #	LENS	LIGHT SOURCE
109-White	ACRYLIC	INTEGRAL BALLAST METAL HALIDE ELECTRONIC, UNIVERSAL 120-277V HPF 50MH-(1) 50W 4Kv Medium Base ☆ 70MH-(1) 70W 4Kv Medium Base ☆
110-Black	Clear Beveled	
115-White	A-Amber Beveled Diamond	
116-Black	C-Clear Beveled Diamond F-Frosted Beveled	
		HIGH PRESSURE SODIUM MAGNETIC, 120V HPF 35H-(1) 35W 4Kv Medium Base ☆ 50H-(1) 50W 4Kv Medium Base ☆ 70H-(1) 70W 4Kv Medium Base ☆



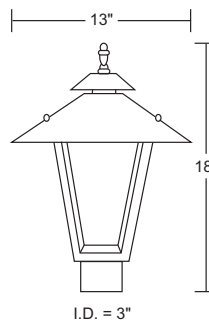
SEE PAGE 28 FOR LED MODELS

110C-70H



SEE PAGE 29 FOR LED MODELS

115C-50MH



Photocell available Posts accommodate Photo Control 320 or 688. See page 55. Posts sold separately.

Specifications subject to change without notice.

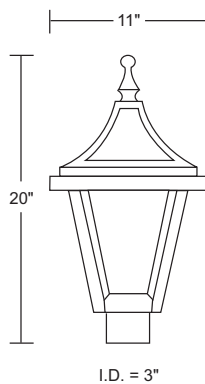


GUIDE: 610C-50MH



ITEM #	LENS	LIGHT SOURCE
609-White 610-Black	ACRYLIC Clear Beveled A -Amber Beveled Diamond C -Clear Beveled Diamond F -Frosted Beveled	INTEGRAL BALLAST METAL HALIDE ELECTRONIC, UNIVERSAL 120-277V HPF 50MH -(1) 50W 4Kv Medium Base ☆ 70MH -(1) 70W 4Kv Medium Base ☆ HIGH PRESSURE SODIUM MAGNETIC, 120V HPF 35H -(1) 35W 4Kv Medium Base ☆ 50H -(1) 50W 4Kv Medium Base ☆ 70H -(1) 70W 4Kv Medium Base ☆

610C-50MH



SEE PAGE 31 FOR LED MODELS

SAXONY H.I.D.

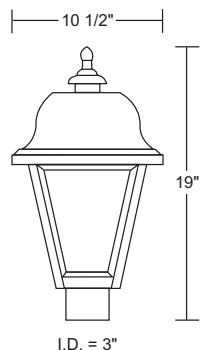


SEE PAGE 30 FOR LED MODELS

GUIDE: 409C-70MH



409C-70MH



ITEM #	LENS	LIGHT SOURCE
409-White 410-Black	ACRYLIC Clear Beveled A -Amber Beveled Diamond C -Clear Beveled Diamond F -Frosted Beveled	INTEGRAL BALLAST METAL HALIDE ELECTRONIC, UNIVERSAL 120-277V HPF 50MH -(1) 50W 4Kv Medium Base ☆ 70MH -(1) 70W 4Kv Medium Base ☆ HIGH PRESSURE SODIUM MAGNETIC, 120V HPF 35H -(1) 35W 4Kv Medium Base ☆ 50H -(1) 50W 4Kv Medium Base ☆ 70H -(1) 70W 4Kv Medium Base ☆

☆ Lamp Included

Specifications subject to change without notice.



COMPLETE GLOBE FIXTURE WITH ALUMINUM POST FITTER

GUIDE: 8003SM-70H

ITEM #	GLOBE	LIGHT SOURCE	FITTER
2003*-16" 2004-18"	POLYCARBONATE Opal CL -Clear SM -Smoke PR -Clear Prismatic	INTEGRAL BALLAST METAL HALIDE ELECTRONIC, UNIVERSAL 120-277V HPF 50MH -(1) 50W 4Kv Medium Base ☆ 70MH -(1) 70W 4Kv Medium Base ☆	POWDERCOATED CAST ALUMINUM Black BZ -Bronze WH -White
8003-16" 8004-18"	ACRYLIC Opal CL -Clear SM -Smoke PR -Clear Prismatic	HIGH PRESSURE SODIUM MAGNETIC, 120V HPF 35H -(1) 35W 4Kv Medium Base ☆ 50H -(1) 50W 4Kv Medium Base ☆ 70H -(1) 70W 4Kv Medium Base ☆	


*Not available in Clear Prismatic



OPAL



CL-CLEAR



SM-SMOKE



PR-CLEAR PRISM.

Globes have 5 1/4" Neckless Opening. See Page 59 for Replacements



16"

FITTER
I.D. = 3"



18"

FITTER
I.D. = 3"



COMPLETE ACORN FIXTURE WITH ALUMINUM POST FITTER

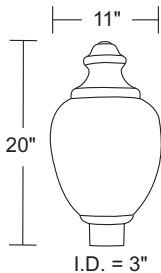
GUIDE: 2017CL-50MH

ITEM #	ACORN	LIGHT SOURCE	FITTER
2017 2018	POLYCARBONATE CL -Clear Textured	INTEGRAL BALLAST METAL HALIDE ELECTRONIC, UNIVERSAL 120-277V HPF 50MH -(1) 50W 4Kv Medium Base ☆ 70MH -(1) 70W 4Kv Medium Base ☆	POWDERCOATED CAST ALUMINUM Black BZ -Bronze WH -White
8017 8018	ACRYLIC CL -Clear Textured FA -Frost Textured	HIGH PRESSURE SODIUM MAGNETIC, 120V HPF 35H -(1) 35W 4Kv Medium Base ☆ 50H -(1) 50W 4Kv Medium Base ☆ 70H -(1) 70W 4Kv Medium Base ☆	

2018CL-50MH



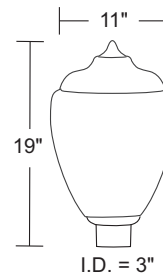
2017CL-50MH



SEE PAGE 32 FOR LED MODELS

Acorns have 5 1/4" Neckless Opening
See Page 59 for Replacements

☆ Lamp Included



Posts accommodate Photo Control 320 or 688. See page 55. Posts sold separately.

Specifications subject to change without notice.

COMMERCIAL POST TOP

LED
COMMERCIAL
system

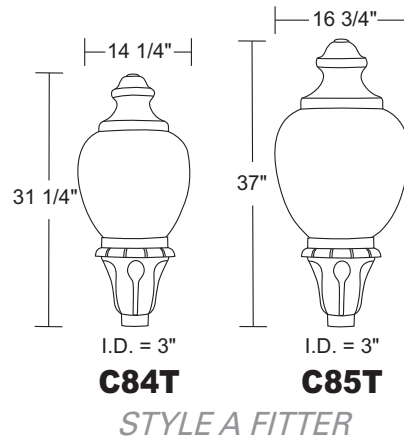
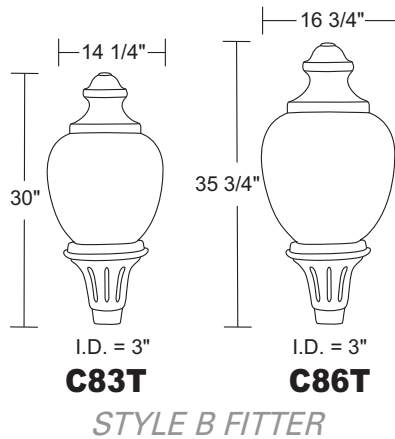
HID



SEE BRACKETS ON PAGE 58

PARK PLACE SERIES

C84TLA-




Acorns have 8" Neck
See Page 58 for Acorn Replacements
& Measurements

GUIDE: C84TC-50MH-BK-HS



ITEM #	ACORN	LIGHT SOURCE	COLOR	HID OPTIONS
C83T -Style B C84T -Style A	POLYCARBONATE C -Clear Textured	INCANDESCENT (1) 150W MAX Medium Base HPF MAGNETIC BALLAST 50MH -(1) 50W Metal Halide ☆ 70MH -(1) 70W Metal Halide ☆ 100MH -(1) 100W Metal Halide ☆ 150MH -(1) 150W Metal Halide ☆ 100H -(1) 100W HPS ☆ 150H -(1) 150W HPS ☆	BK -Black BZ -Bronze WH -White	AFB -Acorn Finial Topper DSR -Dark Sky Reflector (Max 150W) HS -House Shield MT -Multi-Tap (Specify 120, 208, or 240v. Tapped at 277v by default) R3 -Type III Refractor R5 -Type V Refractor (See Page 56 for Light Distribution)
	ACRYLIC LA -Opal Textured CA -Clear Textured FA -Frost Textured	LED LIGHT SOURCE 120-277V LED L40 -40W 4000lm L60 -60W 6000lm	CCT C -4K (Standard) W -3K (Special Order) B -5K (Special Order)	LED OPTIONS AFB -Acorn Finial Topper T3 -Type III Distribution (T3 is Special Order, Type V Standard)
C85T -Style A C86T -Style B	POLYCARBONATE C -Clear Textured	INCANDESCENT (1) 150W MAX Medium Base HPF MAGNETIC BALLAST 50MH -(1) 50W Metal Halide ☆ 70MH -(1) 70W Metal Halide ☆ 100MH -(1) 100W Metal Halide ☆ 150MH -(1) 150W Metal Halide ☆ 250MH* -(1) 250W Metal Halide ☆ 100H -(1) 100W HPS ☆ 150H -(1) 150W HPS ☆ 250H* -(1) 250W HPS ☆		Not all options can be used in combination. Consult factory for details.
	ACRYLIC LA -Opal Textured CA -Clear Textured FA -Frost Textured	LED LIGHT SOURCE 120-277V LED L40 -40W 4000lm L60 -60W 6000lm	CCT C -4K (Standard) W -3K (Special Order) B -5K (Special Order)	HS House Shield

C85TC-



* 250W MH and 250W HPS versions are supplied with a 4Kv mogul base socket unless otherwise specified and are not available with Style B fitters or acrylic acorns. 4Kv medium base socket standard in HID, Mogul Upon Request.

• 120V HPF integral ballast standard in HID models, specify voltage for multi-tap.

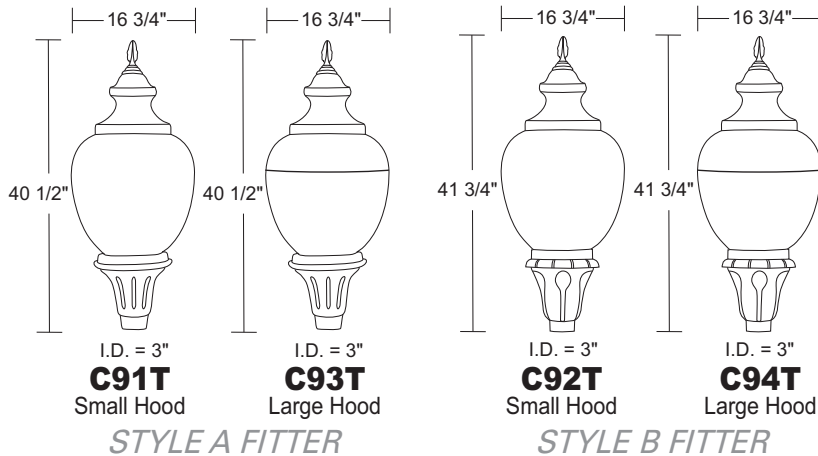
• Integral surge suppression in LED models.

☆ **Lamp Included**
Posts sold separately.

Specifications subject to change without notice.

PARK PLACE SERIES

COMMERCIAL
POST LIGHTING



LED
COMMERCIAL
system



C91TC-



C94TC-



GUIDE: C91TC-BK



ITEM #	ACORN	LIGHT SOURCE	COLOR	HID OPTIONS
C91T -Style A C92T -Style B	POLYCARBONATE C -Clear Textured ACRYLIC LA -Opal Textured CA -Clear Textured FA -Frost Textured	INCANDESCENT (1) 150W MAX Medium Base HPF MAGNETIC BALLAST 50MH -(1) 50W Metal Halide ☆ 70MH -(1) 70W Metal Halide ☆ 100MH -(1) 100W Metal Halide ☆ 150MH -(1) 150W Metal Halide ☆ 250MH* -(1) 250W Metal Halide ☆ 100H -(1) 100W HPS ☆ 150H -(1) 150W HPS ☆ 250H* -(1) 250W HPS ☆	BK -Black BZ -Bronze WH -White	DSR -Dark Sky Reflector (Max 150W) HS -House Shield MT -Multi-Tap (Specify 120, 208, or 240v. Tapped at 277v by default) R3 -Type III Refractor R5 -Type V Refractor (See Page 56 for Light Distribution)
LED LIGHT SOURCE				
		120-277V LED L40 -40W 4000lm L60 -60W 6000lm	CCT C -4K (Standard) W -3K (Special Order) B -5K (Special Order)	LED OPTIONS T3 -Type III Distribution (T3 is Special Order, Type V Standard)
<p>Not all options can be used in combination. Consult factory for details.</p>				

* 250W MH and 250W HPS versions are supplied with a 4Kv mogul base socket unless otherwise specified and are not available with Style B fitters or acrylic acorns. 4Kv medium base socket standard in HID, Mogul Upon Request.

Acorns have 8" Neck See Page 58 for Acorn Replacements & Measurements

• 120V HPF integral ballast standard in HID models, specify voltage for multi-tap.

• Integral surge suppression in LED models.

ENERGY EFFICIENT REFLECTOR DIRECTS LIGHT DOWNWARD WHERE IT BELONGS



DS120
Bottom Mount Kit
for Mogul Base Sockets



DS130
Bottom Mount Kit
for Medium Base Sockets

DS140
Bottom Mount Kit
for 6" Glass Refractors
(refractor not included)



SCAN THE QR
CODE TO THE
RIGHT FOR VIDEO
DEMONSTRATION



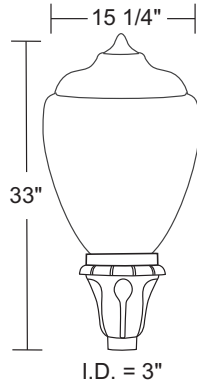
SEE PAGE 59 FOR TECHNICAL DATA

DS120, DS130, and DS140 include Reflector, Stand, and Mounting Hardware.

Specifications subject to change without notice.

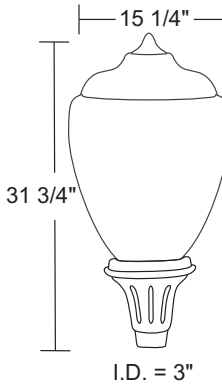


C75TC-



C75T

STYLE A FITTER



C76T

STYLE B FITTER



C76TC-



**Other Acorn styles available.
Contact Sales with questions.**

**Acorns have 8" Neck
See Page 58 for Acorn Replacements & Measurements**



GUIDE: C74TC-150H-BK-R5

ITEM #	ACORN	LIGHT SOURCE	COLOR	HID OPTIONS
C75T -Style A C76T -Style B	POLYCARBONATE C -Clear Textured ACRYLIC LA -Opal Textured CA -Clear Textured FA -Frost Textured	INCANDESCENT (1) 150W MAX Medium Base HPF MAGNETIC BALLAST 50MH -(1) 50W Metal Halide ☆ 70MH -(1) 70W Metal Halide ☆ 100MH -(1) 100W Metal Halide ☆ 150MH -(1) 150W Metal Halide ☆ 250MH* -(1) 250W Metal Halide ☆ 100H -(1) 100W HPS ☆ 150H -(1) 150W HPS ☆ 250H* -(1) 250W HPS ☆	BK -Black BZ -Bronze WH -White	DSR -Dark Sky Reflector (Max 150W) (Page 39) HS -House Shield MT -Multi-Tap (Specify 120, 208, or 240v. Tapped at 277v by default) R3 -Type III Refractor R5 -Type V Refractor (See Page 56 for Light Distribution)
LED LIGHT SOURCE				
		120-277V LED L40 -40W 4000lm L60 -60W 6000lm	CCT C -4K (Standard) W -3K (Special Order) B -5K (Special Order)	LED OPTIONS T3 -Type III Distribution (T3 is Special Order, Type V Standard) Not all options can be used in combination. Consult factory for details.

* 250W MH and 250W HPS versions are supplied with a 4Kv mogul base socket unless otherwise specified and are not available with Style B fitters or acrylic acorns. 4Kv medium base socket standard in HID, Mogul Upon Request.

• 120V HPF integral ballast standard in HID models, specify voltage for multi-tap.

• Integral surge suppression in LED models.

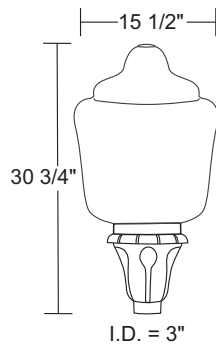
Posts sold separately.

Specifications subject to change without notice.



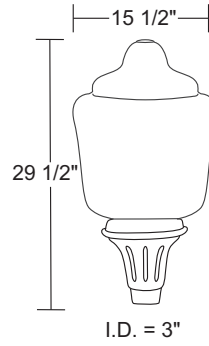
C78TC-

C77TC-



C77T

STYLE A FITTER



C78T

STYLE B FITTER



**Other Acorn styles available.
Contact Sales with questions.**

**Acorns have 8" Neck
See Page 58 for Acorn Replacements & Measurements**



GUIDE: C77TC-150MH-BK-AFB

ITEM #	ACORN	LIGHT SOURCE	COLOR	HID OPTIONS
C77T -Style A C78T -Style B	POLYCARBONATE C -Clear Textured ACRYLIC LA -Opal Textured CA -Clear Textured	INCANDESCENT (1) 150W MAX Medium Base HPF MAGNETIC BALLAST 50MH -(1) 50W Metal Halide ☆ 70MH -(1) 70W Metal Halide ☆ 100MH -(1) 100W Metal Halide ☆ 150MH -(1) 150W Metal Halide ☆ 250MH* -(1) 250W Metal Halide ☆ 100H -(1) 100W HPS ☆ 150H -(1) 150W HPS ☆ 250H* -(1) 250W HPS ☆	BK -Black BZ -Bronze WH -White	AFB -Acorn Finial Topper (Page 38) DSR -Dark Sky Reflector (Max 150W) (Page 39) HS -House Shield MT -Multi-Tap (Specify 120, 208, or 240v. Tapped at 277v by default) R3 -Type III Refractor R5 -Type V Refractor (See Page 56 for Light Distribution)
LED LIGHT SOURCE				
		120-277V LED L40 -40W 4000lm L60 -60W 6000lm	CCT C -4K (Standard) W -3K (Special Order) B -5K (Special Order)	
LED OPTIONS				
AFB -Acorn Finial Topper T3 -Type III Distribution (T3 is Special Order, Type V Standard)				
Not all options can be used in combination. Consult factory for details.				

* 250W MH and 250W HPS versions are supplied with a 4Kv mogul base socket unless otherwise specified and are not available with Style B fitters or acrylic acorns. 4Kv medium base socket standard in HID, Mogul Upon Request.

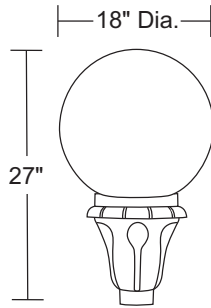
• 120V HPF integral ballast standard in HID models, specify voltage for multi-tap.

• Integral surge suppression in LED models.

★ Lamp Included

Specifications subject to change without notice.

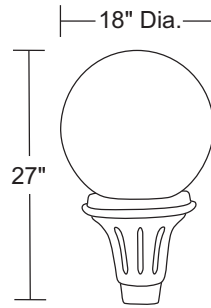
C2014TP-



I.D. = 3"

STYLE A FITTER

C2014T Polycarbonate Globe
C8014T Acrylic Globe



I.D. = 3"

STYLE B FITTER

C2024T Polycarbonate Globe
C8024T Acrylic Globe



C8024TC-
(shown with R3)



Globes have 8" Neck. See Page 58 for Replacements



GUIDE: C2014TL-50MH-BK-MT208

ITEM #	GLOBE	LIGHT SOURCE	COLOR	HID OPTIONS
C2014T -Style A C2024T -Style B	POLYCARB. C-Clear L-Opal S-Smoke P-Clear Prism.	INCANDESCENT (1) 150W MAX Medium Base HPF MAGNETIC BALLAST 50MH -(1) 50W Metal Halide ☆ 70MH -(1) 70W Metal Halide ☆ 100MH -(1) 100W Metal Halide ☆ 150MH -(1) 150W Metal Halide ☆ 250MH* -(1) 250W Metal Halide ☆ 100H -(1) 100W HPS ☆ 150H -(1) 150W HPS ☆ 250H* -(1) 250W HPS ☆	BK -Black BZ -Bronze WH -White	DSR -Dark Sky Reflector (Max 150W) (Page 39) HS -House Shield MT -Multi-Tap (Specify 120, 208, or 240v. Tapped at 277v by default) R3 -Type III Refractor R5 -Type V Refractor (See Page 56 for Light Distribution)
C8014T -Style A C8024T -Style B	ACRYLIC C-Clear L-Opal S-Smoke P-Clear Prism.	INCANDESCENT (1) 150W MAX Medium Base HPF MAGNETIC BALLAST 50MH -(1) 50W Metal Halide ☆ 70MH -(1) 70W Metal Halide ☆ 100MH -(1) 100W Metal Halide ☆ 100H -(1) 100W HPS ☆		Not all options can be used in combination. Consult factory for details.

* 250W MH and 250W HPS versions are supplied with a 4Kv mogul base socket unless otherwise specified and are not available with Style B fitters. 4Kv medium base socket standard in HID, Mogul Upon Request.

• 120V HPF integral ballast standard in HID models, specify voltage for multi-tap.

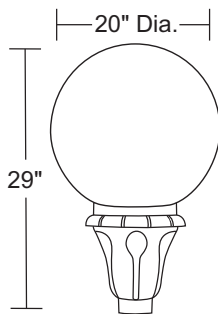
Posts sold separately.



Specifications subject to change without notice.

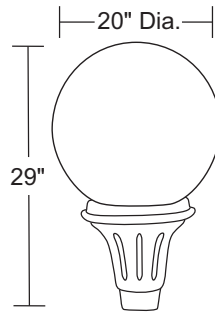
PARK PLACE SERIES

COMMERCIAL
POST LIGHTING



STYLE A FITTER

C2015T Polycarbonate Globe
C8015T Acrylic Globe



STYLE B FITTER

C2025T Polycarbonate Globe
C8025T Acrylic Globe

C2015TP-
(shown with **DSR & R5**)



24", 27", 30" & 36" Globes also available.
Contact Sales for details.



Globes have 8" Neck
See Page 58 for Replacements

GUIDE: C2015TL-50MH-BK-MT208

ITEM #	GLOBE	LIGHT SOURCE	COLOR	HID OPTIONS
C2015T-Style A C2025T-Style B	POLYCARB. C-Clear L-Opal S-Smoke P-Clear Prism.	INCANDESCENT (1) 150W MAX Medium Base HPF MAGNETIC BALLAST 50MH -(1) 50W Metal Halide ☆ 70MH -(1) 70W Metal Halide ☆ 100MH -(1) 100W Metal Halide ☆ 150MH -(1) 150W Metal Halide ☆ 250MH* -(1) 250W Metal Halide ☆ 100H -(1) 100W HPS ☆ 150H -(1) 150W HPS ☆ 250H* -(1) 250W HPS ☆	BK -Black BZ -Bronze WH -White	DSR -Dark Sky Reflector (Max 150W) (Page 39) HS -House Shield MT -Multi-Tap (Specify 120, 208, or 240v. Tapped at 277v by default) R3 -Type III Refractor R5 -Type V Refractor (See Page 56 for Light Distribution)
C8015T-Style A C8025T-Style B	ACRYLIC C-Clear L-Opal S-Smoke P-Clear Prism.	INCANDESCENT (1) 150W MAX Medium Base HPF MAGNETIC BALLAST 50MH -(1) 50W Metal Halide ☆ 70MH -(1) 70W Metal Halide ☆ 100MH -(1) 100W Metal Halide ☆ 150MH -(1) 150W Metal Halide (8015 & 8025 Only) ☆ 100H -(1) 100W HPS ☆ 150H -(1) 150W HPS (8015 & 8025 Only) ☆		Not all options can be used in combination. Consult factory for details.

* 250W MH and 250W HPS versions are supplied with a 4Kv mogul base socket unless otherwise specified and are not available with Style B fitters. 4Kv medium base socket standard in HID, Mogul Upon Request.

• 120V HPF integral ballast standard in HID models, specify voltage for multi-tap.

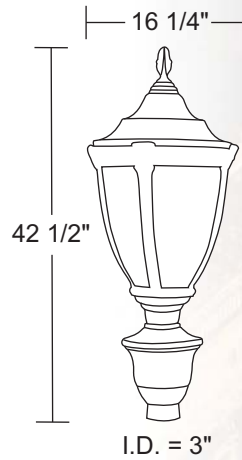
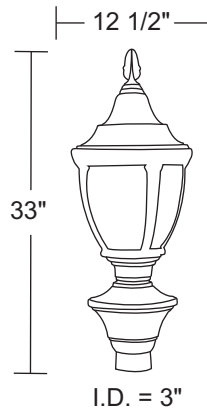
☆ Lamp Included

Specifications subject to change without notice.



C36TC-

(shown with R3)



C37TL-



GUIDE: C36TC-100MH-BK-R5



ITEM #	LENS	LIGHT SOURCE	COLOR	HID OPTIONS
C36T	ACRYLIC C-Clear L-Opal	INCANDESCENT (1) 150W MAX Medium Base	BK -Black BZ -Bronze WH -White	DSR -Dark Sky Reflector (Max 150W) (Page 39) MT -Multi-Tap (Specify 120, 208, or 240v. Tapped at 277v by default) R3 -Type III Refractor R5 -Type V Refractor (See Page 58 for Light Distribution) Not all options can be used in combination. Consult factory for details.
		HPF MAGNETIC BALLAST 100MH -(1) 100W Metal Halide ☆ 150MH -(1) 150W Metal Halide ☆ 100H -(1) 100W HPS ☆ 150H -(1) 150W HPS ☆		
		LED LIGHT SOURCE		
		120-277V LED L40 -40W 4000lm L60 -60W 6000lm	CCT C -4K (Standard) W -3K (Special Order) B -5K (Special Order)	
C37T	ACRYLIC C-Clear L-Opal	INCANDESCENT (1) 150W MAX Medium Base		
		HPF MAGNETIC BALLAST 100MH -(1) 100W Metal Halide ☆ 150MH -(1) 150W Metal Halide ☆ 250MH* -(1) 250W Metal Halide ☆ 100H -(1) 100W HPS ☆ 150H -(1) 150W HPS ☆ 250H* -(1) 250W HPS ☆		
		LED LIGHT SOURCE		
		120-277V LED L40 -40W 4000lm L60 -60W 6000lm	CCT C -4K (Standard) W -3K (Special Order) B -5K (Special Order)	

* 250W MH and 250W HPS versions are supplied with a 4Kv mogul base socket unless otherwise specified. 4Kv medium base socket standard in HID, Mogul Upon Request.

• 120V HPF integral ballast standard in HID models, specify voltage for multi-tap.

• Integral surge suppression in LED models.

☆ Lamp Included

Posts sold separately.

Specifications subject to change without notice.

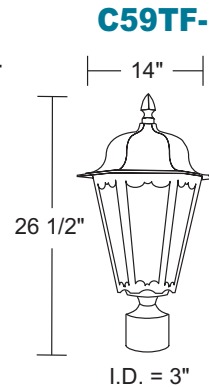
RIVERWALK SERIES

COMMERCIAL POST LIGHTING



GUIDE: C59TF-70H-BZ-BP3

ITEM #	LENS	LIGHT SOURCE	COLOR	OPTIONS
C59T	GLASS F-Frosted	INCANDESCENT (1) 150W MAX Medium Base	BK-Black WH-White BZ-Bronze	ACRYLIC BLACK OUT PANELS BP1-One Panel BP2-Two Panels BP3-Three Panels
		HPF MAGNETIC BALLAST 100MH -(1) 100W Metal Halide ☆ 70H -(1) 70W HPS ☆ 100H -(1) 100W HPS ☆ 150H -(1) 150W HPS ☆		
LED LIGHT SOURCE				
		120-277V LED L40 -40W 4000lm L60 -60W 6000lm	CCT C-4K (Standard) W-3K (Special Order) B-5K (Special Order)	



C32TP-

GUIDE: C32TP-150H-BK-MT240



ITEM #	LENS	LIGHT SOURCE	COLOR	HID OPTIONS
C32T	ACRYLIC L-Opal P-Clear Prismatic	INCANDESCENT (1) 150W MAX Medium Base	BK-Black BZ-Bronze WH-White	MT-Multi-Tap (Specify 120, 208, or 240v. Tapped at 277v by default) R3-Type III Refractor R5-Type V Refractor (See Page 58 for Light Distribution)
		HPF MAGNETIC BALLAST 100MH -(1) 100W Metal Halide ☆ 150MH -(1) 150W Metal Halide ☆ 100H -(1) 100W HPS ☆ 150H -(1) 150W HPS ☆		
LED LIGHT SOURCE				
		120-277V LED L40 -40W 4000lm L60 -60W 6000lm	CCT C-4K (Standard) W-3K (Special Order) B-5K (Special Order)	
C33T	ACRYLIC L-Opal P-Clear Prismatic	INCANDESCENT (1) 150W MAX Medium Base	BK-Black BZ-Bronze WH-White	MT-Multi-Tap (Specify 120, 208, or 240v. Tapped at 277v by default) R3-Type III Refractor R5-Type V Refractor (See Page 58 for Light Distribution)
		HPF MAGNETIC BALLAST 100MH -(1) 100W Metal Halide ☆ 150MH -(1) 150W Metal Halide ☆ 250MH* -(1) 250W Metal Halide ☆ 100H -(1) 100W HPS ☆ 150H -(1) 150W HPS ☆ 250H* -(1) 250W HPS ☆		
LED LIGHT SOURCE				
		120-277V LED L40 -40W 4000lm L60 -60W 6000lm	CCT C-4K (Standard) W-3K (Special Order) B-5K (Special Order)	

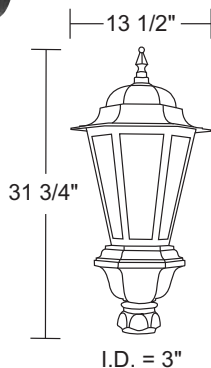
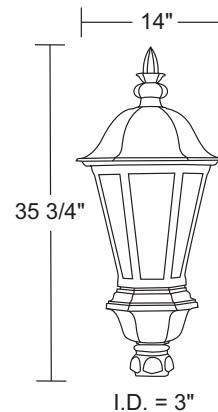
OPTIONS FOR ALL MODELS

ACRYLIC BLACK OUT PANELS

- BP1**-One Panel
- BP2**-Two Panels
- BP3**-Three Panels

Not all options can be used in combination. Consult factory for details.

C33TP-



* 250W MH and 250W HPS versions are supplied with a 4Kv mogul base socket unless otherwise specified. 4Kv medium base socket standard in HID, Mogul Upon Request.

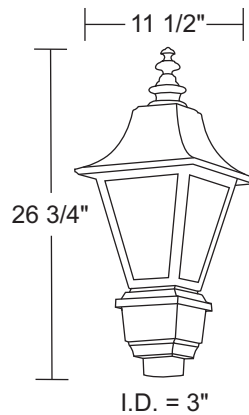
- 120V HPF integral ballast standard in HID models, specify voltage for multi-tap.
- Integral surge suppression in LED models.

☆ Lamp Included

Specifications subject to change without notice.



C31TP-



GUIDE: C31TP-100MH-BK-MT208

ITEM #	LENS	LIGHT SOURCE	COLOR	HID OPTIONS
C31T	ACRYLIC L-Opal P-Clear Prism.	INCANDESCENT (1) 150W MAX Medium Base	BK-Black BZ-Bronze WH-White	MT-Multi-Tap (Specify 120, 208, or 240v. Tapped at 277v by default) R3-Type III Refractor R5-Type V Refractor (See Page 58 for Light Distribution)
		HPF MAGNETIC BALLAST 100MH -(1) 100W Metal Halide ☆ 150MH -(1) 150W Metal Halide ☆ 100H -(1) 100W HPS ☆ 150H -(1) 150W HPS ☆		
		LED LIGHT SOURCE		OPTIONS FOR ALL MODELS
		120-277V LED L40 -40W 4000lm L60 -60W 6000lm	CCT C-4K (Standard) W-3K (Special Order) B-5K (Special Order)	ACRYLIC BLACK OUT PANELS BP1 -One Panel BP2 -Two Panels BP3 -Three Panels Not all options can be used in combination. Consult factory for details.

* 250W MH and 250W HPS versions are supplied with a 4Kv mogul base socket unless otherwise specified. 4Kv medium base socket standard in HID, Mogul Upon Request.

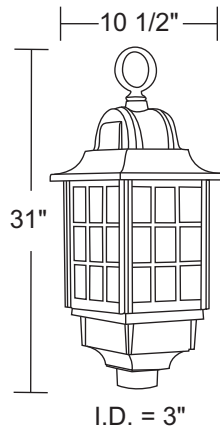
• 120V HPF integral ballast standard in HID models, specify voltage for multi-tap.

• Integral surge suppression in LED models.

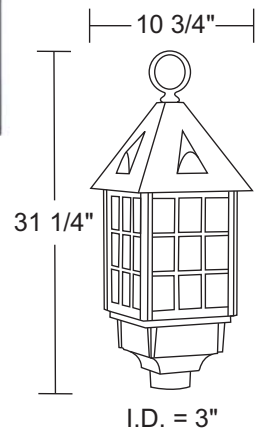
Posts sold separately.

Specifications subject to change without notice.

C34TF-



C35TF-



GUIDE: C34TF-50MH-BK-BP3



ITEM #	LENS	LIGHT SOURCE	COLOR	HID OPTIONS
C34T C35T	ACRYLIC F-Frosted	INCANDESCENT (1) 150W MAX Medium Base HPF MAGNETIC BALLAST 100MH -(1) 100W Metal Halide ☆ 150MH -(1) 150W Metal Halide ☆ 100H -(1) 100W HPS ☆ 150H -(1) 150W HPS ☆	BK -Black BZ -Bronze WH -White	MT -Multi-Tap (Specify 120, 208, or 240v. Tapped at 277v by default) R3 -Type III Refractor R5 -Type V Refractor (See Page 56 for Light Distribution) ACRYLIC BLACK OUT PANELS BP1 -One Panel BP2 -Two Panels BP3 -Three Panels Not all options can be used in combination. Consult factory for details.

☆ Lamp Included
• 4Kv medium base socket standard in HID, Mogul Upon Request.

• 120V HPF integral ballast standard in HID models, specify voltage for multi-tap.

Specifications subject to change without notice.

Lamp Posts & Accessories

DIRECT BURIAL RESIDENTIAL LAMP POSTS

- Fits Most Standard 3" Post Top Fixtures
- Textured Powdercoated Aluminum
- Crossarm Included Unless Otherwise Specified
- Includes Inlet Hole
- Made In The USA



S11T
See page 10

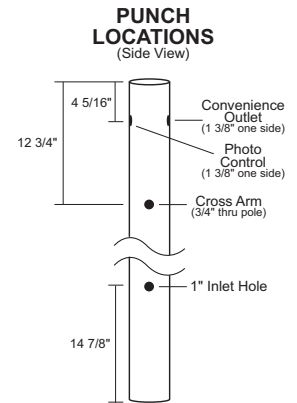
POST LENGTH	SUGG. BURIAL DEPTH
7'	18"
8'	18"
10'	24"
12'	24"
14'	30"

GUIDE: 295-320NCA-BK

Dimensions: O.D. = 2.950", I.D. = 2.850", Wall = .050"

ITEM #	OPTION	COLOR
295-7' Post	C-Conv. Outlet (338)	BK-Black
293-8' Post	320-Ezee Change Photo Control	WH-White
294-10' Post	NCA-No Crossarm	BZ-Bronze

NOTE: Crossarms available in black & white with gold balls, bronze posts ship with black crossarm. Posts with Crossarm, Photo Control, or Convenience Outlet come pre-punched for installation. Minor assembly required.



BOLLARD & CUSTOM LENGTH POSTS (348) AVAILABLE ON Page 55

SAFETY NOTE: Selecting posts and electrical accessories for performance and safety requires a full understanding of various factors and conditions. Professional engineering assistance in selecting these items is highly recommended. Purchaser is responsible for meeting any and all codes or requirements. If you choose a post or electrical accessory without getting such assistance, you do so at your own risk.



2420
Decorative Base
See page 56

BK-BLACK

WH-WHITE

BZ-BRONZE



7'
8'
10'

7'
8'
10'

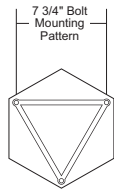
Specifications subject to change without notice.

CAST ALUMINUM POST & BASE COMBINATION

- Fits Most Standard 3" Post Top Fixtures
- 2 Piece Snap Together System, No Tools Required
- Constructed of Sturdy Cast Aluminum
- Available in Black Only

GUIDE: C6P2-BK

ITEM #	COLOR
C6P2-6'	BK-Black
C8P2-8'	
C10P2-10'	



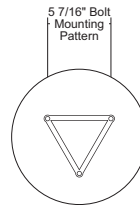
Anchor Bolt 3/8" x 7"

6'

C6P2-BK

Post Dimensions: O.D. = 3"
I.D. = 2.8", Wall = .100", L = 6'

Base Dimensions:
H = 21", W = 10 1/4"



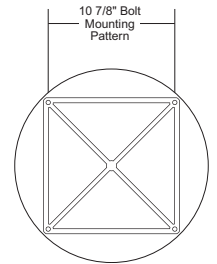

Anchor Bolt 3/8" x 12"

8'

C8P2-BK

Post Dimensions: O.D. = 3"
I.D. = 2.8", Wall = .100", L = 8'

Base Dimensions:
H = 28 1/2", W = 11 5/8"
2"x4" Hand Hole



Anchor Bolt 3/8" x 12"

10'

C10P2-BK

Post Dimensions: O.D. = 3"
I.D. = 2.8", Wall = .100", L = 10'

Base Dimensions:
H = 37", W = 16 5/8"
2"x4" Hand Hole

NOTE: Includes anchor bolts and templates. Post and Base are two piece interlocking system that may ship separately.

SAFETY NOTE: Selecting posts for performance and safety requires a full understanding of various factors and conditions. Professional engineering assistance in selecting these items is highly recommended. Purchaser is responsible for meeting any and all codes or requirements. If you choose a post or electrical accessory without getting such assistance, you do so at your own risk.



Posts accommodate Photo Control 688. See page 55. Photo Controls sold separately.

Specifications subject to change without notice.

DIRECT BURIAL ALUMINUM LAMP POSTS



DIRECT BURIAL

Includes Inlet Hole

GUIDE: 2514-BK-320

Post Dimensions: O.D. = 2.950", Wall = .072"

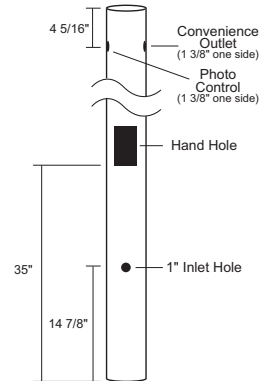
ITEM #	COLOR	OPTION
2500-8'	BK-Black	C-Convenience Outlet
2510-10'	WH-White	320-Ezee Change Photo Control
2512-12'	BZ-Bronze	688-Button Photo Control
2514-14'		HH*-2"x4" Hand Hole

*To meet U.L. and N.E.C. standards, any post designed to be mounted over 8' above ground includes a 2" x 4" (HH) Hand Hole and ground lug. 2512 & 2514 include Hand Hole unless otherwise specified.

SEE PAGE 52 FOR .125" WALL DIRECT BURIAL OPTIONS

DIRECT BURIAL

PUNCH LOCATIONS for 8', 10', & 12' Posts (Side View)



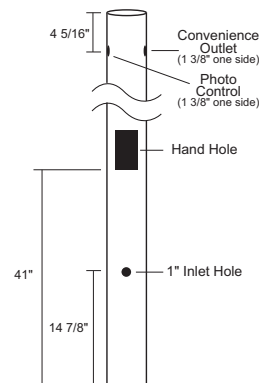
POST LENGTH	SUGG. BURIAL DEPTH
7'	18"
8'	18"
10'	24"
12'	24"
14'	30"

SAFETY NOTE: Selecting a post for performance and safety requires a full understanding of various factors and conditions. Professional engineering assistance in selecting a post is highly recommended.

Purchaser is responsible for meeting any and all codes or requirements. If you choose a post without getting such assistance, you do so at your own risk.

DIRECT BURIAL

PUNCH LOCATIONS for 14' Posts (Side View)



Specifications subject to change without notice.



SURFACE MOUNT ALUMINUM LAMP POSTS

SURFACE MOUNT

Optional Flange Base & Cover

GUIDE: 2600-BZ

Post Dimensions: O.D. = 2.950", Wall = .072"

ITEM #	BASE TYPE	COLOR	OPTION
2600-8'	No Base or Cover	BK -Black	C -Conv. Outlet
2610-10'	ST -Standard Base	BZ -Bronze	320 -Ezee Change Photo Control
2612-12'	STV -ST Base w/Cover	WH -White	688 -Button Photo Control
	HD -Heavy Duty Base		HH* -2"x4" Hand Hole
	HDV -HD Base w/Cover		

*To meet U.L. and N.E.C. standards, any post designed to be mounted over 8' above ground includes a 2" x 4" (**HH**) Hand Hole and ground lug. **2610** and **2612** include Hand Hole unless otherwise specified.

SEE PAGE 54 FOR COMPONENT OFFERINGS



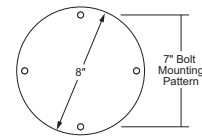
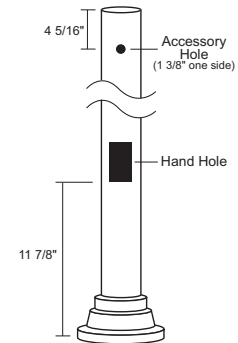
2600-STV-BK



2600-HDV-BK

SURFACE MOUNT

PUNCH LOCATIONS (Side View)



Anchor Bolt M8 x 12"



Die Cast Aluminum Flange base with anchor bolts for up to 12' x 2.950" O.D. Posts

ST-STANDARD BASE (2403)

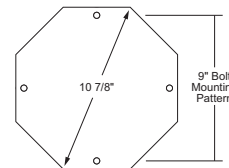
GUIDE: 2690-BZ-HH

Post Dimensions: O.D. = 2.950", Wall = .125"

ITEM #	BASE TYPE	COLOR	OPTION
2690-10'	No Base or Cover	BK -Black	C -Conv. Outlet
2692-12'	ST -Standard Base	BZ -Bronze	320 -Ezee Change Photo Control
	STV -ST Base w/Cover	WH -White	688 -Button Photo Control
	HD -Heavy Duty Base		HH* -2"x4" Hand Hole
	HDV -HD Base w/Cover		

*To meet U.L. and N.E.C. standards, any post designed to be mounted over 8' above ground includes a 2" x 4" (**HH**) Hand Hole and ground lug. **2690** and **2692** include Hand Hole unless otherwise specified.

SEE PAGE 54 FOR COMPONENT OFFERINGS



Anchor Bolt 3/8" x 12"



Spun Aluminum Base Cover for **HD** Base (2411)



Heavy Duty Aluminum Flange base with anchor bolts for up to 14' x 2.950" O.D. Posts

HD-HEAVY DUTY BASE (2405)

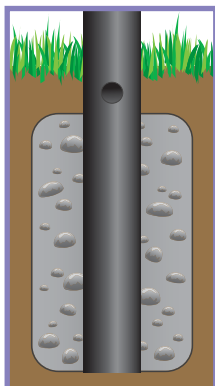
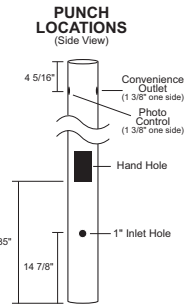
Specifications subject to change without notice.

Lamp Posts & Accessories

3" COMMERCIAL LAMP POSTS

DIRECT BURIAL

Fits most 3" Post Top Fixtures
Includes Inlet Hole



POST LENGTH	SUGG. BURIAL DEPTH
8'	18"
10'	24"
12'	24"
14'	30"

See Safety Note on page 53

3" ROUND ALUMINUM

.125 Wall Thickness

ITEM #	COLOR	OPTION
3588-8'	BK -Black	C -Conv. Outlet
3590-10'	BZ -Bronze	320 -Ezee Change
3592-12'	WH -White	Photo Control
3594-14'		688 -Button Photo Control
		HH*

3" FLUTED ALUMINUM

.125 Wall Thickness

ITEM #	COLOR	OPTION
3588F-8'	BK -Black	688 -Button Photo Control
3590F-10'	BZ -Bronze	HH*
3592F-12'	WH -White	
3594F-14'		

SURFACE MOUNTED

Welded Flange with Optional Decorative Cover. Anchor bolts included.
Fits most 3" Post Top Fixtures



NO COVER **AB-AMERICANA** **DB-DECOR** **HX-HEXAGON** **RB-ROUND** **VB-VICTORIAN**
2 PIECE COVER (3BC1) 2 PIECE COVER (3BC6) 2 PIECE COVER (3BC2) 1 PIECE COVER (3BC9) 2 PIECE COVER (3BC3)

3" ROUND ALUMINUM


.125 Wall Thickness

ITEM #	BASE TYPE	COLOR	OPTION
3688-8'	No Cover	BK -Black	C -Conv. Outlet
3690-10'	AB -Americana	BZ -Bronze	320 -Ezee Change
3692-12'	DB -Decor	WH -White	Photo Control
	HX -Hexagon		688 -Button Photo Control
	RB -Round Cover		HH*
	VB -Victorian		

3" FLUTED ALUMINUM

.125 Wall Thickness

ITEM #	BASE TYPE	COLOR	OPTION
3688F-8'	No Cover	BK -Black	688 - Photo Control
3690F-10'	AB -Americana	BZ -Bronze	HH*
3692F-12'	DB -Decor	WH -White	
	HX -Hexagon		
	RB -Round Cover		
	VB -Victorian		

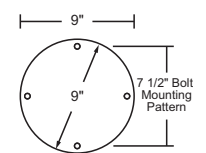
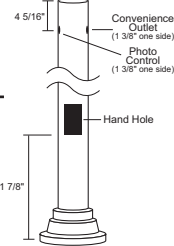


Round F-Fluted



3" Round 3" Fluted

PUNCH LOCATIONS (Side View)



Bolt Circle Pattern For 3" Posts
Anchor Bolt 1/2" x 12"

*To meet U.L. and N.E.C. standards, any post designed to be mounted over 8' above ground includes a 2" x 4" (HH) Hand Hole and ground lug. 3592, 3594, 3592F, 3594F, 3690, 3692, 3690F, and 3692F include Hand Hole unless otherwise specified.

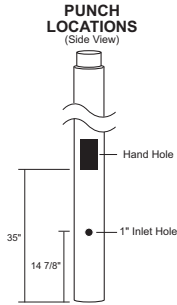
Specifications subject to change without notice.

4" COMMERCIAL LAMP POSTS

Lamp Posts & Accessories

DIRECT BURIAL

Fits most 3" Post Top Fixtures
Includes Inlet Hole



SAFETY NOTES

All surface mount posts are supplied with welded mounting bases.

Selecting a post for performance and safety requires a full understanding of various factors and conditions. Professional engineering assistance in selecting a post is highly recommended. Purchaser is responsible for meeting any and all codes or requirements. If you choose a post without getting such assistance, you do so at your own risk.

See Suggested Burial Depth on page 52

4" ROUND ALUMINUM

.125 Wall Thickness

ITEM #	COLOR	OPTION
4590-10'	BK-Black	HH*
4592-12'	BZ-Bronze	
4594-14'	WH-White	

4" FLUTED ALUMINUM

.125 Wall Thickness

ITEM #	COLOR	OPTION
4590F-10'	BK-Black	HH*
4592F-12'	BZ-Bronze	
4594F-14'	WH-White	

SURFACE MOUNTED

Welded Flange & 3" Tenon with Optional Decorative Cover. Anchor bolts included.
Fits most 3" Post Top Fixtures



NO COVER



AB-AMERICANA
2 PIECE COVER (4BC1)



DB-DECOR
2 PIECE COVER (4BC6)



RB-ROUND
1 PIECE COVER (4BC9)



VB-VICTORIAN
2 PIECE COVER (4BC3)

4" ROUND ALUMINUM

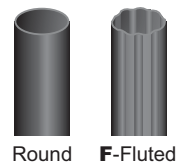
.125 Wall Thickness

ITEM #	BASE TYPE	COLOR	OPTION
4688-8'	No Cover	BK-Black	HH*
4690-10'	AB-American	BZ-Bronze	
4692-12'	DB-Decor	WH-White	
4694-14'	RB-Round Cover VB-Victorian		

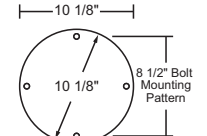
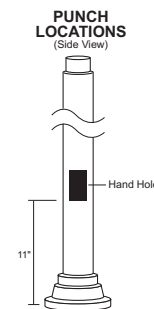
4" FLUTED ALUMINUM

.125 Wall Thickness

ITEM #	BASE TYPE	COLOR	OPTION
4688F-8'	No Cover	BK-Black	HH*
4690F-10'	AB-American	BZ-Bronze	
4692F-12'	DB-Decor	WH-White	
4694F-14'	RB-Round Cover VB-Victorian		



4" Round 4" Fluted



Bolt Circle Pattern For 4" Posts
Anchor Bolt 3/4" x 18"


*To meet U.L. and N.E.C. standards, any post designed to be mounted over 8' above ground includes a 2" x 4" (HH) Hand Hole and ground lug. 4592, 4594, 4592F, 4594F, 4690, 4692, 4694, 4690F, 4692F, and 4694F include Hand Hole unless otherwise specified.

Specifications subject to change without notice.

CAST ALUMINUM & POLYCARBONATE POST TOP FITTERS


Die Cast Aluminum

Medium Base Porcelain Socket, 4Kv Upon Request
Specify Option: (MG) Mogul Socket, (G) GU24 Socket
Example: 1721-MG



1721 Black
1721B Bronze
1720 White

For 10"-16" Globes and
 11" x 17" Acorns with 5 1/4" Opening
 Powdercoated Finish
 I.D. = 3"




1724 Black
1724B BRONZE
1724W White

For 18" Globes with 5 1/4" Opening
 Powdercoated Finish
 I.D. = 3"

Polycarbonate

Medium Base Phenolic Socket
Specify Option: (G) GU24 Socket
Example: 1721P-G



1721P Black
1720P White

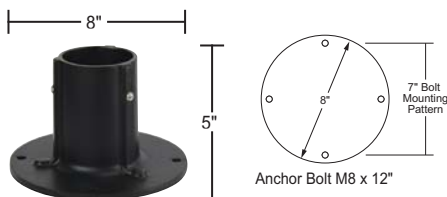
For 10"-16" Globes with 5 1/4" Opening
 I.D. = 3"



MOUNTING HARDWARE INCLUDED

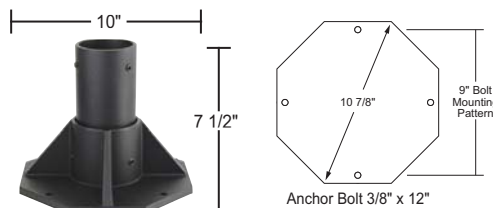
Consult factory when ordering replacement fitters for fixtures with options: Refractors, Cylinders, etc.

FLANGE BASES & COVERS




2403

Die Cast Aluminum Flange base, Powdercoated Finish
 Anchor Bolts Included, for 8' -12' x 2.950" O.D. Posts only
SPECIFY: Black, (B) Bronze, or (W) White



2405

Heavy Duty Aluminum Flange base, Powdercoated Finish
 Anchor Bolts Included, for up to 14' x 2.950" O.D. Posts
SPECIFY: Black, (B) Bronze, or (W) White



2410

Spun Aluminum Base
 Cover for **2403**
 Powdercoated Finish
**SPECIFY: Black,
 (B) Bronze, or (W) White**



2411

Spun Aluminum Base
 Cover for **2405**
 Powdercoated Finish
**SPECIFY: Black,
 (B) Bronze, or (W) White**

Slip-On Polymer Decorative Post Cover



2420

Polyethylene Decorative Slip On
 Base Cover for Standard 3" Post
 I.D. = 3"

SPECIFY: (B) Black (W) White
 No Hardware Included



NOTE: It is REQUIRED that a (**2405**) Flange Base be used on any surface mount post that utilizes multiple H.I.D. Post Brackets. Allen Set Screws, 3/8" x 12" Zinc Plated Anchor Bolts, and Template are included with Flange Base. Flange Post Base sold separately.

Specifications subject to change without notice.

POST FIXTURE ADAPTERS




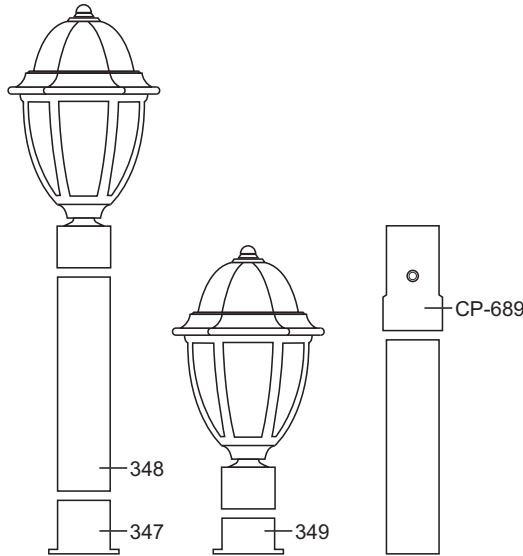
348

3" Custom Length Post for use with **347** Surface Mount Adapter

SPECIFY:

Color: **(BK)** Black, **(WH)** White or **(BZ)** Bronze

Length: **(XX)** must be in 6" intervals
Example Part Number: **348-12**




347

Pier Mount Adapter for use with **348** Stub Post

SPECIFY:

(BK) Black
(WH) White
(BZ) Bronze



349

Pier Mount Adapter for 3" Post Mount Fixtures

SPECIFY:

(BK) Black
(WH) White
(BZ) Bronze



CP-689

120V Photo Control (688 included) with Adaptor for 3" Posts

SPECIFY:
(BK) Black
(WH) White

POST ACCESSORIES



335

15" Aluminum Crossarm with Gold End Caps
3/4" Dia. mounting hole required
SPECIFY: Black or **(WH)** White



HH

2" x 4" Hand Hole Cover for 3" posts (includes mounting hardware)

SPECIFY: Black, **(B)** Bronze, or **(W)** White




HH4

2" x 4" Hand Hole Cover for 4" posts (includes mounting hardware)

SPECIFY: Black, **(B)** Bronze, or **(W)** White

PHOTO CONTROLS & OUTLETS



320

120V for 3" Post with Ezee Change Plug, 1 3/8" Dia. mounting hole required
Up to 300W Inc.,
39W Fluor., 100W H.I.D.


SPECIFY: Black or **(W)** White



688

120V Button Photo Control
1 1/16" Dia. mounting hole required
Up to 300W Inc.,
39W Fluor., 100W H.I.D.

SPECIFY: Black or **(W)** White



338

120V Grounded Convenience Outlet
1 3/8" Dia. mounting hole required

SPECIFY: Black or **(W)** White

SEE SAFETY NOTE ON PAGE 48

Specifications subject to change without notice.

CAST ALUMINUM BRACKETS



WB5

Contemporary Wall Bracket pre-wired w/20" pigtail for easy installation with 3" Post Mount Fixture. Max. Globe size: 16". I.D. = 3" H = 6", W = 4 1/2", E = 12 1/2" Powdercoated Finish
SPECIFY: (BK) Black (WH) White or (BZ) Bronze



PB5-CAP

Cap for 3" Post I.D. = 3" Powdercoated Finish
SPECIFY: (BK) Black (WH) White or (BZ) Bronze



PB5

Contemporary Wall Bracket pre-wired w/20" pigtail for easy installation with 3" Post Mount Fixture. PB5-CAP Included. Designed to mount to 3" Posts with minimum .125 wall thickness. Max. Globe size: 16". I.D. = 3" H = 9 1/2", W = 4 1/2", E = 16 1/2" Powdercoated Finish
SPECIFY: (BK) Black (WH) White or (BZ) Bronze



PB5-2

Contemporary Wall Bracket pre-wired w/20" pigtail for easy installation with 3" Post Mount Fixture. PB5-CAP Included. Designed to mount to 3" Posts with minimum .125 wall thickness. Max. Globe size: 16". I.D. = 3" H = 9 1/2", W = 4 1/2", E = 29" Powdercoated Finish
SPECIFY: (BK) Black (WH) White or (BZ) Bronze



PB5-3

Contemporary Wall Bracket pre-wired w/20" pigtail for easy installation with 3" Post Mount Fixture. Designed to mount to 3" Posts with minimum .125 wall thickness. Max. Globe size: 14". I.D. = 3" H = 9", W = 4 1/2", E = 29" Powdercoated Finish
SPECIFY: (BK) Black (WH) White or (BZ) Bronze

See Safety Note on page 55

CAST ALUMINUM FITTERS

4Kv Medium Base Porcelain Socket

Specify Option: (MG) Mogul Socket



1784

Style A Cast Fitter for Globes & Acorns with 8" Neck
H = 11", W = 10 1/4", I.D. = 3"



1785

Style B Fitter for Globes & Acorns with 8" Neck
H = 10 1/2", W = 10 1/4", I.D. = 3"

Powdercoated Finish - **SPECIFY: (BK) Black, (BZ) Bronze or (WH) White**

REFRACTORS



1000135

for Mogul Base Socket, Type V Distribution
H = 6 5/8", Dia. = 6 1/8", Top I.D. = 5 1/4", Bottom I.D. = 3 1/4"

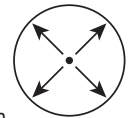
Type III



1000137

for Mogul Base Socket, Type III Distribution
H = 6 5/8", Dia. = 6 1/8", Top I.D. = 5 1/4", Bottom I.D. = 3 1/4"

Type V



1000138

for Medium Base Socket, Type V Distribution
H = 4 7/8", Dia. = 4 3/4", Top I.D. = 4", Bottom I.D. = 3"

CAST ALUMINUM DECORATIVE BASE COVERS

FOR MOST 3" DIAMETER POSTS

Decorative Base Covers come as a two piece system, and can be installed over existing Surface Mounted Posts. **3BC9** and **4BC9** are one piece system.

FOR MOST 4" DIAMETER POSTS



3BC1

Dia.: 13 1/8"
Height: 24 1/8"



3BC2

Dia.: 11 1/2"
Height: 13 5/8"



3BC3

Dia.: 11"
Height: 26 3/8"



3BC6

Dia.: 11"
Height: 9 5/8"



3BC9

Dia.: 10"
Height: 3 1/2"
Top I.D.: 4 1/8"



4BC1

Dia.: 15"
Height: 27 5/8"



4BC3

Dia.: 12 1/8"
Height: 29"



4BC6

Dia.: 12"
Height: 9 5/8"



4BC9

Dia.: 11"
Height: 3 1/2"
Top I.D.: 5 3/8"

Powdercoated Finish - **SPECIFY: (BK) Black, (BZ) Bronze or (WH) White**

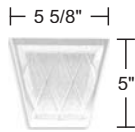
Posts sold separately.

Specifications subject to change without notice.

RESIDENTIAL REPLACEMENTS

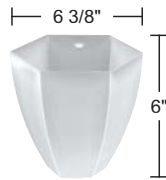


LENSES & DIFFUSERS



**COLONIAL, SAXONY & VANGUARD
COMPANION SIZE LANTERNS
ACRYLIC**

*144-Clear Beveled Diamond 145-Amber Beveled Diamond
146-Clear Beveled 147-Frosted Beveled



**COMPANION SIZE
EVERSTONE™ LANTERNS
ACRYLIC**

1301724-Clear 1301725-Opal
*1301726-Frosted



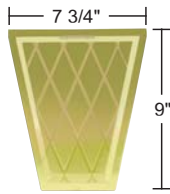
**WALL PACK
EVERSTONE™
LANTERNS
ACRYLIC**

*1301727-Clear Prismatic
1301728-Opal



**VICTORIAN
LANTERN
ACRYLIC**

*1300371-Opal
1300372-Black



**COLONIAL, SAXONY & VANGUARD
FULL SIZE LANTERNS
ACRYLIC**

148-Clear Beveled 149-Frosted Beveled
*153-Amber Beveled Diamond 154-Clear Beveled Diamond



**FULL SIZE
EVERSTONE™ LANTERNS
ACRYLIC**

1301733-Clear 1301734-Frosted
*1301735-Opal



**LANTERN
CHIMNEY
GLASS**

*1300316-Frosted



**VICTORIAN
LANTERN
ACRYLIC**

*1300373-Clear Lens
with Trim Ring (sold assembled)

GLOBES & ACORNS W/5 1/4" NECKLESS OPENING



**CLEAR
POLYCARBONATE**
1256-12"
1456-14"
1656-16"
1856-18"

ACRYLIC
1066-10"
1266-12"
1466-14"
1666-16"
1866-18"



**OPAL
POLYCARBONATE**
1255-12"
1455-14"
1655-16"
1855-18"

ACRYLIC
1065-10"
1265-12"
1465-14"
1665-16"
1865-18"



**SMOKE
POLYCARBONATE**
1258-12"
1458-14"
1658-16"
1858-18"

ACRYLIC
1068-10"
1268-12"
1468-14"
1668-16"
1868-18"



**CLEAR PRISMATIC
POLYCARBONATE**
1859-18"

ACRYLIC
1069-10"
1269-12"
1669-16"
1869-18"



**CLEAR TEXTURED
POLYCARBONATE**
1756-For 2017CL
ACRYLIC
1766-For 8017CL

**OPAL TEXTURED
POLYETHYLENE**
1776-For 9017



**CLEAR TEXTURED
POLYCARBONATE**
2067-For 2018CL
ACRYLIC
2057-For 8018CL

**OPAL TEXTURED
POLYETHYLENE**
2077-For 9018

GLOBES & ACORNS W/4" FITTER NECK



ACRYLIC
0800407-8" Clear
0800408-8" Opal



ACRYLIC
0800411-12" Clear
0800410-12" Opal



**CLEAR TEXTURED
POLYCARBONATE**
1467-For S27S/T

SUGGESTED MAX WATTAGES

SIZE	ACRYLIC			POLYCARBONATE			POLYETHYLENE		
	INC.	FLUOR.	H.I.D.	INC.	FLUOR.	H.I.D.	INC.	FLUOR.	H.I.D.
10"	75W	18W	--	--	18W	--	--	--	--
12"	100W	26W	--	100W	26W	--	--	--	--
14"	150W	32W	--	150W	32W	--	--	--	--
16"	150W	32W	70W	150W	32W	70W	--	--	--
18"	150W	32W	100W	150W	32W	100W	--	--	--
ACORNS	INC.	FLUOR.	H.I.D.	INC.	FLUOR.	H.I.D.	INC.	FLUOR.	H.I.D.
1756	--	--	--	150W	32W	70W	--	--	--
2067	--	--	--	150W	32W	70W	--	--	--

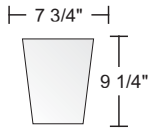
Suggested Max Wattages is for use as a general reference chart only. No warranty or guarantee is expressed or implied, as product suitability is determined by installation.

Specifications subject to change without notice.

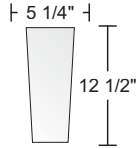
COMMERCIAL REPLACEMENTS



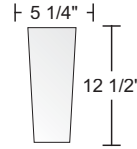
ACRYLIC LENSES



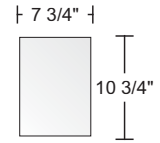
C31T LANTERNS
ACRYLIC
C31TL-LENS-Opal
C31TP-LENS-Prismatic



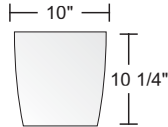
C32T LANTERNS
ACRYLIC
C32TL-LENS-Opal
C32TP-LENS-Prismatic



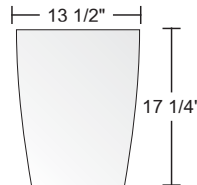
C33T LANTERNS
ACRYLIC
C33TL-LENS-Opal
C33TP-LENS-Prismatic



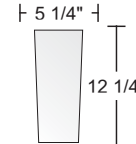
C34T & C35T LANTERNS
ACRYLIC
C34TF-LENS-Frosted



C36T LANTERNS
ACRYLIC
C36TC-LENS-Clear
C36TL-LENS-Opal



C37T LANTERNS
ACRYLIC
C37TC-LENS-Clear
C37TL-LENS-Opal



C59T LANTERNS
ACRYLIC
C59TF-LENS-Frosted

8" FITTER NECK OPENING GLOBES

24", 27", 30" & 36" Globes Available
Contact Sales with Questions



CLEAR

POLYCARBONATE

1856-8N-18"
2056-8N-20"

ACRYLIC

1866-8N-18"
2066-8N-20"



OPAL

POLYCARBONATE

1855-8N-18"
2055-8N-20"

ACRYLIC

1865-8N-18"
2065-8N-20"



SMOKE

POLYCARBONATE

1858-8N-18"
2058-8N-20"

ACRYLIC

1868-8N-18"
2068-8N-20"



CLEAR PRISMATIC

POLYCARBONATE

1859-8N-18"
2059-8N-20"

ACRYLIC

1869-8N-18"
2069-8N-20"

SUGGESTED MAX WATTAGES

SIZE	ACRYLIC		POLYCARBONATE	
	INC.	H.I.D.	INC.	H.I.D.
18"	150W	100W	150W	250W
20"	150W	150W	150W	250W
ACORNS	INC.	H.I.D.	INC.	H.I.D.
0801390	--	--	150W	250W
0801391	--	--	150W	250W
0801392	--	--	150W	250W
3467	--	--	150W	250W

Suggested Max Wattages is for use as a general reference chart only. No warranty or guarantee is expressed or implied, as product suitability is determined by installation.

8" FITTER NECK OPENING ACORNS



CLEAR TEXTURED
POLYCARBONATE
3467

Acorn with 8" Necked Opening for C75TC and C76TC Fixtures



CLEAR TEXTURED
POLYCARBONATE
0801390*

Acorn with 8" Necked Opening for C83TC and C84TC Fixtures**



CLEAR TEXTURED
POLYCARBONATE
0801391*

Acorn with 8" Necked Opening for C85TF and C86TF Fixtures**



CLEAR TEXTURED
POLYCARBONATE
0801392*

Acorn with 8" Necked Opening for C77TF and C78TF Fixtures

* For Finial - **SPECIFY: (DR)** Drill Hole

** For Hood - **SPECIFY: (TR)** Trim Top For C91 and C92, **(TR2)** Trim Top For C93 and C94

Contact Sales for Acrylic Acorns in Clear, Opal & Frost

Specifications subject to change without notice.

PHOTOMETRICS

COMMERCIAL HID DATA



Post Lanterns

WATTAGE	A	B	C	D
	5'	10'	20'	30'
60 Watt Inc.	.4	.14	.03	.01
35 Watt HPS	.98	.42	.084	.028
50 Watt HPS	1.75	.75	.15	.050
70 Watt HPS	2.59	1.11	.22	.074
50 Watt MH	1.53	.66	.13	.04
70 Watt MH	2.2	.57	.11	.03
100 Watt MH	2.3	.7	.14	.04

Mounting Height 10' 9' 8' 7' 5.5'

Correction Factor .303 .373 .473 .617 1.00



Opal Globes & Acorns

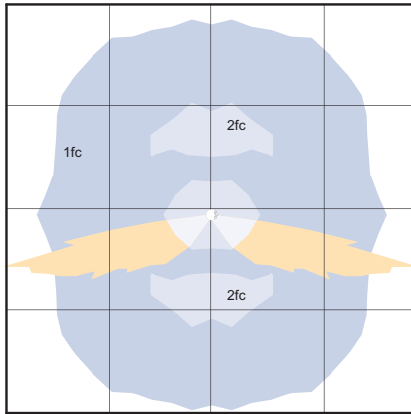
WATTAGE	A	B	C	D
	5'	10'	20'	30'
70 Watt Inc.	2.2	1.2	.3	.11
100 Watt HPS	3.3	2.0	.5	.2
150 Watt HPS	5.3	3.2	.94	.32
50 Watt MH	.4	.31	.12	.02
70 Watt MH	.6	.5	.19	.04
100 Watt MH	1.56	1.0	.25	.06
150 Watt MH	2.36	1.22	.45	.12

Mounting Height 14' 12' 11' 10' 9' 8' 7' 6' 5'

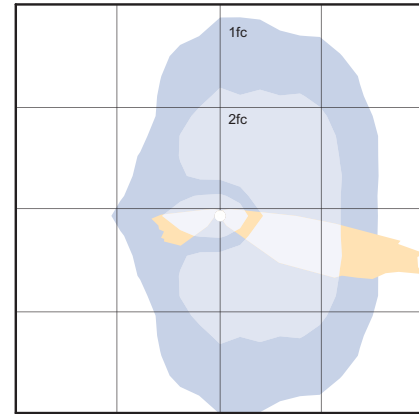
Correction Factor .510 .694 .826 1.00 1.24 1.56 2.04 2.78 4.00

HORIZONTAL FOOTCANDLES SHOWN HAVE A SYMMETRICAL DISTRIBUTION AT GROUND LEVEL

COMMERCIAL LED ACORN DATA

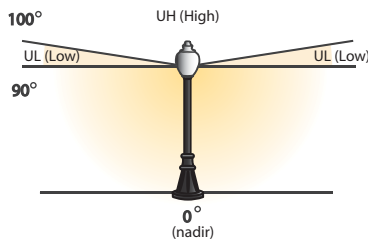


Type 5 Polar Graph - Post Height 10' - Kelvin 4000k - LED L40
HORIZONTAL ISOLINE VERTICAL ISOLINE

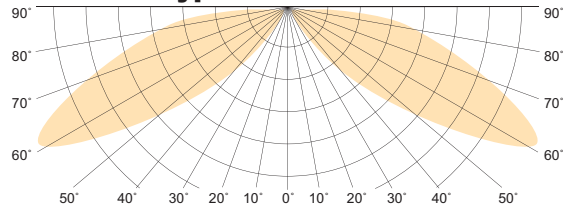


Type 3 Polar Graph - Post Height 10' - Kelvin 4000k - LED L40
HORIZONTAL ISOLINE VERTICAL ISOLINE

ENERGY EFFICIENT REFLECTOR DATA



Typical Polar Plot



Energy Savings Comparison With & Without DS120 Retrofit

DS120 WITH 0801391

Existing Lamp	Total Lumens	Down Lumens	Down Lumens - with DS120 Retrofit					
			250W	175W	150W	100W	70W	50W
250W	25000	8200	17150	8986	8386	-	-	-
Increase in down lumens	182.64%	109.58%	102.27%	-	-	-	-	-
Energy savings	-	-	30.00%	40.00%	-	-	-	-
150W	14000	4592	-	8386	5391	-	-	-
Increase in down lumens	-	-	-	182.64%	117.40%	-	-	-
Energy savings	-	-	-	-	33.33%	-	-	-
100W	9000	2592	-	-	5391	3354	-	-
Increase in down lumens	-	-	-	-	182.64%	113.62%	-	-
Energy savings	-	-	-	-	-	30.00%	-	-
70W	5600	1837	-	-	-	3354	2037	-
Increase in down lumens	-	-	-	-	-	182.64%	110.89%	-
Energy savings	-	-	-	-	-	-	28.57%	-
50W	3400	1115	-	-	-	-	2037	-
Increase in down lumens	-	-	-	-	-	-	182.64%	-
Energy savings	-	-	-	-	-	-	-	-

DS120 WITH 1866

Existing Lamp	Total Lumens	Down Lumens	Down Lumens - with DS120 Retrofit					
			250W	175W	150W	100W	70W	50W
250W	25000	9100	17150	12005	9604	6174	3842	2332
Increase in down lumens	188.42%	132.92%	105.54%	68.85%	42.22%	25.63%	80.00%	-
Energy savings	-	-	30.00%	40.00%	60.00%	72.00%	80.00%	-
150W	14000	5096	-	9604	6174	3842	2332	-
Increase in down lumens	-	-	-	188.46%	121.15%	73.43%	45.76%	-
Energy savings	-	-	-	-	33.33%	53.55%	66.67%	-
100W	9000	3276	-	-	6174	3842	2332	-
Increase in down lumens	-	-	-	-	188.46%	117.28%	71.18%	-
Energy savings	-	-	-	-	-	30.00%	50.00%	-
70W	5600	2038	-	-	-	3842	2332	-
Increase in down lumens	-	-	-	-	-	188.46%	114.43%	-
Energy savings	-	-	-	-	-	-	28.57%	-
50W	3400	1238	-	-	-	-	2332	-
Increase in down lumens	-	-	-	-	-	-	188.46%	-
Energy savings	-	-	-	-	-	-	-	-

NOTE: Because of fixture differences, photometrics may not be exact.

NUMERICAL INDEX

<u>ITEM #</u>	<u>PAGE</u>	<u>ITEM #</u>	<u>PAGE</u>	<u>ITEM #</u>	<u>PAGE</u>	<u>ITEM #</u>	<u>PAGE</u>
AFB	38	C8025T	43	S772WF	18	204S	21
CP-689	55	DS120	39	S79WF	19	204T	21
C6P2	49	DS130	39	S791WF	18	204V	21
C8P2	49	DS140	39	WB5	56	206VC	20
C10P2	49	HH	55	3BC1	56	208S	20
C31T	46	HH4	55	3BC2	56	208T	20
C31T(P/L)-LENS	58	HS	38	3BC3	56	209	27
C32T	45	PB5	56	3BC6	56	210	27
C32T(P/L)-LENS	58	PB5-2	56	3BC9	56	211	27
C33T	45	PB5-3	56	4BC1	56	212	27
C33T(P/L)-LENS	58	S11S	10	4BC3	56	215	27
C34T	47	S11T	10	4BC6	56	216	27
C34TF-LENS	58	S11V	10	4BC9	56	217	27
C35T	47	S21S	11	15RP2	26	220S	22
C36T	44	S21T	11	105	28	220T	22
C36T(C/L)-LENS	58	S21V	11	106	28	230S	24
C37T	44	S26S	12	109	28, 34	230T	24
C37T(C/L)-LENS	58	S26T	12	110	28, 34	240S	23
C59T	45	S26V	12	111	28	240T	23
C59TF-LENS	58	S27SC	13	112	28	240V	23
C75T	40	S27TC	13	113	29	241VC	23
C76T	40	S32W	13	114	29	260S	24
C77T	41	S33W	14	115	29, 34	260T	24
C78T	41	S34W	15	116	29, 34	270S	22
C83T	38	S35W	15	123	29	270T	22
C84T	38	S71P	16	124	29	293	48
C85T	38	S71S	16	144	57	294	48
C86T	38	S75TC	17	145	57	295	48
C91T	39	S75TC-1	17	146	57	320	55
C92T	39	S75TC-2	17	147	57	335	55
C93T	39	S75TL-1	17	148	57	338	55
C94T	39	S75TL-2	17	149	57	347	55
C2014T	42	S75VC	17	153	57	348	55
C2015T	43	S75VL	17	154	57	349	55
C2024T	42	S759V	16	156FM	25	407	30
C2025T	43	S76WF	19	157FM	25	408	30
C8014T	42	S761WF	18	164FM	26	409	30, 35
C8015T	43	S77WF	19	165FM	26	410	30, 35
C8024T	42	S771WF	19	167FM	25	411	30

NUMERICAL INDEX

<u>ITEM #</u>	<u>PAGE</u>	<u>ITEM #</u>	<u>PAGE</u>	<u>ITEM #</u>	<u>PAGE</u>	<u>ITEM #</u>	<u>PAGE</u>
412	30	1721P	54	2068-8N	58	4688F	53
420	27	1724	54	2069-8N	58	4690	53
421	27	1724B	54	2077	57	4690F	53
422	27	1724W	54	2403	54	4692	53
607	31	1756	57	2405	54	4692F	53
608	31	1766	57	2410	54	4694	53
609	31, 35	1776	57	2411	54	4694F	53
610	31, 35	1784	56	2420	54	8000	32
611	31	1785	56	2500	50	8001	32
612	31	1855	57	2510	50	8002	32
688	55	1855-8N	58	2512	50	8003	32, 36
785	21	1856	57	2514	50	8004	32, 36
1065	57	1856-8N	58	2600	51	8017CL	32, 36
1066	57	1858	57	2610	51	8018CL	32, 36
1068	57	1858-8N	58	2612	51	9017	32
1069	57	1859	57	2690	51	9018	32
1255	57	1859-8N	58	2692	51	0801390	58
1256	57	1865	57	3467	58	0801391	58
1258	57	1865-8N	58	3588	52	0801392	58
1265	57	1866	57	3588F	52	1000135	56
1266	57	1866-8N	58	3590	52	1000137	56
1268	57	1868	57	3590F	52	1000138	56
1269	57	1868-8N	58	3592	52	1300316	57
1455	57	1869	57	3592F	52	1300371	57
1456	57	1869-8N	58	3594	52	1300372	57
1458	57	2001	32	3594F	52	1300373	57
1465	57	2002	32	3688	52	1301724	57
1466	57	2003	32, 36	3688F	52	1301725	57
1468	57	2004	32, 36	3690	52	1301726	57
1655	57	2017CL	32, 36	3690F	52	1301727	57
1656	57	2018CL	32, 36	3692	52	1301728	57
1658	57	2055-8N	58	3692F	52	1301733	57
1665	57	2056-8N	58	4590	53	1301734	57
1666	57	2058-8N	58	4590F	53	1301735	57
1668	57	2059-8N	58	4592	53		
1669	57	2065-8N	58	4592F	53		
1720	54	2066-8N	58	4594	53		
1720P	54	2057	57	4594F	53		
1721	54	2067	57	4688	53		



WAVE
LIGHTING

phone: 330.630.9187 • fax: 330.630.1994

877.870.WAVE (9283)
www.wavelighting.com

