

HUDSON VALLEY

THE LIGHTING STANDARD®



# BOCA

The dome, the arch, the vault—all intrinsically hallowed forms that resonate in the human mind. Our Boca family traces iconic arcs in each direction in a gorgeous contemporary fixture. At either end of each arc are unique spherical glass diffusers. Metal on the top half, layered on the bottom, each one contains a one-of-a-kind assortment of bubbles. Clear on the outside, etched on the inside, these orbs provide dimension and depth to the LED light spilling out from within them.

## 1233-PN

39"D x 34" Min. H – 88" Max. H  
mm: 991 x 864 – 2235  
LED: (13) 4w LED 120 volt  
3000K, 90 CRI, Dimmable  
CANOPY: 5.5"D 140mm





1230-AGB

## 1230

31"D x 28" Min. H – 82" Max. H  
mm: 787 x 711 – 2083

LED: (10) 4w LED 120 volt  
3000K, 90 CRI, Dimmable

CANOPY: 5.5"D 140mm

## FINISHES

Aged Brass (AGB)  
Polished Nickel (PN)



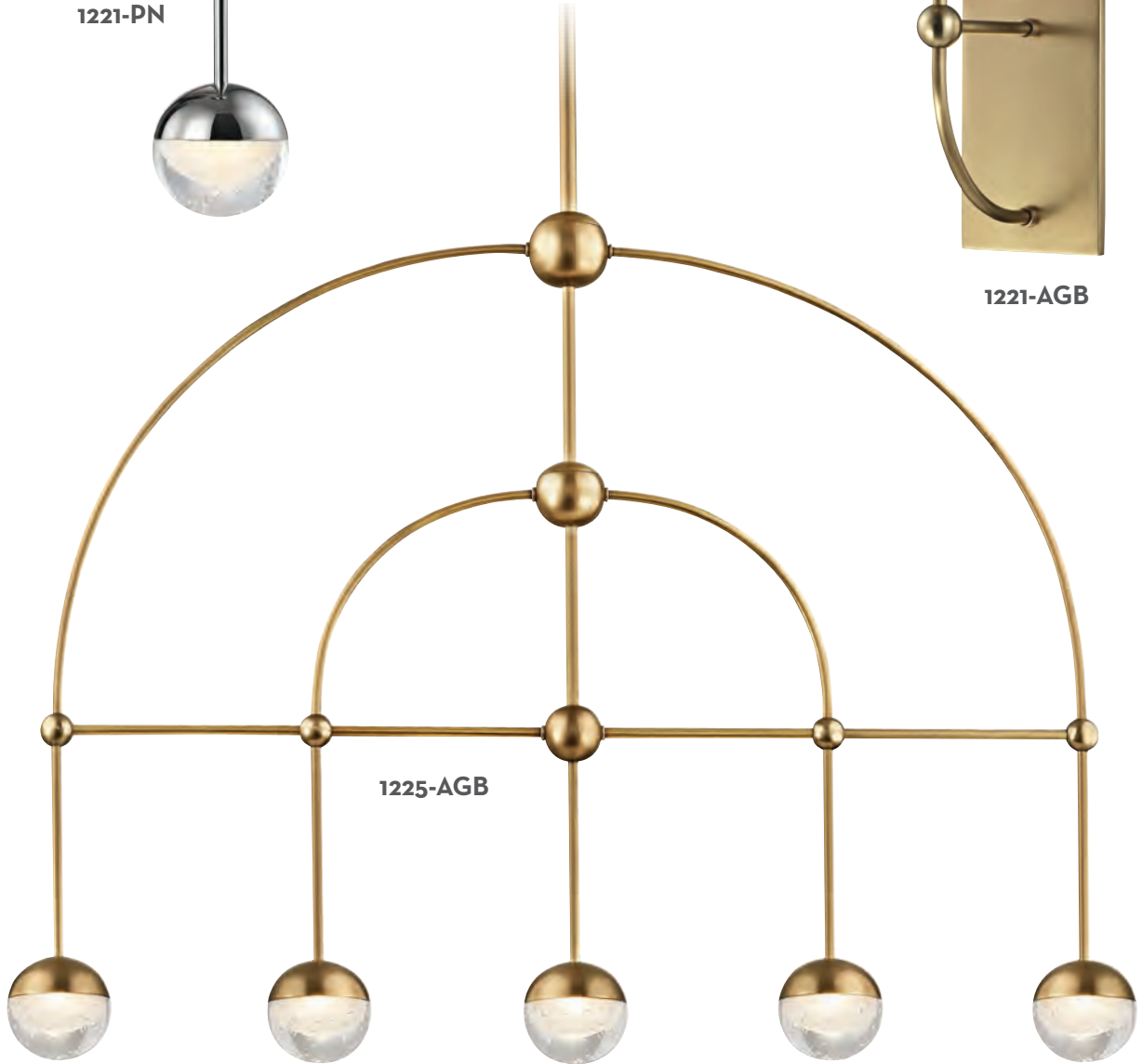
**Max. H** Maximum Height measurement includes: (1) 3" stem 76mm, (1) 6" stem 152mm, (1) 12" stem 305mm, (2) 18" stems 457mm and hang straight canopy.



1221-PN



1221-AGB



1225-AGB



**1221**

4.5"W x 13.25"H x 7"E  
 mm: 114 x 337 x 178  
 LED: (1) 4w LED 120 volt  
 3000K, 90 CRI, Dimmable  
 BACKPLATE: 4.5"W x 7"H  
 mm: 114 x 178

**1225**

39"L x 3.5"W x 34" Min. H – 88" Max.  
 mm: 991 x 89 x 864 – 2235  
 LED: (5) 4w LED 120 volt  
 3000K, 90 CRI, Dimmable  
 CANOPY: 5.5"D 140mm

**FINISHES**

Aged Brass (AGB)  
 Polished Nickel (PN)

**Max. H** Maximum Height measurement includes: (1) 3" stem 76mm, (1) 6" stem 152mm, (1) 12" stem 305mm, (2) 18" stems 457mm and hang straight canopy.



1223-PN



1223F-AGB



1227-PN

**1223**

15.75"D x 19" Min. H – 73" Max. H  
 mm: 400 x 483 – 1854  
**LED:** (5) 4w LED 120 volt  
 3000K, 90 CRI, Dimmable  
**CANOPY:** 5.5"D 140mm

**1223F**

15.75"D x 10"H  
 mm: 400 x 254  
**LED:** (4) 4w LED 120 volt  
 3000K, 90 CRI, Dimmable  
**CANOPY:** 5.5"D 140mm

**1227**

23.5"D x 24" Min. H – 78" Max. H  
 mm: 597 x 610 – 1981  
**LED:** (7) 4w LED 120 volt  
 3000K, 90 CRI, Dimmable  
**CANOPY:** 5.5"D 140mm

**FINISHES**

Aged Brass (AGB)  
 Polished Nickel (PN)



**Max. H** Maximum Height measurement includes: (1) 3" stem 76mm, (1) 6" stem 152mm, (1) 12" stem 305mm, (2) 18" stems 457mm and hang straight canopy.





# FLEMING

A stunning modernist arrangement of converging x-y axes, Fleming contains a slight allusion to the Bauhaus in the oblate spheroid shape of its shades. Just as that famous school sought to merge form and function, our Fleming sends warm LED illumination in numerous directions while making a strong visual impression.

## 4716-AGB

36.5"D x 40.25" Min. H – 85.25" Max. H

mm: 927 x 1022 – 2165

BULB: (16) 3w G9 LED\*

CANOPY: 6.25"D 159mm



4724-PN

## 4724

45.75"D x 53" Min. H – 98" Max. H  
mm: 1162 x 1346 – 2489

**BULB:** (24) 3w G9 LED\*

**CANOPY:** 6.25"D 159mm

## FINISHES

Aged Brass (AGB)  
Polished Nickel (PN)

## NOTES

\*Bulbs included (BLB-3W-G9).

See page 685 for replacement  
bulb ordering information.

**Max. H** Maximum Height measurement includes: (1) 3" stem 76mm, (1) 6" stem 152mm, (1) 12" stem 305mm, (2) 18" stems 457mm and hang straight canopy.



**4708-AGB**



**4700-AGB**



**4700-PN**

### 4700

4.75"W x 22.5"H x 11"E  
mm: 121 x 572 x 279  
**BULB:** (2) 3w G9 LED\*  
**BACKPLATE:** 4.5"W x 11.5"H  
mm: 114 x 292

### 4708

36.5"D x 14.5"H  
mm: 927 x 368  
**BULB:** (8) 3w G9 LED\*  
**CANOPY:** 10"D 254mm

### FINISHES

Aged Brass (AGB)  
Polished Nickel (PN)

### NOTES

*\*Bulbs included (BLB-3W-G9).  
See page 685 for replacement  
bulb ordering information.*





# DUNKIRK

---

The earthly and the extraterrestrial combine in this beautiful, branching family. Faceted crystal spheres bedazzle at the end of every branch, luminously refracting the light. Like a star being born, Dunkirk is at once organic and out of this world. When Sarfatti designed the first chandelier that launched the Sputnik-style craze, it had been fireworks he was trying to emulate. There is something both of the firework exploding and the fixtures Sarfatti inspired in this opulent piece.



6030-PN

**6030**

30"D x 29"H

mm: 762 x 737

BULB: (10) 60 w/c

CANOPY: 5.25"D 133mm

**FINISHES**

Aged Brass (AGB)

Polished Nickel (PN)





**6020-AGB**



**6000-PN**

6000 can be used as a flush mount or wall sconce.



**6000-AGB**

## **6000**

20"D x 10.75"H x 10.75"E

mm: 508 x 273 x 273

**BULB:** (4) 60 w/c

**CANOPY:** 5.25"D 133mm

## **6020**

20"D x 24"H

mm: 508 x 610

**BULB:** (8) 60 w/c

**CANOPY:** 5.25"D 133mm

## **FINISHES**

Aged Brass (AGB)

Polished Nickel (PN)





# TYRELL

---

Each glass tube in our Tyrell family is purposely imperfect, opal toward the top before raggedly giving way to perfect clarity by the base. Outer gloss gives them sheen, making for a mysterious and alluring diffusion effect as light comes blushing through from candelabra bulbs set perpendicular to each layer of glass tubes. Tyrell adds a 21st-century touch to a Modernist classic.



**8932-PN**



**8933-PN**

**8932**

31"D x 36.5"H

mm: 787 x 927

**BULB:** (13) 40 w/c

**CANOPY:** 5.5"D 140mm

**8933**

31"D x 49"H

mm: 787 x 1245

**BULB:** (16) 40 w/c

**CANOPY:** 5.5"D 140mm

**FINISH**

Polished Nickel (PN)



**8900-PN**



**8915-PN**



**8924-PN**

**8900**

13.25"W x 20.75"H x 5.75"E  
 mm: 337 x 527 x 146  
**BULB:** (2) 60 w/c  
**BACKPLATE:** 4.25"W x 14"H  
 mm: 108 x 356

**8915**

16.25"D x 23.5"H  
 mm: 413 x 597  
**BULB:** (4) 60 w/c  
**CANOPY:** 5.5"D 140mm

**8924**

23.75"D x 35.75"H  
 mm: 603 x 908  
**BULB:** (9) 60 w/c  
**CANOPY:** 5.5"D 140mm

**FINISH**

Polished Nickel (PN)





# SPARTA

---

Spartans were renowned for their strength and simplicity. Sparta is bold, with javelins of icy hand-poured glass puncturing the air in every which way. It's a stunning display of bursting energy frozen in motion.

## 9048-AGB

48"D mm: 1219

54" Min. H – 90" Max. H

mm: 1372 – 2286

**BULB:** (18) 40 w/c G16 ½

**CANOPY:** 6.25"D 159mm



9032-PN

## 9032

32"D mm: 813  
39.5" Min. H – 81.5" Max. H  
mm: 1003 – 2070  
**BULB:** (12) 40 w/c G16 ½  
**CANOPY:** 6.25"D 159mm

## FINISHES


Aged Brass (AGB)  
Polished Nickel (PN)

## NOTES

*Max. H – Maximum Height measurement includes: (1) 3" stem 76mm, (1) 6" stem 152mm, (1) 12" stem 305mm, (2) 18" stems 457mm and canopy.*



9028-AGB



9025-PN

### 9025

25.25"D x 6"E  
mm: 640 x 150

**BULB:** (6) 40 w/c G16 ½  
**BACKPLATE:** 10"D 254mm

### 9028

28"D x 14.25"H  
mm: 711 x 362

**BULB:** (6) 40 w/c G16 ½  
**CANOPY:** 10"D 254mm

### FINISHES

Aged Brass (AGB)  
Polished Nickel (PN)





ROOM DESIGNED BY MATT MACDONALD AT MACDONALD DESIGN ASSOCIATES.

# ROYALTON

---

Bring back the elegance and the glamour of a Jazz Age ballroom with this opulent chandelier. Strings of crystal beads like pearl necklaces cascade all around the light source. Generous amounts of crystal pour down in waterfall-like profusion. With streamlined simplicity and classic elegance, Royalton adds a dash of panache to your space.



9026-AGB

## 9026

26"D x 37.5"H

mm: 660 x 953

BULB: (12) 40 w/c

CANOPY: 4.75"D 121mm

## FINISHES

Aged Brass (AGB)

Polished Nickel (PN)





**9008-AGB**



**9018-PN**



**9000-PN**

### 9000

12"W x 17"H x 5.75"E  
mm: 304 x 431 x 146  
**BULB:** (3) 60 w/c  
**BACKPLATE:** 7"W x 10.75"H  
mm: 178 x 273

### 9008

18.25"D x 14.5"H  
mm: 464 x 368  
**BULB:** (4) 60 w/c  
**CANOPY:** 18.25"D 464mm

### 9018

18.25"D x 27.75"H  
mm: 464 x 705  
**BULB:** (6) 60 w/c  
**CANOPY:** 4.75"D 121mm

### FINISHES

Aged Brass (AGB)  
Polished Nickel (PN)



# LIBERTY

Liberty starts with a core of matte-black metal, banded round its middle with a flashing contrast from the piece's finish of choice—brass or nickel. Retro coil bulbs in ballooning clear glass create the primary light source; in larger models, tubular exposed-filament bulbs alternate. Cut-crystal discs and icy handcrafted glass adorn protruding rods, refracting the dazzling light in a thousand directions.

## 5060-AGB

60"D x 60"H

mm: 1524 x 1524

BULB (12) 60 w/m G40\*\*

(6) 75 w/m T10\*\*\*

CANOPY 6.25"D 159mm





5032-AGB

5046-PN

## 5032

32"D x 32"H  
mm: 813 x 813  
BULB (6) 60 w/m G25\*  
CANOPY 6.25"D 159mm

## 5046

46"D x 46"H  
mm: 1168 x 1168  
BULB (6) 60 w/m G40\*\*  
(6) 75 w/m T10\*\*\*  
CANOPY 6.25"D 159mm

## FINISHES

Aged Brass (AGB)  
Polished Nickel (PN)

## NOTES

\*Bulbs included (BLB-60-G25)  
\*\*Bulbs included (BLB-60-G40)  
\*\*\*Bulbs included (BLB-75-T10-8.5)





# WALLIS

From the side or from underneath, Wallis presents an interesting perspective. By layering glass and metal rods at staggered but even lengths in a classic drum shape, Wallis manages to feel both contemporary and familiar. At the same time, it directs light vertically and diffuses it horizontally.

**6320-AGB**

20.75"D x 30.75"H  
mm: 527 x 781  
42.5" Min. H – 89.75" Max. H  
mm: 1072 – 2280  
**BULB:** (10) 60 w/c  
**CANOPY:** 5"D 127mm



**6315-PN**



**6310-AGB**



**6300-PN ADA**

## 6300

8"W x 19.75"H x 3.5"E  
 mm: 203 x 500 x 89  
**BULB:** (2) 60 w/c  
**BACKPLATE:** 6.25"W x 9.25"H  
 mm: 159 x 235

## 6310

10.5"D x 19.75"H  
 mm: 267 x 500  
 21.5" Min. H – 72" Max. H  
 mm: 546 – 1829  
**BULB:** (6) 60 w/c  
**CANOPY:** 5"D 127mm

## 6315

15"D x 25.25"H  
 mm: 381 x 640  
 26" Min. H – 77" Max. H  
 mm: 660 – 1956  
**BULB:** (8) 60 w/c  
**CANOPY:** 5"D 127mm

## FINISHES

Aged Brass (AGB)  
 Polished Nickel (PN)

**Max. H** Maximum Height measurement includes: (1) 3" stem 76mm, (1) 6" stem 152mm, (1) 12" stem 305mm, (2) 18" stems 457mm and hang straight canopy.

# BRETON

---

The glassmaker's craft of using an "optic mold" to create desired interior textures and designs was invented by Roman glassworkers and flourished in Venice in the Middle Ages. Using this ancient "optic" technique, we house a glass bulb in a hand-blown oval diffuser. This diffuser is perfectly clear on the outside with a wavy horizontal pattern worked in its bulb-facing side. These interior lines are in the "optic" tradition, valued in heritage pieces such as Depression glass.



2418-AGB

## 2418

40"D x 30"H

mm: 1016 x 762

**BULB:** (8) 3W G9 LED\*

**CANOPY:** 6"D 152mm

## FINISHES

Aged Brass (AGB)

Polished Nickel (PN)

## NOTES

\*Bulbs included (BLB-3W-G9).

See page 685 for replacement bulb ordering information.





2400-PN



2410-AGB



2415-PN

## 2400

8.5"W x 12.75"H x 10"E  
mm: 216 x 324 x 254  
**BULB:** (1) 3W G9 LED\*  
**BACKPLATE:** 5"W x 12.75"H  
mm: 127 x 324

## 2410

8.5"D x 14.75"H  
mm: 216 x 375  
**BULB:** (1) 3W G9 LED\*  
**CANOPY:** 6"D 152mm  
*Comes with 8 ft braided cord.*

## 2415

30"D x 25"H  
mm: 762 x 635  
**BULB:** (5) 3W G9 LED\*  
**CANOPY:** 6"D 152mm

## FINISHES

Aged Brass (AGB)  
Polished Nickel (PN)

## NOTES

*\*Bulbs included (BLB-3W-G9).  
See page 685 for replacement  
bulb ordering information.*



# BALLSTON

---

Making its way to Europe along the Silk Road, carved and printed upon luxury objects such as carpets, velvets, and silks, the quatrefoil enjoyed frequent use in Gothic and Renaissance cathedrals. The Gothic Revival of the 19th century brought it back as designers looked to the past for inspiration. Today, it's used by luxury brands around the world. Our Ballston adds even more glamour to the revered quatrefoil shape by adorning it in multifaceted walls of crystal beads through which the concealed light source shines out.

## 4316-AGB

16"D x 26.75"H

mm: 406 x 680

BULB: (12) 40 w/c

CANOPY: 5.5"D 140mm



**4312-PN**



**4301-PN**



**4302-AGB**

**4301**  
 12"D x 8.5"H  
 mm: 305 x 216  
**BULB:** (4) 40 w/c  
**CANOPY:** 7.75"D 197mm

**4302**  
 16"D x 9.5"H  
 mm: 406 x 241  
**BULB:** (4) 40 w/c  
**CANOPY:** 11.5"D 292mm

**4312**  
 12"D x 20.5"H  
 mm: 305 x 521  
**BULB:** (8) 40 w/c  
**CANOPY:** 5.5"D 140mm

**FINISHES**  
 Aged Brass (AGB)  
 Polished Nickel (PN)





# WHITESTONE

---

Whitestone alternates clear and rock crystal in elegant beaded chains. These opulent gemstones catch and sparkle light passing through from the candelabra behind them. Finials of rock crystal and clear crystal unify all ceiling-mounted versions of this charming family.



9318-AGB



9322-PN

### 9318

15.75"D x 40" Min. H – 94" Max. H  
mm: 400 x 1016 – 2388

**BULB:** (8) 60 w/c

**CANOPY:** 6"D 152mm

### 9322

20.5"D x 51" Min. H – 105" Max. H  
mm: 521 x 1295 – 2667

**BULB:** (9) 60 w/c

**CANOPY:** 6"D 152mm

### FINISHES

Aged Brass (AGB)

Polished Nickel (PN)

**Max. H** Maximum Height measurement includes: (1) 3" stem 76mm, (1) 6" stem 152mm, (1) 12" stem 305mm, (2) 18" stems 457mm and hang straight canopy.



9313-AGB



9304-AGB



9300-AGB

## 9300

11"W x 14"H x 5.5"E  
mm: 279 x 356 x 140  
**BULB:** (2) 60 w/c  
**BACKPLATE:** 10.25"W x 13"H  
mm: 260 x 330

## 9304

16.5"D x 9.5"H  
mm: 419 x 241  
**BULB:** (4) 60 w/c  
**CANOPY:** 16.5"D 419mm

## 9313

11"D x 29.75" Min. H – 83.75" Max. H  
mm: 279 x 756 – 2127  
**BULB:** (3) 60 w/c  
**CANOPY:** 6"D 152mm

## FINISHES

Aged Brass (AGB)  
Polished Nickel (PN)

**Max. H** Maximum Height measurement includes: (1) 3" stem 76mm, (1) 6" stem 152mm, (1) 12" stem 305mm, (2) 18" stems 457mm and hang straight canopy.





# HARRISON

---

Rows of opulent crystal beads hang in poised even sheets, beautifully diffusing the light from its concealed candelabra. Forming an unexpected contrast to the crystal beads is a band of metal mesh, which rounds along the top in the ceiling-mounted versions and occupies a wide swath of the middle in our boxy wall-mounted versions. Harrison is a quietly glamorous light fixture with great textures.



**7716-PN**



**7722-AGB**

**7716**

16"D x 27.25"H

mm: 406 x 692

**BULB:** (8) 60 w/c

**CANOPY:** 5.5"D 140mm

**7722**

22"D x 35.5"H

mm: 560 x 902

**BULB:** (12) 60 w/c

**CANOPY:** 5.5"D 140mm

**FINISHES**

Aged Brass (AGB)

Polished Nickel (PN)





**7704-PN**



**7704F-AGB**



**7700-PN**

**7700**  
 8.5"W x 18"H x 4.75"E  
 mm: 216 x 457 x 121  
**BULB:** (1) 6w T8 LED\*  
**BACKPLATE:** 4.25"W x 16.25"H  
 mm: 108 x 413

**7704**  
 12.25"D x 18.75"H  
 mm: 310 x 476  
**BULB:** (4) 60 w/c  
**CANOPY:** 5.5"D 140mm

**7704F**  
 12.25"D x 13.75"H  
 mm: 310 x 349  
**BULB:** (4) 60 w/c  
**CANOPY:** 12.25"D 310mm

**FINISHES**  
 Aged Brass (AGB)  
 Polished Nickel (PN)

**NOTES**  
*\*Bulb included (BLB-6W-T8).  
 See page 685 for replacement  
 bulb ordering information.*





# FENWATER

The trial-and-error nature of our creative process here made Fenwater a delightful discovery where the end product exceeded its initial intent. Here's how it works: our artisans pour molten glass into molds of three different lengths. By design, the glass is rough and champagne-hued to suggest a degree of antiquity. The hooked glass panels hang in a three-layered cascade in staggered lengths. The resulting appearance is at once warm and wozy, watery and icy.

## 9418-PN

20"D x 35.75"H

mm: 508 x 908

BULB: (9) 60 w/c

CANOPY: 5.5"D 140mm



9425-PN



9410-PN ADA

### 9410

7.5"W x 23.5"H x 4"E  
mm: 191 x 597 x 102  
BULB: (2) 60 w/c  
BACKPLATE: 4.5"W x 14"H  
mm: 114 x 356

### 9425

25.75"D x 45.75"H  
mm: 654 x 1162  
BULB: (16) 40 w/c  
CANOPY: 5.5"D 140mm

### FINISH

Polished Nickel (PN)





# ROUNDOUT

Tumbling cubes overlapped in frozen motion surround a modern-style lighting cluster in this breathtaking fixture. Inert textured black iron contrasts with a metallic finish at the core. This chandelier for the Atomic Age celebrates the tension that keeps the universe and the atom alike in perfect place.

**1234-AGB**

34"D x 44.75"H

mm: 864 x 1137

**BULB:** (12) 40 w/c G16 ½

**CANOPY:** 4.75"D 121mm





1222-PN

**1222**

26"D x 30.5"H  
mm: 660 x 775

**BULB:** (9) 40 w/c G16 ½

**CANOPY:** 4.75"D 121mm

**FINISHES**

Aged Brass (AGB)  
Polished Nickel (PN)

# ROUNDOUT

---



1215-PN



1220-AGB

## 1215

16.75"D x 20.75"H  
mm: 425 x 527

**BULB:** (6) 40 w/c G16 ½  
**CANOPY:** 4.75"D 121mm

## 1220

23"D x 27.5"H  
mm: 585 x 699

**BULB:** (8) 40 w/c G16 ½  
**CANOPY:** 4.75"D 121mm

## FINISHES

Aged Brass (AGB)  
Polished Nickel (PN)



# WADSWORTH

---

Geometry is the study of figures in a space of a given number of dimensions and of a given type. Our Wadsworth brings the circle and the square of this ancient science to an artistic three-dimensional setting, with an opal glass sphere shade poised at the heart of a textured black cube.





5800-PN



5818-AGB

### 5800

10"SQ x 11"H  
mm: 254 x 279  
BULB: (1) 60 w/m  
CANOPY: 6"D 152mm

### 5818

17.75"SQ x 18.5"H  
mm: 451 x 470  
22" Min. H – 76" Max. H  
mm: 559 – 1930  
BULB: (1) 150 w/m  
CANOPY: 6"D 152mm

### FINISHES

Aged Brass (AGB)  
Polished Nickel (PN)

### NOTES

Max. H – Maximum Height measurement includes:  
(1) 3" stem 76mm,  
(1) 6" stem 152mm,  
(1) 12" stem 305mm,  
(2) 18" stems 457mm and canopy.



5810-AGB



5814-PN

**5810**

10"SQ x 10.5"H  
 mm: 254 x 267  
 14"Min. H – 68" Max. H  
 mm: 356 – 1727  
**BULB:** (1) 75 w/m  
**CANOPY:** 6"D 152mm

**5814**

13.5"SQ x 14.25"H  
 mm: 343 x 362  
 17.75"Min. H – 71.75" Max. H  
 mm: 451 – 1822  
**BULB:** (1) 100 w/m  
**CANOPY:** 6"D 152mm

**FINISHES**

Aged Brass (AGB)  
 Polished Nickel (PN)

**NOTES**

*Max. H – Maximum Height measurement includes:  
 (1) 3" stem 76mm,  
 (1) 6" stem 152mm,  
 (1) 12" stem 305mm,  
 (2) 18" stems 457mm and canopy.*



# CRESSON

When our designers stumbled upon an old side table in this shape at a Paris flea market, they were taken with the notion to translate it into a light fixture. To add extra value and enhance the beauty of this piece, we imported rock crystal, the purest form of quartz. Harvested from distant mountains, we set domes of rock crystal at the center of the metal hourglass shapes. Cresson is a unique fixture for the individualist who treasures fine materials.





2223-PN



2200-AGB

## 2200

10"W x 14"H x 5.25"E  
mm: 254 x 356 x 133

**BULB:** (2) 60 w/c

**BACKPLATE:** 9"W x 14"H  
mm: 229 x 356

## 2223

23.5"D x 32.25"H  
mm: 595 x 1280

**BULB:** (8) 60 w/c

**CANOPY:** 5.5"D 140mm

## FINISHES

Aged Brass (AGB)  
Polished Nickel (PN)



2218-AGB



2213-PN

### 2213

13.5"D x 20.25"H

mm: 343 x 514

BULB: (4) 60 w/c

CANOPY: 5.5"D 140mm

### 2218

18.5"D x 25.5"H

mm: 470 x 648

BULB: (8) 60 w/c

CANOPY: 5.5"D 140mm

### FINISHES

Aged Brass (AGB)

Polished Nickel (PN)





# BARI

---

Italian mid-century lighting was glamorous and inventive, mixing materials, metals, and muses with verve. Bari pays homage to this period of Italian lighting design with its multi-tiered composition of polished glass rods, perpendicular brass arms, and thick lamp holders.





9912-PN



9902-AGB



9902-PN

## 9902

9.75"W x 17.25"H x 4.75"E  
mm: 248 x 438 x 121  
BULB: (2) 60 w/c\*  
BACKPLATE: 4.25"W x 12"H  
mm: 108 x 305

## 9912

24"D x 26.75"H  
mm: 610 x 680  
BULB: (12) 40 w/c\*  
CANOPY: 5.5"D 140mm

## FINISHES

Aged Brass (AGB)  
Polished Nickel (PN)

## NOTES

\*Bulbs included (BLB-40).  
See page 685 for replacement  
bulb ordering information.



9916-AGB

**9916**

30"D x 29"H

mm: 762 x 737

**BULB:** (16) 40 w/c\*

**CANOPY:** 5.5"D 140mm

**FINISHES**

Aged Brass (AGB)

Polished Nickel (PN)

**NOTES**

*\*Bulbs included (BLB-40).  
See page 685 for replacement  
bulb ordering information.*



# WELLINGTON

---

A brilliant mix of materials, Wellington's sleek planes evoke a modernist sense of glamour. Cast metals mingled with gleaming acrylics to sophisticated effect. Our devotion to design unity shows in detailed candle sleeves, topping the mixed material motif with exposed-filament incandescent bulbs.





9311-PN



9312-AGB



9317-PN

## 9311

12"W x 16.25"H  
mm: 305 x 413  
BULB: (4) 60 w/c  
CANOPY: 7"SQ 178 mm

## 9312

12"W x 18.75"H  
mm: 305 x 476  
BULB: (4) 60 w/c  
CANOPY: 5.5"D 140 mm

## 9317

17.5"W x 26.5"H  
mm: 445 x 673  
BULB: (8) 60 w/c  
CANOPY: 5.5"D 140mm

## FINISHES

Aged Brass (AGB)  
Polished Nickel (PN)



**9323-AGB**

**9323**

23"W x 34.75"H

mm: 584 x 883

**BULB:** (8) 60 w/c

**CANOPY:** 5.5"D 140mm

**FINISHES**

Aged Brass (AGB)

Polished Nickel (PN)

# TRAVIS

The pleasing simplicity of Travis's cube shape with diamond cutaway, along with its sophisticated contrast of materials—acrylic and metal—make it a perennial darling. Its transparent sheen allows you to see various features of the room while its shapes make a playful design impact. By using modern materials on a tightly scaled chandelier, Travis offers a postmodern take on a Hollywood Regency style.



5924-PN



5912-AGB

**5912**  
12"SQ x 16"H  
mm: 305 x 410  
**BULB:** (4) 40 w/c\*  
**CANOPY:** 6"D 152mm

**5924**  
24"SQ x 32"H  
mm: 610 x 813  
**BULB:** (8) 60 w/c\*  
**CANOPY:** 6"D 152mm

**FINISHES**  
Aged Brass (AGB)  
Polished Nickel (PN)

**NOTES**  
*\*Bulbs included (BLB-40).  
See page 685 for replacement  
bulb ordering information.*





**5920-AGB**



**5916-PN**

**5916**  
 16"SQ x 21.5"H  
 mm: 407 x 546  
**BULB:** (8) 60 w/c\*  
**CANOPY:** 6"D 152mm

**5920**  
 20"SQ x 26.5"H  
 mm: 508 x 673  
**BULB:** (8) 60 w/c\*  
**CANOPY:** 6"D 152mm

**FINISHES**  
 Aged Brass (AGB)  
 Polished Nickel (PN)

**NOTES**  
*\*Bulbs included (BLB-40).  
 See page 685 for replacement  
 bulb ordering information.*



5909F-PN



5909-AGB



5912F-PN

## 5909

9"SQ x 10.75"H  
mm: 229 x 273

**BULB:** (1) 60 w/m\*\*  
*\*\*Bulb not included*  
**CANOPY:** 6"D 152mm

## 5909F

9"SQ x 10.25"H  
mm: 229 x 260

**BULB:** (1) 60 w/m\*\*  
*\*\*Bulb not included*  
**CANOPY:** 6"D 152mm

## 5912F

12"SQ x 13.25"H  
mm: 305 x 337

**BULB:** (4) 60 w/c\*  
**CANOPY:** 6"D 152mm

## FINISHES

Aged Brass (AGB)  
Polished Nickel (PN)

## NOTES

*\*Bulbs included (BLB-40).  
See page 685 for replacement  
bulb ordering information.*

# LYONS

---

A mid-century candle cluster is set within an acrylic diamond frame with metal accents. A diamond loop strengthens the unity of the design. Eight-light versions present a pleasing symmetry. Lyons adds a splash of cool glamour to any space it adorns.



4617-PN



4623-AGB

## 4617

17.25"D x 24"H  
mm: 438 x 610  
BULB: (4) 60 w/c  
CANOPY: 5.5"SQ 140mm

## 4623

23.5"D x 33"H  
mm: 597 x 838  
BULB: (8) 60 w/c  
CANOPY: 5.5"SQ 140mm

## FINISHES

Aged Brass (AGB)  
Polished Nickel (PN)





4630-AGB

**4630**

31"D x 42"H  
mm: 787 x 1067  
BULB: (16) 40 w/c  
CANOPY: 5.5"SQ 140mm

**FINISHES**

Aged Brass (AGB)  
Polished Nickel (PN)



# TRIAD

---

The power of the number three resonates throughout the history of storytelling and mythology. Triad plays with the number three in visual form. Three blades of thick clear acrylic intersect arms bearing three candles each. A touch of finish to the lower edges of the acrylic fins provides a satisfying accent that ensures they don't get lost.



3339-AGB



3333-AGB



3336-PN

**3333**

12"D x 17"H  
mm: 305 x 432  
BULB: (3) 40 w/c  
CANOPY: 5.5"D 140mm

**3336**

18"D x 22.5"H  
mm: 457 x 572  
BULB: (6) 40 w/c  
CANOPY: 5.5"D 140mm

**3339**

24"D x 28"H  
mm: 610 x 711  
BULB: (9) 40 w/c  
CANOPY: 5.5"D 140mm

**FINISHES**

Aged Brass (AGB)  
Polished Nickel (PN)

**NOTES**

*\*Bulbs included (BLB-40).  
See page 685 for replacement  
bulb ordering information.*





# ARIETTA

---

The old world and the new meet in Arietta. We take the iconic form of a crest and embellish it, exaggerating its corners and lines. Thick planes of acrylic are laser-cut, meeting metal and forming a delicate contrast to the central column of fluted crystal.



6516-AGB



6512-PN

## 6512

12.5"D x 17"H  
mm: 318 x 432  
BULB: (4) 60 w/c  
CANOPY: 5"D 127mm

## 6516

16.5"D x 22"H  
mm: 419 x 559  
BULB: (4) 60 w/c  
CANOPY: 5"D 127mm

## FINISHES

Aged Brass (AGB)  
Polished Nickel (PN)

# ARIETTA

---



6500-AGB



6520-PN

## 6500

12.5"D x 15"H  
mm: 318 x 381  
BULB: (4) 60 w/c  
CANOPY: 5"D 127mm

## 6520

21.25"D x 27.75"H  
mm: 540 x 705  
BULB: (8) 60 w/c  
CANOPY: 5"D 127mm

## FINISHES

Aged Brass (AGB)  
Polished Nickel (PN)





# DRESDEN

---

This round piece offers our take on a perennial favorite. Arms like crocuses support candelabra bulbs, pertly poised as if reaching to the sun from within their circular metal frame. The contrast between Old Bronze and Aged Brass in our AOB versions adds further dimension to the piece.



6722-AOB



6702-PN ADA



6716-PN

## 6702

12"W x 14.75"H x 3.75"E  
mm: 305 x 375 x 95  
BULB: (2) 60 w/c  
BACKPLATE: 4.25"W x 8"H  
mm: 108 x 203

## 6716

16"W x 19.5"H  
mm: 406 x 495  
BULB: (4) 60 w/c  
CANOPY: 5"D 127mm

## 6722

22"W x 26"H  
mm: 559 x 660  
BULB: (8) 60 w/c  
CANOPY: 5"D 127mm

## FINISHES

Aged Old Bronze (AOB)  
Polished Nickel (PN)



6712-AOB



6730-PN

## 6712

11.75"W x 15.5"H  
mm: 298 x 394  
BULB: (2) 60 w/c  
CANOPY: 5"D 127mm

## 6730

30"W x 35"H  
mm: 762 x 889  
BULB: (12) 60 w/c  
CANOPY: 5"D 127mm

## FINISHES

Aged Old Bronze (AOB)  
Polished Nickel (PN)





# RUMSFORD

---

Cast metal forms thick strong bands which frame Rumsford's surprising array of delicate stems and shapely socket holders. In its wall sconce version, it has the rustic design of a portable lantern. Rumsford's combination of wide metal strips and dainty arms imparts a balanced sense of heft and airiness to a room.



7416-OB



7420-PN



7412-PN



7402-OB ADA

## 7402

8.75"W x 14"H x 4"E  
mm: 222 x 356 x 102

**BULB:** (2) 60 w/c

**BACKPLATE:** 3.5"W x 8"H  
mm: 89 x 203

## 7412

12"W x 19"H  
mm: 305 x 483

**BULB:** (4) 60 w/c

**CANOPY:** 5"D 127mm

## 7416

16"W x 23.75"H  
mm: 406 x 603

**BULB:** (4) 60 w/c

**CANOPY:** 5"D 127mm

## 7420

20"W x 28.25"H  
mm: 508 x 718

**BULB:** (8) 60 w/c

**CANOPY:** 5"D 127mm

## FINISHES

Old Bronze (OB)  
Polished Nickel (PN)

# ROSWELL

---

A carousel of candles rendered in sleek metal shines through an elegant cage. Six-sided and faceted, each edge slices away to a peach-hollow concavity, carving rectangles into curvy hourglasses.



6502-AGB



6517-OB

## 6502

9"W x 14"H x 4.5"E  
mm: 229 x 356 x 114  
BULB: (2) 60 w/c  
BACKPLATE: 8.25"W x 13.25"H  
mm: 210 x 337

## 6517

17.5"W x 25.75"H  
mm: 445 x 654  
BULB: (6) 60 w/c  
CANOPY: 5.75"D 146mm

## FINISHES

Aged Brass (AGB)  
Old Bronze (OB)  
Polished Nickel (PN)





6523-PN

**6523**

23"W x 32.75"H

mm: 584 x 832

BULB: (9) 60 w/c

CANOPY: 5.75"D 146mm

**FINISHES**

Aged Brass (AGB)

Old Bronze (OB)

Polished Nickel (PN)

# FORSYTH

---

Suspended in a glass cube, exposed-filament bulbs huddle round a central rod on a simple candle tree of nickel, brass, or bronze. Machined edges and pinned corner-sleeves add handsome details to the piece. Its metal frame allows for a dramatic splash of shadow.



8612-OB



8620-AGB

## 8612

12.25"SQ x 15.25"H  
mm: 311 x 387  
BULB: (4) 60 w/c  
CANOPY: 6.75"SQ 171mm

## 8620

20.25"SQ x 24"H  
mm: 514 x 610  
BULB: (8) 60 w/c  
CANOPY: 6.75"SQ 171mm

## FINISHES

Aged Brass (AGB)  
Old Bronze (OB)  
Polished Nickel (PN)



8600-AGB



8616-PN

### 8600

12.25"SQ x 13"H  
mm: 311 x 330

**BULB:** (4) 60 w/c

**CANOPY:** 6.75"SQ 171mm

### 8616

16.25"SQ x 20.5"H  
mm: 413 x 521

**BULB:** (4) 60 w/c

**CANOPY:** 6.75"SQ 171mm

### FINISHES

Aged Brass (AGB)

Old Bronze (OB)

Polished Nickel (PN)



# ESOPUS

Our textural Esopus family reinvigorates Craftsman design with a stunning twist. Within cast metal frames, we've suspended decorative glasswork—cut and polished with a pattern of concave circles for a lively op-art effect. This glass column creates a wonderful diffusion effect, as exposed-filament bulbs shine through. The hard edges of the metal square contrast with the round curve of the glass. In Old Bronze finish, Esopus evokes the Mission Arts era, while Polished Nickel gives it a contemporary feel.



7615-PN



7602-PN ADA

## 7602

7"W x 10.5"H x 4"E  
mm: 178 x 267 x 102  
BULB: (2) 40 w/c\*  
BACKPLATE: 6.5"W x 9"H  
mm: 165 x 229

## 7615

15"W x 33.75"H  
mm: 381 x 857  
BULB: (6) 40 w/c\*  
CANOPY: 5.5"D 140mm

## FINISHES

Old Bronze (OB)  
Polished Nickel (PN)

## NOTES

\*Bulbs included (BLB-40).  
See page 685 for replacement  
bulb ordering information.



7609-PN



7612-OB

**7609**

8.5"W x 20.5"H  
mm: 216 x 521  
**BULB:** (3) 40 w/c\*  
**CANOPY:** 5.5"D 140mm

**7612**

12"W x 27.5"H  
mm: 305 x 699  
**BULB:** (4) 40 w/c\*  
**CANOPY:** 5.5"D 140mm

**FINISHES**

Old Bronze (OB)  
Polished Nickel (PN)

**NOTES**

\*Bulbs included (BLB-40).  
See page 685 for replacement  
bulb ordering information.



Anastasios Mentis/Photographer/Michael Mariotti/Interior Design

# DANVILLE

---

Crystal beads and curved metal lines unify our Danville family, which varies greatly across its three versions. Available as an airy glamorous orb beaded round, a classic crystal swoop with shaded candlesticks along the metal band, or as a charming sconce pairing metal and crystal spheres, its luxurious materials ensure an enlivening play of light and shadows, suggesting a range of possible settings.





**3130-PN**



**3120-AGB**

### **3120**

21.25"D x 25.5"H  
mm: 540 x 648

**BULB:** (3) 60 w/c

**CANOPY:** 6"D 152mm

### **3130**

30.25"D x 35"H  
mm: 768 x 890

**BULB:** (5) 60 w/c

**CANOPY:** 6"D 152mm

### **FINISHES**

Aged Brass (AGB)  
Polished Nickel (PN)



3119-PN-WS

### 3119

36.25"D x 45.75"H  
mm: 920 x 1162  
BULB: (9) 60 w/c  
CANOPY: 6"D 152mm

### SHADE

4.25"T x 5.25"B x 5.25"H  
mm: 108 x 133 x 133  
MATERIAL: Eco Paper  
or Faux Silk\*

### FINISHES

Aged Brass (AGB)  
Polished Nickel (PN)

### NOTES

*\*Fixtures are available with either Eco Paper (standard shade) or White Faux Silk Shades. To choose White Faux Silk shades "-WS" must be added after fixture finish.*



3100-AGB



3100-PN



3116-AGB

**3100**  
5.25"W x 13"H x 8.5"E  
mm: 133 x 330 x 215  
**BULB:** (1) 60 w/c  
**BACKPLATE:** 5"D 127mm

**3116**  
30"D x 36.5"H  
mm: 760 x 930  
**BULB:** (6) 60 w/c  
**CANOPY:** 6"D 152mm

**SHADE**  
4.25"T x 5.25"B x 5.25"H  
mm: 108 x 133 x 133  
**MATERIAL:** Eco Paper  
or Faux Silk\*

**FINISHES**  
Aged Brass (AGB)  
Polished Nickel (PN)

**NOTES**  
*\*Fixtures are available with either Eco Paper (standard shade) or White Faux Silk Shades. To choose White Faux Silk shades "-WS" must be added after fixture finish.*





# ALPINE

---

The fixture's unexpected impact comes from its futuristic materials and shapes and its icy crystal cubes, stacked along the metal frame. Subtly staggered clusters of candelabra lamps cast a sparkling glow along this prismatic frame, playing a brilliant light pattern across any room. Polished Nickel preserves the fixture's winter chill while Aged Brass accents add warming contrast.





7112-PN



7113-AGB



7118-PN

**7112**  
11.5"W x 14.25"H  
mm: 292 x 362  
BULB: (4) 60 w/c

**7113**  
13"SQ x 22"H  
mm: 330 x 559  
BULB: (4) 60 w/c  
CANOPY: 7"SQ 178mm

**7118**  
18"SQ x 27.5"H  
mm: 457 x 699  
BULB: (6) 60 w/c  
CANOPY: 7"SQ 178mm

**FINISHES**  
Aged Brass (AGB)  
Polished Nickel (PN)

# ALPINE



7102-PN **ADA**



7126-AGB



7120-PN

## 7102

13"W x 12"H x 4"E  
mm: 330 x 305 x 102  
**BULB:** (2) 60 w/c  
**BACKPLATE:** 11.5"W x 5.75"H  
mm: 292 x 146  
**SHADE:** 13"L x 4"W x 6.5"H  
mm: 330 x 102 x 165

## 7120

20"W x 17.5"H  
mm: 508 x 445  
**BULB:** (4) 60 w/c  
**CANOPY:** 7"SQ 178mm  
**SHADE:** 20"SQ x 8.5"H  
mm: 508 x 216

## 7126

26"W x 18.75"H  
mm: 660 x 476  
**BULB:** (6) 60 w/c  
**CANOPY:** 7"SQ 178mm  
**SHADE:** 26"SQ x 9.5"H  
mm: 660 x 241

## FINISHES

Aged Brass (AGB)  
Polished Nickel (PN)





HOUSE BEAUTIFUL KITCHEN OF THE YEAR 2016. PHOTO: EMILY FOLLOWILL

# LEWIS

Taking a cue from geometry, Lewis staggers eight-sided crystal and metal rods from gorgeous cast holders. The glamour of the crystal contrasts the seriousness of solid metal and makes for a strong and immediate visual impact. By distilling the piece down to only essential elements, the quality of manufacturing and the details of exquisite design emerge.



**2520-AGB**

**2520**

20.75"D x 34.75"H

mm: 527 x 883

**BULB:** (6) 60 w/c

**CANOPY:** 5"D 127mm

**FINISHES**

Aged Brass (AGB)

Polished Nickel (PN)



2510-AGB



2511-PN **ADA**



2512-PN

**2510**

13"D x 15.5"H  
mm: 330 x 394  
BULB: (4) 60 w/c  
CANOPY: 10"D 254mm

**2511**

7"W x 15"H x 3.75"E  
mm: 178 x 381 x 95  
BULB: (2) 60 w/c  
BACKPLATE: 4.5"W x 13"H  
mm: 114 x 330

**2512**

13"D x 23.5"H  
mm: 330 x 597  
BULB: (4) 60 w/c  
CANOPY: 5"D 127mm

**FINISHES**

Aged Brass (AGB)  
Polished Nickel (PN)





# HYDE PARK

Our Hyde Park family is all about the details. Along the top and bottom of each rod is a knurled section of machined brass. In the hanging versions, this knurled quality is echoed in a thick handsome band around each of the candle cups. Wall and flush mounts enclose light emitting diodes (LEDs) in a white glass diffuser, surrounded by these elegant rods, resulting in a work of restrained sophistication.

**9716-PN**  
16.25"D x 24.5"H  
mm: 413 x 622  
BULB: (4) 75 w/m\*  
CANOPY: 5"D 127mm



9709-PN



9710-OB



9722-AGB

## 9709

8.75"D x 10"H  
mm: 222 x 254

LED: 12W, 120 volt, 810 lumens  
3000K, 90 CRI, Dimmable  
CANOPY: 5.5"D 140mm



## 9710

8.75"D x 20"H  
mm: 222 x 508

BULB: (1) 75 w/m\*  
CANOPY: 5"D 127mm

## 9722

22"D x 26.5"H  
mm: 559 x 673

BULB: (8) 75 w/m\*  
CANOPY: 5"D 127mm

## FINISHES


Aged Brass (AGB)  
Old Bronze (OB)  
Polished Nickel (PN)

## NOTES

\*Bulb(s) included  
(BLB-75-T10-9.5).

See page 685 for replacement  
bulb ordering information.

# HYDE PARK



9712-AGB

9712 and 9720 may be mounted horizontally or vertically.



9713-OB



9720-PN



### 9712

7.75"W x 15"H x 4.75"E  
mm: 197 x 381 x 121  
LED: 14W, 120 volt, 900 lumens  
3000K, 90 CRI, Dimmable  
BACKPLATE: 4.5"W x 13.75"H  
mm: 114 x 349

### 9713

12.5"D x 10"H  
mm: 318 x 254  
LED: 18W, 120 volt, 1260 lumens  
3000K, 90 CRI, Dimmable  
CANOPY: 9.5"D 241mm

### 9720

7.75"W x 23.5"H x 4.75"E  
mm: 197 x 597 x 121  
LED: 24W, 120 volt, 1400 lumens  
3000K, 90 CRI, Dimmable  
BACKPLATE: 4.5"W x 22"H  
mm: 114 x 559

### FINISHES

Aged Brass (AGB)  
Old Bronze (OB)  
Polished Nickel (PN)





ROOM DESIGNED BY MATT MACDONALD AT MACDONALD DESIGN ASSOCIATES.

# BRASHER

Glass is hand-poured into molds, then bent to form the distinctive panels that are the first thing you notice when you look at Brasher. The texture of these panels refracts the light coming through, while the glass itself is infused with a soft champagne hue. The metal work is aesthetically pleasing in its own right, seen from underneath, glimpsed obscurely through the diffusers, and accentuated with spherical attaching pins.

# BRASHER



2900-AGB

2908-AGB

## 2900

11"W x 15.75"H x 6"E  
mm: 279 x 400 x 159  
BULB: (1) 75 w/m\*  
BACKPLATE: 4.5"W x 11"H  
mm: 114 x 279

## 2908

22.75"D x 15.75"H  
mm: 578 x 400  
BULB: (8) 75 w/m\*  
CANOPY: 5"D 127mm

## FINISHES

Aged Brass (AGB)  
Polished Nickel (PN)

## NOTES

\*Bulb(s) included (BLB-75-T10-8.5).  
See page 685 for replacement  
bulb ordering information.





**2902-PN**



**2904-PN**

### 2902

12"W x 15.75"H x 6.5"E  
 mm: 305 x 400 x 165  
**BULB:** (2) 75 w/m\*  
**BACKPLATE:** 5.5"W x 11"H  
 mm: 140 x 279

### 2904

14.5"D x 15.75"H  
 mm: 368 x 400  
**BULB:** (4) 75 w/m\*  
**CANOPY:** 5"D 127mm

### FINISHES

Aged Brass (AGB)  
 Polished Nickel (PN)

### NOTES

\*Bulb(s) included (BLB-75-T10-8.5).  
 See page 685 for replacement  
 bulb ordering information.





# COLCHESTER

Old-fashioned luggage wrapped thick leather bands around robust square and rectangle forms, resulting in something so durable and handsome, vintage pieces of the type are still desirable. Colchester's open frame of metal bands recalls these beautiful suitcases. Over-scaled rivets add a refined detail where they hold these overlapping bands together. At Colchester's center, tubular exposed-filament bulbs evoke the vintage of the luggage that inspired the fixture, while providing exceptional mood lighting.

## 6925-AOB

27.5"SQ x 45"H

mm: 699 x 1143

BULB: (8) 75 w/m\*

CANOPY: 5.5"D 140mm



6912-PN



6920-AOB

## 6912

11.75"SQ x 23.25"H

mm: 298 x 597

**BULB:** (1) 75 w/m\*

**CANOPY:** 5.5"D 140mm

## 6920

19.75"SQ x 35.5"H

mm: 500 x 902

**BULB:** (4) 75 w/m\*

**CANOPY:** 5.5"D 140mm

## FINISHES

Aged Old Bronze (AOB)

Polished Nickel (PN)

## NOTES

\*Bulb(s) included  
(BLB-75-T10-9.5).

See page 685 for replacement  
bulb ordering information.

# COLCHESTER

---



6900-AOB



6901-PN **ADA**



6901-AOB **ADA**

## 6900

11.75"SQ x 12.25"H  
mm: 298 x 311  
**BULB:** (1) 75 w/m\*  
**CANOPY:** 7.25"SQ 184mm

## 6901

8.5"W x 11.5"H x 4"E  
mm: 216 x 292 x 102  
**BULB:** (1) 75 w/m\*\*  
**BACKPLATE:** 4.75"W x 11"H  
mm: 121 x 279

## FINISHES

Aged Old Bronze (AOB)  
Polished Nickel (PN)

## NOTES

\*Bulb included (BLB-75-T10-9.5)  
\*\*Bulb included (BLB-75-T10-8.5)  
See page 685 for replacement  
bulb ordering information.





# DESMOND

---

The motorcycle is a potent piece of American mythology, its engine and mufflers roaring and snarling from the redwood forests to the Gulf Stream waters. Proud owners travel in packs to enjoy the beauty of the land and admire each other's meticulously maintained machines. It's possible, in Desmond's angle-cut arms and knurled bulb base, to see an homage to this iconic vehicle.



6046-PN

6044-AGB

## 6044

27"D x 36.5"H  
mm: 686 x 927

**BULB:** (4) 60 w/m\*

**CANOPY:** 6"D 152mm

## 6046

35"D x 40.25"H  
mm: 889 x 1022

**BULB:** (6) 60 w/m\*

**CANOPY:** 6"D 152mm

## FINISHES

Aged Brass (AGB)  
Polished Nickel (PN)

## NOTES

\*Bulbs included (BLB-60-G40).

See page 685 for replacement  
bulb ordering information.



6043-PN



6041-AGB

6041-PN



6040-AGB

## 6040

19"W x 27.75"H x 10"E  
mm: 483 x 705 x 254  
**BULB:** (2) 60 w/m\*  
**BACKPLATE:** 4.25"W x 5.5"H  
mm: 108 x 140

## 6041

5"D x 34.25"H  
mm: 127 x 870  
**BULB:** (1) 60 w/m\*  
**CANOPY:** 6"D 152mm

## 6043

27"D x 11"H  
mm: 686 x 279  
**BULB:** (3) 60 w/m\*  
**CANOPY:** 6"D 152mm

## FINISHES

Aged Brass (AGB)  
Polished Nickel (PN)

## NOTES

\*Bulbs included (BLB-60-G40).  
See page 685 for replacement  
bulb ordering information.





# ASTORIA

Delight in simplicity and symmetry in our Astoria family. Bubbles of light balance on and balloon forth from trumpets of cast metal. Opal-etched glass diffusers poise in balanced rows, above and below, along a wheel of light, concealing warm, dimmable LED bulbs.

### 3320-PC

36"D x 22.5" Min. H – 67.5" Max. H  
mm: 915 x 572 – 1715  
**BULB:** (20) 3W G9 LED Dimmable\*  
**CANOPY:** 6.5"D 165mm



3316-AGB

**3316**

27"D x 22.5" Min. H – 67.5" Max. H  
mm: 686 x 572 – 1715

**BULB:** (16) 3W G9 LED Dimmable\*

**CANOPY:** 6.5"D 165mm

**FINISHES**

Aged Brass (AGB)  
Polished Chrome (PC)

**NOTES**

\*Bulbs included (BLB-3W-G9).  
See page 685 for replacement  
bulb ordering information.

**Max. H** Maximum Height measurement includes: (1) 3" stem 76mm, (1) 6" stem 152mm, (1) 12" stem 305mm, (2) 18" stems 457mm and hang straight canopy.



**3302-PC**



**3304-PC**

3304 can be used as a flush mount or wall sconce.



**3304-AGB**

**3302**

4.75"W x 13.5"H x 6"E  
mm: 121 x 343 x 152  
**BULB:** (2) 3w G9 LED Dimmable\*  
**BACKPLATE:** 5"D 127mm

**3304**

14"D x 14"H x 6"E  
mm: 356 x 356 x 152  
**BULB:** (4) 3w G9 LED Dimmable\*  
**BACKPLATE:** 5"D 127mm

**FINISHES**

Aged Brass (AGB)  
Polished Chrome (PC)

**NOTES**

\*Bulbs included (BLB-3W-G9).  
See page 685 for replacement  
bulb ordering information.





# SOLARIS

A cluster of arms branch out to create harmony, balance, and poise. Diamond-shaped perforations accentuate the rim of each conical shade, the implied lines of which continue like interrupted hourglasses. Tucked behind the stepped black bands are turnkeys to manually adjust the tilt of Solaris's mid-century cone. The sconce features a thick finial which subtly mirrors the top of the shade.

## 4148-AGB

50"D x 33.5" Min. H – 87.5" Max. H

mm: 1270 x 851 x 2223

BULB: (8) 60 w/m

CANOPY: 6"D 152mm



4145-PN

## 4145

37"D x 31" Min. H – 85" Max. H  
mm: 1016 x 787 x 2159

**BULB:** (5) 60 w/m

**CANOPY:** 6"D 152mm

## FINISHES

Aged Brass (AGB)

Polished Nickel (PN)

**Max. H** – Maximum Height measurement includes: (1) 3" stem 76mm, (1) 6" stem 152mm, (1) 12" stem 305mm, (2) 18" stems 457mm and hang straight canopy.





4141-AGB



4141-PN



4140-PN

### 4140

6.75"D x 15.5" Min. H – 69.5" Max. H  
mm: 171 x 394 x 1753

**BULB:** (1) 60 w/m

**CANOPY:** 6"D 152mm

### 4141

6.75"W x 29.75"H x 14.75"E  
mm: 171 x 756 x 375

**BULB:** (1) 60 w/m

**BACKPLATE:** 4"W x 6.5"H  
mm: 102 x 165

### FINISHES

Aged Brass (AGB)  
Polished Nickel (PN)

**Max. H** – Maximum Height measurement includes: (1) 3" stem 76mm, (1) 6" stem 152mm, (1) 12" stem 305mm, (2) 18" stems 457mm and hang straight canopy.





# HINSDALE

---

Playful and minimal, orbs of light cluster around a square metal beam as if some unseen magnetism were at work. Hand-blown glass spheres are finely etched inside while maintaining a clear glossy sheen on the outside. The result is a pleasing diffusion of light. Hinsdale exhibits sophistication and confidence.



**8704-PN**



**8707-AGB**

### 8704

21.25"D x 27"H  
 mm: 540 x 686  
 31" Min. H – 85" Max. H  
 mm: 787 – 2159  
**BULB:** (4) 35w/G9 Xenon\*  
**CANOPY:** 6"D 152mm

### 8707

21.25"D x 44"H  
 mm: 540 x 1118  
 48" Min. H – 102" Max. H  
 mm: 1219 – 2591  
**BULB:** (7) 35w/G9 Xenon\*  
**CANOPY:** 6"D 152mm

### FINISHES

Aged Brass (AGB)  
 Old Bronze (OB)  
 Polished Nickel (PN)

*\*Bulb(s) included.*

**Max. H** – Maximum Height measurement includes: (1) 3" stem 76mm, (1) 6" stem 152mm, (1) 12" stem 305mm, (2) 18" stems 457mm and hang straight canopy.



8717-OB



8701-PN



8701-AGB

### 8701

7.5"W x 12.75"H x 8.5"E  
 mm: 191 x 324 x 216  
**BULB:** (1) 35w/G9 Xenon\*  
**BACKPLATE:** 4.75"W x 12.75"H  
 mm: 121 x 324

### 8717

43.5"L x 21.25"W x 17.75"H  
 mm: 1105 x 540 x 451  
 23.25" Min. H – 69" Max. H  
 mm: 591 – 1753  
**BULB:** (7) 35w/G9 Xenon\*  
**CANOPY:** 25.5"L x 4.5"W  
 mm: 648 x 114

### FINISHES

Aged Brass (AGB)  
 Old Bronze (OB)  
 Polished Nickel (PN)

*\*Bulb(s) included.*

**Max. H** – Maximum Height measurement includes: (2) 3" stems 76mm, (2) 6" stems 152mm, (2) 12" stems 305mm, (4) 18" stems 457mm and hang straight canopy.



# MINI-HINSDALE



8705-OB



8708-AGB

## 8705

11"W x 19.75"H  
mm: 279 x 502  
22.75" Min. H – 77.75" Max. H  
mm: 603 – 1975  
**BULB:** (5) 3w G9 LED\*  
**CANOPY:** 4.5"D 114mm

## 8708

11"W x 30.5"H  
mm: 279 x 775  
34.5" Min. H – 88.5" Max. H  
mm: 876 – 2248  
**BULB:** (8) 3w G9 LED\*  
**CANOPY:** 4.5"D 114mm

## FINISHES

Aged Brass (AGB)  
Old Bronze (OB)  
Polished Nickel (PN)

## NOTES

\*Bulb(s) included. (BLB-3W-G9)  
See page 685 for replacement  
bulb ordering information.

**Max. H** – Maximum Height measurement includes: (1) 3" stem 76mm, (1) 6" stem 152mm, (1) 12" stem 305mm, (2) 18" stems 457mm and hang straight canopy.

# MINI-HINSDALE



8744-PN



8703-AGB



8703-OB

## 8703

9.5"W x 17.75"H x 5.25"E  
mm: 241 x 451 x 133  
**BULB:** (3) 3w G9 LED\*  
**BACKPLATE:** 4.25"W x 9.5"H  
mm: 108 x 241

## 8744

44.5"L x 11"W  
mm: 1130 x 279  
13" Min. H – 67" Max. H  
mm: 330 – 1701  
**BULB:** (12) 3w G9 LED\*  
**CANOPY:** 17.25"L X 4.25"W  
mm: 438 x 108

## FINISHES

Aged Brass (AGB)  
Old Bronze (OB)  
Polished Nickel (PN)

## NOTES

\*Bulb(s) included. (BLB-3W-G9)  
See page 685 for replacement  
bulb ordering information.

**Max. H** – Maximum Height measurement includes: (2) 3" stems 76mm, (2) 6" stems 152mm, (2) 12" stems 305mm, (4) 18" stems 457mm and hang straight canopy.



# TUPELO

Evocations of geometry, nature, and organic chemistry all ring off our Tupelo family. LED light sources glow from within white opal diffusers designed to look snugly wedged into Tupelo's black cones. A double-row of perforation allows this light to shine through the holes in the textural black metal. On both an engineering and design front, Tupelo's a contemporary piece.

## 2128-AGB

29"D x 24.5"H  
mm: 737 x 622  
27" Min. H – 75" Max. H  
mm: 659 – 1905  
BULB: (8) 3w G9 LED  
CANOPY: 4.75"D 121mm



# TUPELO



2124-AGB



2130-AGB



2125-PN

**2124**  
 20"D x 23.5"H  
 mm: 508 x 597  
 27" Min. H – 75" Max. H  
 mm: 659 – 1905  
**BULB:** (4) 3w G9 LED\*  
**CANOPY:** 4.75"D 121mm

**2125**  
 42.25"L x 24.5"H x 2.75"W  
 mm: 1073 x 622 x 70  
 27" Min. H – 75" Max. H  
 mm: 659 – 1905  
**BULB:** (5) 3w G9 LED\*  
**CANOPY:** 4.75"D 121mm

**2130**  
 2.5"D x 13.5"H  
 mm: 64 x 343  
**BULB:** (1) 3w G9 LED\*  
**CANOPY:** 4.75"D 121mm  
*Comes with 8' braided cord.*

**FINISHES**  
 Aged Brass (AGB)  
 Polished Nickel (PN)

**NOTES**  
*\*Bulb(s) included (BLB-3W-G9).  
 See page 685 for replacement  
 bulb ordering information.*

**Max. H** – Maximum Height measurement includes: (1) 3" stem 76mm, (1) 6" stem 152mm, (1) 12" stem 305mm, (2) 18" stems 457mm and hang straight canopy.



2123-PN

2123 can be used as a wall sconce or flush mount.



2122-AGB ADA



2123-AGB ADA



2120-PN ADA

## 2120

4.75"W x 14"H x 3.5"E  
mm: 121 x 356 x 89

**BULB:** (1) 3w G9 LED\*

**BACKPLATE:** 4.75"D 121mm

## 2122

4.75"W x 23"H x 3.5"E  
mm: 121 x 584 x 89

**BULB:** (2) 3w G9 LED\*

**BACKPLATE:** 4.75"D 121mm

## 2123

23"D x 3.75"H x 3.75"E  
mm: 1130 x 95 x 95

**BULB:** (4) 3w G9 LED\*

**BACKPLATE:** 4.75"D 121mm

## FINISHES

Aged Brass (AGB)  
Polished Nickel (PN)

## NOTES

\*Bulb(s) included (BLB-3W-G9).

See page 685 for replacement bulb ordering information.

# GIDEON

---

Gideon's arms are round rods bent at obtuse angles, submerging into long tubes of metal the same diameter as the tubular bulbs which fit into them. In its chandelier form, a large crystal plate at its base, secured between arms and finial, adds just the right accent to Gideon's minimalism.



## 2614

33.25"D x 24.75"H

mm: 845 x 629

**BULB:** (14) 40 w/c\*

**CANOPY:** 4.75"D 121mm

## FINISHES

Aged Brass (AGB)

Polished Nickel (PN)

## NOTES

\*Bulb(s) included (BLB-40).

See page 685 for replacement bulb ordering information.





2600-AGB ADA



2600-PN ADA



2610-AGB

**2600**

4.75"W x 15.75"H x 3.25"E  
 mm: 121 x 400 x 83  
**BULB:** (2) 40 w/c\*  
**BACKPLATE:** 4.75"D 121mm

**2610**

24.25"W x 24.75"H  
 mm: 616 x 629  
**BULB:** (10) 40 w/c\*  
**CANOPY:** 4.75"D 121mm

**FINISHES**

Aged Brass (AGB)  
 Polished Nickel (PN)

**NOTES**

*\*Bulb(s) included (BLB-40).  
 See page 685 for replacement  
 bulb ordering information.*



# DAVIS

---

A cut on the bias is one that goes against the grain, at a 45° angle. In fashion, it's provocative; in cuisine, it's elegant. Here, we cut a handblown vessel of glass on the bias. Set within this outer glass is a white glass diffuser, beaming with LED-powered illuminance. Thick crystal pairs with broad bands and a finial of metal to complete Davis.

## 2808-PN

33"D x 25.25"H

mm: 838 x 641

BULB: (8) 3w G9 LED\*

CANOPY: 5.5"D 140mm



2800-AGB



2800-PN



2806-AGB

**2800**

5.5"W x 19.5"H x 6.25"E  
 mm: 140 x 495 x 159  
**BULB:** (1) 3w G9 LED\*  
**BACKPLATE:** 4"W x 7"H  
 mm: 102 x 178

**2806**

26.5"W x 25.25"H  
 mm: 673 x 641  
**BULB:** (6) 3w G9 LED\*  
**CANOPY:** 5.5"D 140mm

**FINISHES**

Aged Brass (AGB)  
 Polished Nickel (PN)

**NOTES**

*\*Bulb(s) included (BLB-3W-G9).  
 See page 685 for replacement  
 bulb ordering information.*



# ARCHIE

---

When we happened upon a breathtaking avant garde Modernist candelabra, we were determined to resurrect it as a chandelier and scone with electric lamping. The ensuing process was a labor of love, as we sought to establish balance in a purposefully asymmetrical fixture and create the illusion of continuity. Transforming the piece from a sculptural base for wax-and-flame candles to an electric fixture, we continued our brand tradition of keeping the bobeches and making the candle sleeves the same finish as the rest of the piece.



8510-PN

## 8510

30"D x 35"H

mm: 762 x 889

**BULB:** (10) 40 w/c\*

**CANOPY:** 6"D 152mm

## FINISHES

Aged Brass (AGB)

Old Bronze (OB)

Polished Nickel (PN)

## NOTES

\*Bulb(s) included (BLB-40).

See page 685 for replacement bulb ordering information.



**8502L-PN** ADA



**8502R-OB** ADA



**8508-AGB**

### 8502L

8.5"W x 18"H x 3.75"E  
 mm: 216 x 458 x 95  
**BULB:** (2) 40 w/c\*  
**BACKPLATE:** 2.5"W x 5"H  
 mm: 64 x 127

### 8502R

8.5"W x 18"H x 3.75"E  
 mm: 216 x 458 x 95  
**BULB:** (2) 40 w/c\*  
**BACKPLATE:** 2.5"W x 5"H  
 mm: 64 x 127

### 8508

24.25"D x 31"H  
 mm: 616 x 775  
**BULB:** (8) 40 w/c\*  
**CANOPY:** 6"D 152mm

### FINISHES

Aged Brass (AGB)  
 Old Bronze (OB)  
 Polished Nickel (PN)

### NOTES

\*Bulb(s) included (BLB-40).  
 See page 685 for replacement  
 bulb ordering information.



# COOPER

Cooper applies soft-triangle shades of blown glass to LED-fitted stems with mid-century verve. Presenting the illusion its arms pierce through the ball at its base and that its shades hover aloft, Cooper combines Japanese influence and European sensibility to form a smart fixture.

## 8069-AGB

31.25"D x 36.25" Min. H – 78.25" Max. H

mm: 793 x 924 – 1988

BULB: (24) 3w G9 LED\*

CANOPY: 6"D 152mm





8066-PN



8061-PN



8061-AGB

**8061**

5"W x 22.5"H x 7"E  
 mm: 127 x 572 x 178  
**BULB:** (2) 3w G9 LED\*  
**BACKPLATE:** 4.75"D 121mm

**8066**

31.25"D x 26.25" Min. H – 60.5" Max. H  
 mm: 793 x 667 x 1537  
**BULB:** (12) 3w G9 LED\*  
**CANOPY:** 6"D 152mm

**FINISHES**

Aged Brass (AGB)  
 Polished Nickel (PN)

**NOTES**

\*Bulbs included (BLB-3W-G9).  
 See page 685 for replacement  
 bulb ordering information.

**Max. H** – Maximum Height measurement includes: (1) 3" stem 76mm, (1) 6" stem 152mm, (1) 12" stem 305mm, (2) 18" stems 457mm and hang straight canopy.



# BARRON

In the first half of the twentieth century, Danish architects attempted to address the issue of glare inherent in electric light. In our Barron family, we apply the solution they came up with—layered, curved shades—to light fixtures with a floral bent. A finely textured black on the outside and a metal finish on the inside, Barron's shades are a visual delight in person. Opal-etched diffusers nested in pairs within each shade further soften and diffuse the light.

## 1009-AGB

30.75"D x 15.25"H  
mm: 781 x 387  
20.5" Min. H – 71.5" Max. H  
mm: 521 – 1816  
BULB: (9) 40 w/c G16 ½  
CANOPY: 6"D 152mm

**1015-PN****1015**

38.5"D x 22.25"H

mm: 980 x 565

30.5" Min. H – 69.5" Max. H

mm: 775 – 1765

**BULB:** (15) 40 w/c G16 ½**CANOPY:** 6"D 152mm**FINISHES**

Aged Brass (AGB)

Polished Nickel (PN)

**Max. H** – Maximum Height measurement includes: (1) 3" stem 76mm, (1) 6" stem 152mm, (1) 12" stem 305mm, (2) 18" stems 457mm and hang straight canopy.





1011-AGB



1010-AGB



1012-PN

## 1010

8"D x 5.5"H  
mm: 203 x 140  
10.25" Min. H – 64.25" Max. H  
mm: 260 – 1632  
BULB: (1) 40 w/c G16 ½  
CANOPY: 6"D 152mm

## 1011

8"W x 8.25"H x 9.5"E  
mm: 203 x 205 x 241  
BULB: (1) 40 w/c G16 ½  
BACKPLATE: 4.75"D 121mm

## 1012

18.5"W x 8.25"H x 9.5"E  
mm: 470 x 205 x 241  
BULB: (2) 40 w/c G16 ½  
BACKPLATE: 4.75"D 121mm

## FINISHES

Aged Brass (AGB)  
Polished Nickel (PN)

**Max. H** – Maximum Height measurement includes: (1) 3" stem 76mm, (1) 6" stem 152mm, (1) 12" stem 305mm, (2) 18" stems 457mm and hang straight canopy.



# GLENDALE

The traditional shape of the lantern, the universal shape of “home”—Glendale inscribes this icon into the air with a textured black metal cube and four metal rods forming a pyramid. At the center, replacing fires of old, we mount a “Sputnik-style” light, a starburst of vintage bulbs glinting off the rich tones of the metal ball. Glendale marries warm retro appeal to forward-thinking design.





8920-AGB

## 8920

20.25"SQ x 38.25"H  
mm: 515 x 972

**BULB:** (13) 40 w/c\*

**CANOPY:** 6"D 152mm

## FINISHES

Aged Brass (AGB)  
Polished Nickel (PN)

## NOTES

\* Bulbs included (BLB-40).  
See page 685 for replacement  
bulb ordering information.





8916-PN



8912-AGB

### 8912

12.25"SQ x 24.75"H  
mm: 311 x 629  
BULB: (9) 40 w/c\*  
CANOPY: 6"D 152mm

### 8916

16.25"SQ x 30"H  
mm: 413 x 762  
BULB: (9) 40 w/c\*  
CANOPY: 6"D 152mm

### FINISHES

Aged Brass (AGB)  
Polished Nickel (PN)

### NOTES

\*Bulbs included (BLB-40).  
See page 685 for replacement  
bulb ordering information.

# ANGLER

---

Using a candlestick from the fifties as an inspiration, we designed our Angler family around the idea of staggering bulbs at different heights on off-centered tubular arms bent at sharp ninety-degree angles. The resulting work is minimalist and sophisticated. Two-tone versions contrast the brass or nickel-finished candelabra with a cage of smoothly rounded black metal lines.



8316-PN

## 8316

20"D x 37"H  
mm: 508 x 940  
BULB: (6) 75 w/m\*  
CANOPY: 5.5"D 140mm

## FINISHES

Aged Brass (AGB)  
Polished Nickel (PN)

## NOTES

\*Bulbs included (BLB-75W-T10-8.5).  
See page 685 for replacement  
bulb ordering information.



8313-PN



8310-AGB **ADA**



8314-AGB

**8310**

7.75"W x 20"H x 4"E  
mm: 197 x 508 x 102  
**BULB:** (3) 75 w/m T10\*  
**BACKPLATE:** 4.75"D 121mm

**8313**

10"D x 19.5"H  
mm: 254 x 495  
**BULB:** (3) 40 w/c\*\*  
**CANOPY:** 5.5"D 140mm

**8314**

15"D x 28.5"H  
mm: 381 x 724  
**BULB:** (4) 75 w/m T10\*  
**CANOPY:** 5.5"D 140mm

**FINISHES**

Aged Brass (AGB)  
Polished Nickel (PN)

**NOTES**

\*Bulbs included (BLB-75W-T10-8.5).  
\*\*Bulbs included (BLB-40).  
See page 685 for replacement  
bulb ordering information.



# HOLLIS

---

Couching a candelabra in a glass lantern, then strengthening the piece with a metal surround, Hollis hearkens back to a classic lighting design while finding a way to make it feel new.



3610-PN



3624-AGB

## 3610

12.75"W x 14.75"H

mm: 324 x 375

**BULB:** (4) 60 w/c

**CANOPY:** 5.75"D 146mm

## 3624

24"W x 36"H

mm: 610 x 915

**BULB:** (8) 60 w/c

**CANOPY:** 6"D 152mm

## FINISHES

Aged Brass (AGB)

Polished Nickel (PN)



3612-AGB



3618-PN

**3612**

12.75"W x 19.25"H

mm: 324 x 490

**BULB:** (4) 60 w/c

**CANOPY:** 6"D 152mm

**3618**

18.25"W x 27.25"H

mm: 463 x 692

**BULB:** (4) 60 w/c

**CANOPY:** 6"D 152mm

**FINISHES**

Aged Brass (AGB)

Polished Nickel (PN)

# VESTAL

---

Vestal's perforated metal canister-shaped shades imbue the classical vaulted lantern frame with a Machine Age flavor. This industrial candelabra, each hard perpendicular arm set into a body like an exaggerated hex flange nut, provides a visual density that contrasts with the airiness of the open frame. An amazing piece for open industrial loft spaces and steampunk stylings, though by no means limited to these settings.



4819-PN

**4819**  
19"SQ x 37"H  
mm: 483 x 940  
BULB: (8) 60 w/c  
CANOPY: 6"D 152mm

**SHADE**  
3.5"D x 5"H  
mm: 90 x 127

**FINISHES**  
Aged Brass (AGB)  
Polished Nickel (PN)





4821-AGB



4814-PN

**4814**

14"SQ x 26"H  
mm: 356 x 661  
BULB: (4) 60 w/c  
CANOPY: 6"D 152mm

**4821**

21"SQ x 24.5"H  
mm: 534 x 622  
BULB: (8) 60 w/c  
CANOPY: 6"D 152mm

**SHADE**

3.5"D x 5"H  
mm: 90 x 127

**FINISHES**

Aged Brass (AGB)  
Polished Nickel (PN)



# CHESTERFIELD

---

Mixed materials come together in an elegant tension in our Chesterfield. Textured iron rings cinch square metal arms into an antigravity teardrop. The cube detail beneath the loop-holder sets the stage as the piece is divided into a quadrant. The rough, dark iron bands provide a pleasing contrast with the fine finish predominating the piece.



8413-PN



8423-AGB

## 8413

14.5"D x 27.25"H  
mm: 368 x 692

**BULB:** (4) 60 w/c

**CANOPY:** 4.75"D 121mm

## 8423

22.5"D x 37"H  
mm: 572 x 940

**BULB:** (8) 60 w/c

**CANOPY:** 4.75"D 121mm

## FINISHES

Aged Brass (AGB)  
Polished Nickel (PN)



# WEBSTER

---

In Philadelphia, the cracked Liberty Bell represents the imperfect freedom of our American experiment. Webster presents an abstract version of a bell, its rigid lines geometric and faceted, its textured black iron forming an iconic cage for its smooth vintage-bulb candelabra. So doing, it presents a contemporary evocation of this timeless form.



4924-PN

## 4924

24"SQ x 28"H

mm: 610 x 711

BULB: (8) 60 w/c

CANOPY: 6"SQ 152mm

## FINISHES

Aged Brass (AGB)

Polished Nickel (PN)



4914-PN



4919-AGB

**4914**

14"SQ x 16.5"H  
mm: 356 x 419

**BULB:** (4) 60 w/c

**CANOPY:** 6"SQ 152mm

**4919**

19"SQ x 22.5"H  
mm: 483 x 571

**BULB:** (6) 60 w/c

**CANOPY:** 6"SQ 152mm

**FINISHES**

Aged Brass (AGB)

Polished Nickel (PN)



# LASZLO

Laszlo makes a stunning first impression. A polished, tightly-scaled candelabra resides at center. Contrasting it in a dizzying geometric frame are two overlapping triangles in textured black metal. Traditional lamping and avant-garde abstraction juxtapose in a fixture whose allure brings us into the now.

**1118-AGB**

18.25"D x 22.75"H

mm: 464 x 578

**BULB:** (8) 60 w/c

**CANOPY:** 5.5"D 140mm





1124-PN



1110-AGB

**1110**  
10.25"D x 14"H  
mm: 260 x 356  
BULB: (3) 60 w/c  
CANOPY: 5.5"D 140mm

**1124**  
24.5"D x 28.75"H  
mm: 622 x 730  
BULB: (8) 60 w/c  
CANOPY: 5.5"D 140mm

**FINISHES**  
Aged Brass (AGB)  
Polished Nickel (PN)

# ABRAMS

---

A stark work of minimalist sophistication, Abrams mounts elongated candlesticks of finely finished metal into wide black cross-pieces. These monolithic, textured black arms form a striking juxtaposition with the smooth, round candlesticks. Each arm, both on sconce and chandelier, contains a socket on either side. An exposed carbon-filament bulb is the natural choice for lamping, rounding the piece out.



8834-PN

## 8834

33.5"D x 27.5"H

mm: 851 x 699

**BULB:** (18) 40 w/c\*

**CANOPY:** 5.5"D 140mm

## FINISHES

Aged Brass (AGB)

Polished Nickel (PN)

## NOTES

\*Bulbs included (BLB-40).

See page 685 for replacement  
bulb ordering information.



8812-AGB



8812-PN



8825-AGB

**8812**

2.5"W x 12.75"H x 6"E  
 mm: 64 x 324 x 152  
**BULB:** (2) 40 w/c\*  
**BACKPLATE:** 2.5"W x 5"H  
 mm: 64 x 127

**8825**

23.75"D x 22"H  
 mm: 603 x 559  
**BULB:** (10) 40 w/c\*  
**CANOPY:** 5.5"D 140mm

**FINISHES**

Aged Brass (AGB)  
 Polished Nickel (PN)

**NOTES**

\*Bulbs included (BLB-40).  
 See page 685 for replacement  
 bulb ordering information.





# LAGRANGE

With a finely textured black metal frame outlining negative space and handsomely concealed lamp sources, our LaGrange fixture takes up a physical presence in the room it adorns. Hard lines and curved ones as well as mixed metals give this fixture a satisfying contrast.

## 4242-PN

42"L x 13.75"W x 22"H

mm: 1067 x 349 x 559

27" Min. H – 81" Max. H

mm: 686 – 2057

**BULB:** (5) GU-10 base 35w MR16

**CANOPY:** 18"L x 4.5"W mm: 457 x 114



4212-PN



4200-AGB



4218-PN

## 4200

8"W x 15"H x 6"E  
mm: 203 x 381 x 152  
**BULB:** (2) GU-10 base 35w MR16  
**BACKPLATE:** 7"W x 14.25"H  
mm: 178 x 362

## 4212

12"L x 9.5"W x 15"H  
mm: 305 x 241 x 381  
19" Min. H – 73" Max. H  
mm: 483 – 1854  
**BULB:** (1) GU-10 base 35w MR16  
**CANOPY:** 6"D 152mm

## 4218

18"SQ x 22.5"H  
mm: 457 x 572  
26.5" Min. H – 80.5" Max. H  
mm: 673 – 2045  
**BULB:** (8) GU-10 base 35w MR16  
**CANOPY:** 6"D 152mm

## FINISHES

Aged Brass (AGB)  
Polished Nickel (PN)

## NOTES

*Max. H – Maximum Height measurement includes:*  
*(1) 3" stem 76mm,*  
*(1) 6" stem 152mm,*  
*(1) 12" stem 305mm,*  
*(2) 18" stems 457mm and canopy.*

# WENTWORTH

---

Tubes of mouth-blown glass leave the inner candlestick visible while blurring the bulb with a hand-cut honeycomb pattern. Wentworth updates a mid-century modern design, simplifying a form to its most essential components and allowing space for its details to breathe.



3930-PN

## 3930

31"D x 26.25"H

mm: 787 x 667

**BULB:** (15) 35 w/G9 Xenon\*

**CANOPY:** 5"D 127mm

## FINISHES

Aged Brass (AGB)

Polished Nickel (PN)

## NOTES

\*Bulbs included.





3901-PN **ADA**



3925-AGB

### 3901

5"W x 14.25"H x 3.75"E  
mm: 127 x 362 x 95

**BULB:** (1) 35 w/G9 Xenon\*  
**BACKPLATE:** 4.5"D 114mm

### 3925

25"D x 24"H  
mm: 635 x 610

**BULB:** (12) 35 w/G9 Xenon\*  
**CANOPY:** 4.5"D 114mm

### FINISHES

Aged Brass (AGB)  
Polished Nickel (PN)

### NOTES

\*Bulbs included.

# DAYTON

Between the glamorous and the transitional, Dayton contrasts thick crystal and metal with creamy soft-textured shades. In Polished Nickel, it feels classic; in Aged Brass, it feels contemporary. Holding these robust crystal columns, Dayton's arms evoke the noble carriage of an ancient ship's prow.



985-AGB



981-AGB



982-PN-WS

## 981

5"W x 12.25"H x 7"E  
mm: 127 x 310 x 177  
**BULB:** (1) 60 w/c  
**BACKPLATE:** 4.75"D 121mm

## 982

13.5"W x 12.25"H x 6.5"E  
mm: 343 x 310 x 165  
**BULB:** (2) 60 w/c  
**BACKPLATE:** 4.75"D 121mm

## 985

25"W x 20.5"H  
mm: 635 x 521  
**BULB:** (5) 60 w/c  
**CANOPY:** 6"D 152mm

## SHADE

3.25"T x 5"B x 5.5"H  
mm: 82 x 127 x 140

**MATERIAL:** Eco Paper (standard shade) or White Faux Silk. To choose White Faux Silk shades, add "-WS" after fixture finish.

## FINISHES

Aged Brass (AGB)  
Polished Nickel (PN)



989-PN-WS

**989**

33"W x 25.75"H  
 mm: 838 x 654  
**BULB:** (9) 60 w/c  
**CANOPY:** 6"D 152mm

**SHADE**

3.25"T x 5"B x 5.5"H  
 mm: 83 x 127 x 140  
**MATERIAL:** Eco Paper (standard shade) or  
 White Faux Silk. To choose White Faux Silk  
 shades, add "-WS" after fixture finish.

**FINISHES**

Aged Brass (AGB)  
 Polished Nickel (PN)





# BUCKINGHAM

---

Buckingham's articulated arms hinge on swivel-detailed joints. What goes up must come down; Buckingham's design follows this natural principle, resulting in a kind of striking symmetry. Adjustable manual details allow you the freedom to aim the light.

## 5312-AGB

54"D x 33" Min. H – 78.75" Max. H

mm: 1370 x 838 – 2000

BULB: (12) 40 w/c

CANOPY: 4.75"D 121mm



5308-PN



5300-OB



5300-AGB

## 5300

27"W x 11.5"H x 18.5"E  
mm: 686 x 292 x 470

**BULB:** (3) 40 w/c

**BACKPLATE:** 4.25"D 108mm

## 5308

34.5"D x 15" Min. H – 66" Max. H  
mm: 880 x 381 – 1676

**BULB:** (8) 40 w/c

**CANOPY:** 4.75"D 121mm

## SHADE

2.5" Top x 4" Bottom x 9"H  
mm: 64 x 102 x 229

**MATERIAL:** Faux Silk

## FINISHES

Aged Brass (AGB)  
Old Bronze (OB)  
Polished Nickel (PN)

## NOTES

*Max. H – Maximum Height measurement includes: (1) 3" stem 76mm, (1) 6" stem 152mm, (1) 12" stem 305mm, (2) 18" stems 457mm and canopy.*



# KNOWLES

Smooth, minimal, and sophisticated, Knowles is a piece for the dedicated aesthete. Tipping our hat to the Vienna Workshops and the Bauhaus School, metal and glass work together for a fixture that is more than the sum of its parts. Machined metal clasps supporting the white glass shade add subtle textural detail, while LED bulbs deliver phenomenal color rendering, warmth, and efficacy.

## 2009-AGB

29.75"D x 29.5" Min. H – 74.5" Max. H

mm: 756 x 749 – 1892

**BULB:** (9) 3w G9 LED  
Dimmable\*

**CANOPY:** 6"D 152mm





2000-OB



2000-AGB



2012-PN

## 2000

6.75"W x 12.75"H x 7.75"E  
mm: 171 x 324 x 197  
**BULB:** (1) 3w G9 LED  
Dimmable\*  
**BACKPLATE:** 5"D 127mm

## 2012

42.75"D x 29.5" Min. H – 74.5" Max. H  
mm: 1086 x 749 – 1892  
**BULB:** (12) 3w G9 LED  
Dimmable\*  
**CANOPY:** 6"D 152mm

## FINISHES

Aged Brass (AGB)  
Old Bronze (OB)  
Polished Nickel (PN)

## NOTES

\*Bulbs included (BLB-3W-G9)  
Max. H – Maximum Height measurement  
includes: (1) 3" stem 76mm,  
(1) 6" stem 152mm, (1) 12" stem 305mm,  
(2) 18" stems 457mm and canopy.

# LONGMONT

---

Density and simplicity make this ring of lights sing. Using a unique European technique, artisans inlay strands of brass in molten glass while blowing it into shape. These mouth-blown glass pieces suggest wine vessels; embedded within, the nearly dissolved brass strands create bubbles that glow with secret warmth once illuminated. Adding to this organic feel and echoing the bulb base is a cone motif reflected in both the holder and finial.



**4733**  
32.25"D x 26.75"H  
mm: 819 x 679  
BULB: (14) 60 w/c  
CANOPY: 4.75"D 121mm

**FINISHES**  
Aged Brass (AGB)  
Polished Nickel (PN)



4701-AGB



4701-PN



4725-PN

### 4701

4.75"W x 15"H x 4.25"E  
mm: 121 x 381 x 108

**BULB:** (1) 60 w/c

**BACKPLATE:** 4.75"D 121mm

### 4725

25.25"D x 20.25"H  
mm: 641 x 514

**BULB:** (10) 60 w/c

**CANOPY:** 4.75"D 121mm

### FINISHES

Aged Brass (AGB)  
Polished Nickel (PN)



# UPTON

---

Upton harkens back to late-forties France, as conical shapes found their way into lighting fixtures and mid-century modern began to take form. Its weighty faceted arms are cast from molten metal and the frosted glass of its shades is mouth-blown. A thick stepped backplate completes Upton's sense of subtle luxury.



1809-PC

## 1809

31.75"D x 25"H  
mm: 806 x 635

**BULB:** (9) 50 w/G9 Xenon\*

**CANOPY:** 5" Pt. to Pt. 127 x 127mm

## FINISHES

Aged Brass (AGB)  
Polished Chrome (PC)

## NOTES

\*Bulbs included.



1801-PC



1801-AGB



1806-AGB

**1801**

4.25"W x 8.5"H x 5.25"E  
 mm: 108 x 216 x 133  
**BULB:** (1) 50 w/G9 Xenon\*  
**BACKPLATE:** 4.25"W x 5.25"H  
 mm: 108 x 133

**1806**

26"D x 19.5"H  
 mm: 660 x 495  
**BULB:** (6) 50 w/G9 Xenon\*  
**CANOPY:** 5" Pt. to Pt. 127 x 127mm

**FINISHES**

Aged Brass (AGB)  
 Polished Chrome (PC)

**NOTES**

\*Bulbs included.

# PAMELIA

---

Thick glass hurricanes give Pamela its distinctive appeal. Mouth-blown and flame-polished, the heavy glassware showcases the lively glow of our vintage-style tube bulbs. The bulbs' tungsten filaments spread warm light over your space, as well as the piece's crystal and cast-metal accents.



8841-AGB



8846-AGB

## 8841

5"W x 11"H x 5.5"E  
mm: 127 x 280 x 140  
BULB: (1) 60 w/m\*  
BACKPLATE: 5"W x 11"H  
mm: 127 x 280

## 8846

26"D x 20.5"H  
mm: 660 x 521  
BULB: (6) 60 w/m\*  
CANOPY: 5"D 127mm

## FINISHES

Aged Brass (AGB)  
Polished Nickel (PN)

## NOTES

\*Bulbs included (BLB-60-T14-5).  
See page 685 for replacement  
bulb ordering information.





8848-PN

**8848**

30"D x 20.5"H

mm: 760 x 521

**BULB:** (8) 60 w/m\*

**CANOPY:** 5"D 127mm

**FINISHES**

Aged Brass (AGB)

Polished Nickel (PN)

**NOTES**

\*Bulbs included (BLB-60-T14-5).

See page 685 for replacement  
bulb ordering information.

# AMHERST

The elongated torch handles of our Amherst family shun needless complexity, resulting in smooth sophistication. Crystal accents give it a 21st-century twist. White fabric shades top the tall tapers, complementing the cylindrical shape of Amherst's crystal bobeches.



8511-PN



8518-PN

## 8511

5"W x 18.75"H x 5.5"E  
mm: 127 x 476 x 140  
BULB: (1) 60 w/c  
BACKPLATE: 5"D 127mm

## 8518

32"D x 27"H  
mm: 813 x 686  
BULB: (8) 60 w/c  
CANOPY: 5"D 127mm

## SHADE

3.75"T x 4"B x 6"H  
mm: 95 x 102 x 152  
MATERIAL: Faux Silk

## FINISH

Polished Nickel (PN)  
8511 and 8512  
are also available in  
Aged Brass (AGB).



**8512-AGB**



**8516-PN**

### 8512

13"W x 18.75"H x 5.5"E  
mm: 330 x 476 x 140  
**BULB:** (2) 60 w/c  
**BACKPLATE:** 5"D 127mm

### 8516

25"D x 25.5"H  
mm: 635 x 648  
**BULB:** (6) 60 w/c  
**CANOPY:** 5"D 127mm

### SHADE

3.75"T x 4"B x 6"H  
mm: 95 x 102 x 152  
**MATERIAL:** Faux Silk

### FINISH

Polished Nickel (PN)  
8511 and 8512  
are also available in  
Aged Brass (AGB).



# TATE

---

Tate embodies the fine, graceful forms found in New York's Upper East Side in the mid-century. Inspired by the wispy curve of the calla lily, Tate's long-stem lamps lead to incandescent bulbs whose rosy glow diffuses through cylindrical shades.



1305-PN

## 1305

31.75"D x 32.25"H

mm: 806 x 819

**BULB:** (10) 60 w/c

**CANOPY:** 4.75"D 121mm

## SHADE

4.25"D x 6.5"H

mm: 108 x 165

**MATERIAL:** Faux Silk

## FINISHES

Aged Brass (AGB)

Old Bronze (OB)

Polished Nickel (PN)



1304-OB



1311-AGB

**1304**  
 31.5"D x 31.5"H  
 mm: 800 x 800  
**BULB:** (8) 60 w/c  
**CANOPY:** 4.75"D 121mm

**1311**  
 4.75"W x 19.75"H x 6.25"E  
 mm: 121 x 502 x 159  
**BULB:** (1) 60 w/c  
**BACKPLATE:** 4.75"D 121mm

**SHADE**  
 4.25"D x 6.5"H  
 mm: 108 x 165  
**MATERIAL:** Faux Silk

**FINISHES**  
 Aged Brass (AGB)  
 Old Bronze (OB)  
 Polished Nickel (PN)



1312L-PN

1312R-OB

### 1312L

13"W x 25"H x 6.25"E  
mm: 330 x 635 x 159  
BULB: (2) 60 w/c  
BACKPLATE: 4.75"D 121mm

### 1312R

13"W x 25"H x 6.25"E  
mm: 330 x 635 x 159  
BULB: (2) 60 w/c  
BACKPLATE: 4.75"D 121mm

### SHADE

4.25"D x 6.5"H  
mm: 108 x 165  
MATERIAL: Faux Silk

### FINISHES

Aged Brass (AGB)  
Old Bronze (OB)  
Polished Nickel (PN)



# WATERLOO

Faceted crystal, acrylic rods, white cloth wiring, and machined metal all come together to form a bold, glamorous fixture in our Waterloo family. A strong silhouette finds a tight cluster of candlesticks in the center of an unusual metal shape. Sleeved in transparent acrylic stems, white cloth wiring rewards close attention. Prismatic baubles of cut-crystal crown and ground the piece, generously scattering light.



3022-PN



3017-PN

## 3017

17.25"W x 33.5"H

mm: 438 x 851

**BULB:** (4) 60 w/c

**CANOPY:** 6"D 152mm

## 3022

21.25"W x 41.75"H

mm: 540 x 1060

**BULB:** (8) 60 w/c

**CANOPY:** 6"D 152mm

## FINISH

Polished Nickel (PN)



3002-PN



3004-PN



3013-PN

**3002**  
 12"W x 16"H x 7"E  
 mm: 305 x 408 x 178  
**BULB:** (2) 40 w/c  
**BACKPLATE:** 4.5"W x 16"H 114 x 405mm

**3004**  
 13"W x 14.5"H  
 mm: 330 x 368  
**BULB:** (4) 60 w/c  
**CANOPY:** 6"D 152mm

**3013**  
 13"W x 25.75"H  
 mm: 330 x 654  
**BULB:** (4) 60 w/c  
**CANOPY:** 6"D 152mm

**SHADE**  
 12"L x 4.75"W x 5.75"H  
 mm: 305 x 121 x 146  
**MATERIAL:** Faux Silk

**FINISH**  
 Polished Nickel (PN)



3006-PN



3009-PN

### 3006

31"D x 26"H  
mm: 790 x 660  
BULB: (9) 40 w/c  
CANOPY: 6"D 152mm

### 3009

36"W x 28"H  
mm: 915 x 710  
BULB: (12) 40 w/c  
CANOPY: 6"D 152mm

### SHADES

OUTER: 4.25"D x 5.75"H 108 x 146mm  
3006: 10"D x 6"H 254 x 152mm  
3009: 12"D x 6.5"H 305 x 165mm  
MATERIAL: Faux Silk

### FINISH

Polished Nickel (PN)



# MASON

Mason is unified by its engraved wheel motif. Backplate, canopy, and bobèche all outline this iconic and universal shape, each line like a spoke to the circle's rim. Classically elegant shapes are echoed elsewhere, but whittled of excess. Hard bevel-cut arms give the piece a modern edge, even while it nods to antiquity.



8023-AGB



8022-PN



8028-PN

## 8022

14"W x 15"H x 5"E  
mm: 356 x 381 x 127  
BULB: (2) 60 w/c  
BACKPLATE: 5"D 127mm

## 8023

17"W x 16.5"H x 5"E  
mm: 432 x 419 x 127  
BULB: (3) 60 w/c  
BACKPLATE: 5"D 127mm

## 8028

26.5"W x 22.5"H  
mm: 673 x 572  
BULB: (8) 40 w/c  
CANOPY: 5"D 127mm

## SHADES

8022: 14"L x 4.5"W x 6.75"H  
mm: 356 x 114 x 171  
8023: 17"L x 4.5"W x 7"H  
mm: 432 x 114 x 178  
8028: 3.5"D x 6.25"H 89 x 159mm  
MATERIAL: Faux Silk

## FINISHES

Aged Brass (AGB)  
Polished Nickel (PN)



8021-AGB

8032-AGB

**8021**  
5"W x 12"H x 7"E  
mm: 127 x 305 x 178  
**BULB:** (1) 40 w/c  
**BACKPLATE:** 5"D 127mm

**8032**  
34.5"W x 27.25"H  
mm: 876 x 692  
**BULB:** (12) 40 w/c  
**CANOPY:** 5"D 127mm

**SHADE**  
3.5"D x 6.25"H  
mm: 89 x 159  
**MATERIAL:** Faux Silk

**FINISHES**  
Aged Brass (AGB)  
Polished Nickel (PN)

# PATTEN

---

Our Patten family brings together a visually appealing conical shade, square brass arms, and customizable versatility by way of swivels. The swivel just behind each shade allows you to move them right or left, as well as either tighten the focus of the light or beam it farther out. Clean lines and mid-century appeal combine with versatility to make Patten a useful delight.



6346-AGB



6348-PN

## 6346

30"D x 21.5"H  
mm: 762 x 546  
BULB: (6) 60 w/c  
CANOPY: 4.75"D 121mm

## 6348

36.5"D x 26.25"H  
mm: 927 x 667  
BULB: (8) 60 w/c  
CANOPY: 4.75"D 121mm

## SHADE

2.75"T x 5.75"B x 9"H  
mm: 70 x 146 x 229  
MATERIAL: Faux Silk

## FINISHES

Aged Brass (AGB)  
Old Bronze (OB)  
Polished Nickel (PN)





6341-AGB



6341-PN



6341-HN



6341-OB

**6341**

5.75"W x 16"H x 13.5"E

mm: 146 x 406 x 343

BULB: (1) 60 w/c

BACKPLATE: 4.75"D 121mm

**SHADE**

2.75"T x 5.75"B x 9"H

mm: 70 x 146 x 229

MATERIAL: Faux Silk

**FINISHES**

Aged Brass (AGB)

Historic Nickel (HN)

Old Bronze (OB)

Polished Nickel (PN)



# JUNIUS

Junius's arm is a single swoop, beginning and ending with light. As a chandelier, Junius has a center of faceted crystal with a faceted finial. As a sconce, its shape is almost swan-like. Additionally, the sconce swivels to the right and left. In both versions, lamps face toward the ceiling and toward the floor. Consequently, Junius embodies a sense of balance.

## 9112-AGB

34.75"D x 36"H

mm: 883 x 914

**BULB:** (12) 40 w/m

**CANOPY:** 5"D 127mm



9108-PN



9100-AGB

## 9100

11.75"W x 22"H x 7"E  
mm: 298 x 559 x 178  
BULB: (2) 60 w/m  
BACKPLATE: 4.5"W x 5"H  
mm: 114 x 127

## 9108

28.5"D x 32"H  
mm: 724 x 813  
BULB: (8) 60 w/m  
CANOPY: 5"D 127mm

## SHADES

CHANDELIER TOP AND SCONCE:  
4.5"D x 7"H 114 x 178mm  
CHANDELIER BOTTOM:  
5.25"D x 8.5"H 133 x 216mm  
MATERIAL: Faux Silk

## FINISHES

Aged Brass (AGB)  
Polished Nickel (PN)



# DARTMOUTH

---

Discovery of a beautiful glass pattern in a bespoke glass facility on one continent lead the journey in designing this family. Two shades are attached to each horseshoe arm, which was inspired by a delightful drawer pull stumbled upon at an antique fair on another continent. The basketweave of the glass creates a gorgeous diffusion effect. Dartmouth weaves a world of influences together for a captivating light.



8016-PN

## 8016

31"D x 20.75"H

mm: 787 x 527

**BULB:** (16) 40 w/c\*

**CANOPY:** 5.5"D 140mm

## FINISHES

Aged Brass (AGB)

Polished Nickel (PN)

## NOTES

\*Bulb(s) included (BLB-40).

See page 685 for replacement  
bulb ordering information.



8010-AGB ADA



8010-PN ADA



8012-AGB

## 8010

6.25"W x 10.75"H x 4"E  
 mm: 159 x 273 x 102  
**BULB:** (2) 40 w/c\*  
**BACKPLATE:** 4.75"D 121mm

## 8012

24.75"D x 19.75"H  
 mm: 629 x 502  
**BULB:** (12) 40 w/c\*  
**CANOPY:** 5.5"D 140mm

## FINISHES

Aged Brass (AGB)  
 Polished Nickel (PN)

## NOTES

\*Bulb(s) included (BLB-40).  
 See page 685 for replacement  
 bulb ordering information.

# ALEXANDRIA

In Hollywood Regency style, the walls and fabrics do a lot of the work of adding color and complexity, with bold hues and elements of chinoiserie common. Against this visual profusion, you contrast monochromatic and simple-lined furniture and lighting choices. With reeded arms symmetrically arcing, cut-crystal bobeches, and a hexagonal body, our glamorous Alexandria makes a perfect addition to the room appointed in this style.



2724-PN



2712-AGB

## 2712

16"D x 27.5" Min. H – 83" Max. H  
mm: 406 x 698 – 2108  
**BULB:** (12) 40 w/c G16 ½  
**CANOPY:** 4.75"D 121mm

## 2724

22.5"D x 46.25" Min. H – 80.5" Max. H  
mm: 572 x 1174 – 2044  
**BULB:** (24) 40 w/c G16 ½  
**CANOPY:** 4.75"D 121mm

## FINISHES

Aged Brass (AGB)  
Polished Nickel (PN)

## NOTES

*Max. H – Maximum Height measurement includes:*  
(1) 3" stem 76mm,  
(1) 6" stem 152mm,  
(1) 12" stem 305mm,  
(2) 18" stems 457mm and canopy.






2706-PN



2706-AGB



2716-PN

## 2706

12.5"W x 23"H x 5.75"E  
mm: 311 x 583 x 146

**BULB:** (6) 40 w/c G16 ½

**BACKPLATE:** 5" Pt. to Pt. 127mm

## 2716

38.5"L x 19"W x 19"H  
mm: 977 x 482 x 482

25" Min. H – 70" Max. H

mm: 635 – 1778

**BULB:** (16) 40 w/c G16 ½

**CANOPY:** 4.75"D 121mm

## FINISHES

Aged Brass (AGB)  
Polished Nickel (PN)

## NOTES

*Max. H – Maximum Height measurement includes:*

- (1) 3" stem 76mm,*
- (1) 6" stem 152mm,*
- (1) 12" stem 305mm,*
- (2) 18" stems 457mm and canopy.*

# MARCELLUS

---

Smooth brass and clean crystal come together in this neotraditional family. Crystal bobeches complement brass candlesticks. Marcellus's arms inscribe an arc that feels like something frozen in motion.



## 3199

32.5"D x 30.5"H  
mm: 826 x 775  
BULB: (12) 60 w/c  
CANOPY: 6"D 152mm

## SHADE

3.25" Top x 5" Bottom x 5.25"H  
mm: 83 x 127 x 133  
MATERIAL: Faux Silk

## FINISHES

Aged Brass (AGB)  
Polished Nickel (PN)



3191-AGB



3191-PN



3196-PN

### 3191

6"W x 15"H x 7.75"E  
mm: 152 x 381 x 197  
BULB: (1) 60 w/c  
BACKPLATE: 6"D 152mm

### 3196

25"D x 21.25"H  
mm: 635 x 540  
BULB: (6) 60 w/c  
CANOPY: 6"D 152mm

### SHADE

3.25" Top x 5" Bottom x 5.5"H  
mm: 83 x 127 x 140  
MATERIAL: Faux Silk

### FINISHES

Aged Brass (AGB)  
Polished Nickel (PN)



# MALDEN

Like many civilized things, the history of the pleat goes back to Ancient Egypt. Pleats were a serious luxury, requiring extensive manual labor, and were only worn by royalty. This association with royalty continued into Europe through the Renaissance. Malden delights in this luxurious tradition, presenting an artistically oversized shade with vertical ribbing and elegant pleating through which the light softly diffuses.



6061-DB



6064-PN



6066-AGB

## 6061

6.5"D x 14.5"H x 8"E  
mm: 165 x 363 x 203  
**BULB:** (1) 60 w/m  
**BACKPLATE:** 5.5"D 140mm

## 6064

25"SQ x 12.75"H  
mm: 635 x 324  
16.5"Min. H – 70.5" Max. H  
mm: 419 – 1791  
**BULB:** (4) 60 w/m  
**CANOPY:** 5.5"D 140mm

## 6066

41.25"L x 22.75"W x 12.5"H  
mm: 1048 x 578 x 318  
20.75"Min. H – 74.75" Max. H  
mm: 527 – 1899  
**BULB:** (6) 60 w/m  
**CANOPY:** 5.5"D 140mm

## SHADE

4.5"T x 6.75"B x 9.5"H  
mm: 114 x 171 x 241  
**MATERIAL:** Faux Silk

## FINISHES

Aged Brass (AGB)  
Distressed Bronze (DB)  
Polished Nickel (PN)

## NOTES

*Max. H – Maximum Height measurement includes:*  
(1) 3" stem 76mm,  
(1) 6" stem 152mm,  
(1) 12" stem 305mm,  
(2) 18" stems 457mm and canopy.



6060-AGB



6060-PN



6063-DB

## 6060

9.75"D x 21.5"H  
mm: 248 x 546

**BULB:** (1) 60 w/m

**CANOPY:** 5.5"D 140mm

*Comes with 8' of braided cord.*

## 6063

44"L x 9.75"W x 13.75"H  
mm: 1118 x 248 x 349

20.75"Min. H – 74.75" Max. H

mm: 527 – 1899

**BULB:** (3) 60 w/m

**CANOPY:** 5.5"D 140mm

## SHADE

6"T x 9.75"B x 13.5"H  
mm: 152 x 248 x 343

**MATERIAL:** Faux Silk

## FINISHES

Aged Brass (AGB)  
Distressed Bronze (DB)  
Polished Nickel (PN)

## NOTES

*Max. H – Maximum Height measurement includes:*  
*(1) 3" stem 76mm,*  
*(1) 6" stem 152mm,*  
*(1) 12" stem 305mm,*  
*(2) 18" stems 457mm and canopy.*



# GARRISON

---

The scalloped curves of Garrison's unique shade plants a clover motif that blossoms below in crystal bobeches and springs above in the matching canopy. Its body and arms complement this playful motif with a sturdy and serious metal, lending the piece to a variety of settings.





1432-PN



1426-OB



1421-PN

**1421**  
 6.5"W x 14"H x 8.75"E  
 mm: 165 x 356 x 222  
**BULB:** (1) 60 w/c  
**BACKPLATE:** 6"D 152mm  
**SHADE:** 6.5"D x 5.5"H  
 mm: 165 x 140

**1426**  
 26"D x 15.5"H  
 mm: 660 x 394  
**BULB:** (6) 60 w/c  
**CANOPY:** 7"D 178mm  
**SHADE:** 26"D x 8"H  
 mm: 660 x 203

**1432**  
 32"D x 17.75"H  
 mm: 813 x 451  
**BULB:** (8) 60 w/c  
**CANOPY:** 7"D 178mm  
**SHADE:** 32"D x 9"H  
 mm: 813 x 229

**FINISHES**  
 Old Bronze (OB)  
 Polished Nickel (PN)



# KYLE

---

Appealing contrasts add dimension to Kyle's geometric minimalism. We suspend the smooth expanse of the shade within an airy frame of cast metalwork. The open space between the matching shapes emphasizes the inherent beauty of Kyle's geometric form.





6917-AGB



6924-PN-WS

**6917**

17"SQ x 18.5"H  
mm: 432 x 470  
**BULB:** (4) 60 w/c  
**CANOPY:** 6"SQ 152mm  
**SHADE:** 7"T x 12.25"B x 12.75"H  
mm: 178 x 311 x 324  
**MATERIAL:** Eco Paper\*

**6924**

24"SQ x 26"H  
mm: 610 x 660  
**BULB:** (6) 60 w/c  
**CANOPY:** 6"SQ 152mm  
**SHADE:** 14"T x 18.5"B x 18.5"H  
mm: 356 x 470 x 470  
**MATERIAL:** Faux Silk\*

**FINISHES**

Aged Brass (AGB)  
Old Bronze (OB)  
Polished Nickel (PN)

**NOTES**

*Fixtures are available with either Eco Paper (standard shade) or White Faux Silk. To choose White Faux Silk shades "-WS" must be added after the fixture finish.*



# CHELSEA

---



8824-OB



8818-PN

## 8818

18"D x 21.75"Min. H – 75.75"Max. H  
mm: 457 x 552 – 1924

**BULB:** (4) 60 w/c

**CANOPY:** 6"D 152mm

## 8824

24"D x 22.75"Min. H – 77.75"Max. H  
mm: 610 x 578 – 1975

**BULB:** (5) 60 w/c

**CANOPY:** 6"D 152mm

## SHADES

8818: 18"D x 7"H  
mm: 457 x 178

8824: 24"D x 8"H  
mm: 610 x 203

**MATERIAL:** Faux Silk

## FINISHES

Old Bronze (OB)  
Polished Nickel (PN)

**Max. H** Maximum Height measurement includes: (1) 3" stem 76mm, (1) 6" stem 152mm, (1) 12" stem 305mm, (2) 18" stems 457mm and canopy.



8801-PN



8802-OB



8830-PN

### 8801

5"W x 14.25"H – 8.25"E  
mm: 127 x 362 – 210  
**BULB:** (1) 60 w/c  
**BACKPLATE:** 4.75"W x 12.5"H  
mm: 121 x 318

### 8802

11.5"W x 14.25"H – 8.25"E  
mm: 292 x 362 – 210  
**BULB:** (2) 60 w/c  
**BACKPLATE:** 4.75"W x 12.5"H  
mm: 121 x 318

### 8830

30"D x 23.75"Min. H – 78.75"Max. H  
mm: 762 x 603 – 2000  
**BULB:** (6) 60 w/c  
**CANOPY:** 6"D 152mm

### SHADES

**8801/8802:** 4.75"T x 5"B x 7"H  
mm: 121 x 127 x 178  
**8830:** 30"D x 8.75"H  
mm: 762 x 222  
**MATERIAL:** Faux Silk

### FINISHES

Old Bronze (OB)  
Polished Nickel (PN)

**Max. H** Maximum Height measurement includes: (1) 3" stem 76mm, (1) 6" stem 152mm, (1) 12" stem 305mm, (2) 18" stems 457mm and canopy.

# GRESHAM PARK



5645-OB



5646-PN

## 5645

19"W x 21"Min. H – 75"Max. H  
mm: 483 x 533 – 1905

**BULB:** (4) 60 w/c

**CANOPY:** 5"SQ 127mm

## 5646

24"W x 24"Min. H – 78"Max. H  
mm: 610 x 610 – 1981

**BULB:** (4) 60 w/c

**CANOPY:** 5"SQ 127mm

## SHADES

**5645:** 19"SQ x 8"H  
mm: 483 x 203

**5646:** 24"SQ x 9.5"H  
mm: 610 x 241

**MATERIAL:** Faux Silk

## FINISHES

Old Bronze (OB)  
Polished Nickel (PN)

**Max. H** Maximum Height measurement includes: (1) 3" stem 76mm, (1) 6" stem 152mm, (1) 12" stem 305mm, (2) 18" stems 457mm and canopy.





5648-OB



5644-PN



5642-PN

## 5642

13"W x 11.75"H – 5.25"E  
mm: 330 x 298 – 133  
BULB: (2) 60 w/c  
BACKPLATE: 4.5"W x 7"H  
mm: 114 x 178

## 5644

14"W x 19"Min. H – 73"Max. H  
mm: 356 x 483 – 1854  
BULB: (4) 60 w/c  
CANOPY: 5"SQ 127mm

## 5648

38"L x 19"W x 21.5"Min. H – 75.5"Max. H  
mm: 965 x 483 x 548 – 1918  
BULB: (8) 60 w/c  
CANOPY: 5"W x 21"L  
mm: 127 x 533

## SHADES

5642: 13"L x 4"W x 6.5"H  
mm: 330 x 102 x 165  
5644: 14"SQ x 7"H  
mm: 356 x 178  
5648: 38"L x 19"W x 8.25"H  
mm: 965 x 483 x 210  
MATERIAL: Faux Silk

## FINISHES

Old Bronze (OB)  
Polished Nickel (PN)

**Max. H** Maximum Height measurement includes: (1) 3" stem 76mm, (1) 6" stem 152mm, (1) 12" stem 305mm, (2) 18" stems 457mm and canopy.

# SAVONA



9820-AGB



9814-OB

## 9814

14.25"D x 10.5"H  
mm: 363 x 267

**BULB:** (2) 60 w/m

**CANOPY:** 7"D 178mm

**SHADE:** 9.5"T x 12.5"B x 6.75"H  
mm: 242 x 318 x 173

**MATERIAL:** Linen

## 9820

20"D x 27"H  
mm: 508 x 686

**BULB:** (3) 60 w/m

**CANOPY:** 7"D 178mm

**SHADE:** 9.5"T x 18.25"B x 20"H  
mm: 242 x 464 x 508

**MATERIAL:** Linen

## FINISHES

Aged Brass (AGB)

Old Bronze (OB)

Polished Nickel (PN)



9818-PN



9814-AGB



9816-OB

**9814**

14.25"D x 10.5"H  
 mm: 363 x 267  
**BULB:** (2) 60 w/m  
**CANOPY:** 7"D 178mm  
**SHADE:** 9.5"T x 12.5"B x 6.75"H  
 mm: 242 x 318 x 173  
**MATERIAL:** Linen

**9816**

15.5"D x 15.25"H  
 mm: 394 x 388  
**BULB:** (2) 60 w/m  
**CANOPY:** 7"D 178mm  
**SHADE:** 9.5"T x 13.75"B x 9.5"H  
 mm: 242 x 350 x 242  
**MATERIAL:** Linen

**9818**

17.75"D x 21.5"H  
 mm: 451 x 546  
**BULB:** (3) 60 w/m  
**CANOPY:** 7"D 178mm  
**SHADE:** 9.5"T x 16"B x 14.75"H  
 mm: 242 x 406 x 375  
**MATERIAL:** Linen

**FINISHES**

Aged Brass (AGB)  
 Old Bronze (OB)  
 Polished Nickel (PN)





# BURDETT

---

Clean-lined and smooth on the surface, closer inspection shows Burdett's sumptuous side. Making allusion to late nineteenth century opulence, we adorn the interior of Burdett's shade with richly gathered pleating. While the pendant's subdued silhouette serves a contemporary sensibility, its lavish surprise rewards close appreciation.



6415-AGB



6422-PN



6415-OB

## 6415

15"D x 24.25"H  
mm: 381 x 616  
**BULB:** (4) 60 w/c  
**CANOPY:** 5.5"D 140mm  
**SHADE:** 9.25"T x 15"B x 11"H  
mm: 235 x 381 x 280  
**MATERIAL:** Faux Silk

## 6422

22"D x 36.25"H  
mm: 556 x 921  
**BULB:** (8) 60 w/c  
**CANOPY:** 5.5"D 140mm  
**SHADE:** 13.5"T x 22"B x 16"H  
mm: 343 x 559 x 407  
**MATERIAL:** Faux Silk

## FINISHES

Aged Brass (AGB)  
Old Bronze (OB)  
Polished Nickel (PN)

# SWEENY

---

The soft curves of Sweeny's fabric shade with its navy blue pinstripes are the first thing you'll notice. Its plate glass diffuser and knob-like finial, its mirroring canopy, are all things that become apparent with lingering consideration. Sweeny has a lovely light diffusion and looks great from every angle.



7925-PN

## 7925

25"W x 22"H  
mm: 635 x 559  
**BULB:** (5) 60 w/c  
**CANOPY:** 6"D 152mm

## SHADE

25"D x 19"H  
mm: 635 x 483  
**MATERIAL:** Faux Silk  
*Trim at top and base  
is dark blue.*

## FINISHES

Aged Brass (AGB)  
Old Bronze (OB)  
Polished Nickel (PN)





7920-AGB



7915-OB

**7915**  
 15"W x 14.75"H  
 mm: 381 x 375  
**BULB:** (3) 60 w/c  
**CANOPY:** 6"D 152mm

**7920**  
 20"W x 18"H  
 mm: 508 x 457  
**BULB:** (4) 60 w/c  
**CANOPY:** 6"D 152mm

**SHADES**  
**7915:** 15"D x 11.75"H  
 mm: 381 x 298  
**7920:** 20"D x 15"H  
 mm: 508 x 381  
**MATERIAL:** Faux Silk  
*Trim at top and base  
 is dark blue.*

**FINISHES**  
 Aged Brass (AGB)  
 Old Bronze (OB)  
 Polished Nickel (PN)



# HASTINGS

---

A lavish span of densely pleated silk enwraps the warm glow of our Hastings pendant. The gathered quality of the rich material's soft pleating is emphasized by the contrasting smoothness of the shade's cast metal rings and the banded sphere of its base. Reeded arms create a subtle visual echo of the silk shade's texture.



5224-OB



5230-HN



5224-AGB



5230-PN

**5224**  
 24"D x 10.75"H  
 mm: 610 x 273  
**BULB:** (6) 60 w/c  
**CANOPY:** 6"D 152mm

**5230**  
 30"D x 12.25"H  
 mm: 762 x 311  
**BULB:** (8) 60 w/c  
**CANOPY:** 6"D 152mm

**SHADES**  
 5224: 24"D x 8.5"H  
 mm: 610 x 216  
 5230: 30"D x 10"H  
 mm: 762 x 254  
**MATERIAL:** 100% Silk

**FINISHES**  
 Aged Brass (AGB)  
 Historic Nickel (HN)  
 Old Bronze (OB)  
 Polished Nickel (PN)

**Max. H** Maximum Height measurement includes: (1) 3" stem 76mm, (1) 6" stem 152mm, (1) 12" stem 305mm, (2) 18" stems 457mm and canopy.



# HUMPHREY

---

Swathes of soft white fabric alternate wide curve and narrow angle to create Humphrey's intricate, unique shade. Humphrey's cast metal canopies and finials match the shade's elaborate shape.



4824-AGB



4832-OB

## 4824

24"D x 19.75" Min. H – 73.75" Max. H  
mm: 610 x 502 – 1973

**BULB:** (4) 60 w/m

**CANOPY:** 7"D 178mm

## 4832

31.5"D x 24.5" Min. H – 78.5" Max. H  
mm: 800 x 622 – 1994

**BULB:** (5) 60 w/m

**CANOPY:** 7"D 178mm

## SHADES

4824: 24"D x 10.75"H  
mm: 610 x 273

4832: 32"D x 14"H

mm: 813 x 356

**MATERIAL:** Faux Silk

## FINISHES

Aged Brass (AGB)

Old Bronze (OB)

Polished Nickel (PN)

**Max. H** Maximum Height measurement includes: (1) 3" stem 76mm, (1) 6" stem 152mm, (1) 12" stem 305mm, (2) 18" stems 457mm and canopy.



4817-PN



4817-OB



4844-PN

### 4817

17"D x 11.25"H  
mm: 432 x 286

**BULB:** (2) 60 w/m

**CANOPY:** 5.5"D 140mm

### 4844

44"L x 17"W x 17.5"Min. H – 71.5"Max. H  
mm: 1118 x 432 x 445 – 1816

**BULB:** (4) 60 w/m

**CANOPY:** 7"D 178mm

### SHADE

17"D x 10"H  
mm: 432 x 254

**MATERIAL:** Faux Silk

### FINISHES

Aged Brass (AGB)

Old Bronze (OB)

Polished Nickel (PN)

**Max. H** Maximum Height measurement includes: (1) 3" stem 76mm, (1) 6" stem 152mm, (1) 12" stem 305mm, (2) 18" stems 457mm and canopy.

# KINGSTON

---

Settled by the Dutch in 1652, Kingston was New York State's first capital, ideally nestled on the banks of the Hudson. The town has received a revitalizing jolt of cultural creativity lately. Fittingly, our Kingston family applies a contemporary approach to an antiquated form. Its square-tube arms and fabric shades with tapered cut and navy pinstripe honor old forms while breathing modern life into them.



7038-OB

## 7038

38"L x 18"W x 20"H  
mm: 966 x 458 x 508  
BULB: (12) 60 w/c  
CANOPY: 5"W x 20"L  
mm: 127 x 508

## SHADE

(35" x 15")T x (38" x 18")B x 7"H  
mm: (889 x 381) x (965 x 457) x 153  
MATERIAL: Faux Silk

## FINISHES

Old Bronze (OB)  
Polished Nickel (PN)



**7021-PN****7024-PN****7021**

5.5"SQ x 12"H x 6.5"E  
mm: 140 x 305 x 165  
**BULB:** (1) 60 w/c  
**BACKPLATE:** 4.25"W x 5.5"H  
mm: 108 x 140

**7024**

24"SQ x 20"H  
mm: 610 x 508  
**BULB:** (8) 60 w/c  
**CANOPY:** 6" SQ 152mm

**SHADES**

**7021:** 2.5"T x 5.5"B x 5.5"H  
mm: 64 x 140 x 140  
**7024:** 21"T x 24"B x 7"H  
mm: 534 x 610 x 178  
**MATERIAL:** Faux Silk

**FINISHES**

Old Bronze (OB)  
Polished Nickel (PN)

# COLLINS

Our Collins family achieves its solid yet breezy dynamism through an array of smart contrasts: dark on light, sheen on matte, round on square. We set precisely fabricated metalwork against rich cocoa wood, allowing each to enhance the appeal of the other. Textiles soften the fixtures' modern edges, while black pinstripe detailing on the shades reinforce their linearity. Of particular note are the white cloth wiring visible within transparent glass candle sleeves and the linen of which the shades are woven.



2910-PN



2938-PN

## 2910

4.5"W x 15.5"H x 6"E  
mm: 114 x 393 x 152

**BULB:** (1) 60 w/c

**BACKPLATE:** 4.5"W x 15.5"H  
mm: 114 x 393

## 2938

38"L x 19"W x 16.75" Min. H x 70.75" Max. H  
mm: 965 x 482 x 425 x 1797

**BULB:** (10) 60 w/c

**CANOPY:** 5"W x 17"L  
mm: 127 x 432

## SHADES

2910: 4"T x 4.25"B x 5"H  
mm: 102 x 108 x 127

2938: 38"L x 19.5"W x 7.5"H  
mm: 965 x 495 x 190

**MATERIAL:** Linen

## FINISH

Polished Nickel (PN)

**Max. H** Maximum Height measurement includes: (1) 3" stem 76mm, (1) 6" stem 152mm, (1) 12" stem 305mm, (2) 18" stems 457mm and canopy.



2914-PN



2919-PN



2924-PN

**2914**

14"SQ x 15.75" Min. H – 69.75" Max. H  
 mm: 356 x 400 – 1772  
**BULB:** (4) 60 w/c  
**CANOPY:** 5"SQ 127mm

**2919**

19"SQ x 16.75" Min. H – 70.75" Max. H  
 mm: 482 x 425 – 1797  
**BULB:** (4) 60 w/c  
**CANOPY:** 5"SQ 127mm

**2924**

24"SQ x 17.5" Min. H – 71.5" Max. H  
 mm: 610 x 445 – 1816  
**BULB:** (8) 60 w/c  
**CANOPY:** 5"SQ 127mm

**SHADES**

**2914:** 14"SQ x 6.75"H  
 mm: 355 x 172  
**2919:** 19"SQ x 7.5"H  
 mm: 482 x 190  
**2924:** 24"SQ x 8.25"H  
 mm: 610 x 210  
**MATERIAL:** Linen

**FINISH**

Polished Nickel (PN)

**Max. H** Maximum Height measurement includes: (1) 3" stem 76mm, (1) 6" stem 152mm, (1) 12" stem 305mm, (2) 18" stems 457mm and canopy.



# PEMBROKE

---

Pembroke takes classic elements like box pleating and curvy bobeches and brings them together in a refined structure to make something that feels contemporary. Our signature clean lines and fine materials—silk constitutes the pleated shade—give it a seal of perennial appeal.



5412-PN

## 5412

28"D x 22"H  
mm: 711 x 559  
BULB: (12) 60 w/c  
CANOPY: 5"D 127mm  
SHADE: 26"T x 28"B x 8.5"H  
mm: 660 x 711 x 216  
MATERIAL: 100% Silk

## FINISHES

Aged Brass (AGB)  
Old Bronze (OB)  
Polished Nickel (PN)



5401-PN



5402-AGB



5408-OB

## 5401

5.25"W x 15.25"H x 6.25"E  
mm: 133 x 387 x 159

**BULB:** (1) 60 w/c

**BACKPLATE:** 4.75"D 121mm

**SHADE:** 3.75"T x 5.25"B x 6"H  
mm: 95 x 133 x 152

**MATERIAL:** 100% Silk

## 5402

14"W x 15"H x 5.75"E  
mm: 356 x 381 x 146

**BULB:** (2) 60 w/c

**BACKPLATE:** 4.75"D 121mm

**SHADE:** (12.5" x 3.5")T x (14" x 5")B x 6"H  
mm: (318 x 89) x (356 x 127) x 152

**MATERIAL:** 100% Silk

## 5408

22"D x 19.5"H  
mm: 559 x 495

**BULB:** (8) 60 w/c

**CANOPY:** 5"D 127mm

**SHADE:** 20"T x 22"B x 8"H  
mm: 508 x 559 x 203

**MATERIAL:** 100% Silk

## FINISHES

Aged Brass (AGB)

Old Bronze (OB)

Polished Nickel (PN)

# BALDWIN

Our Baldwin family brings luxury and durability to transitional and modest design. A silk-like fabric shade plays off the rectangular shapes and perpendicular angles in the family's arms, while softening the edges into a ninety-degree curve. Baldwin's holder echoes the shape of these shades when seen from above or below.



729-OB

## 729

36"D x 25"H  
mm: 914 x 635  
BULB: (9) 60 w/c  
CANOPY: 7"D 178mm

## SHADE

4.5"T x 4.5"B x 8"H  
mm: 114 x 114 x 203  
MATERIAL: Faux Silk

## FINISHES

Old Bronze (OB)  
Polished Nickel (PN)



**721-PN**



**722-OB**



**726-PN**

**721**

4.5"W x 13.75"H  
mm: 114 x 349

**BULB:** (1) 60 w/c

**BACKPLATE:** 4.5"W x 13.75"H  
mm: 114 x 349

**722**

10.5"W x 13.75"H  
mm: 267 x 349

**BULB:** (2) 60 w/c

**BACKPLATE:** 4.5"W x 13.75"H  
mm: 114 x 349

**726**

21.5"D x 21.5"H  
mm: 546 x 546

**BULB:** (6) 60 w/c

**CANOPY:** 7"D 178mm

**SHADE**

4.5"T x 4.5"B x 8"H  
mm: 114 x 114 x 203

**MATERIAL:** Faux Silk

**FINISHES**

Old Bronze (OB)  
Polished Nickel (PN)



# BASKING RIDGE

---

We evoke clean, modern design with Basking Ridge's nickel-trimmed, white-glass canister shades. Under each glossy opal canister, we mount a clear pressed-glass diffuser to softly modulate the distribution of light. Ball transitions add spherical contrast to the design, while cast metal bobeches echo the shades' metal trim.



**6113-SN**

Shown in Semi-flush.



**6118-PN**

## **6113**

16.5"D x 14.75"H  
mm: 419 x 375

**BULB:** (3) 75 w/G9 Xenon\*

**CANOPY:** 5.5"D 140mm

## **6118**

31"D x 19.5"H  
mm: 787 x 495

**BULB:** (8) 75 w/G9 Xenon\*

**CANOPY:** 5.5"D 140mm

## **FINISHES**

Polished Nickel (PN)  
Satin Nickel (SN)

## **NOTES**

*\*Bulbs included*

# BASKING RIDGE



**6101-PN**



**6113-SN**

Fixture convertible from chain hung to semi-flush.



**6115-PN**

## 6101

5.5"W x 7.75"H x 6.75"E  
mm: 140 x 197 x 171  
**BULB:** (1) 75 w/G9 Xenon\*  
**BACKPLATE:** 4.75"W x 6"H  
mm: 121 x 152

## 6113

16.5"D x 14.75"H  
mm: 419 x 375  
**BULB:** (3) 75 w/G9 Xenon\*  
**CANOPY:** 5.5"D 140mm

## 6115

24"D x 19.5"H  
mm: 610 x 495  
**BULB:** (5) 75 w/G9 Xenon\*  
**CANOPY:** 5.5"D 140mm

## FINISHES

Polished Nickel (PN)  
Satin Nickel (SN)

## NOTES

\*Bulbs included.



# STRATFORD

---

Stratford's demi-dome of white glass and its sturdy, unfussy metal construction evoke New York modernism. Personal libraries, quiet studies, drawing rooms of dark wood and low slants of daylight, all seem to be conjured with a glance. Beautiful in every finish, in Historic Bronze, it seems to suggest a whole world of antiquity and learning.



3311-HB



3314-AGB



3312-PN



3301-AGB

**3301**  
 10"W x 11"H x 11"E  
 mm: 254 x 279 x 279  
**BULB:** (1) 100 w/m  
**BACKPLATE:** 5.25"D  
 133mm

**3311**  
 10"D x 17.25"Min. H – 65"Max. H  
 mm: 254 x 438 – 1651  
**BULB:** (1) 100 w/m  
**CANOPY:** 6"D 152mm

**3312**  
 14.25"D x 20.75"Min. H – 69"Max. H  
 mm: 362 x 527 – 1753  
**BULB:** (1) 100 w/m  
**CANOPY:** 6"D 152mm

**3314**  
 26.5"D x 20"Min. H – 58"Max. H  
 mm: 673 x 510 – 1473  
**BULB:** (4) 100 w/m  
**CANOPY:** 6"D 152mm

**FINISHES**  
 Aged Brass (AGB)  
 Historic Bronze (HB)  
 Polished Nickel (PN)

**Max. H** Maximum Height measurement includes: (1) 3" stem 76mm, (1) 6" stem 152mm, (1) 12" stem 305mm, (2) 18" stems 457mm and canopy.





# LAUDERHILL

---

Tall and curvy, Lauderhill catches the eye with gleaming crystal accents and exposed candelabra lamps. Lauderhill's airy composition draws your attention to its finely finished metalwork and its crystal finial. Combining elegant and classic forms with fine finishes and materials, while maintaining a sublime simplicity, Lauderhill embodies the Hudson Valley Lighting aesthetic.



6428-PN



6411-PN



6412-AGB

## 6411

6.5"W x 27"H x 7.75"E  
mm: 165 x 686 x 197  
BULB: (1) 60 w/c  
BACKPLATE: 6.5"D 165mm

## 6412

12.25"W x 27"H x 7.25"E  
mm: 311 x 686 x 184  
BULB: (2) 60 w/c  
BACKPLATE: 6.5"D 165mm

## 6428

28"D x 33.5"H  
mm: 711 x 851  
BULB: (6) 60 w/c  
CANOPY: 6.5"D 165mm

## FINISHES

Aged Brass (AGB)  
Polished Nickel (PN)



6434-AGB

## 6434

34"D x 43"H  
mm: 864 x 1092  
BULB: (12) 60 w/c  
CANOPY: 6.5"D 165mm

## FINISHES

Aged Brass (AGB)  
Polished Nickel (PN)





# CRAWFORD

---

The luxe of Versailles is alive in this stunning collection. Dripping with prisms of crystal and finished with a robust crystal finial, Crawford conjures the glamour of this famous palace. In its chandelier form, the body is adorned with billows of crystal along the column. In our usual way, we have cut away at some of the excess, freeing the essential spirit of the piece to shine through.





9302-AGB



9324-PN

### 9302

13.25"W x 23.75"H x 7.25"E

mm: 337 x 603 x 184

BULB: (2) 60 w/c

BACKPLATE: 4.75"D 121mm

### 9324

24.25"D x 39"H

mm: 616 x 991

BULB: (6) 60 w/c

CANOPY: 6.5"D 165mm

### FINISHES

Aged Brass (AGB)

Polished Nickel (PN)



**9329-AGB**



**9303-PN**

9303 can be used with shortened chain for semi-flush mounting.



**9303-AGB**

**9303**

13"D x 16"H

mm: 330 x 406

**BULB:** (3) 60 w/c

**CANOPY:** 4.5"D 114mm

**9329**

30.5"D x 42.5"H

mm: 774 x 1080

**BULB:** (12) 60 w/c

**CANOPY:** 6.5"D 165mm

**FINISHES**

Aged Brass (AGB)

Polished Nickel (PN)

# ROCKVILLE

---

A robust crystal rod, a faceted crystal finial, a corset-shaped shade. With these elements, we conjure a fixture evocative of the beautiful homes of the New York elite Edith Wharton chronicled in novels like *The Age of Innocence*, and all the finery of that age. Rockville gives the impression of an heirloom, but dazzles with newness and square metal construction



1818-PN

## 1818

32.5"D x 26"H

mm: 826 x 660

BULB: (8) 60 w/c

CANOPY: 5.25"D 133mm

## SHADE

5"T x 6"B x 5.5"H

mm: 127 x 152 x 140

## FINISH

Polished Nickel (PN)



1811-PN



1812-PN



1815-PN

### 1811

6"W x 13.75"H x 8.75"E  
mm: 152 x 349 x 222

**BULB:** (1) 60 w/c

**BACKPLATE:** 5.25"D 133mm

### 1812

16"W x 18.5"H x 6.5"E  
mm: 406 x 470 x 165

**BULB:** (2) 60 w/c

**BACKPLATE:** 5.25"D 133mm

### 1815

26"D x 25"H  
mm: 660 x 635

**BULB:** (5) 60 w/c

**CANOPY:** 5.25"D 133mm

### SHADES

1811/1815: 5"T x 6"B x 5.5"H  
mm: 127 x 152 x 140

1812: 14"T x 16.5"B x 4.25"W x 7.75"H  
mm: 356 x 419 x 108 x 197

### FINISH

Polished Nickel (PN)



# MENLO PARK

---

Menlo Park is where Thomas Edison worked with his team to deliver the first functioning system of electric light for everybody. This piece alludes to the styles of the candle-bearing fixtures around the time of this momentous invention. Using the elegant form of an open colonial chandelier, we keep it simple and sleek-lined, with shapely candlecups and bobeches. Unity of finish and soft pleated shades help Menlo Park attain a higher level of sophistication.



4033-OB



4036-PN

## 4033

20"D x 17.5"H

mm: 508 x 445

BULB: (3) 60 w/c

CANOPY: 4.5"D 114mm

## 4036

25"D x 20"H

mm: 635 x 508

BULB: (6) 60 w/c

CANOPY: 4.5"D 114mm

## SHADE

3"T x 5"B x 4.5"H

mm: 76 x 127 x 114

MATERIAL: Faux Silk

## FINISHES

Aged Brass (AGB)

Antique Nickel (AN)

Old Bronze (OB)

Polished Nickel (PN)



4021-AGB



4022-PN



4039-AN

### 4021

5"W x 13.25"H x 7"E  
mm: 127 x 337 x 178  
BULB: (1) 60 w/c  
BACKPLATE: 4.5"D 114mm

### 4022

13.75"W x 14"H x 7"E  
mm: 349 x 356 x 178  
BULB: (2) 60 w/c  
BACKPLATE: 4.5"D 114mm

### 4039

33.5"D x 27"H  
mm: 851 x 686  
BULB: (9) 60 w/c  
CANOPY: 4.5"D 114mm

### SHADE

3"T x 5"B x 4.5"H  
mm: 76 x 127 x 114  
MATERIAL: Faux Silk

### FINISHES

Aged Brass (AGB)  
Antique Nickel (AN)  
Old Bronze (OB)  
Polished Nickel (PN)

# CHARLOTTE

---

Charlotte's updated historical styling is suited to the scale of today's homes. Gracefully curved arms extend from the chandelier's six-sided baluster to create a more substantial rendition of a classic design. Charlotte's sculpted physique displays thoughtful details, including the honeycomb-shaped canopy and faceted candle-cups.



## 1419

34"D x 30"H  
mm: 864 x 762  
BULB: (9) 60 w/c  
CANOPY: 5.5"D 140mm

## SHADE

3.5"T x 5.25"B x 5"H  
mm: 89 x 133 x 127  
MATERIAL: Eco Paper  
or Faux Silk\*

## FINISHES

Aged Brass (AGB)  
Old Bronze (OB)  
Polished Nickel (PN)

## NOTES

*\*Fixtures are available with either Eco Paper (standard shade) or White Faux Silk Shades. To choose White Faux Silk shades "-WS" must be added after fixture finish.*



1411-PN-WS



1412-OB



1416-PN-WS

## 1411

5.25"W x 14"H x 7.75"E  
mm: 133 x 356 x 197  
BULB: (1) 60 w/c  
BACKPLATE: 5.5"D 140mm

## 1412

12.5"W x 14"H x 7.75"E  
mm: 318 x 355 x 197  
BULB: (2) 60 w/c  
BACKPLATE: 5.5"D 140mm

## 1416

26.5"D x 22.75"H  
mm: 673 x 578  
BULB: (6) 60 w/c  
CANOPY: 5.5"D 140mm

## SHADE

3.5"T x 5.25"B x 5"H  
mm: 89 x 133 x 127  
MATERIAL: Eco Paper  
or Faux Silk\*

## FINISHES

Aged Brass (AGB)  
Old Bronze (OB)  
Polished Nickel (PN)

## NOTES

\*Fixtures are available with either Eco Paper (standard shade) or White Faux Silk Shades. To choose White Faux Silk shades "-WS" must be added after fixture finish.



# JEFFERSON

---

Thomas Jefferson evokes for us the idea of the rugged individualist mixed with the rigorous intellect, a Founding Father at the dawn of this American experiment. Turns out, he was also one heck of a shopper, with exquisite taste. He spent years in Paris in a diplomatic post; by the time he returned home, he had 86 boxes of French finery shipped to furnish the manse of his own creation, Monticello, for the rest of his days. Our Jefferson family combines the shapeliness of French tradition and the self-restraint of fledgling America.



5219-AN



5203-OB

## 5203

14.25"W x 23.75"H x 9"E

mm: 362 x 603 x 229

BULB: (3) 60 w/c

BACKPLATE: 5"D 127mm

## 5219

31.5"D x 32"H

mm: 800 x 813

BULB: (9) 60 w/c

CANOPY: 5"D 127mm

## SHADE

3.5"T x 5"B x 4.75"H

mm: 89 x 127 x 121

MATERIAL: Faux Silk

## FINISHES

Antique Nickel (AN)

Old Bronze (OB)

Polished Nickel (PN)



5201-PN



5202-AN



5216-OB

## 5201

5"W x 17"H x 4.75"E  
mm: 127 x 432 x 121  
**BULB:** (1) 60 w/c  
**BACKPLATE:** 5"D 127mm

## 5202

12.25"W x 21.25"H x 8.75"E  
mm: 311 x 540 x 222  
**BULB:** (2) 60 w/c  
**BACKPLATE:** 5"D 127mm

## 5216

25"D x 25"H  
mm: 635 x 635  
**BULB:** (6) 60 w/c  
**CANOPY:** 5"D 127mm

## SHADE

3.5"T x 5"B x 4.75"H  
mm: 89 x 127 x 121  
**MATERIAL:** Faux Silk

## FINISHES

Antique Nickel (AN)  
Old Bronze (OB)  
Polished Nickel (PN)

# CHARLESTON

---

The “ball & scroll” form is a venerable classic of colonial vintage. Adding just the right amount of embellishment from canopy to finial, Charleston is a cleaned-up classic, its light shining through fine pleated shades.



1742-AGB



1749-HN

## 1742

16"W x 12.5"H x 7.25"E  
mm: 406 x 318 x 184

**BULB:** (2) 60 w/c

**BACKPLATE:** 5.25"D 133mm

## 1749

36.25"D x 35"H  
mm: 921 x 889

**BULB:** (9) 60 w/c

**CANOPY:** 5.25"D 133mm

## SHADE

3.5"T x 5.5"B x 5"H  
mm: 89 x 140 x 127

**MATERIAL:** Faux Silk

## FINISHES

Aged Brass (AGB)  
Historic Nickel (HN)  
Old Bronze (OB)



1741-OB



1746-OB



1748-AGB

### 1741

5.5"W x 12.5"H x 10.25"E  
mm: 140 x 318 x 260  
BULB: (1) 60 w/c  
BACKPLATE: 5.25"D 133mm

### 1746

29.25"D x 29"H  
mm: 743 x 737  
BULB: (6) 60 w/c  
CANOPY: 5.25"D 133mm

### 1748

36.25"D x 29"H  
mm: 921 x 737  
BULB: (8) 60 w/c  
CANOPY: 5.25"D 133mm

### SHADE

3.5"T x 5.5"B x 5"H  
mm: 89 x 140 x 127  
MATERIAL: Faux Silk

### FINISHES

Aged Brass (AGB)  
Historic Nickel (HN)  
Old Bronze (OB)



# COHASSET

---

Once American homes began using fixed-position candlebearing fixtures, a little after the colonial era, the curved-arm chandelier was one of the few dominant forms. Cohasset's ringed ball anchor and subtle finial are norms of these "colonial" chandeliers, as are its candlecups and bobeches. It's the metal ring set off the ball, clasping its flowering of lithe and lively arms, that makes Cohasset unique. A ridged half-cylinder on the backplate takes the place of this ring in the wall sconce versions.



8218-AS

## 8218

40"D x 27.5"H  
mm: 1015 x 700  
BULB: (8) 40 w/c  
CANOPY: 5.5"D 140mm

## SHADE

3.5"T x 4"B x 4.25"H  
mm: 89 x 102 x 108  
MATERIAL: Eco Paper  
or Faux Silk\*

## FINISHES

Aged Brass (AGB)  
Aged Silver (AS)  
Old Bronze (OB)

**NOTES** \*Fixtures are available with either Eco Paper (standard shade) or White Faux Silk Shades. To choose White Faux Silk shades "-WS" must be added after fixture finish



8215-AGB



8211-PN-WS



8212-OB



8216-OB

**8211**  
4.75"W x 14"H x 6.25"E  
mm: 120 x 356 x 158  
**BULB:** (1) 40 w/c  
**BACKPLATE:** 4.75"D 120mm

**8212**  
10.25"W x 14"H x 4.75"E  
mm: 260 x 356 x 120  
**BULB:** (2) 40 w/c  
**BACKPLATE:** 4.75"D 120mm

**8215**  
25.5"D x 22"H  
mm: 650 x 500  
**BULB:** (5) 40 w/c  
**CANOPY:** 5.5"D 140mm

**8216**  
29.5"D x 24"H  
mm: 750 x 610  
**BULB:** (6) 40 w/c  
**CANOPY:** 5.5"D 140mm

**SHADE**  
3.5"T x 4"B x 4.25"H  
mm: 89 x 102 x 108  
**MATERIAL:** Eco Paper  
or Faux Silk\*

**FINISHES**  
Aged Brass (AGB)  
Aged Silver (AS)  
Old Bronze (OB)  
8211 & 8212  
available in  
Polished Nickel (PN).

**NOTES** \*Fixtures are available with either Eco Paper (standard shade) or White Faux Silk Shades. To choose White Faux Silk shades "-WS" must be added after fixture finish



# SHEFFIELD

---

Inspired by a lily's wispy silhouette, Sheffield's curved arms spring from a conical base evoking the elegance of organic forms. Horizontal ribbing in the cylindrical fabric shades adds a textural element. Its minimal approach to traditional form makes it an appealing transitional fixture.





7219-OB



7202-PN



7201-OB

### 7201

4.75"W x 18.25"H x 5.75"E  
mm: 121 x 464 x 146  
BULB: (1) 60 w/c  
BACKPLATE: 4.75"D 121mm

### 7202

12"W x 18.25"H x 5.75"E  
mm: 305 x 464 x 146  
BULB: (2) 60 w/c  
BACKPLATE: 4.75"D 121mm

### 7219

30.5"D x 28.75"H  
mm: 775 x 730  
BULB: (9) 60 w/c  
CANOPY: 4.75"D 121mm

### SHADE

3.75"D x 4.75"H  
mm: 95 x 121

### FINISHES

Old Bronze (OB)  
Polished Nickel (PN)



# JASPER

---

The metallic interior of Jasper's obsidian shade reflects warm incandescent light onto finely finished delicate arms. In Old Bronze, this golden interior coaxes forth brassy tones and a subdued warmth. In Antique or Polished Nickel, botanical bobeches blush and unfurl into floral candlecups under the silver reflections' glow.



**1860**  
34.5"D x 32"H  
mm: 876 x 813  
BULB: (10) 60 w/c  
CANOPY: 5.25"D 133mm

**1866**  
29"D x 28"H  
mm: 737 x 711  
BULB: (6) 60 w/c  
CANOPY: 5.25"D 133mm

**SHADE**  
2.5"T x 7.5"B x 5"H  
mm: 64 x 191 x 127

**FINISHES**  
Antique Nickel (AN)  
Old Bronze (OB)  
Polished Nickel (PN)



1861-PN



1862-AN



1868-OB

### 1861

7.5"W x 18.75"H x 9"E  
mm: 191 x 476 x 229  
**BULB:** (1) 60 w/c  
**BACKPLATE:** 5.25"D 133mm

### 1862

18"W x 19.5"H x 9.5"E  
mm: 457 x 495 x 241  
**BULB:** (2) 60 w/c  
**BACKPLATE:** 5.25"D 133mm

### 1868

39"L x 20"W x 28.5"H  
mm: 991 x 508 x 724  
**BULB:** (6) 60 w/c  
**CANOPY:** 5.25"W x 18.25"L  
mm: 133 x 464

### SHADE

2.5"T x 7.5"B x 5"H  
mm: 64 x 191 x 127

### FINISHES

Antique Nickel (AN)  
Old Bronze (OB)  
Polished Nickel (PN)

# CHESHIRE

---

Smooth candlestick colonnades form a classical counterpoint to Cheshire's extravagant details. The dramatic contrast of matte black shades with cast metal makes a striking design statement. Coordinated shade interiors amplify the hue of our hand-rubbed Aged Brass and Antique Nickel finishes.



9521-AGB



9523-AGB

## 9521

15"D x 19"H  
mm: 381 x 483

**BULB:** (3) 60 w/c  
**CANOPY:** 6"D 152mm

## 9523

36"D x 25" Min H. – 55" Max. H  
mm: 914 x 635 – 1397

**BULB:** (9) 60 w/c  
**CANOPY:** 6"D 152mm

## SHADES

**9521:** 8"T x 15"B x 8"H  
mm: 203 x 381 x 203  
**9523:** 7"T x 12"B x 6.5"H  
mm: 178 x 305 x 165

## FINISHES

Aged Brass (AGB)  
Antique Nickel (AN)


**Max. H** Maximum Height measurement includes: (1) 3" stem 76mm, (1) 6" stem 152mm, (1) 12" stem 305mm, (2) 18" stem 457mm and hang straight canopy.



9501-AGB



9502-AN



9512-AN

## 9501

8.5"W x 17.5"H x 9"E  
mm: 216 x 445 x 229  
BULB: (2) 60 w/c  
BACKPLATE: 5.25"D 133mm

## 9502

20.5"W x 17.5"H x 9.5"E  
mm: 521 x 445 x 241  
BULB: (4) 60 w/c  
BACKPLATE: 5.25"D 133mm

## 9512

50"L x 14"W x 23.5"Min. H – 55"Max. H  
mm: 1270 x 356 x 597 – 1397  
BULB: (6) 60 w/c  
CANOPY: 6"D 152mm

## SHADES

9501/9502: 4.75"T x 8.5"B x 5.5"H  
mm: 121 x 216 x 140  
9512: 8"T x 14"B x 6.75"H  
mm: 203 x 356 x 171

## FINISHES

Aged Brass (AGB)  
Antique Nickel (AN)

**Max. H** Maximum Height measurement includes: (1) 3" stem 76mm, (1) 6" stem 152mm, (1) 12" stem 305mm, (2) 18" stem 457mm and hang straight canopy.





# DILLON

---

Modeled off the basic idea of the curved-arm chandelier, Dillon's arms are gently undulating waves bearing candlesticks. Long, cylindrical silky shades add a sense of visual weight to Dillon's slight frame. Restrained stepping unifies the airy transitional fixture. Wall sconce versions create an opportunity to match while making a fine addition to any space on their own.



366-OB



361-PN



362-AN



369-AGB

**361**  
4.5"W x 13.5"H x 6"E  
mm: 114 x 343 x 152  
**BULB:** (1) 60 w/c  
**BACKPLATE:** 4.5"D 114mm

**362**  
11.75"W x 13.5"H x 5.5"E  
mm: 298 x 343 x 140  
**BULB:** (2) 60 w/c  
**BACKPLATE:** 4.5"D 114mm

**366**  
25"D x 18"H  
mm: 635 x 457  
**BULB:** (6) 60 w/c  
**CANOPY:** 4.75"D 121mm

**369**  
30"D x 22.5"H  
mm: 762 x 572  
**BULB:** (9) 60 w/c  
**CANOPY:** 4.75"D 121mm

**SHADE**  
3.75"T x 4"B x 8"H  
mm: 95 x 102 x 203  
**MATERIAL:** Faux Silk

**FINISHES**  
Aged Brass (AGB)  
Antique Nickel (AN)  
Old Bronze (OB)  
Polished Nickel (PN)

# BERWICK

Berwick's entire design is on the square, from square metal arms to cube design details. Even its richly pleated shades are boxy. Square candlesticks sit upon square bobeches. Like the square itself, Berwick suggests a sense of reliability and solidity.



244-AGB



241-AN



241-PN



242-OB

## 241

5"W x 15.25"H x 6.75"E  
mm: 127 x 387 x 171

**BULB:** (1) 60 w/c

**BACKPLATE:** 4.5"W x 5.75"H  
mm: 114 x 146

## 242

12.5"W x 15.75"H x 7"E  
mm: 318 x 400 x 178

**BULB:** (2) 60 w/c

**BACKPLATE:** 4.5"W x 5.75"H  
mm: 114 x 146

## 244

18"SQ x 19.25"H  
mm: 457 x 489

**BULB:** (4) 60 w/c

**CANOPY:** 4.75"D 121mm

## SHADES

241: 5"SQ x 6"H  
mm: 127 x 152

242: 12.5"L x 5.5"W x 6.5"H  
mm: 318 x 140 x 152

244: 18"SQ x 8"H  
mm: 457 x 203

## FINISHES

Aged Brass (AGB)

Antique Nickel (AN)

Old Bronze (OB)

Polished Nickel (PN)

# ABERDEEN



621-PN



626-PN



629-OB



622-OB

**621**  
4.75"W x 17.5"H x 6"E  
mm: 121 x 445 x 152  
**BULB:** (1) 60 w/c  
**BACKPLATE:** 4.75"D 121mm

**622**  
11.5"W x 17.5"H x 6"E  
mm: 292 x 445 x 152  
**BULB:** (2) 60 w/c  
**BACKPLATE:** 4.75"D 121mm

**626**  
26"D x 27"Min. H – 63"Max. H  
mm: 660 x 686 x 1600  
**BULB:** (6) 60 w/c  
**CANOPY:** 4.75"D 121mm

**629**  
31"D x 27"Min. H – 63"Max. H  
mm: 787 x 686 x 1600  
**BULB:** (9) 60 w/c  
**CANOPY:** 4.75"D 121mm

**SHADE**  
4.25"D x 5.5"H  
mm: 108 x 140

**FINISHES**  
Old Bronze (OB)  
Polished Nickel (PN)

**Max. H** Maximum Height measurement includes: (1) 3" stem 76mm, (1) 6" stem 152mm, (1) 12" stem 305mm, (2) 18" stem 457mm and hang straight canopy.



# YORKTOWN



8719-OB



8712-OB



8711-AGB



8716-PN

## 8711

5.5"W x 14"H x 9"E  
mm: 140 x 356 x 229  
BULB: (1) 60 w/c  
BACKPLATE: 5"D 127mm

## 8712

13.5"W x 14"H x 7.5"E  
mm: 343 x 356 x 191  
BULB: (2) 60 w/c  
BACKPLATE: 5"D 127mm

## 8716

29.5"D x 23.5"H  
mm: 749 x 597  
BULB: (6) 60 w/c  
CANOPY: 5.5"D 140mm

## 8719

36.5"D x 23.5"H  
mm: 927 x 597  
BULB: (9) 60 w/c  
CANOPY: 5.5"D 140mm

## SHADE

3.5"T x 5.5"B x 5"H  
mm: 89 x 140 x 127  
MATERIAL: Faux Silk

## FINISHES

Aged Brass (AGB)  
Old Bronze (OB)  
Polished Nickel (PN)



303-AGB



302-SN



301-OB



306-PN

**301**  
4.5"W x 12"H x 5"E  
mm: 114 x 305 x 127  
**BULB:** (1) 60 w/c  
**BACKPLATE:** 4.5"SQ 114mm

**302**  
14"W x 12"H x 5"E  
mm: 356 x 305 x 127  
**BULB:** (2) 60 w/c  
**BACKPLATE:** 4.5"SQ 114mm

**303**  
20"W x 12"H x 5"E  
mm: 508 x 305 x 127  
**BULB:** (3) 60 w/c  
**BACKPLATE:** 4.5"SQ 114mm

**306**  
25"D x 18" Min. H x 66" Max. H  
mm: 635 x 458 x 1676  
**BULB:** (6) 60 w/c  
**CANOPY:** 4.5"D 114mm

**SHADE**  
4"D x 4.75"H  
mm: 102 x 121

**FINISHES**  
Aged Brass (AGB)  
Old Bronze (OB)  
Polished Nickel (PN)  
Satin Nickel (SN)

**Max. H** Maximum Height measurement includes: (1) 3" stem 76mm, (1) 6" stem 152mm, (1) 12" stem 305mm, (2) 18" stem 457mm and hang straight canopy.

# PORTLAND

We've adapted the classic coach lamp to create our Portland family. Opal glass evenly diffuses glowing white light from within the lamps' cylindrical cages. Hook-and-eye hangers add a hint of rustic charm to an otherwise contemporary fixture.



8501-PN



8521-HN



8531-HB



8533-HN

## 8501

5.5"W x 14.5"H x 6.75"E  
mm: 140 x 368 x 171  
**BULB:** (1) 100 w/m  
**BACKPLATE:** 5"D 127mm

## 8521

4.25"D x 15.5"H  
mm: 108 x 394  
**BULB:** (1) 100 w/m  
**CANOPY:** 5"D 127mm

## 8531

5.5"D x 19"H  
mm: 140 x 483  
**BULB:** (1) 100 w/m  
**CANOPY:** 5"D 127mm

## 8533

32"L x 5.5"W x 20" Min. H – 74" Max. H  
mm: 813 x 508 x 1880  
**BULB:** (3) 100 w/m  
**CANOPY:** 5"D 127mm

## FINISHES

Historic Bronze (HB)  
Historic Nickel (HN)  
Polished Nickel (PN)

**Max. H** – Maximum Height measurement includes: (1) 3" stem 76mm, (1) 6" stem 152mm, (1) 12 stem 305mm, (2) 18" stem 457mm and hang straight canopy.

# BETHESDA

A six-pointed star is the basis of our Bethesda family. Sturdily cast in solid metal, it stands in bas relief on the wall sconce's backplate. In the chandelier, it acts as the arms, suspended from a ball body near a wide hoop holder. Bethesda is sure to be the star of the show in any room.



4081-AGB



4081-AS-WS



4086-PN-WS

## 4081

5.25"W x 14"H x 6.25"E  
mm: 133 x 355 x 160  
BULB: (1) 60 w/c  
BACKPLATE: 5.25"D 133mm

## 4086

30.5"D x 22.25"H  
mm: 775 x 564  
BULB: (6) 60 w/c  
CANOPY: 6"D 152mm

## SHADE

5.25" D x 5.5"H  
mm: 133 x 140  
MATERIAL: Eco Paper  
or Faux Silk\*

## FINISHES

Aged Brass (AGB)  
Aged Silver (AS)  
Polished Nickel (PN)

## NOTES

\*Fixtures are available with either Eco Paper (standard shade) or White Faux Silk Shades. To choose White Faux Silk shades "-WS" must be added after fixture finish.





CABINETS BY WOODMODE

# MANSFIELD

Visitors to Versailles are eased into the palace through bare limestone foyers in a clean neoclassic style. The only hint of the incomparable lavishness that lies ahead comes from a series of shining, barrel-shaped brass lanterns, crowned with curvaceous bell tops. Best appreciated in the round, our Mansfield collection faithfully reproduces the memorable fixtures that still usher guests into the regal splendor of France's premier château.



1310-DB



1320-DB

### 1310

10"D x 16"H  
mm: 254 x 406

**BULB:** (3) 60 w/c

**CANOPY:** 5"D 127mm

### 1320

20"D x 37.5"H  
mm: 508 x 953

**BULB:** (10) 60 w/c

**CANOPY:** 5"D 127mm

### FINISHES

Antique Nickel (AN)  
Distressed Bronze (DB)  
Polished Nickel (PN)



1302-AN



1301-PN



1315-PN

## 1301

5.5"W x 12.5"H x 4.25"E  
 mm: 140 x 318 x 108  
**BULB:** (1) 60 w/c  
**BACKPLATE:** 5.5"W x 11"H  
 mm: 140 x 279

## 1302

9"W x 12.5"H x 4.75"E  
 mm: 229 x 318 x 121  
**BULB:** (2) 60 w/c  
**BACKPLATE:** 8.25"W x 11"H  
 mm: 210 x 279

## 1315

15"D x 26"H  
 mm: 381 x 660  
**BULB:** (4) 60 w/c  
**CANOPY:** 5"D 127mm

## FINISHES

Antique Nickel (AN)  
 Distressed Bronze (DB)  
 Polished Nickel (PN)



# MILLBROOK

A candelabra set in a glass frame maintains its enduring appeal, equally at home in an entryway and above a landing as over a kitchen island and nearby dining table. Millbrook's metal arches and glass panes evoke the atmosphere of history, knowledge, and culture you find in England's centuries-old universities.



8409-AGB



8420-DB

## 8409

8.5"W x 15.75"H

mm: 216 x 400

**BULB:** (3) 60 w/c

**CANOPY:** 5.75"D 146mm

## 8420

20"W x 36"H

mm: 508 x 914

**BULB:** (8) 60 w/c

**CANOPY:** 5.75"D 146mm

## FINISHES

Aged Brass (AGB)

Distressed Bronze (DB)

Historic Nickel (HN)

Polished Nickel (PN)



# MILLBROOK



8401-PN ADA



8410-PN



8414-AGB

**8401**  
5.5"W x 13"H x 4"E  
mm: 140 x 330 x 102  
BULB: (1) 60 w/c

**8410**  
10"W x 24.75"H  
mm: 254 x 629  
BULB: (4) 60 w/c  
CANOPY: 5.75"D 146mm

**8414**  
14"W x 34"H  
mm: 356 x 864  
BULB: (4) 60 w/c  
CANOPY: 5.75"D 146mm

**FINISHES**  
Aged Brass (AGB)  
Distressed Bronze (DB)  
Historic Nickel (HN)  
Polished Nickel (PN)



8402-DB ADA



8412-HN



8416-PN

## 8402

9.5"W x 13.5"H x 4"E  
mm: 241 x 343 x 102  
BULB: (2) 60 w/c

## 8412

12"W x 22.25"H  
mm: 305 x 565  
BULB: (4) 60 w/c  
CANOPY: 5.75"D 146mm

## 8416

16"W x 29.5"H  
mm: 406 x 749  
BULB: (4) 60 w/c  
CANOPY: 5.75"D 146mm

## FINISHES

Aged Brass (AGB)  
Distressed Bronze (DB)  
Historic Nickel (HN)  
Polished Nickel (PN)

# LARCHMONT

Cast metal rings, enhanced with eye-catching beaded details, create the barrel framework for Larchmont's shining panes of clear, curved glass. Smooth cast metalwork creates an iconic cupola shape and the refined candelabra that sits at its center.



7816-HN



7812-PN



7801-AGB ADA

## 7801

5.5"W x 11.5"H x 3.5"E  
mm: 140 x 292 x 89

**BULB:** (1) 60 w/c

**BACKPLATE:** 5.5"W x 11.5"H  
mm: 140 x 292

## 7812

12.5"D x 22"H  
mm: 318 x 559

**BULB:** (3) 60 w/c

**CANOPY:** 5.75"D 146mm

## 7816

16.5"D x 29"H  
mm: 419 x 737

**BULB:** (4) 60 w/c

**CANOPY:** 5.75"D 146mm

## FINISHES

Aged Brass (AGB)  
Distressed Bronze (DB)  
Historic Nickel (HN)  
Polished Nickel (PN)



7809-HN



7802-DB



7820-AGB

## 7802

9.25"W x 11.5"H x 5"E  
mm: 235 x 292 x 127  
**BULB:** (2) 60 w/c  
**BACKPLATE:** 9"W x 11.5"H  
mm: 229 x 292

## 7809

8.5"D x 15.5"H  
mm: 216 x 394  
**BULB:** (3) 60 w/c  
**CANOPY:** 5.75"D 146mm

## 7820

20.5"D x 37.5"H  
mm: 521 x 953  
**BULB:** (5) 60 w/c  
**CANOPY:** 5.75"D 146mm

## FINISHES

Aged Brass (AGB)  
Distressed Bronze (DB)  
Historic Nickel (HN)  
Polished Nickel (PN)





# AMELIA

---

Lacey and light, a trellis of circular scrollwork tops Amelia with a touch of whimsy. The design's airy aspect is accentuated by an oversized fixture loop and open pergola metalwork. A mouth-blown glass barrel encases the suspended candlesticks, making a botanical garden of light.



8991-AN ADA



8994-PN



8993-DB

### 8991

5.75"W x 15.5"H x 4"E  
 mm: 146 x 394 x 102  
**BULB:** (1) 60 w/c  
**BACKPLATE:** 5"W x 12"H  
 mm: 127 x 305

### 8993

10.25"D x 25.25"H  
 mm: 260 x 641  
**BULB:** (3) 60 w/c  
**CANOPY:** 5.5"D 140mm

### 8994

13.25"D x 27.75"H  
 mm: 337 x 705  
**BULB:** (4) 60 w/c  
**CANOPY:** 5.5"D 140mm

### FINISHES

Antique Nickel (AN)  
 Distressed Bronze (DB)  
 Polished Nickel (PN)

# OXFORD

---

A functioning grapevine hasp encloses the glass door to our vaulted Oxford family, a detail exemplary of the thoughtful attention we lavish on our fixtures.



6480-PN



6480-AGB



6484-OB

## 6480

10"SQ x 17.75"H

mm: 254 x 451

BULB: (4) 60 w/c

CANOPY: 5"D 127mm

## 6484

14"SQ x 22"H

mm: 356 x 559

BULB: (4) 60 w/c

CANOPY: 5"D 127mm

## FINISHES

Aged Brass (AGB)

Old Bronze (OB)

Polished Nickel (PN)



# BARSTOW

Colonial architecture joined aesthetic splendor with symbolic significance. Hexagonal pulpits, symbolizing power, majesty, wisdom, love, mercy, and justice, served as the focal point in early American meeting houses. Drawing on this architectural tradition, we cap the perfect symmetry of Barstow's six-sided lantern with an ornate cupola to form a shape as eye-catching today as it was to bygone congregations.



8813-OB



8813-AGB



8819-PN

## 8813

13.25"W x 20.5"H

mm: 337 x 521

**BULB:** (3) 60 w/c

**CANOPY:** 5.5"D 140mm

## 8819

19.5"W x 30.25"H

mm: 495 x 768

**BULB:** (6) 60 w/c

**CANOPY:** 5.5"D 140mm

## FINISHES

Aged Brass (AGB)

Old Bronze (OB)

Polished Nickel (PN)





# GAINES

Our Gaines family applies industrial details such as studded rivets, perforated metalwork, and heavy brass extrusions to twenty-first century fixtures. Gaines offers a chance to add rich textural contrast and Machine Age intrigue to any space.



2216-AGB



2216-PN



2222-HN



2222-AOB

**2216**

16"D x 43" Max. H  
 mm: 406 x 1092  
**BULB:** (3) 60 w/m  
**CANOPY:** 5.5"D 140mm

**2222**

22"D x 43" Max. H  
 mm: 559 x 1092  
**BULB:** (4) 60 w/m  
**CANOPY:** 5.5"D 140mm

**FINISHES**

Aged Brass (AGB)  
 Aged Old Bronze (AOB)  
 Historic Nickel (HN)  
 Polished Nickel (PN)



2202-HN



2206-PN



2202-AOB



2206-AGB

## 2202

12"D x 5.5"H  
mm: 305 x 140  
BULB: (2) 60 w/m

## 2206

16"D x 5.5"H  
mm: 405 x 140  
BULB: (3) 60 w/m

## FINISHES

Aged Brass (AGB)  
Aged Old Bronze (AOB)  
Historic Nickel (HN)  
Polished Nickel (PN)



# BARRINGTON

Barrington marries the smooth glow of opal glass with the classic look of a chain-hung suspension. The creamy layer of Barrington's opal shade diffuses sharp shadows, filling your space with evenly distributed ambient light. Cast metalwork holds the hemisphere of mouth-blown glass and mounts the fixture's three hanging chains. By removing the solitary chain section, Barrington converts from a pendant to a semi-flush mount.



**324-HB**

Shown as semi-flush.



**327-PN**

**324-AGB**

## 324

14"D x 24"H  
mm: 356 x 610  
BULB: (3) 100 w/m  
CANOPY: 5"D 127mm

## 327

17"D x 27.75"H  
mm: 432 x 705  
BULB: (3) 100 w/m  
CANOPY: 5"D 127mm

## FINISHES

Aged Brass (AGB)  
Historic Bronze (HB)  
Polished Nickel (PN)

## NOTES

*324 and 327 are convertible  
from pendant to  
semi-flush configurations.*





# LYNDEN

---

Alabaster is a luxurious material long esteemed for the way it allows light to pass through it, highlighting its elegant veining. Our Lynden family suspends an alabaster diffuser in a disc of Art Deco decadence, complemented by matching canopy.



**516-AN**

516/522 can be used with shortened chain for semi-flush mounting.



**516-AGB**



**522-PN**

**516**

16"D x 30"Max. H  
mm: 406 x 762  
**BULB:** (4) 40 w/c  
**CANOPY:** 5"D 127mm

**522**

22"D x 41.5"Max. H  
mm: 559 x 1054  
**BULB:** (5) 40 w/c  
**CANOPY:** 5"D 127mm

**FINISHES**

Aged Brass (AGB)  
Antique Nickel (AN)  
Distressed Bronze (DB)  
Polished Nickel (PN)

**NOTES**

*Alabaster is a natural stone. Variations in color and pattern are normal and enhance its natural beauty.*

# MIDDLEBURY

Rich metal fluting conceals the light source in our Middlebury family. The pendant's chain-hung design bathes ceiling space in a warm wash of ambient light and cascades the glinting chains in the same. A glossy opal glass diffuser softly diffuses light into the space beneath.



902-PN



901-HN



911-PN



912-AGB

## 901

15.5"D x 16.75"H

mm: 394 x 425

**BULB:** (3) 60 w/m

**CANOPY:** 5"D 127mm

## 902

21.5"D x 24.5"H

mm: 546 x 622

**BULB:** (5) 60 w/m

**CANOPY:** 5"D 127mm

## 911

13"D x 4"H

mm: 330 x 102

**BULB:** (2) 60 w/m

## 912

16"D x 4"H

mm: 406 x 102

**BULB:** (3) 60 w/m

## FINISHES

Aged Brass (AGB)

Historic Nickel (HN)

Polished Nickel (PN)



935-HN



933-PN



932-PN



931-AGB

**931**  
13"SQ x 4"H  
mm: 330 x 102  
**BULB:** (2) 60 w/m

**932**  
16"SQ x 4"H  
mm: 406 x 102  
**BULB:** (3) 60 w/m

**933**  
16.25"SQ x 16.5"H  
mm: 413 x 419  
**BULB:** (3) 60 w/m  
**CANOPY:** 5"SQ 127mm

**935**  
20.25"SQ x 22.25"H  
mm: 514 x 565  
**BULB:** (5) 60 w/m  
**CANOPY:** 5"SQ 127mm

**FINISHES**  
Aged Brass (AGB)  
Historic Nickel (HN)  
Polished Nickel (PN)





# WASHINGTON

---

To create Washington's elaborate shape, a skilled artisan works molten glass into a paste mold as an assistant assiduously turns it. With careful timing, the team produces a seamless piece of beautifully figured glasswork. Smooth cylinders of metal sporting exposed-filament bulbs complement the round contours and curves of this breathtaking outer layer of glass.



**4016-PN**

**4020-AGB**

**4016**  
15.5"D x 20"H  
mm: 394 x 508  
**BULB:** (4) 60 w/c\*  
**CANOPY:** 4.5"D 114 mm

**4020**  
20"D x 25.5"H  
mm: 508 x 648  
**BULB:** (5) 60 w/c\*  
**CANOPY:** 4.5"D 114mm

**FINISHES**  
Aged Brass (AGB)  
Polished Nickel (PN)

**NOTES**  
*\*Bulb Included (BLB-40).  
See page 685 for replacement  
bulb ordering information.  
Comes with 11' braided cord.*





# SAWYER

---

Renaissance painters pioneered the sfumato technique—a way of blurring the lines between things, which enabled them to render the human face in more lifelike form as well as create rich atmospheric effects. Not bound just to the field of painting, we use it here to achieve exactly that sense of atmosphere. In our Sawyer family, we employ a sfumato glassblowing technique to impart a misty, smoky quality to the glass. Each original glass diffuser moves from opaque to transparent, its point of transition obscure.



5712-AGB



5709-PN

**5709**

9.5"D x 12"H  
 mm: 241 x 305  
 18.5" Min. H – 69.5" Max. H  
 mm: 470 – 1765  
**BULB:** (4) 60 w/m\*  
**CANOPY:** 4.75"D 121mm

**5712**

12.25"D x 15"H  
 mm: 311 x 381  
 21.5" Min. H – 72.5" Max. H  
 mm: 546 – 1842  
**BULB:** (4) 75 w/m\*\*  
**CANOPY:** 4.75"D 121mm

**FINISHES**

Aged Brass (AGB)  
 Polished Nickel (PN)

**NOTES**

\*Bulb Included (BLB-60-T10-5.5).  
 \*\*Bulb Included (BLB-75-T10-8.5).  
 See page 685 for replacement  
 bulb ordering information.

**Max. H** Maximum Height measurement includes: (1) 3" stem 76mm, (1) 6" stem 152mm, (1) 12" stem 305mm, (2) 18" stems 457mm and hang straight canopy.





# COOLIDGE

---

Brass mesh dissolves into spun glass in our Coolidge family. Its unifying theme is the beehive, with the iconic shape most prominently displayed in its artisanal diffuser. Cast metal canopy and finial spin subtle variations on the spherical shape.



3210-PN



3200-AGB

**3200**

10"D x 14.5"H

mm: 254 x 368

**BULB:** (3) 60 w/c

**CANOPY:** 6.25"D 159mm

**3210**

10"D x 21"H

mm: 254 x 533

**BULB:** (3) 60 w/c

**CANOPY:** 5"D 127mm

**FINISHES**

Aged Brass (AGB)

Old Bronze (OB)

Polished Nickel (PN)





3210-OB



3214-PN

### 3210

10"D x 21"H  
mm: 254 x 533  
BULB: (3) 60 w/c  
CANOPY: 5"D 127mm

### 3214

14"D x 27"H  
mm: 356 x 686  
BULB: (4) 60 w/c  
CANOPY: 5"D 127mm

### FINISHES

Aged Brass (AGB)  
Old Bronze (OB)  
Polished Nickel (PN)



# HAMPTON

---

In 1887, England declared an imperial holiday to commemorate Queen Victoria's 50th year on the throne—her “golden jubilee.” Public celebrations occurred across the empire. Photographs from India show a distinctive array of glass lanterns illuminating the occasion, representing the hybrid of Anglo and Indian design sensibilities. Hampton reproduces these historic, mouth-blown glass lanterns. While the oversized bell jar originally held a reservoir of whale oil, we suspend a candelabra array to provide warm light without the mess. The upper shade deflected the oil's thick smoke to prevent it from staining the ceiling. Hampton comes in four metal finishes and three glass options, allowing you to customize the look to your own décor.





252-PN-C2



255-AGB-C2

## 252

10.25"W x 20.75"H  
mm: 260 x 527  
**BULB:** (3) 60 w/c  
**CANOPY:** 5.25"D 133mm

## 255

14.5"W x 30.75"H  
mm: 368 x 781  
**BULB:** (4) 60 w/c  
**CANOPY:** 5.25"D 133mm

## FINISHES

Aged Brass (AGB)  
Historic Nickel (HN)  
Old Bronze (OB)  
Polished Nickel (PN)

## NOTES

*Clear Glass Pattern: 1 = Plain,  
2 = Diamond Cut, 3 = Star Cut  
Example: 252-PN-C2 = Polished Nickel,  
Clear Glass with Diamond Cut.*



254-HN-C1



251-AGB-C1



253-OB-C3

**251**  
 10.25"W x 14.75"H  
 mm: 260 x 375  
**BULB:** (3) 60 w/c  
**CANOPY:** 5.25"D 133mm

**253**  
 12"W x 20.25"H  
 mm: 305 x 514  
**BULB:** (3) 60 w/c  
**CANOPY:** 5.25"D 133mm

**254**  
 12"W x 25"H  
 mm: 305 x 635  
**BULB:** (3) 60 w/c  
**CANOPY:** 5.25"D 133mm

**FINISHES**  
 Aged Brass (AGB)  
 Historic Nickel (HN)  
 Old Bronze (OB)  
 Polished Nickel (PN)

**NOTES**  
*Clear Glass Pattern: 1 = Plain,  
 2 = Diamond Cut, 3 = Star Cut  
 Example: 252-PN-C2 = Polished Nickel,  
 Clear Glass with Diamond Cut.*

# WILLET

Stripped of filigree and flourish, Willet's clean metalwork makes way for our fresh interpretation of a celebrated classic. Master glass-crafters fused an artful array of clear rods to Willet's mouth-blown glass—a dazzling effect that brings the bell-jar lantern into the twenty-first century.



200-OB



200-PN



214-PN

## 200

9"D x 14.75"H  
mm: 229 x 375  
**BULB:** (1) 60 w/m\*  
**CANOPY:** 5.5"D 140mm

## 214

16.5"D x 38.75"H  
mm: 419 x 985  
**BULB:** (4) 60 w/m\*  
**CANOPY:** 5.5"D 140mm

## FINISHES

Old Bronze (OB)  
Polished Nickel (PN)

## NOTES

\*Bulbs included (BLB-60-T10-5.5).  
See page 685 for replacement  
bulb ordering information.



210-PN



213-OB

**210**

9"D x 16.75"H  
mm: 233 x 426  
**BULB:** (1) 60 w/m\*  
**CANOPY:** 5.5"D 140mm

**213**

12.5"D x 28.25"H  
mm: 318 x 718  
**BULB:** (3) 60 w/m\*  
**CANOPY:** 5.5"D 140mm

**FINISHES**

Old Bronze (OB)  
Polished Nickel (PN)

**NOTES**

\*Bulbs included (BLB-60-T10-5.5).  
See page 685 for replacement  
bulb ordering information.



# QUINTON

---



130-OB



132-HN



134-AGB

## 130

14"W x 17.75"H

mm: 356 x 451

**BULB:** (3) 60 w/c

**CANOPY:** 5.25"D 133mm

## 132

16.25"W x 21.5"H

mm: 413 x 546

**BULB:** (3) 60 w/c

**CANOPY:** 5.25"D 133mm

## 134

18.5"W x 37.5"H

mm: 470 x 953

**BULB:** (4) 60 w/c

**CANOPY:** 5.25"D 133mm

## FINISHES

Aged Brass (AGB)

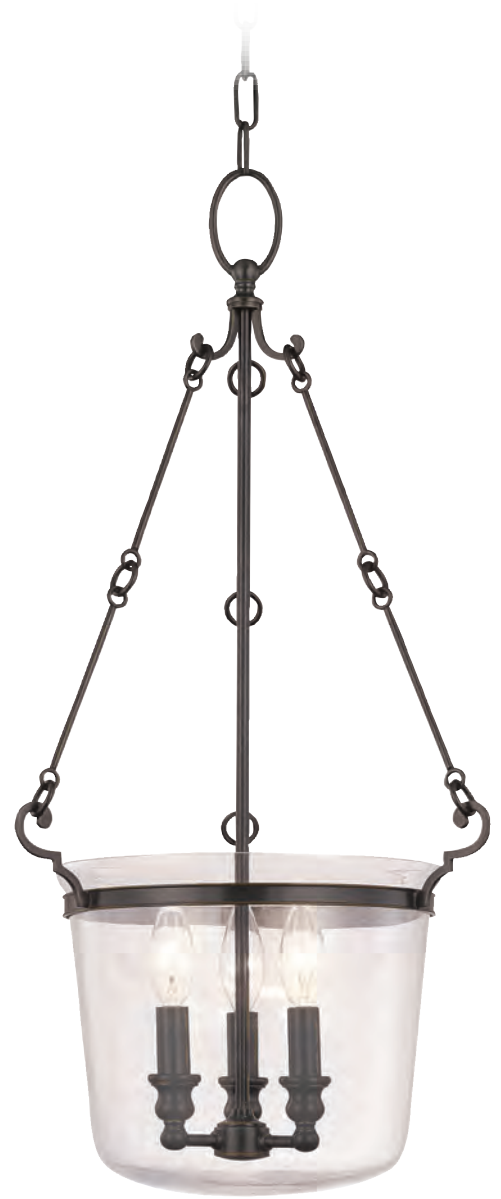
Historic Nickel (HN)

Old Bronze (OB)

Polished Nickel (PN)



133-PN



131-OB

### 131

14"W x 28"H  
mm: 356 x 711

**BULB:** (3) 60 w/c

**CANOPY:** 5.25"D 133mm

### 133

16.25"W x 33.75"H  
mm: 413 x 857

**BULB:** (3) 60 w/c

**CANOPY:** 5.25"D 133mm

### FINISHES

Aged Brass (AGB)  
Historic Nickel (HN)  
Old Bronze (OB)  
Polished Nickel (PN)

# GARDNER

---

When Ralph Waldo Emerson remarked, "The creation of a thousand forests is in one acorn," he was imagining the astounding potential of humble individuals. Not only does Gardner's mouth-blown glass embody the ambitious acorn, it is a testament to the talent of our trained artisans. The optic pattern of vertical fluting creates a lively play of light and shadows across each one of a kind glass piece.



783-AGB



784-OB

## 783

11"D x 27.5"H  
mm: 279 x 699

**BULB:** (3) 60 w/c

**CANOPY:** 5.25"D 133mm

## 784

12.75"D x 30.5"H  
mm: 324 x 775

**BULB:** (4) 60 w/c

**CANOPY:** 5.25"D 133mm

## FINISHES

Aged Brass (AGB)  
Historic Nickel (HN)  
Old Bronze (OB)  
Polished Nickel (PN)



780-PN



782-AGB



781-HN

**780**

9.25"D x 15.5"H  
mm: 235 x 394  
**BULB:** (3) 60 w/c  
**CANOPY:** 5.25"D 133mm

**781**

9.25"D x 23"H  
mm: 235 x 584  
**BULB:** (3) 60 w/c  
**CANOPY:** 5.25"D 133mm

**782**

11"D x 23.25"H  
mm: 279 x 591  
**BULB:** (3) 60 w/c  
**CANOPY:** 5.25"D 133mm

**FINISHES**

Aged Brass (AGB)  
Historic Nickel (HN)  
Old Bronze (OB)  
Polished Nickel (PN)



Brilliant light emanates from within Eaton's pristine glass bell. We suspend the custom shade—flared to resemble the iconic Liberty Bell—from a trio of metal chain links. A cast metal finial adds the decorative touch of distinction.



834-PN



833-OB

### 833

15.75"W x 28"H

mm: 400 x 711

**BULB:** (4) 60 w/c

**CANOPY:** 5.25"D 133mm

### 834

18.75"W x 34"H

mm: 476 x 864

**BULB:** (4) 60 w/c

**CANOPY:** 5.25"D 133mm

### FINISHES

Aged Brass (AGB)

Historic Nickel (HN)

Old Bronze (OB)

Polished Nickel (PN)



831-AGB



832-HN



830-OB

**830**

12.25"W x 13.75"H  
mm: 311 x 349  
**BULB:** (3) 60 w/c  
**CANOPY:** 5.25"D 133mm

**831**

12.25"W x 22"H  
mm: 311 x 559  
**BULB:** (3) 60 w/c  
**CANOPY:** 5.25"D 133mm

**832**

15.75"W x 18.5"H  
mm: 400 x 470  
**BULB:** (4) 60 w/c  
**CANOPY:** 5.25"D 133mm

**FINISHES**

Aged Brass (AGB)  
Historic Nickel (HN)  
Old Bronze (OB)  
Polished Nickel (PN)

# HANOVER



141-AGB



142-HN



143-AGB



140-PN

## 140

11"W x 14.25"H  
mm: 279 x 362  
BULB: (3) 60 w/c  
CANOPY: 5"D 127mm

## 141

12"W x 21.5"H  
mm: 305 x 546  
BULB: (3) 60 w/c  
CANOPY: 5"D 127mm

## 142

12"W x 25.75"H  
mm: 305 x 654  
BULB: (3) 60 w/c  
CANOPY: 5"D 127mm

## 143

15.5"W x 34"H  
mm: 394 x 864  
BULB: (4) 60 w/c  
CANOPY: 5"D 127mm

## FINISHES

Aged Brass (AGB)  
Historic Nickel (HN)  
Polished Nickel (PN)

# PIERCE

In many iconic chandeliers of 1920s Paris, strings of beaded crystal would swag out from the canopy, meeting a rim that would suspend an opulent demi-globe. Pierce tips its hat to those grand chandeliers while taking off in a bold new direction. A hand-cut chevron pattern, inscribed on a globe, encloses candelabra bulbs. Over the past couple of years, the fashion world's creative application of it has resulted in renewed popularity. Like the allure of crystal, chevron's visual kinetic pull is timeless.



5315-AGB



5311-PN

## 5311

10.5"D x 22"H  
mm: 267 x 558

**BULB:** (3) 60 w/c

**CANOPY:** 4.75"D 121mm

## 5315

15"D x 34"H  
mm: 381 x 864

**BULB:** (6) 60 w/c

**CANOPY:** 4.75"D 121mm

## FINISHES

Aged Brass (AGB)

Polished Nickel (PN)





# HVERHILL

---

Our Haverhill family offers the Hudson Valley twist on an industrial icon, produced in some form by numerous manufacturers. We set ours apart with numerous details, such as the metal-rimmed Fresnel lens glass diffuser which focuses the light for better task lighting. Other details include the knurled thumbscrews at the end of the slender arms securing the vertically embossed shade in place, displaying our commitment to authenticity.



7301-SN



7301-AGB



7311-PN



7313-AGB

## 7301

8"W x 10"H x 9.5"E  
mm: 203 x 254 x 241  
**BULB:** (1) 100 w/m  
**BACKPLATE:** 5.25"D 133mm

## 7311

12"D x 19.5" Min. H – 73.5" Max. H  
mm: 305 x 495 – 1867  
**BULB:** (1) 150 w/m  
**CANOPY:** 5.25"D 133mm

## 7313

48"L x 12"W x 33.5" Min. H – 87.5" Max. H  
mm: 1219 x 305 x 851 – 2223  
**BULB:** (3) 100 w/m  
**CANOPY:** 5.25"D 133mm

## FINISHES

Aged Brass (AGB)  
Old Bronze (OB)  
Polished Nickel (PN)  
Satin Nickel (SN)

**Max. H** Maximum Height measurement includes: (1) 3" stem 76mm, (1) 6" stem 152mm, (1) 12" stem 305mm, (2) 18" stems 457mm and hang straight canopy.

# HAVERHILL



7315-AGB



7308-OB



7312-SN

## 7308

8"D x 17" Min. H – 71.5" Max. H  
 mm: 203 x 432 – 1816  
**BULB:** (1) 100 w/m  
**CANOPY:** 5.25"D 133mm

## 7312

45"L x 16"W x 37.5" Min. H – 91.5" Max. H  
 mm: 1143 x 406 x 953 – 2324  
**BULB:** (2) 300 w/m  
**CANOPY:** 5.25"D 133mm

## 7315

16.5"D x 26" Min. H – 80" Max. H  
 mm: 419 x 660 – 2032  
**BULB:** (1) 300 w/m  
**CANOPY:** 5.25"D 133mm

## FINISHES

Aged Brass (AGB)  
 Old Bronze (OB)  
 Polished Nickel (PN)  
 Satin Nickel (SN)

**Max. H** Maximum Height measurement includes: (1) 3" stem 76mm, (1) 6" stem 152mm, (1) 12" stem 305mm, (2) 18" stems 457mm and hang straight canopy.





# CANTON

---

Gaslights required airtight connections and durable glasswork, making it necessary to construct fixtures to exacting standards. We apply these same rigorous design principles to our 21st century electric fixtures, resulting in works of both solidity and sophistication. Canton's pipe tubing harkens to historical precedent, while cast metal rings at either end of the opal glass shade emphasize its oblong shape.





9812-PN



9809-ON



9815-OB



9813-ON

## 9809

9"D x 13" Min. H x 67" Max. H  
mm: 229 x 330 x 1702  
**BULB:** (1) 100 w/m  
**CANOPY:** 5.5"D 140mm

## 9812

12"D x 13.5" Min. H x 67.5" Max. H  
mm: 305 x 343 x 1714  
**BULB:** (1) 150 w/m  
**CANOPY:** 5.5"D 140mm

## 9813

48"L x 12"W x 32" Min. H x 86" Max. H  
mm: 1219 x 305 x 813 x 2184  
**BULB:** (3) 150 w/m  
**CANOPY:** 5.5"D 140mm

## 9815

15"D x 15.25" Min. H x 69.25" Max. H  
mm: 381 x 387 x 1759  
**BULB:** (1) 150 w/m  
**CANOPY:** 5.5"D 140mm

## FINISHES

Old Bronze (OB)  
Old Nickel (ON)  
Polished Nickel (PN)

**Max. H** Maximum Height measurement includes: (1) 3" stem 76mm, (1) 6" stem 152mm, (1) 12" stem 305mm, (1) 18" stem 457mm and hang straight canopy.



9815F-PN



9809F-OB



9812F-ON

**9809F**

9"D x 11.5"H  
mm: 229 x 292  
**BULB:** (1) 100 w/m  
**CANOPY:** 5.5"D 140mm

**9812F**

12"D x 12"H  
mm: 305 x 305  
**BULB:** (1) 100 w/m  
**CANOPY:** 5.5"D 140mm

**9815F**

15"D x 13"H  
mm: 381 x 330  
**BULB:** (1) 100 w/m  
**CANOPY:** 5.5"D 140mm

**FINISHES**

Old Bronze (OB)  
Old Nickel (ON)  
Polished Nickel (PN)

# ORCHARD PARK



7711-AGB



7701-HN



7712-HN

## 7701

6"W x 12"H x 8"E  
mm: 152 x 305 x 203  
**BULB:** (1) 60 w/c  
**BACKPLATE:** 5"D 127mm  
**SHADE:** 4"T x 6"B x 5.5"H  
mm: 102 x 152 x 140

## 7711

14.5"D x 24" Min. H – 72" Max. H  
mm: 368 x 610 – 1829  
**BULB:** (1) 100 w/m  
**CANOPY:** 5"D 127mm  
**SHADE:** 10.25"T x 14.5"B x 10"H  
mm: 260 x 368 x 254

## 7712

46"L x 14.5"W x 34" Min. H – 82" Max. H  
mm: 1168 x 368 x 864 – 2083  
**BULB:** (2) 100 w/m  
**CANOPY:** 5"D 127mm  
**SHADE:** 10.25"T x 14.5"B x 10"H  
mm: 260 x 368 x 254

## FINISHES

Aged Brass (AGB)  
Historic Bronze (HB)  
Historic Nickel (HN)

**Max. H** Maximum Height measurement includes: (1) 6" stem 152mm, (1) 12" stem 305mm, (2) 18" stems 457mm and hang straight canopy.



7821-HN



7821-HB



7822-AGB

## 7821

12.5"D x 19" Min. H – 67" Max. H  
mm: 318 x 483 – 1702

**BULB:** (1) 100 w/m  
**CANOPY:** 5"D 127mm

## 7822

50.25"L x 12.5"W x 29" Min. H – 77" Max. H  
mm: 1276 x 318 x 737 – 1956

**BULB:** (3) 100 w/m  
**CANOPY:** 5"D 127mm

## FINISHES

Aged Brass (AGB)  
Historic Bronze (HB)  
Historic Nickel (HN)

**Max. H** Maximum Height measurement includes: (1) 6" stem 152mm, (1) 12" stem 305mm, (2) 18" stems 457mm and hang straight canopy.





# COLTRANE

---

Whether or not diamonds are forever, their shape certainly has enduring appeal. Coltrane takes a diamond shape and splits it into two. The top half is black textured metal. The bottom half is clear acrylic. In the middle, a plated band runs around all four sides. Coltrane makes it easy to “hold a diamond in your mind.”



4515-PN



4510-AGB

**4510**

10"SQ x 19.25"H  
mm: 254 x 489

**BULB:** (4) 40 w/c G16 1/2

**CANOPY:** 4.75"D 121mm

**4515**

15"SQ x 28.5"H  
mm: 381 x 724

**BULB:** (8) 40 w/c G16 1/2

**CANOPY:** 4.75"D 121mm

**FINISHES**

Aged Brass (AGB)  
Polished Nickel (PN)

# HALCYON

In the Vienna Workshops, Josef Hoffman and his peers strived to create a national decorative arts and a sustainable model for makers, lifting domestic items to the status of art. Halcyon's fitter, with its diamond perforation in metal, is reminiscent of their patterns and textures.



7210-PN



7214-AGB



7210-OB

## 7210

10"D x 12.5" Min. H – 69.5" Max. H  
mm: 254 x 318 – 1765  
**BULB:** (1) 60 w/m G25\*  
**CANOPY:** 6"D 152mm

## 7214

14"D x 17" Min. H – 74" Max. H  
mm: 355 x 432 – 1880  
**BULB:** (1) 60 w/m G40\*\*  
**CANOPY:** 6"D 152mm

## FINISHES

Aged Brass (AGB)  
Old Bronze (OB)  
Polished Nickel (PN)

## NOTES

\*Bulb included (BLB-60-G25).  
\*\*Bulb included (BLB-60-G40).  
See page 685 for replacement bulb ordering information.


**Max. H** Maximum Height measurement includes: (1) 3" stem 76mm, (1) 6" stem 152mm, (1) 12" stem 305mm, (2) 18" stems 457mm and canopy.

# COFFEY

A work of beguiling simplicity, Coffey pins a sculptural thick glass shade to a long bulb base cylinder. So doing, it creates a sophisticated work of texturally layered simplicity. The striking beauty of the vintage Edison-style bulb with which it is fitted is plain to see in this context.



7912-PN



7916-AGB

## 7912

12"D x 11.5"H  
mm: 305 x 292  
15" Min. H – 69" Max. H  
mm: 381 – 1753  
**BULB:** (1) 60 w/m\*  
**CANOPY:** 5"D 127mm

## 7916

16"D x 14.75"H  
mm: 406 x 375  
18" Min. H – 72" Max. H  
mm: 457 – 1829  
**BULB:** (1) 60 w/m\*  
**CANOPY:** 5"D 127mm

## FINISHES

Aged Brass (AGB)  
Polished Nickel (PN)

## NOTES

\*Bulb included (BLB-60).  
See page 685 for replacement  
bulb ordering information.

**Max. H** Maximum Height measurement includes: (1) 3" stem 76mm, (1) 6" stem 152mm, (1) 12" stem 305mm, (2) 18" stems 457mm and canopy.





# SUMNER

---

The hanging globe—half opaque white glass diffuser, half metallic shell—is a perennial favorite. In our Sumner family, thumbscrews with lathe-cut knurling add to its industrial evocations.



2315-AGB



2309-PN



2312-OB

**2309**  
9"D x 10.5"H  
mm: 229 x 267  
**BULB:** (1) 75 w/m  
**CANOPY:** 5.5"D 140mm

**2312**  
11.5"D x 13.5"H  
mm: 292 x 343  
**BULB:** (1) 100 w/m  
**CANOPY:** 5.5"D 140mm

**2315**  
14"D x 16.75"H  
mm: 356 x 425  
**BULB:** (1) 150 w/m  
**CANOPY:** 5.5"D 140mm

**FINISHES**  
Aged Brass (AGB)  
Old Bronze (OB)  
Polished Nickel (PN)



# GATSBY

---

Three discs of Spanish alabaster with smoothly rounded edges, each incrementally wider than the one preceding it, make Gatsby a glamorous stand-out. Taking a tip from the Danish mid-century design playbook, we've stacked each alabaster disc at an equal distance from each other along three metal rods. The resulting space between them allows light to escape in oblique ways. This means glare-free light both shines down through the porous alabaster as well as seeps out from behind an opal diffuser in all directions, making Gatsby an ambient triumph.





9016F-PN



9012F-AGB



9016-PN



9012-AGB

## 9012

11.75"W x 12.5" Min. H – 66.5" Max. H  
mm: 298 x 318 – 1689

LED: 12w, 120 volt, 810 lumens  
3000K, 90 CRI, Dimmable  
CANOPY: 4.75"D 121mm

## 9012F

11.75"W x 7.5" H  
mm: 298 x 191

LED: 12w, 120 volt, 810 lumens  
3000K, 90 CRI, Dimmable  
CANOPY: 8"D 203mm

## 9016

15.75"W x 12.5" Min. H – 66.5" Max. H  
mm: 400 x 318 – 1689

LED: 12w, 120 volt, 810 lumens  
3000K, 90 CRI, Dimmable  
CANOPY: 4.75"D 121mm

## 9016F

15.75"W x 7.5" H  
mm: 400 x 191

LED: 12w, 120 volt, 810 lumens  
3000K, 90 CRI, Dimmable  
CANOPY: 8"D 203mm

## FINISHES

Aged Brass (AGB)  
Polished Nickel (PN)

**Max. H** Maximum Height measurement includes: (1) 3" stem 76mm, (1) 6" stem 152mm, (1) 12" stem 305mm, (2) 18" stems 457mm and hang straight canopy.



# OVID

Ovid updates a mid-century modern classic—the conical pendant. Thick metal with a fine finish (inside and out), a black braided cord, and a mirrored use of the cone motif all enhance this understated fixture.



1920-OB



1920-AGB



1920-PN

## 1920

6.5"D x 13.75"H

mm: 165 x 349

**BULB:** (1) 60 w/m

**CANOPY:** 4.5"D 114mm

## FINISHES

Aged Brass (AGB)

Old Bronze (OB)

Polished Nickel (PN)

## NOTES

*Comes with 10' braided cord.*

# MASONVILLE

With a fixed outer frame and a moveable inner frame, Masonville allows you to alternate between a flat or three-dimensional appearance. Tailor it to the needs of the space or mix it up to keep away the doldrums. The family comes in three iconic shapes: circle, diamond, and soft rectangle.



3030-PN



3040-OB



3050-AGB



**3030**  
6.25"W x 15"H  
mm: 159 x 381  
**BULB:** (1) 75 w/m\*  
**CANOPY:** 4.5"D 114mm

**3040**  
9.75"W x 15"H  
mm: 248 x 381  
**BULB:** (1) 75 w/m\*  
**CANOPY:** 4.5"D 114mm

**3050**  
13.75"W x 15"H  
mm: 349 x 381  
**BULB:** (1) 75 w/m\*  
**CANOPY:** 4.5"D 114mm

**FINISHES**  
Aged Brass (AGB)  
Old Bronze (OB)  
Polished Nickel (PN)

**NOTES**  
*\*Bulb included (BLB-75-T10-8.5).  
See page 685 for replacement  
bulb ordering information.  
Comes with 10' braided cord.*

# COLEBROOK



1041-PN



1041-AGB



1041-OB



1051-OB



1051-AGB



1051-PN

## 1041

4.5" SQ x 14.75"H x 80.75" Max. H  
mm: 114 x 375 x 2051  
BULB: (1) 75 w/m\*  
CANOPY: 4.75"D 121mm

## 1051

10"D x 14.25"H x 80.25" Max. H  
mm: 254 x 362 x 2038  
BULB: (1) 75 w/m\*  
CANOPY: 4.75"D 121mm

## FINISHES

Aged Brass (AGB)  
Old Bronze (OB)  
Polished Nickel (PN)

## NOTES

\*Bulb Included (BLB-75-T10-9.5).  
See page 685 for replacement  
bulb ordering information.  
Comes with 10' braided cord.

# HAYES

During the Machine Age, the safety of the worker became a matter of pivotal importance. Consequently, safety features were designed into lighting fixtures for use in massive factories. What once would have been for protection is now a matter of visual intrigue. Hayes encapsulates an LED-powered light bulb in a frosted white glass tube; Machine Age metal mesh surrounds this column of light.



1623-AGB

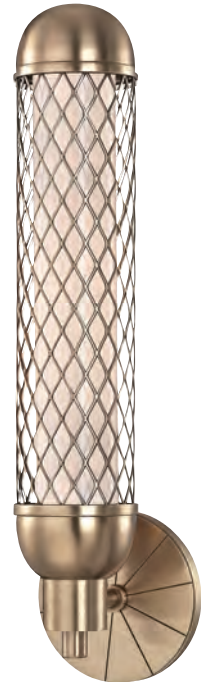


1624-PN

1621 can be used as an uplight or a downlight.



1621-OB



1621-AGB

## 1621

5"W x 19.25"H x 5.25"E  
mm: 127 x 489 x 133  
**BULB:** (1) 7 watt T8 LED\*  
**BACKPLATE:** 5"D 127mm

## 1623

3.5"D x 18.25"H  
mm: 89 x 464  
**BULB:** (1) 7 watt T8 LED\*  
**CANOPY:** 5"D 127mm

## 1624

4.5"D x 23"H  
mm: 114 x 584  
**BULB:** (1) 7 watt T8 LED\*  
**CANOPY:** 5"D 127mm

## FINISHES

Aged Brass (AGB)  
Old Bronze (OB)  
Polished Nickel (PN)

## NOTES

\*Bulb included (BLB-7WF-T8).  
See page 685 for replacement bulb ordering information.  
Comes with 10' braided cord.





# HERKIMER

---

If we had to sum up our Herkimer family in one word, it would be “presence.” The thick top shade contrasts in texture and width with the perforated shade it envelops. At the center, an opal etched ball hangs low, softly diffusing the light. Herkimer presents a unique update of Danish mid-century modern lighting principles.



3317-AGB



3300-AGB



3325-PN

## 3300

17.5"W x 17"H x 20"E  
mm: 445 x 432 x 508

**BULB:** (1) 75 w/m

**BACKPLATE:** 5"W x 12.75"H  
mm: 127 x 324

## 3317

17.5"D x 11.5"H  
mm: 445 x 292

**BULB:** (1) 100 w/m

**CANOPY:** 4.75"D 121mm

## 3325

25.5"D x 16.5H"  
mm: 648 x 419

**BULB:** (1) 150 w/m

**CANOPY:** 4.75"D 121mm

## FINISHES

Aged Brass (AGB)  
Polished Nickel (PN)





SAXONY DESIGN BUILD PHOTO BY ALISON DUKE

# MASSENA

Massena gives designer treatment to industrial lighting. We contrast the metal shade's smooth dome with the collar's strong details. Cutout vents cast upward light and reveal a pristine porcelain lamp socket holder. Massena's interior is fully finished in white gloss to amplify downlight, while an etched glass diffuser, secured by diamond-knurled thumbscrews, softens shadows and shield eyes from glare.



**4610-AGB**



**4620-WPN**

4620 only available in Aged Brass, (AGB), Old Bronze (OB),  
Satin Nickel (SN) and White Polished Nickel (WPN).

### 4610

9.5"D x 16" Min. H – 70" Max. H  
mm: 241 x 406 – 1778  
**BULB:** (1) 100 w/m  
**CANOPY:** 6"D 152mm

### 4620

19.5"D x 26.5" Min. H – 80.5" Max. H  
mm: 495 x 673 – 2045  
**BULB:** (1) 150 w/m  
**CANOPY:** 7"D 178mm

### FINISHES

Aged Brass (AGB)  
Old Bronze (OB)  
Polished Nickel (PN)  
Satin Nickel (SN)  
White Polished Nickel (WPN)

**Max. H** Maximum Height measurement includes: (1) 3" stem 76mm, (1) 6" stem 152mm, (1) 12" stem 305mm, (2) 18" stems 457mm and hang straight canopy.





**4614-AGB**



**4610-OB**



**4614-PN**

## **4610**

9.5"D x 16" Min. H – 70" Max. H  
mm: 241 x 406 – 1778

**BULB:** (1) 100 w/m

**CANOPY:** 6"D 152mm

## **4614**

13.5"D x 21" Min. H – 75" Max. H  
mm: 343 x 533 – 1905

**BULB:** (1) 150 w/m

**CANOPY:** 7"D 178mm

## **FINISHES**

Aged Brass (AGB)

Old Bronze (OB)

Polished Nickel (PN)

Satin Nickel (SN)

White Polished Nickel (WPN)

**Max. H** Maximum Height measurement includes: (1) 3" stem 76mm, (1) 6" stem 152mm, (1) 12" stem 305mm, (2) 18" stems 457mm and hang straight canopy.



# DARIEN

---

Darien's charm lies in its details and dimensions. An oversized ornamental swivel, a double-ringed socket holder, and industrial rivets at the top of the shade are a few examples. Available with either an opal glass white diffuser or a metal shade, its finish continues on the inside in the latter, adding a distinctive touch.



9615-DB



9611-HN



9608-PN



9601-PN

## 9601

8"W x 14"H x 9.75"E  
mm: 203 x 356 x 248  
**BULB:** (1) 100 w/m  
**BACKPLATE:** 6"D 152mm

## 9608

8"D x 18" Min. H – 72" Max. H  
mm: 203 x 457 – 1829  
**BULB:** (1) 100 w/m  
**CANOPY:** 6"D 152mm

## 9611

11"D x 21.75" Min. H – 75.5" Max. H  
mm: 279 x 552 – 1918  
**BULB:** (1) 150 w/m  
**CANOPY:** 7"D 178mm

## 9615

15"D x 29" Min. H – 83" Max. H  
mm: 381 x 737 – 2108  
**BULB:** (1) 150 w/m  
**CANOPY:** 8"D 203mm

## FINISHES

Distressed Bronze (DB)  
Historic Nickel (HN)  
Polished Nickel (PN)

**Max. H** – Maximum Height measurement includes: (1) 3" stem 76mm, (1) 6" stem 152mm, (1) 12" stem 305mm, (2) 18" stem 457mm and hang straight canopy.



9911-DB



9908-HN



9915-HN



9901-DB

**9901**  
8"W x 14"H x 9.75"E  
mm: 203 x 356 x 248  
**BULB:** (1) 75 w/m  
**BACKPLATE:** 6"D 152mm

**9908**  
8"D x 18" Min. H – 72" Max. H  
mm: 203 x 457 – 1829  
**BULB:** (1) 75 w/m  
**CANOPY:** 6"D 152mm

**9911**  
11"D x 21.75" Min. H – 75.5" Max. H  
mm: 279 x 552 – 1918  
**BULB:** (1) 100 w/m  
**CANOPY:** 7"D 178mm

**9915**  
15"D x 29" Min. H – 83" Max. H  
mm: 381 x 737 – 2108  
**BULB:** (1) 150 w/m  
**CANOPY:** 8"D 203mm

**FINISHES**  
Distressed Bronze (DB)  
Historic Nickel (HN)

**Max. H** – Maximum Height measurement includes: (1) 3" stem 76mm, (1) 6" stem 152mm, (1) 12" stem 305mm, (2) 18" stem 457mm and hang straight canopy.





# RANDOLPH

---

Randolph's Victorian refinement merges with industrial practicality. Rather than a metal shade to meet the strict down-lighting requirements of a factory floor, we've outfitted Randolph with a glossy dome of opal glass to deliver bright task lighting beneath the fixture and warm ambient light throughout the room. Pendants are adjustable and feature details—including cloth cording, heat vents, and cast linear steps—that display our hallmark quality.



2612-AGB



2621-AGB



2623-PN



2622-HB

## 2612

10"D x 9.25"H  
mm: 254 x 235  
**BULB:** (1) 100 w/m  
**CANOPY:** 6.5"D 165mm

## 2621

7"D x 14" Min. H – 68" Max. H  
mm: 178 x 356 – 1727  
**BULB:** (1) 100 w/m  
**CANOPY:** 5.25"D 133mm

## 2622

10"D x 18" Min. H – 72" Max. H  
mm: 254 x 457 – 1829  
**BULB:** (1) 150 w/m  
**CANOPY:** 5.25"D 133mm

## 2623

13"D x 21.5" Min. H – 75.5" Max. H  
mm: 330 x 546 – 1918  
**BULB:** (1) 150 w/m  
**CANOPY:** 5.25"D 133mm

## FINISHES

Aged Brass (AGB)  
Historic Bronze (HB)  
Polished Nickel (PN)  
Satin Nickel (SN)

**Max. H** – Maximum Height measurement includes: (1) 3" stem 76mm, (1) 6" stem 152mm, (1) 12" stem 305mm, (2) 18" stem 457mm and hang straight canopy.

# PELHAM

---

The perfect industrial light fixture, Pelham's premium finishes exert a magnetic pull on the eye. All the functionality of the Machine Age classic lives on in our sublime update. True to its task lighting purpose, domed shades adjust to aim a broad array of light exactly where it's desired. Cast-metal tension clips affix etched-glass diffusers to the base of the bell-shaped shades, softening shadows while preserving the lamp's intensity. Pelham introduces luxury to a practical object in a number of thoughtful ways.



2209-AGB



2212-PN

## 2209

8"W x 10.75"H x 8.75"E  
mm: 203 x 273 x 222  
**BULB:** (1) 75 w/m  
**BACKPLATE:** 5.25"D 133mm

## 2212

14"D x 25" Min. H x 73" Max. H  
mm: 356 x 635 – 1854  
**BULB:** (1) 150 w/m  
**CANOPY:** 6"D 152mm

## FINISHES

Aged Brass (AGB)  
Historic Bronze (HB)  
Polished Nickel (PN)  
Satin Nickel (SN)

## NOTES

*Max. H – Maximum Height measurement includes: (1) 3" stem 76mm, (1) 6" stem 152mm, (1) 12" stem 305mm, (2) 18" stems 457mm and hang straight canopy.*



2201-AGB



2210-SN



2211-HB

## 2201

6"W x 11"H x 7.5"E  
mm: 152 x 279 x 191  
**BULB:** (1) 100 w/m  
**BACKPLATE:** 5.25"D 133mm

## 2210

8"D x 16" Min. H – 64" Max. H  
mm: 203 x 406 – 1626  
**BULB:** (1) 100 w/m  
**CANOPY:** 6"D 152mm

## 2211

10.5"D x 20" Min. H – 68" Max. H  
mm: 267 x 508 – 1727  
**BULB:** (1) 100 w/m  
**CANOPY:** 6"D 152mm

## FINISHES

Aged Brass (AGB)  
Historic Bronze (HB)  
Polished Nickel (PN)  
Satin Nickel (SN)

## NOTES

*Max. H – Maximum Height measurement includes: (1) 3" stem 76mm, (1) 6" stem 152mm, (1) 12" stem 305mm, (2) 18" stems 457mm and hang straight canopy.*



# NAUGATUCK

We built these 19th century dock lights to marine standards of durability. Naugatuck's pressed glass diffuser fastens with cast metal tension clips to shield these nautically inspired lamps from the surf's spray. The diffuser's concentric circle pattern complements the shade's ripple design, evoking the "Fresnel glass" used to project the beacon from a lighthouse.



5111-AN



5115-PN

## 5111

11.25"D x 17.5" Min. H – 71.5" Max. H  
mm: 286 x 445 – 1816  
**BULB:** (1) 100 w/m  
**CANOPY:** 5.75"D 146mm

## 5115

15"D x 21.25" Min. H – 75.25" Max. H  
mm: 381 x 540 – 1911  
**BULB:** (1) 150 w/m  
**CANOPY:** 5.75"D 146mm

## FINISHES

Antique Nickel (AN)  
Historic Bronze (HB)  
Polished Nickel (PN)

## NOTES

*Max. H – Maximum Height measurement includes: (1) 3" stem 76mm, (1) 6" stem 152mm, (1) 12" stem 305mm, (2) 18" stems 457mm and hang straight canopy.*



5108-HB



5109-PN



5123-PN

## 5108

8"W x 12"H x 8.75"E  
mm: 203 x 305 x 222

**BULB:** (1) 75 w/m

**BACKPLATE:** 5.75"D 146mm

## 5109

8"D x 15" Min. H – 69" Max. H  
mm: 203 x 381 – 1753

**BULB:** (1) 100 w/m

**CANOPY:** 5.75"D 146mm

## 5123

44"L x 11.75"W x 18.25" Min. H – 72.25" Max. H  
mm: 1118 x 298 x 464 – 1835

**BULB:** (3) 100 w/m

**CANOPY:** 5.75"D 146mm

## FINISHES

Antique Nickel (AN)  
Historic Bronze (HB)  
Polished Nickel (PN)

## NOTES

*Max. H – Maximum Height measurement includes: (1) 3" stem 76mm, (1) 6" stem 152mm, (1) 12" stem 305mm, (2) 18" stems 457mm and hang straight canopy.*

# HUDSON FALLS

Whether suspended from a factory's steel rafters or a barn's wooden beams, "rough service" fixtures must be built to the most durable standards. Metal shades not only protect bulbs from breaking, they direct light downward to brightly illuminate a broad work area. Hudson Falls embraces high-grade finishes to refine these rustic forms, opening a range of possibilities for today's interiors. Exquisite Edison-style bulbs complete the reclaimed style, their warm light reflecting off the shades' interiors.



8601-BPN



8618-DB

## 8601

10"W x 8.5"H – 11.75"E  
mm: 254 x 216 – 298  
**BULB:** (1) 60 w/m\*  
**BACKPLATE:** 4.5"W x 5"H  
mm: 114 x 127

## 8618

18"D x 17" Min. H – 71" Max. H  
mm: 457 x 432 – 1803  
**BULB:** (3) 60 w/m\*  
**CANOPY:** 6.25"D 159mm

## FINISHES

Black Polished Nickel (BPN)  
Distressed Bronze (DB)  
Polished Nickel (PN)

## NOTES

\*Bulbs Included (BLB-60).  
See page 685 for replacement  
bulb ordering information.

**Max. H** – Maximum Height measurement includes: (1) 3" stem 76mm, (1) 6" stem 152mm, (1) 12" stem 305mm, (2) 18" stem 457mm and hang straight canopy.



**8614-PN**



**8601-PN**



**8610-BPN**

## 8601

10"W x 8.5"H x 11.75"E  
mm: 254 x 216 x 298  
**BULB:** (1) 60 w/m\*  
**BACKPLATE:** 4.5"W x 5"H  
mm: 114 x 127

## 8610

10"D x 12.5" Min. H – 66.25" Max. H  
mm: 254 x 318 – 1683  
**BULB:** (1) 60 w/m\*  
**CANOPY:** 5.5"D 140mm

## 8614

14.5"D x 14.5" Min. H – 68.5" Max. H  
mm: 368 x 368 – 1740  
**BULB:** (2) 60 w/m\*  
**CANOPY:** 5.5"D 140mm

## FINISHES

Black/Polished Nickel (BPN)  
Distressed Bronze (DB)  
Polished Nickel (PN)

## NOTES

\*Bulbs Included (BLB-60).  
See page 685 for replacement  
bulb ordering information.

**Max. H** – Maximum Height measurement includes: (1) 3" stem 76mm, (1) 6" stem 152mm, (1) 12" stem 305mm, (2) 18" stem 457mm and hang straight canopy.





# BELMONT

---

In the early twentieth century, the northern French city of Lille was among the first to illuminate its streets, using newly engineered convex lenses. Our Belmont pendant translates these storied vintage lamps into stylish domestic settings. We join the polished prismatic glass to a sturdy metal body with custom knobbed fasteners, creating the pendant's memorable gourd figure that has endured for over 100 years.



8113-SN



8109-OB



8109-PN



8117-AGB

## 8109

10.75"D x 16.75" Min. H x 70.5" Max. H  
mm: 273 x 426 x 1791  
**BULB:** (1) 100 w/m  
**CANOPY:** 5.5"D 140mm

## 8113

15.25"D x 22" Min. H x 76" Max. H  
mm: 388 x 559 x 1930  
**BULB:** (1) 100 w/m  
**CANOPY:** 7"D 178mm

## 8117

20"D x 27.25" Min. H x 81.25" Max. H  
mm: 508 x 692 x 2064  
**BULB:** (1) 150 w/m  
**CANOPY:** 7"D 178mm

## FINISHES

Aged Brass (AGB)  
Old Bronze (OB)  
Polished Nickel (PN)  
Satin Nickel (SN)

## NOTES

*Max. H – Maximum Height measurement includes: (1) 3" stem 76mm, (1) 6" stem 152mm, (1) 12" stem 305mm, (2) 18" stems 457mm and hang straight canopy.*





# VICEROY

---

Anchoring the domed metal shade to its hanging chain, Viceroy's detailed cast socket holder suggests the pendant's nautical inspiration. A polished metal ring secures the pendant's unique down-light diffuser: a wire-mesh safety glass that recalls the fixture's rough-service roots. The shade's glossy enamel coating completes Viceroy's vintage appeal.



7714-WPN



7718-BPN



7718-WSN



7714-BSN

### 7714

12.75"D x 17.75"H  
mm: 324 x 451  
BULB: (1) 100 w/m  
CANOPY: 5"D 127 mm

### 7718

16.75"D x 23"H  
mm: 425 x 584  
BULB: (1) 150 w/m  
CANOPY: 5"D 127 mm

### FINISHES

Black Polished Nickel (BPN)  
Black Satin Nickel (BSN)  
White Polished Nickel (WPN)  
White Satin Nickel (WSN)





# LYDNEY

---

Glossy enamel coats the industrial metal shade, giving Lydney an element of glamour. Adding an additional touch of sophistication, cloth-sheathed wiring runs from canopy to shade. As for the light itself, cutouts direct additional light toward the ceiling, while the interior is entirely finished in white, amplifying the light-source.



6812-GPN



6820-BPN



6816-WPN

**6812**  
 12"D x 120" Max. H  
 mm: 305 x 3048  
**BULB:** (1) 100 w/m  
**CANOPY:** 5.5"D 140mm

**6816**  
 15.5" D x 123" Max. H  
 mm: 393 x 3137  
**BULB:** (1) 150 w/m  
**CANOPY:** 5.5"D 140mm

**6820**  
 19.5"D x 127" Max. H  
 mm: 495 x 3226  
**BULB:** (1) 150 w/m  
**CANOPY:** 5.5"D 140mm

**FINISHES**  
 Black/Polished Nickel (BPN)  
 Gray/Polished Nickel (GPN)  
 White/Polish Nickel (WPN)

**NOTES** *Comes with 8' braided cord.*

# MARION

---

Marion's clean industrial design lacks none of the details for which we're esteemed. A vintage cloth cord is visible within the bracket connecting stem and shade. Knurled thumbscrews allow you to adjust the angle of the domed metal shade, while a glass diffuser softens shadows—basking your space in an even, warm glow of light.



8011-OB



8008-PN



8011-SN

## 8008

8"D x 14" Min. H – 68" Max. H  
mm: 203 x 356 – 1727

**BULB:** (1) 100 w/m

**CANOPY:** 5"D 127mm

## 8011

11"D x 16.75" Min. H – 70.75" Max. H  
mm: 279 x 425 – 1797

**BULB:** (1) 150 w/m

**CANOPY:** 5"D 127mm

## FINISHES

Old Bronze (OB)  
Polished Nickel (PN)  
Satin Nickel (SN)

## NOTES

*Max. H – Maximum Height measurement  
includes: (1) 3" stem 76mm,  
(1) 6" stem 152mm, (1) 12" stem 305mm,  
(2) 18" stems 457mm & hang straight canopy.*

# KENDALL



8815-AGB



8810-OB



8815-PN



8820-HN

## 8810

10"D x 14.75" Min. H – 68.75" Max. H  
mm: 254 D x 375 – 1746

**BULB:** (1) 100 w/m

**CANOPY:** 6"D 152mm

## 8815

15"D x 18.25" Min. H – 72.25" Max. H  
mm: 381 x 464 – 1835

**BULB:** (1) 100 w/m

**CANOPY:** 6"D 152mm

## 8820

20"D x 20.75" Min. H – 75" Max. H  
mm: 508 x 527 – 1905

**BULB:** (1) 150 w/m

**CANOPY:** 6"D 152mm

## FINISHES

Aged Brass (AGB)  
Historic Nickel (HN)  
Old Bronze (OB)  
Polished Nickel (PN)

## NOTES

*Max. H – Maximum Height measurement includes: (1) 3" stem 76mm, (1) 6" stem 152mm, (1) 12" stem 305mm, (2) 18" stems 457mm and hang straight canopy.*



# LAMBERT



609-SN



612-AGB



615-OB



615-PN

## 609

9.5"D x 12.5"H  
mm: 242 x 318  
BULB: (1) 75 w/m  
CANOPY: 5.5"D 140mm

## 612

12.5"D x 16"H  
mm: 318 x 406  
BULB: (1) 100 w/m  
CANOPY: 5.5"D 140mm

## 615

14.5"D x 19.75" H  
mm: 368 x 502  
BULB: (1) 150 w/m  
CANOPY: 5.5"D 140mm

## FINISHES

Aged Brass (AGB)  
Old Bronze (OB)  
Polished Nickel (PN)  
Satin Nickel (SN)

# INDEPENDENCE



9116-SN



9101-OB



9111-SN



9106-SN



9119-OB



9109-SN

## 9101

11"D x 9"H  
mm: 279 x 229

**BULB:** (1) 60 w/m  
**CANOPY:** 6"D 152mm

## 9106

16"D x 10.75"H  
mm: 406 x 273

**BULB:** (1) 100 w/m  
**CANOPY:** 6"D 152mm

## 9109

19"D x 12.5"H  
mm: 483 x 318

**BULB:** (1) 100 w/m  
**CANOPY:** 6"D 152mm

## 9111

11"D x 48"Max. H  
mm: 279 x 1219

**BULB:** (1) 60 w/m  
**CANOPY:** 6"D 152mm

## 9116

16"D x 49.75"Max. H  
mm: 406 x 1264

**BULB:** (1) 100 w/m  
**CANOPY:** 6"D 152mm

## 9119

19"D x 51.5"Max. H  
mm: 483 x 1308

**BULB:** (1) 100 w/m  
**CANOPY:** 6"D 152mm

## FINISHES

Old Bronze (OB)  
Satin Nickel (SN)

**NOTES** Max. H – Maximum Height measurement includes: (1) 3" stem 76mm, (1) 6" stem 152mm, (1) 12" stem 305mm, (1) 18" stem 457mm and hang straight canopy.

# ALTAMONT

A perennial favorite for kitchen islands but just as suitable to numerous other locations, Altamont is available with either metal or paper cone shades. In cast metal, these shades showcase sumptuous finishes, rivet and seam details creating a refined industrial look. Paper shades allow light to pass through rather than funnel out and down. Accent details along the the unique ring-and-rod chain and wide hoop holders contribute to the impression Altamont makes.



5515-PN

5508-DB

5519-DB

5511-HN

## 5508

8"D x 9"H  
mm: 203 x 229  
**BULB:** (1) 75 w/m  
**CANOPY:** 6"D 152mm  
**SHADE:** 3.5"T x 8"B x 6.25"H  
mm: 89 x 203 x 165

## 5511

11"D x 11.75"H  
mm: 279 x 298  
**BULB:** (1) 100 w/m  
**CANOPY:** 6"D 152mm  
**SHADE:** 4.75"T x 11"B x 8"H  
mm: 121 x 279 x 203

## 5515

15"D x 16"H  
mm: 381 x 406  
**BULB:** (1) 150 w/m  
**CANOPY:** 6"D 152mm  
**SHADE:** 6.25"T x 15"B x 11.25"H  
mm: 159 x 381 x 286

## 5519

19"D x 20.25"H  
mm: 483 x 514  
**BULB:** (1) 150 w/m  
**CANOPY:** 6"D 152mm  
**SHADE:** 7.5" T x 19"B x 14.25"H  
mm: 191 x 483 x 362

## FINISHES

Distressed Bronze with  
Aged Brass Accents (DB)  
Historic Nickel (HN)  
Polished Nickel (PN)



5615-DB



5612-HN



5618-PN

### 5612

12.25"D x 12.75"H  
mm: 311 x 324  
**BULB:** (1) 75 w/m  
**CANOPY:** 6"D 152mm  
**SHADE:** 5.25"T x 12.25"B x 9"H  
mm: 133 x 311 x 229

### 5615

15"D x 16.75"H  
mm: 381 x 425  
**BULB:** (1) 100 w/m  
**CANOPY:** 6"D 152mm  
**SHADE:** 6.25"T x 15"B x 12"H  
mm: 159 x 381 x 305

### 5618

18"D x 21.25"H  
mm: 457 x 540  
**BULB:** (1) 150 w/m  
**CANOPY:** 6"D 152mm  
**SHADE:** 7"T x 18"B x 15.5"H  
mm: 178 x 457 x 394

### FINISHES

Distressed Bronze with  
Aged Brass Accents (DB)  
Historic Nickel (HN)  
Polished Nickel (PN)





# LANGDON

---

Corners and curves contrast in this striking pendant. The classic shape of the prismatic diffuser is reminiscent of factory lights during America's industrial era. A thick, stepped canopy and robust, nautical holder add texture and intrigue. With glass that is both lattice- and lateral-cut, domed and diamond-shaped, Langdon will add character to any room.



7111-AGB



7111-PN



7114-OB



7114-HN

## 7111

11"SQ x 13.75"H  
mm: 279 x 349  
BULB: (1) 100 w/m  
CANOPY: 5"D 127mm

## 7114

14"SQ x 16.5"H  
mm: 356 x 419  
BULB: (1) 150 w/m  
CANOPY: 5"D 127mm

## FINISHES

Aged Brass (AGB)  
Historic Nickel (HN)  
Old Bronze (OB)  
Polished Nickel (PN)

# HARRIMAN

---

Contrasting curves with edges in an intricate diffuser of prismatic glass, Harriman evenly spreads the light passing through it. Perhaps more alluring than Harriman's vintage-style glassware is the superior detailing on the fixture's cast metal holder, which includes knurled thumbscrews, crisp linear stepping, and curved arms that act as integral socket vents.



4411-AGB



4410-PN

## 4410

11.25"SQ x 12" H  
mm: 286 x 305  
**BULB:** (1) 75 w/m  
**CANOPY:** 5"D 127mm

## 4411

11.25"SQ x 14.75" Min. H – 68.75" Max. H  
mm: 286 x 375 – 1746  
**BULB:** (1) 100 w/m  
**CANOPY:** 6.25"D 159mm

## FINISHES

Aged Brass (AGB)  
Old Bronze (OB)  
Polished Nickel (PN)  
Satin Nickel (SN)

## NOTES

*Max. H – Maximum Height measurement includes: (1) 3" stem 76mm, (1) 6" stem 152mm, (1) 12" stem 305mm, (2) 18" stems 457mm & hang straight canopy.*



4414-SN



4411-OB

## 4411

11.25"SQ x 14.75" Min. H – 68.75" Max. H  
 mm: 286 x 375 – 1746  
**BULB:** (1) 100 w/m  
**CANOPY:** 6.25"D 159mm

## 4414

14.25"SQ x 17.25" Min. H – 71.25" Max H  
 mm: 362 x 438 – 1810  
**BULB:** (1) 200 w/m  
**CANOPY:** 6.25"D 159mm

## FINISHES

Aged Brass (AGB)  
 Old Bronze (OB)  
 Polished Nickel (PN)  
 Satin Nickel (SN)

## NOTES

*Max. H – Maximum Height measurement includes: (1) 3" stem 76mm, (1) 6" stem 152mm, (1) 12" stem 305mm, (2) 18" stems 457mm & hang straight canopy.*





4416-AGB



4409-PN



4413-SN

### 4409

10.5"D x 11.5"H

mm: 267 x 292

**BULB:** (1) 100 w/m

**CANOPY:** 5.5"D 140mm

### 4413

13"D x 21.75"H

mm: 330 x 552

**BULB:** (2) 60 w/m

**CANOPY:** 5.5"D 140mm

### 4416

15.75"D x 25.75"H

mm: 400 x 654

**BULB:** (3) 60 w/m

**CANOPY:** 5.5"D 140mm

### FINISHES

Aged Brass (AGB)

Old Bronze (OB)

Polished Nickel (PN)

Satin Nickel (SN)

### NOTES

*Fixtures 4413, 4416 are convertible from pendant to semi-flush configuration.*

# BLAKE

Not only is silk the strongest natural fiber known, its gentle luster and soft texture make it as precious today as when it was first cultivated 7,000 years ago. The richly gathered pleats of our Blake's pinstriped silk shade are testament to its grand luxury. The delightful surprise of a sunburst canopy complements the shade's pleating with ridges.



7814-AGB-B



7818-PN-N

## 7814

14"D x 21.75"H  
mm: 356 x 552  
BULB: (1) 150 w/m  
CANOPY: 7"D 178mm

## 7818

18"D x 23.75"H  
mm: 457 x 603  
BULB: (1) 150 w/m  
CANOPY: 7"D 178mm

## SHADES

7814: 4.25"T x 14"B x 21"H  
mm: 108 x 356 x 533  
7818: 5"T x 18"B x 23"H  
mm: 127 x 457 x 584  
MATERIAL: 100% Silk  
Available in "Natural" (-N)  
or "Black" (-B).

## FINISHES

Aged Brass (AGB)  
Polished Nickel (PN)

# NEWBURY

---



6011-AGB



6014-PN

## 6011

10.75"D x 16"H  
mm: 273 x 406  
BULB: (1) 75 w/m\*  
CANOPY: 4.75"D 121mm

## 6014

14"D x 19"H  
mm: 356 x 483  
BULB: (1) 75 w/m\*  
CANOPY: 4.75"D 121mm

## FINISHES

Aged Brass (AGB)  
Polished Nickel (PN)

## NOTES

\*Bulb Included (BLB-75-T10-9.5).  
See page 685 for replacement  
bulb ordering information.

# SANDERSON

This stunning piece is a minimalist work of art; using a unique European technique, artisans inlay strands of brass to the molten glass while blowing it into a soft square. This brass remains encapsulated there, coming to life when illuminated from within and resulting in a work of simple sophistication. Housing a long, tungsten-filament bulb, each piece gives forth its own character..



2714-PN



2711-AGB

## 2711

11"SQ x 11.5"H  
mm: 279 x 292  
**BULB:** (1) 60 w/m\*  
**CANOPY:** 5.5"D 140mm

## 2714

14"SQ x 13.5"H  
mm: 356 x 343  
**BULB:** (1) 75 w/m\*  
**CANOPY:** 5.5"D 140mm

## FINISHES

Aged Brass (AGB)  
Polished Nickel (PN)

## NOTES

\*Bulb Included: 2711 (BLB-60-T10-5.5).  
2714 (BLB-75-T10-8.5)  
See page 685 for replacement  
bulb ordering information.





# POMFRET

---

Sinuous curves of thickly ribbed spindle-blown glass surround a vintage-shaped exposed-filament bulb in our Pomfret family. The captivating glass piece is available in pink, blue, light amber, bronze, and clear. Whether suspended alone or in a cluster at varied lengths, the black braided cord adds a handsome touch.



1600-AGB-BL



1600-PN-CL



1600-PN-LA



1600-AGB-PK



1600-AGB-BZ

**1600**  
 5.25"D x 20.5"H  
 mm: 133 x 521  
**BULB:** (1) 75 w/m\*  
**CANOPY:** 4.75"D 121mm

**FINISHES**  
 Aged Brass (AGB)  
 Polished Nickel (PN)

**GLASS COLOR**  
 Blue (BL)  
 Bronze (BZ)  
 Clear (CL)  
 Light Amber (LA)  
 Pink (PK)

**NOTES**  
 Order example: 1600-PN-BL Pendant  
 in polished nickel with blue glass  
 \*Bulb included (BLB-75-T10-9.5).  
 Comes with 11' braided cord.



# ROUSSEAU



2007-PC-CL



2010-AGB-LA



2010-PC-PK



2015-PC-BL



2015-AGB-BZ

## 2007

7"D x 9.25"H  
mm: 178 x 235  
**BULB:** (1) 40 w/c\*  
**CANOPY:** 4.75"D 121mm

## 2010

11.25"D x 14.75"H  
mm: 286 x 375  
**BULB:** (1) 75 w/m\*\*  
**CANOPY:** 4.75"D 121mm

## 2015

14.25"D x 18"H  
mm: 362 x 457  
**BULB:** (1) 75 w/m\*\*\*  
**CANOPY:** 4.75"D 121mm

## FINISHES

Aged Brass (AGB)  
Polished Chrome (PC)

## GLASS COLOR

Blue (BL)  
Bronze (BZ)  
Clear (CL)  
Light Amber (LA)  
Pink (PK)

**NOTES** \*Bulb included (BLB-40). | \*\*Bulb included (BLB-75-T10-8.5). | \*\*\*Bulb included (BLB-75-T10-9.5). | Comes with 8 ft of braided cord.



2035-AGB-CL



2033-PC-PK



2020-AGB-BL



2030-PC-BZ

**2020**  
7"W x 14.25" Min. H x 8.75"E  
mm: 178 x 362 x 222  
**BULB:** (1) 40 w/c\*  
**BACKPLATE:** 4.75"D 121mm

**2030**  
11.25"W x 21" Min. H x 12.75"E  
mm: 286 x 533 x 324  
**BULB:** (1) 75 w/m\*\*  
**BACKPLATE:** 4.75"D 121mm

**2033**  
16"W x 64"H Max. H  
mm: 410 x 1626  
**BULB:** (3) 40 w/c\*  
**CANOPY:** 11"D 121mm

**2035**  
18"W x 64"H Max. H  
mm: 460 x 1626  
**BULB:** (5) 40 w/c\*  
**CANOPY:** 15"D 381mm

**FINISHES**  
Aged Brass (AGB)  
Polished Chrome (PC)

**GLASS COLOR**  
Blue (BL)  
Bronze (BZ)  
Clear (CL)  
Light Amber (LA)  
Pink (PK)

**NOTES** \*Bulb included (BLB-40). | \*\*Bulb included (BLB-75-T10-8.5). | Comes with 8 ft of braided cord.



# CASWELL

---

Ringed by a gleaming plane of polished acrylic, Caswell's glowing orb of crafted opal glass embodies a space-age style that is anything but saturnine. Powerful LED drivers make this a truly 21st century collection. Caswell emanates brilliant light, while consuming a fraction of the energy required by traditional incandescent fixtures.



5112-PN



5116-AGB

## 5112

12"W x 17.75"H  
mm: 305 x 451

LED: 12 watt, 120 volt, 810 lumens  
3000K, 90 CRI, Dimmable  
CANOPY: 4.75"D 121mm

## 5116

15"W x 20.75"H  
mm: 381 x 527

LED: 18 watt, 120 volt, 1260 lumens  
3000K, 90 CRI, Dimmable  
CANOPY: 4.75"D 121mm

## FINISHES

Aged Brass (AGB)  
Polished Nickel (PN)

**NOTES** Comes with 8 ft of braided cord.



5101-AGB



5118-PN

**5101**

12"W x 15.5"H x 9"E  
mm: 305 x 394 x 229  
LED: 12 watt, 120 volt, 810 lumens  
3000K, 90 CRI, Dimmable  
BACKPLATE: 4.75"D 121mm

**5118**

17.75"W x 23.5"H  
mm: 451 x 597  
LED: 18 watt, 120 volt, 1260 lumens  
3000K, 90 CRI, Dimmable  
CANOPY: 4.75"D 121mm

**FINISHES**

Aged Brass (AGB)  
Polished Nickel (PN)

**NOTES** Comes with 8 ft of braided cord.

# TYBALT

Tybalt's textured bauble is an object of understated beauty. Drawing from the antique glasswork of the 1920s and 30s, the mouth-blown opal glass mimics the overlapping petals of an artichoke.



4812-AGB



4809-PN



4815-SN

## 4809

9"D x 12.5"H  
mm: 229 x 318  
15.75"Min. H – 55.75" Max. H  
mm: 400 – 1416  
**BULB:** (1) 75 w/m  
**CANOPY:** 5"D 127mm

## 4812

12"D x 16"H  
mm: 305 x 406  
19.25"Min. H – 73.25" Max. H  
mm: 489 – 1861  
**BULB:** (1) 100 w/m  
**CANOPY:** 5"D 127mm

## 4815

15"D x 20"H  
mm: 381 x 508  
27"Min. H – 81" Max. H  
mm: 686 – 2057  
**BULB:** (1) 150 w/m  
**CANOPY:** 5"D 127mm

## FINISHES

Aged Brass (AGB)  
Polished Nickel (PN)  
Satin Nickel (SN)

**Max H** Maximum Height measurement includes: (1) 3" stem 76mm, (1) 6" stem 152mm, (1) 12" stem 305mm, (1) 18" stem 457mm and hang straight canopy.

# COLUMBIA

Intricately pressed, the mesmeric honeycomb pattern of Columbia's glassware is a visually striking achievement. Owing to a special production technique, in which the honeycomb pattern's outline is created by contrasting transparent glass against an opal backdrop, Columbia embodies our commitment to beautiful craftsmanship



3012-AGB



3014-PN



3010-OB

## 3010

10"D x 18"H  
mm: 254 x 457

**BULB:** (1) 75 w/m  
**CANOPY:** 5"D 127mm

## 3012

12"D x 21.5"H  
mm: 305 x 546

**BULB:** (1) 100 w/m  
**CANOPY:** 5"D 127mm

## 3014

14"D x 25.5"H  
mm: 356 x 648

**BULB:** (1) 150 w/m  
**CANOPY:** 5"D 127 mm

## FINISHES

Aged Brass (AGB)  
Old Bronze (OB)  
Polished Nickel (PN)



# KNOX

Referencing the midcentury phenomenon of incorporating beehive shapes, our Knox pendant suspends a mouth-blown, beehive-shaped glass diffuser around a tubular incandescent bulb. The warm incandescent light of this bulb is obscured but still visible through the brass-inlaid diffuser; with the matte opal shade, the light is rosily diffused.



1926-PN



1922-AOB



1922-SN

## 1922

12"D x 18.75" Min. H – 69.75" Max. H  
mm: 305 x 476 – 1772

**BULB:** (1) 75 w/m

**CANOPY:** 4.75"D 121mm

## 1926

16"D x 21" Min. H – 72" Max. H  
mm: 406 x 533 – 1829

**BULB:** (1) 100 w/m

**CANOPY:** 4.75"D 121mm

## FINISHES

Aged Old Bronze (AOB)

Polished Nickel (PN)

Satin Nickel (SN)

## NOTES

*Max. H – Maximum Height measurement includes: (1) 3" stem 76mm, (1) 6" stem 152mm, (1) 12" stem 305mm, (2) 18" stems 457mm and canopy.*



1912-AOB



1912-PN



1916-SN

**1912**

12"D x 18.75" Min. H – 69.75" Max. H  
 mm: 305 x 476 – 1772  
**BULB:** (1) 75 w/m  
**CANOPY:** 4.75"D 121mm

**1916**

16"D x 21" Min. H – 72" Max. H  
 mm: 406 x 533 – 1829  
**BULB:** (1) 100 w/m  
**CANOPY:** 4.75"D 121mm

**FINISHES**

Aged Old Bronze (AOB)  
 Polished Nickel (PN)  
 Satin Nickel (SN)

**NOTES**

*Max. H – Maximum Height measurement includes: (1) 3" stem 76mm, (1) 6" stem 152mm, (1) 12" stem 305mm, (2) 18" stems 457mm and canopy.*

# BEACON

---

A cool retro feel reverberates across Beacon's uniquely formed metalwork, which gives attractive contrast to its smooth expanse of mouth-blown opal glass.



4225-SN



4228-PN



4222-OB

## 4222

12"D x 12" Min. H x 66" Max. H  
mm: 305 x 305 x 1676  
**BULB:** (1) 100 w/m  
**CANOPY:** 5"D 127mm

## 4225

15"D x 12.5" Min. H x 66.5" Max. H  
mm: 381 x 318 x 1689  
**BULB:** (1) 150 w/m  
**CANOPY:** 5"D 127mm

## 4228

18"D x 13.75" Min. H x 67.75" Max. H  
mm: 457 x 349 x 1721  
**BULB:** (1) 150 w/m  
**CANOPY:** 5"D 127mm

## FINISHES

Old Bronze (OB)  
Polished Nickel (PN)  
Satin Nickel (SN)

## NOTES

*Max. H – Maximum Height measurement includes: (1) 3" stem 76mm, (1) 6" stem 152mm, (1) 12" stem 305mm, (2) 18" stems 457mm & hang straight canopy.*

**4208-SN****4202-PN****4205-OB****4202**

12"D x 9"H  
mm: 305 x 229  
**BULB:** (1) 100 w/m  
**CANOPY:** 5"D 127mm

**4205**

15"D x 9.5"H  
mm: 381 x 241  
**BULB:** (1) 150 w/m  
**CANOPY:** 5"D 127mm

**4208**

18"D x 10.75"H  
mm: 457 x 273  
**BULB:** (1) 150 w/m  
**CANOPY:** 5"D 127mm

**FINISHES**

Old Bronze (OB)  
Polished Nickel (PN)  
Satin Nickel (SN)



# VINTAGE COLLECTION

## MINI PENDANTS



**3101-PN-R08**  
8.5"D x 10.5" Min. H  
mm: 216 x 267



**3101-OB-505M**  
4.75"D x 10.5" Min. H  
mm: 121 x 267



**3101-OB-119**  
4.25"D x 10.5" Min. H  
mm: 108 x 267



**3101-SN-348**  
4"D x 10.5" Min. H  
mm: 102 x 267



**3101-SN-415M**  
7.5"D x 10.5" Min. H  
mm: 191 x 267



**3101-PN-341**  
6"D x 10.5" Min. H  
mm: 152 x 267



**3101-OB-415**  
7.5"D x 10.5" Min. H  
mm: 191 x 267



**3101-SN-45C**  
5.5"D x 10.5" Min. H  
mm: 140 x 267



**3101-PN-M9**  
8.75"D x 11.25" Min. H  
mm: 222 x 286



**3101-OB-008**  
3"D x 10.5" Min. H  
mm: 203 x 267



**3101-PN-823**  
4"D x 10.5" Min. H  
mm: 102 x 267



**3101-SN-436**  
4"SQ x 10.5" Min. H  
mm: 102 x 267

**FINISHES** Old Bronze (OB) | Polished Nickel (PN) | Satin Nickel (SN)

**NOTES** 3101 Adjustable to 5.5' Cord (1676 mm) Standard. | 3102 11' Cord (3074 mm) Optional. | Canopy: 5"D 127mm

# PETERSBURG



3412F-OB



3409F-PN



3416-PN



3409-OB



3416F-SN



3412-SN

**3409**  
9.5"D x 47" Max. H  
mm: 241 x 1194  
**BULB:** (1) 75 w/m  
**CANOPY:** 5.5"D 140mm

**3409F**  
9.5"D x 8"H  
mm: 241 x 203  
**BULB:** (1) 75 w/m  
**CANOPY:** 5.5"D 140mm

**3412**  
12.75"D x 49" Max. H  
mm: 324 x 1245  
**BULB:** (1) 100 w/m  
**CANOPY:** 5.5"D 140mm

**3412F**  
12.75"D x 10"H  
mm: 324 x 254  
**BULB:** (1) 100 w/m  
**CANOPY:** 5.5"D 140mm

**3416**  
16"D x 51.5" Max. H  
mm: 406 x 1308  
**BULB:** (1) 150 w/m  
**CANOPY:** 5.5"D 140mm

**3416F**  
16"D x 12.5"H  
mm: 406 x 318  
**BULB:** (1) 150 w/m  
**CANOPY:** 5.5"D 140mm

**FINISHES** Old Bronze (OB) | Polished Nickel (PN) | Satin Nickel (SN)

**NOTES** Max. H – Maximum Height measurement includes: (1) 3" stem 76mm, (1) 6" stem 152mm, (1) 12" stem 305mm, (1) 18" stem 457mm and hang straight canopy.

# EDISON COLLECTION



1609F-OB



1609-SN



1612F-PN



1612-PN



1615F-SN



1615-SN

## 1609

9"D x 9.5"H  
mm: 229 x 241  
BULB: (1) 100 w/m  
CANOPY: 5"D 127mm

## 1609F

9"D x 10"H  
mm: 229 x 254  
BULB: (1) 75 w/m  
CANOPY: 5"D 127mm

## 1612

12"D x 11.5"H  
mm: 305 x 292  
BULB: (1) 100 w/m  
CANOPY: 5"D 127mm

## 1612F

12"D x 11.5"H  
mm: 305 x 292  
BULB: (1) 100 w/m  
CANOPY: 5"D 127mm

## 1615

15"D x 15.5"H  
mm: 381 x 394  
BULB: (1) 150 w/m  
CANOPY: 5"D 127mm

## 1615F

15"D x 15.25"H  
mm: 381 x 387  
BULB: (1) 150 w/m  
CANOPY: 5"D 127mm

## FINISHES

Old Bronze (OB)  
Polished Nickel (PN)  
Satin Nickel (SN)

# EDISON COLLECTION



19-SN-1615



19-SN-1612



19-OB-1609



19-OB-R08



19-PN-R15

## 19-OB-1609

9"D x 48.5" Max. H  
mm: 229 x 1232  
**BULB:** (1) 100 w/m  
**CANOPY:** 5.25"D 133mm

## 19-SN-1612

12"D x 50.5" Max. H  
mm: 305 x 1283  
**BULB:** (1) 100 w/m  
**CANOPY:** 5.25"D 133mm

## 19-SN-1615

15"D x 53.25" Max. H  
mm: 381 x 1353  
**BULB:** (1) 100 w/m  
**CANOPY:** 5.25"D 133mm

## 19-OB-R08

8"D x 47" Max. H  
mm: 203 x 1194  
**BULB:** (1) 100 w/m  
**CANOPY:** 5.25"D 133mm

## 19-PN-R15

15"D x 49" Max. H  
mm: 381 x 1245  
**BULB:** (1) 100 w/m  
**CANOPY:** 5.25"D 133mm

## FINISHES

Old Bronze (OB)  
Polished Nickel (PN)  
Satin Nickel (SN)

## NOTES

*Glass Options  
(please specify)  
1609, 1612,  
1615, R08, R15.*

**MAX H** Maximum Height measurement includes: (1) 6" stem 152mm, (1) 12" stem 305mm, (1) 18" stem 457mm and hang straight canopy.



# ODESSA

Combining a scalloped schoolhouse glass piece with an industrial prismatic diffuser in the same shade, Odessa makes an unusual and intriguing homage to early 20th-century forms.



3814-OB



3809-AGB



3816-PN

## 3809

8.75"D x 12.75" Min. H x 66.75" Max. H  
mm: 222 x 324 x 1696

**BULB:** (1) 60 w/m

**CANOPY:** 5"D 127mm

## 3814

13.5"D x 16.5" Min. H x 70.5" Max. H  
mm: 343 x 419 x 1791

**BULB:** (2) 60 w/m

**CANOPY:** 6"D 152mm

## 3816

16.25"D x 18.75" Min. H x 72.75" Max. H  
mm: 413 x 476 x 1848

**BULB:** (3) 60 w/m

**CANOPY:** 7"D 178mm

## FINISHES

Aged Brass (AGB)

Old Bronze (OB)

Polished Nickel (PN)

Satin Nickel (SN)

**NOTES** Max. H – Maximum Height measurement includes: (1) 3" stem 76mm, (1) 6" stem 152mm, (1) 12" stem 305mm, (1) 18" stem 457mm and hang straight canopy.



**3809F-SN**



**3814F-AGB**



**3814F-OB**



**3816F-PN**

**3809F**  
 8.75"D x 7.25"H  
 mm: 222 x 184  
**BULB:** (1) 60 w/m  
**CANOPY:** 5"D 127mm

**3814F**  
 13.5"D x 6.5"H  
 mm: 343 x 165  
**BULB:** (2) 60 w/m  
**CANOPY:** 10.25"D 260mm

**3816F**  
 16.25"D x 7.5"H  
 mm: 413 x 191  
**BULB:** (3) 60 w/m  
**CANOPY:** 12.5"D 318mm

**FINISHES**  
 Aged Brass (AGB)  
 Old Bronze (OB)  
 Polished Nickel (PN)  
 Satin Nickel (SN)


# DUTCHESS

---

In the early 1920s, exposed-bulb light fixtures were jettisoned in favor of opaque glass globes that disguised the light source. These pieces found popularity predominantly in schoolhouses, giving this style its name. Here, we start with a classic schoolhouse glass shape and take it up a notch with lovely fluting that beautifully diffuses the light. The uncomplicated metal work and the iconic glass shape call to mind a time when the world seemed a simpler place.



5012-SN



5009-AGB



5015-PN



**5009**  
9"D x 11.25"H  
mm: 229 x 286  
BULB: (1) 75 w/m  
CANOPY: 4.5"D 114mm

**5012**  
12"D x 14.75"H  
mm: 305 x 375  
BULB: (1) 100 w/m  
CANOPY: 4.5"D 114mm

**5015**  
15"D x 18.5"H  
mm: 381 x 470  
BULB: (2) 75 w/m  
CANOPY: 4.5"D 114mm

**FINISHES**  
Aged Brass (AGB)  
Old Bronze (OB)  
Polished Nickel (PN)  
Satin Nickel (SN)



5012F-OB



5009F-SN



5015F-AGB

**5009F**  
9"D x 7.5"H  
mm: 229 x 191  
**BULB:** (1) 60 w/m  
**CANOPY:** 6.5"D 165mm

**5012F**  
12"D x 10"H  
mm: 305 x 254  
**BULB:** (1) 60 w/m  
**CANOPY:** 8.75"D 222mm

**5015F**  
15"D x 12.5"H  
mm: 381 x 318  
**BULB:** (2) 60 w/m  
**CANOPY:** 10.75"D 273mm

**FINISHES**  
Aged Brass (AGB)  
Old Bronze (OB)  
Polished Nickel (PN)  
Satin Nickel (SN)



# MARLOW

In Corning, NY, the Brilliant Cut Glass phenomenon flourished from the late 19th century to the 20s. Marlow's shades of hand-cut, latticed glass tip a hat to this authentic American art-form. At the same time it alludes to history, Marlow's fabric-wrapped cords and minimalist socket holders manage to make it feel contemporary. As a pendant, alone or in staggered clusters, it's worthy of lingering admiration; as a wall sconce, it hangs with a half-vaulted suspension, calling to mind the architecture of a bridge.




1100-PN



1101-PN



1101-AGB



1100-AGB

## 1100

3.5"D x 6.5"H  
mm: 89 x 165

**BULB:** (1) 20w/G9 Xenon\*

**CANOPY:** 4.5"D 114mm

## 1101

3.5"W x 17"H x 7.5"E  
mm: 89 x 432 x 191

**BULB:** (1) 20w/G9 Xenon\*

**BACKPLATE:** 2.5"W x 10"H mm: 64 x 254

*Designed for use with a 2" x 4" gem box.*

## FINISHES

Aged Brass (AGB)  
Polished Nickel (PN)

## NOTES

*\*Bulb included.  
Comes with 8 ft  
of braided cord.*



1105-AGB



1103-PN

**1103**

10"D x 6.5"H x 73.5" Max. H  
 mm: 254 x 165 x 1867  
**BULB:** (3) 20w/G9 Xenon\*  
**CANOPY:** 11"D 279mm

**1105**

12"D x 6.5"H x 73.5" Max. H  
 mm: 305 x 165 x 1867  
**BULB:** (5) 20w/G9 Xenon\*  
**CANOPY:** 11"D 279mm

**FINISHES**

Aged Brass (AGB)  
 Polished Nickel (PN)

*\*Bulbs included.*



# GIBBS

---

A long exposed-filament bulb suffuses its warm glow through a perforated metal shade in our Gibbs family. The smooth edges of its soft square shape and the fine quality of its finish breathe a human warmth into a fixture with a Machine Age aesthetic.



7033-OB



7031-PN



7032-AGB

**7031**

4.5"W x 12.5"H x 4.5"E  
 mm: 114 x 318 x 114  
**BULB:** (1) 75 w/m\*  
**BACKPLATE:** 4.5"W x 5.25"H  
 mm: 114 x 133

**7032**

4.5"W x 22.25"H x 4.5"E  
 mm: 114 x 565 x 114  
**BULB:** (2) 75 w/m\*  
**BACKPLATE:** 4.5"W x 5.25"H  
 mm: 114 x 133

**7033**

2.75"SQ x 13"H  
 mm: 70 x 320  
**BULB:** (1) 75 w/m\*  
**CANOPY:** 5.5"D 140mm  
*Comes with 8' braided cord.*

**FINISHES**

Aged Brass (AGB)  
 Old Bronze (OB)  
 Polished Nickel (PN)

**NOTES**

*\*Bulb(s) included (BLB-75-T10-8.5).  
 See page 685 for replacement  
 bulb ordering information.*



# RED HOOK

Using Machine Age lighting as a touchstone, our Red Hook family houses Edison-style bulbs in candle-cups with stepped lines of machined precision. With a tip of the hat toward industrial city kitchens, a flat-banded whisk takes the place of a diffuser, allowing you to really mix it up.



1082-PN



1081-OB



1080-AGB

## 1080

4.75"D x 11.5" Min. H – 65.5" Max.H  
mm: 121 x 292 – 1664  
BULB: (1) 60 w/m\*  
CANOPY: 4.75"D 121mm

## 1081

4.75"W x 9.25"H x 5.5"E  
mm: 121 x 235 x 140  
BULB: (1) 60 w/m\*  
BACKPLATE: 4.75"D 121mm

## 1082

4.75"W x 15.75"H x 5.5"E  
mm: 121 x 400 x 140  
BULB: (2) 60 w/m\*  
BACKPLATE: 4.75"D 121mm

## FINISHES

Aged Brass (AGB)  
Old Bronze (OB)  
Polished Nickel (PN)

## NOTES

\*Bulb(s) included (BLB-60).  
See page 685 for replacement  
bulb ordering information.

**Max. H** Maximum Height measurement includes: (1) 3" stem 76mm, (1) 6" stem 152mm, (1) 12" stem 305mm, (2) 18" stems 457mm and hang straight canopy.



1091-AGB



1090-PN



1092-OB

**1090**  
 2.75"D x 15.75" Min. H – 69.75" Max.H  
 mm: 70 x 400 – 1772  
**BULB:** (1) 75 w/m\*  
**CANOPY:** 4.75"D 121mm

**1091**  
 4.75"W x 13.25"H x 4.5"E  
 mm: 121 x 337 x 114  
**BULB:** (1) 75 w/m\*  
**BACKPLATE:** 4.75"D 121mm

**1092**  
 4.75"W x 23.75"H x 4.5"E  
 mm: 121 x 603 x 114  
**BULB:** (2) 75 w/m\*  
**BACKPLATE:** 4.75"D 121mm

**FINISHES**  
 Aged Brass (AGB)  
 Old Bronze (OB)  
 Polished Nickel (PN)

**NOTES**  
*\*Bulb(s) included (BLB-75-T10-9.5).  
 See page 685 for replacement  
 bulb ordering information.*

**Max. H** Maximum Height measurement includes: (1) 3" stem 76mm, (1) 6" stem 152mm, (1) 12" stem 305mm, (2) 18" stems 457mm and hang straight canopy.

# WALKER

Walker provides quality and versatility. Its shade is made of a thick heavy metal disc. A recessed detail to the cast backplate highlights the weight and solidity of the piece. Just above the shade, Walker has a swivel which allows you to move its Edison-style bulb into the direction you desire.



1160-OB



1160-AGB



1161-PN

## 1160

8.25"D x 12" Min. H – 66" Max. H  
mm: 210 x 305 – 1676

**BULB:** (1) 60 w/m\*  
**CANOPY:** 5"D 127mm

## 1161

8.25"W x 10"H x 9.5"E  
mm: 210 x 254 x 241

**BULB:** (1) 60 w/m\*  
**BACKPLATE:** 5"D 127mm

## FINISHES

Aged Brass (AGB)  
Old Bronze (OB)  
Polished Nickel (PN)

## NOTES

\*Bulb included. (BLB-60).  
See page 685 for replacement  
bulb ordering information.

**Max. H** Maximum Height measurement includes: (1) 3" stem 76mm, (1) 6" stem 152mm, (1) 12" stem 305mm, (2) 18" stems 457mm and hang straight canopy.

# THORNDIKE

In Thorndike, we take an exposed-filament bulb, suspended in a handsomely detailed candlecup and, using four simple metal holders, diffuse the light through a square piece of safety glass. Smooth on one side and stippled on the other, this glass is enmeshed with hammered wire and held in a Spartan brass frame.



3501-PN



3501-OB



3521-HN



3521-AGB

## 3501

7.75"SQ x 12"H x 10.25"E  
mm: 197 x 305 x 260  
BULB: (1) 60 w/m\*  
BACKPLATE: 5.5"D 140mm

## 3521

7.75"SQ x 9"H x 66.75" Max. H  
mm: 197 x 229 x 1695  
BULB: (1) 60 w/m\*  
CANOPY: 5.5"D 140mm

## FINISHES

Aged Brass (AGB)  
Historic Nickel (HN)  
Old Bronze (OB)  
Polished Nickel (PN)

## NOTES

\*Bulb Included (BLB-60-T14-5).  
See page 685 for replacement  
bulb ordering information.

**Max. H** Maximum Height measurement includes: (1) 3" stem 76mm, (1) 6" stem 152mm, (1) 12" stem 305mm, (2) 18" stems 457mm and hang straight canopy.





# GRANT

---

Double-stacked rods of glass stretch through three metal plates, all of which stabilize them firmly in place. Metal rods with emphasized finial-like fittings punctuate the piece at even intervals. Grant's LED light source mellows in its diffusive path through the glass rods. In person, Grant's substance is unmistakable; it makes an immediate impression of quality and heft.



See our beautiful Grant table lamp (L961, shown above) on page 680.



**9600-AGB** ADA



**9617-PN**

## 9600

6.5"W x 18"H x 3.75"E  
 mm: 162 x 457 x 84  
**BULB:** (1) 6W LED T8\*  
**BACKPLATE:** 4.375"W x 15"H  
 mm: 110 x 380

## 9617

6.5"W x 20" Min. H – 74" Max. H  
 mm: 162 x 508 – 188  
**BULB:** (1) 6W LED T8\*  
**CANOPY:** 4.75"D 121mm

## FINISHES

Aged Brass (AGB)  
 Polished Nickel (PN)

## NOTES

\*Bulb(s) included. (BLB-6W-T8).  
 See page 685 for replacement  
 bulb ordering information.

**Max. H** Maximum Height measurement includes: (1) 3" stem 76mm, (1) 6" stem 152mm, (1) 12" stem 305mm, (2) 18" stems 457mm and hang straight canopy.





# HEIRLOOM

---

Our Heirloom family allows you to express your own personal style. All choices begin with our early-electric socket holders, which we cast to industrial standards. Details such as our monogram paddle switch add distinction. The included Edison-style carbon filament bulb is attractive on its own; it's equally so when paired with any of its various shade options. Each beautiful finish contributes toward a distinct look. Choose either a cloth-sheathed wire suspension or a metal stem attached to a hang-straight canopy. Optional wire bulb guards accentuate its industrial characteristics; they can be added with or without an accompanying metal shade.

# HEIRLOOM PENDANT



8001-OB-WG



8001-PN  
3"W x 7"H  
mm: 76 x 178



8001-AGB-WG  
5.25"W x 12.75"min H  
mm: 133 x 324



8001-HN

| STYLE# | HANGING SYSTEM   | FINISHES  | SHADE                 | MIN H*           | MAX H*             | WATTAGE                             | NOTES   |  |                          |                        |
|--------|--|---|-----------------------|------------------|--------------------|-------------------------------------|---|--|--------------------------|------------------------|
| 8001   | 5.5' Cloth Cord<br>1676mm  | Aged Brass (AGB)<br>Historic Nickel (HN)<br>Old Bronze (OB)<br>Polished Nickel (PN) | WG<br>Wire Guard      | 12.75"<br>324mm  | 72.75"<br>1848mm   | 60w 120v<br>Lamp Included<br>BLB-60 | <i>*Measurement not<br/>including lamp or<br/>wire guard.</i> |  |                          |                        |
|        |  |   | without<br>Wire Guard | 10.75**<br>273mm | 69.75**<br>1772mm  |                                     |   |  |                          |                        |
| 8002   | 11' Cloth Cord<br>3353mm   |   | WG<br>Wire Guard      | 12.75"<br>324mm  | 137.75"<br>3499mm  |                                     |   | See page 685<br>for replacement<br>bulb ordering<br>information. | Switch:<br>On/Off Paddle |                        |
|        |  |   | without<br>Wire Guard | 10.75**<br>273mm | 135.75**<br>3448mm |                                     |   |  |                          |                        |
| 9001   | (1) 6" (152mm) Stem<br>(1) 12" (305mm) Stem<br>(2) 18" (457mm) Stems |   | WG<br>Wire Guard      | 18"<br>457mm     | 66"<br>1676mm      |                                     |   |  |                          | Canopy:<br>5.5"D 140mm |
|        |  |   | without<br>Wire Guard | 15.75**<br>400mm | 63.75**<br>1619mm  |                                     |   |  |                          |                        |



# HEIRLOOM PENDANT



9001-AGB-MM1



8002-OB-ML1



8001-PN-MS1-WG

| STYLE# | HANGING SYSTEM   | FINISHES  | SHADE            | MIN H*       | MAX H*         | OPTION           | WATTAGE                             | NOTES   |
|--------|--|---|------------------|--------------|----------------|------------------|-------------------------------------|---|
| 8001   | 5.5' Cloth Cord<br>1676mm  | Aged Brass (AGB)<br>Historic Nickel (HN)<br>Old Bronze (OB)<br>Polished Nickel (PN) | MS1 10"D 254mm   | 7.25" 184mm  | 72.25" 1835mm  | WG<br>Wire Guard | 60w 120v<br>Lamp Included<br>BLB-60 | *Measurement<br>not including<br>lamp or<br>wire guard. |
|        |  |   | MM1 14"D 356mm   | 7.5" 191mm   | 72.5" 1842mm   |                  |                                     |   |
|        |  |   | ML1 16.5"D 419mm | 8" 203mm     | 73" 1854mm     |                  |                                     |   |
| 8002   | 11' Cloth Cord<br>3353mm   |   | MS1 10"D 254mm   | 7.25" 184mm  | 138.25" 3512mm |                  |                                     |   |
|        |  |   | MM1 14"D 356mm   | 7.5" 191mm   | 138.5" 3518mm  |                  |                                     |   |
|        |  |   | ML1 16.5"D 419mm | 8" 203mm     | 139" 3531mm    |                  |                                     |   |
| 9001   | (1) 6" (152mm) Stem<br>(1) 12" (305mm) Stem<br>(2) 18" (457mm) Stems |   | MS1 10"D 254mm   | 12.25" 311mm | 60.25" 1530mm  |                  |                                     |   |
|        |  |   | MM1 14"D 356mm   | 12.5" 318mm  | 60.5" 1537mm   |                  |                                     |   |
|        |  |   | ML1 16.5"D 419mm | 13" 330mm    | 61" 1549mm     |                  |                                     |   |

See page 685  
for replacement  
bulb ordering  
information.

Switch:  
On/Off Paddle  
  
Canopy:  
5.5"D 140mm

# HEIRLOOM PENDANT



8001-OB-MS2-WG



8001-AGB-ML2



9001-PN-MM2

| STYLE# | HANGING SYSTEM   | FINISHES  | SHADE            | MIN H*       | MAX H*         | OPTION           | WATTAGE                             | NOTES   |
|--------|--|---|------------------|--------------|----------------|------------------|-------------------------------------|---|
| 8001   | 5.5' Cloth Cord<br>1676mm  | Aged Brass (AGB)<br>Historic Nickel (HN)<br>Old Bronze (OB)<br>Polished Nickel (PN) | MS2 10"D 254mm   | 7.25" 184mm  | 72.25" 1835mm  | WG<br>Wire Guard | 60w 120v<br>Lamp Included<br>BLB-60 | <i>*Measurement<br/>not including<br/>lamp or<br/>wire guard.</i> |
|        |  |   | MM2 14"D 356mm   | 7.75" 197mm  | 72.75" 1848mm  |                  |                                     |   |
|        |  |   | ML2 16.5"D 419mm | 8.25" 210mm  | 73.25" 1861mm  |                  |                                     |   |
| 8002   | 11' Cloth Cord<br>3353mm   |   | MS2 10"D 254mm   | 7.25" 184mm  | 138.25" 3512mm |                  |                                     |   |
|        |  |   | MM2 14"D 356mm   | 7.75" 197mm  | 138.75" 3524mm |                  |                                     |   |
|        |  |   | ML2 16.5"D 419mm | 8.25" 210mm  | 139.25" 3537mm |                  |                                     |   |
| 9001   | (1) 6" (152mm) Stem<br>(1) 12" (305mm) Stem<br>(2) 18" (457mm) Stems |   | MS2 10"D 254mm   | 12.25" 311mm | 60.25" 1530mm  |                  |                                     |   |
|        |  |   | MM2 14"D 356mm   | 12.75" 324mm | 60.75" 1543mm  |                  |                                     |   |
|        |  |   | ML2 16.5"D 419mm | 13.25" 337mm | 61.25" 1556mm  |                  |                                     |   |

# HEIRLOOM PENDANT



9001-PN-ML3



8001-HN-MM3



8001-AGB-MS3-WG

| STYLE# | HANGING SYSTEM   | FINISHES  | SHADE | MIN H*       | MAX H*       | OPTION         | WATTAGE          | NOTES   |   |
|--------|--|---|-------|--------------|--------------|----------------|------------------|---|---|
| 8001   | 5.5' Cloth Cord<br>1676mm  | Aged Brass (AGB)<br>Historic Nickel (HN)<br>Old Bronze (OB)<br>Polished Nickel (PN) | MS3   | 10"D 254mm   | 7.75" 197mm  | 72.75" 1848mm  | WG<br>Wire Guard | 60w 120v<br>Lamp Included<br>BLB-60<br><br>See page 685<br>for replacement<br>bulb ordering<br>information. | <i>*Measurement<br/>not including<br/>lamp or<br/>wire guard.<br/><br/>Switch:<br/>On/Off Paddle<br/><br/>Canopy:<br/>5.5"D 140mm</i> |
|        |  |   | MM3   | 14"D 356mm   | 8" 203mm     | 73" 1854mm     |                  |   |   |
|        |  |   | ML3   | 16.5"D 419mm | 8.25" 210mm  | 73.25" 1861mm  |                  |   |   |
| 8002   | 11' Cloth Cord<br>3353mm   |   | MS3   | 10"D 254mm   | 7.75" 197mm  | 138.75" 3524mm |                  |   |   |
|        |  |   | MM3   | 14"D 356mm   | 8" 203mm     | 139" 3531mm    |                  |   |   |
|        |  |   | ML3   | 16.5"D 419mm | 8.25" 210mm  | 139.25" 3537mm |                  |   |   |
| 9001   | (1) 6" (152mm) Stem<br>(1) 12" (305mm) Stem<br>(2) 18" (457mm) Stems |   | MS3   | 10"D 254mm   | 12.75" 324mm | 60.75" 1543mm  |                  |   |   |
|        |  |   | MM3   | 14"D 356mm   | 13" 330mm    | 61" 1549mm     |                  |   |   |
|        |  |   | ML3   | 16.5"D 419mm | 13.25" 337mm | 61.25" 1556mm  |                  |   |   |

# HEIRLOOM PENDANT



**8001-AGB-GM4**



**8001-PN-GS4**



**8100-HN-GS4**

10"D x 4"H\*  
mm: 254 x 102

| STYLE#      | HANGING SYSTEM   | FINISHES  | SHADE          | MIN H*       | MAX H*         | WATTAGE   | NOTES   |
|-------------|--|---|----------------|--------------|----------------|---|---|
| <b>8001</b> | 5.5' Cloth Cord<br>1676mm  | Aged Brass (AGB)<br>Historic Nickel (HN)<br>Old Bronze (OB)<br>Polished Nickel (PN) | GS4 10"D 254mm | 6.75" 171mm  | 71.75" 1822mm  | 60w 120v<br>Lamp Included<br>BLB-60<br><br>See page 685<br>for replacement<br>bulb ordering<br>information. | <i>*Measurement not<br/>including lamp or<br/>wire guard.</i><br><br><i>Switch:<br/>On/Off Paddle</i><br><br><i>Canopy:<br/>5.5"D 140mm</i> |
|             |  |   | GM4 12"D 305mm | 7" 178mm     | 72" 1829mm     |   |   |
| <b>8002</b> | 11' Cloth Cord<br>3353mm   |   | GS4 10"D 254mm | 6.75" 171mm  | 137.75" 3499mm |   |   |
|             |  |   | GM4 12"D 305mm | 7" 178mm     | 138" 3505mm    |   |   |
| <b>9001</b> | (1) 6" (152mm) Stem<br>(1) 12" (305mm) Stem<br>(2) 18" (457mm) Stems |   | GS4 10"D 254mm | 11.75" 298mm | 59.75" 1518mm  |   |   |
|             |  |   | GM4 12"D 305mm | 12" 305mm    | 60" 1524mm     |   |   |
| <b>8100</b> | Semi-Flush   | GS4 10"D 254mm  |                |              |                |   |   |



# HEIRLOOM WALL SCONCE



**8000-OB-GS4**  
10"W x 8.5"H x 12"E  
mm: 254 x 216 x 305



**8000-HN-MS3**  
10"W x 8.5"H x 12"E  
mm: 254 x 216 x 305



**8000-AGB-WG**  
5.5"W x 13.75"H x 9.5"E  
mm: 140 x 349 x 241



**8000-PN-MS2-WG**  
10"W x 13.75"H x 12"E  
mm: 254 x 349 x 305



**8000-HN-MS1**  
10"W x 8.5"H x 12"E  
mm: 254 x 216 x 305

| STYLE# | DESCRIPTION           | FINISHES  | SHADE 1 | SHADE 2       | WATTAGE  | NOTES   |
|--------|-----------------------|---|---------|---------------|--|---|
| 8000   | One Light Wall Sconce | Aged Brass (AGB)<br>Historic Nickel (HN)<br>Old Bronze (OB)<br>Polished Nickel (PN) | MS1     | WG Wire Guard | 60w 120v<br>Lamp Included<br>BLB-60                              | Switch:<br>On/Off Paddle<br><br>Backplate:<br>5.5"D 140mm |
|        |                       |   | MS2     | WG Wire Guard |  |   |
|        |                       |   | MS3     | WG Wire Guard |  |   |
|        |                       |   | GS4     | Not Available | See page 685<br>for replacement<br>bulb ordering<br>information. |   |
|        |                       |   | GS6     |               |  |   |
|        |                       |   | WG      |               |  |   |

# HEIRLOOM SEMI-FLUSH MOUNT



**8100-HN-MS1**  
10"D x 4"H\*  
mm: 254 x 102



**8100-OB-WG**  
5.25"D x 9.25"H  
mm: 133 x 235



**8100-PN-GS6**  
9"D x 5"H\*  
mm: 229 x 127



**8100-HN-GS4**  
10"D x 4"H\*  
mm: 254 x 102



**8100-AGB-MS3**  
10"D x 4"H\*  
mm: 254 x 102



**8100-OB-MS2**  
10"D x 4"H\*  
mm: 254 x 102

| STYLE#      | DESCRIPTION | FINISHES  | SHADE | WATTAGE   | NOTES   |
|-------------|-------------|---|-------|---|---|
| <b>8100</b> | Semi-Flush  | Aged Brass (AGB)<br>Historic Nickel (HN)<br>Old Bronze (OB)<br>Polished Nickel (PN) | MS1   | 60w 120v<br>Lamp Included<br>BLB-60                     | <i>*Measurement not including lamp or wire guard.</i><br><br><i>Canopy: 5.5"D 140mm</i> |
|             |             |   | MS2   |   |   |
|             |             |   | MS3   |   |   |
|             |             |   | GS4   | See page 685 for replacement bulb ordering information. |   |
|             |             |   | GS6   |   |   |
|             |             |   | WG    |   |   |



# ELMORE

---

Elmore's light blushes out from a soft square through an ancient pattern, pleasing in its symmetry. The cage holding the light source is stepped off the canopy, providing light ventilation, as well as dimension and depth.





3713-PN



3710-AGB



3710-OB



**3710**

9.5"D x 3.25"H  
mm: 241 x 83

LED: 12w, 120 volt, 750 lumens  
3000K, 90 CRI, Dimmable  
CANOPY: 9.5"D 241mm

**3713**

12.75"D x 3.25"H  
mm: 324 x 83

LED: 18w, 120 volt, 975 lumens  
3000K, 90 CRI, Dimmable  
CANOPY: 12.75"D 324mm

**FINISHES**

Aged Brass (AGB)  
Old Bronze (OB)  
Polished Nickel (PN)



# CROTON

Quality of materials, simplicity of form, and intent of design result in a worthwhile work. Here, we layer a disc-shaped slab of alabaster, hewn from Spanish quarries, over an LED light source. Alabaster is such an excellent diffuser of light, it has been used for windows in places of high seriousness since antiquity. The combination of cutting-edge lighting technology and archaic materials makes for a compelling light fixture.



4709-AGB



4712-OB ADA

All fixtures on this page can be used as a flush mount or wall sconce.



4715-PN ADA

## 4709

9"D x 3.25"H  
mm: 229 x 83

LED: 12w, 120 volt, 750 lumens  
3000K, 90 CRI, Dimmable  
CANOPY: 8.5"D 210mm

## 4712

12.25"D x 3.25"H  
mm: 311 x 83

LED: 18w, 120 volt, 975 lumens  
3000K, 90 CRI, Dimmable  
CANOPY: 10.25"D 260mm

## 4715

15"D x 3.25"H  
mm: 381 x 83

LED: 18w, 120 volt, 975 lumens  
3000K, 90 CRI, Dimmable  
CANOPY: 13.25"D 337mm

## FINISHES

Aged Brass (AGB)  
Old Bronze (OB)  
Polished Nickel (PN)



# BOURNE

Bourne's visual heft makes a statement. A very thick pane of glass, etched with a concave divot on its back and clear with a convex mound on its front, is mounted to a floating canopy/backplate, making for a mood-enhancing light diffusion.



9811-AGB

9808 and 9811 can be used as a flush mount or wall sconce.



9808-PN ADA



9808-PN ADA



## 9808

8"SQ x 3.5"E  
mm: 203 x 89  
LED: 12w, 120 volt, 750 lumens  
3000K, 90 CRI, Dimmable  
CANOPY: 7.25"D 184mm

## 9811

10.75"SQ x 3.5"E  
mm: 273 x 89  
LED: 12w, 120 volt, 750 lumens  
3000K, 90 CRI, Dimmable  
CANOPY: 10"D 254mm

## FINISHES

Aged Brass (AGB)  
Polished Nickel (PN)

# IRVINGTON

---

Irvington's canopy and glossy opal glass diffuser complement each other perfectly in a graceful curve. Knurled pins hold the shade in place. To meet its contemporary design, Irvington uses LED technology for its brilliant illumination, consuming a fraction of the energy used by traditional incandescent lighting.



7012-PC



7015-SB



7018-PC

## 7012

12"D x 4.75"H  
mm: 305 x 121

LED: 12w, 120 volt, 810 lumens  
3000K, 90 CRI, Dimmable  
CANOPY: 11.5"D 292mm

## 7015

15"D x 5.5"H  
mm: 381 x 140

LED: 18w, 120 volt 1260 lumens  
3000K, 90 CRI, Dimmable  
CANOPY: 14.75"D 375mm

## 7018

18"D x 6.5"H  
mm: 457 x 165

LED: 18w, 120 volt, 1260 lumens  
3000K, 90 CR, Dimmable  
CANOPY: 17.25"D 438mm

## FINISHES

Polished Chrome (PC)  
Satin Brass (SB)



# BLACKWELL

Custom conical clasps secure Blackwell's signature diffuser, a piece of engineered "Fresnel glass" that was first used in lighthouse lenses. These thoughtful details are a pleasing counterpoint to the modernist simplicity of the fixture's frosted glass figure. A powerful LED driver—which cuts energy consumption, while retaining the brilliance of traditional lamping—extends Blackwell's innovative touches into the 21st century.



9006-PN



9010-SB



## 9006

6"D x 4"H

mm: 152 x 102

LED: 12w, 120 volt 810 lumens  
3000K, 90 CRI, Dimmable

CANOPY: 5.25"D 133mm

## 9010

10"D x 4"H

mm: 254 x 102

LED: 18w, 120 Volt 1260 lumens  
3000K, 90 CRI, Dimmable

CANOPY: 9"D 229mm

## FINISHES

Polished Nickel (PN)

Satin Brass (SB)



# GUTHRIE

Guthrie's precision-cut acrylic is Saturn-like sublime, shedding a softened light on the saturnine. Three concentric circles define the minimalist piece. Its central circle of cast metal obscures the LED light source while showcasing our fine finishes. The acrylic surrounding it moves from frosted translucent to a clear rim.



**1209-AGB**

1209 and 1213 can be used as a flush mount or wall sconce.



**1209-AGB ADA**



**1213-PN ADA**

## **1209**

9"D x 4"E  
mm: 229 x 102  
LED: 12w, 120 volt, 810 lumens  
3000K, 90 CRI, Dimmable  
CANOPY: 6.5"D 165mm

## **1213**

13"D x 4"E  
mm: 330 x 102  
LED: 18w, 120 volt, 1260 lumens  
3000K, 90 CRI, Dimmable  
CANOPY: 9"D 229mm

## **FINISHES**

Aged Brass (AGB)  
Polished Nickel (PN)



Carter's white opal diffuser is stepped off the canopy, allowing the LED light source to bounce off its metal sheen. Its outer ring of floating glass features hand-cut circles of varying sizes. In addition to the textural intrigue they add to a space, they contribute to a sense of either fun or glamour, depending on the room's other decoration.



7811-SA



7815-SA



### 7811

11"D x 4.25"H  
mm: 279 x 108

LED: 12w, 120 volt, 810 lumens  
3000K, 90 CRI, Dimmable  
CANOPY: 9"D 229mm

### 7815

15"D x 4.25"H  
mm: 381 x 108

LED: 18w, 120 volt, 1260 lumens  
3000K, 90 CRI, Dimmable  
CANOPY: 12.75"D 324mm

### FINISH

Satin Aluminum (SA)



# LETTIE

---

A demi-globe glass shade diffuses high-performance LED light from this flush mount. Spun metal swerves out in a funnel shape to meet the shade. The shade twists onto this funnel, making it easy to replace the light source, though you won't need to do so for many years.



9415-AGB



9411-OB



9411-PN



**9411**

10.75"D x 9"H  
mm: 273 x 229

LED: 12w, 120 volt, 750 lumens  
3000K, 90 CRI, Dimmable  
CANOPY: 5.25"D 133mm

**9415**

14.75"D x 13.25"H  
mm: 375 x 337

LED: 18w, 120 volt, 975 lumens  
3000K, 90 CRI, Dimmable  
CANOPY: 7.25"D 184mm

**FINISHES**

Aged Brass (AGB)  
Old Bronze (OB)  
Polished Nickel (PN)



# GENEVA

Sleek vintage style and premium craftsmanship combine in our Geneva family. We use exacting techniques to craft Geneva's metal rings with flawless step details. The glossy outer layer of the heavy opal glass gives added polish, while the translucent inner layer evenly diffuses bright light. A twist-and-lock design conceals all mounting hardware for an especially sleek appearance.



709-AGB



709-SN



712-OB



712-PC



715-PN

## 709

9.25"D x 4.75"H  
mm: 235 x 121  
BULB: (1) 60 w/m

## 712

12.25"D x 4.75"H  
mm: 311 x 121  
BULB: (2) 60 w/m

## 715

15.25"D x 5.25"H  
mm: 387 x 133  
BULB: (3) 60 w/m

## FINISHES

Aged Brass (AGB)  
Old Bronze (OB)  
Polished Chrome (PC)  
Polished Nickel (PN)  
Satin Nickel (SN)

## NOTES

*All fixtures on this page UL listed for wet locations. Polished Chrome (PC) and Polished Nickel (PN) finishes not recommended for wet locations.*

---

# CHANDLER

Our four-leaf clover ceiling fixture is a lucky find. From Mediterranean to modern, Chandler's inviting glow of ambient light is a welcome addition to any well-appointed space. Cast metal and custom opal glass give lasting life to this quatrefoil design.



1212-AGB



1216-OB



1216-PN

**1212**  
12.5"D x 5.5"H  
mm: 318 x 140  
BULB: (2) 60 w/m

**1216**  
16.75"D x 5.5"H  
mm: 425 x 140  
BULB: (3) 60 w/m

**FINISHES**  
Aged Brass (AGB)  
Old Bronze (OB)  
Polished Nickel (PN)



# NEWPORT

---

Sometimes, a flush mount is at its best when it plays it simple. Our Newport does just that, placing the soft curves of its glossy opal diffuser between two parallel metal rings. Riveted clasps provide an attractive accent while subtle embellishments add gravitas to a classically elegant fixture.



6510-OB



6513-AGB



6513-PN



6515-SN



6515-AGB

## 6510

10"D x 5.25"H  
mm: 254 x 133  
BULB: (2) 60 w/m

## 6513

13"D x 5.25"H  
mm: 330 x 133  
BULB: (2) 60 w/m

## 6515

15"D x 6.5"H  
mm: 381 x 165  
BULB: (3) 60 w/m

## FINISHES

Aged Brass (AGB)  
Old Bronze (OB)  
Polished Nickel (PN)  
Satin Nickel (SN)



# RUTHERFORD

Rutherford applies timeless design principles to a beautiful flush mount setting. Translucent glass panes ensure none of the light gets lost. Handsome details such as the tactile ridged thumbscrews and two metal balls affixed to the canopy reward close attention.



5611-PN



5608-OB



5611-AGB

## 5608

7.5"SQ x 8"H  
mm: 191 x 203

**BULB:** (1) 60 w/m G25\*  
**CANOPY:** 7.5"SQ 191mm

## 5611

10.5"SQ x 9.5"H  
mm: 267 x 241

**BULB:** (1) 60 w/m G40\*\*  
**CANOPY:** 10.5"SQ 267mm

## FINISHES

Aged Brass (AGB)  
Old Bronze (OB)  
Polished Nickel (PN)

## NOTES

\*Bulb(s) included (BLB-60-G25).

\*\*Bulb(s) included (BLB-60-G40).

See page 685 for replacement bulb ordering information.

# BETHESDA

A six-pointed star is the basis of our Bethesda family. Sturdily cast in solid metal, it stands in bas relief on the wall sconce's backplate. In chandelier it acts as the arms, suspended from a ball body near a wide hoop holder. Bethesda is sure to be the star of the show in any room.



4080-AGB



4080-PC



4080-AS



4080-PN



4080-OB

## 4080

7"D x 7"H

mm: 178 x 178

BULB: (1) 60 w/m \*

CANOPY: 7"D 178mm

## FINISHES

Aged Brass (AGB)

Aged Silver (AS)

Old Bronze (OB)

Polished Chrome (PC)

Polished Nickel (PN)

## NOTES

\*Bulb included (BLB-60).

See page 685 for  
replacement bulb  
ordering information.



9513-AGB



9515-PN



9515-OB

### 9513

11.75"D x 6"H  
mm: 298 x 152  
**BULB:** (2) 60 w/m  
(Frosted/white Type B recommended)  
**CANOPY:** 9.25"D 235mm

### 9515

14.75"D x 6"H  
mm: 375 x 152  
**BULB:** (3) 60 w/m  
(Frosted/white Type B recommended)  
**CANOPY:** 12"D 305mm

### FINISHES

Aged Brass (AGB)  
Old Bronze (OB)  
Polished Nickel (PN)

# HOLLAND

The handmade glass in front of Holland's light source is pebbled on the inside and comprised of domes of varied sizes on the outward-facing side. This unique piece of glass makes for interesting effects of diffusion, whether mounted on wall or ceiling.



4311-PN ADA



4315-AGB ADA

## 4311

11.25"D x 3.75"H  
mm: 286 x 95

**BULB:** (2) 60 w/c

**CANOPY:** 10"D 254mm

## 4315

15.75"D x 3.75"H  
mm: 400 x 95

**BULB:** (4) 60 w/c

**CANOPY:** 14"D 356mm

## FINISHES

Aged Brass (AGB)  
Polished Nickel (PN)

**NOTE** 4311 and 4315 can be used as a flush mount or wall sconce.



# BELMONT

---



8009-SN



8009-AGB



8013-OB



8017-PN

## 8009

9"D x 5"H  
mm: 229 x 127  
BULB: (2) 40 w/m

## 8013

13"D x 5.75"H  
mm: 330 x 146  
BULB: (2) 60 w/m

## 8017

17"D x 6.75"H  
mm: 432 x 172  
BULB: (3) 60 w/m

## FINISHES

Aged Brass (AGB)  
Old Bronze (OB)  
Polished Nickel (PN)  
Satin Nickel (SN)

This octagonal flush mount allows more light to escape through its refractive convex glass along each side. The textured reverse side of this glass imbues a cozy diffusion effect on the light that escapes.



8866-PN



8866-AGB



8868-OB

## 8866

12"D x 4.5"H  
mm: 305 x 114  
BULB: (2) 60 w/m  
CANOPY: 9.5"D 241mm

## 8868

15.5"D x 4.5"H  
mm: 394 x 114  
BULB: (3) 60 w/m  
CANOPY: 12.75"D 324mm

## FINISHES

Aged Brass (AGB)  
Old Bronze (OB)  
Polished Nickel (PN)



# PATTERSON

---

By the 1920s, Art Nouveau's botanical motifs were dwarfed by the soaring heights of urban architecture. Iconic skyscrapers, like the Empire State Building and the Chrysler Building, adopted classically proportioned, linear designs. Patterson embodies this clean modern aesthetic. We set opal glass in finely cast metalwork to recapture the lasting class of vintage modern design.





5510-HN



5513-AGB



5513-PN



5516-PN



5516-OB

**5510**

10"D x 5.25"H  
mm: 254 x 133

**BULB:** (1) 60 w/m

**5513**

13"D x 5.75"H  
mm: 330 x 146

**BULB:** (2) 60 w/m

**5516**

16"D x 6.5"H  
mm: 406 x 165

**BULB:** (3) 60 w/m

**FINISHES**

Aged Brass (AGB)  
Historic Nickel (HN)  
Old Bronze (OB)  
Polished Nickel (PN)





6410-OB



6413-HN



6416-AGB



6416-PN

## 6410

10"D Point to Point x 5.25"H  
mm: 254 x 133  
BULB: (1) 60 w/m

## 6413

13"D Point to Point x 5.75"H  
mm: 330 x 146  
BULB: (2) 60 w/m

## 6416

16"D Point to Point x 6.75"H  
mm: 408 x 171  
BULB: (3) 60 w/m

## FINISHES

Aged Brass (AGB)  
Historic Nickel (HN)  
Old Bronze (OB)  
Polished Nickel (PN)



4210-HN



4213-AGB



4216-OB

### 4210

10" W x 5.25" H  
mm: 254 x 134

**BULB:** (1) 60 w/m

### 4213

13" W x 5.75" H  
mm: 330 x 146

**BULB:** (2) 60 w/m

### 4216

16" W x 6.5" H  
mm: 408 x 165

**BULB:** (3) 60 w/m

### FINISHES

Aged Brass (AGB)  
Historic Nickel (HN)  
Old Bronze (OB)  
Polished Nickel (PN)

# PARIS

---

Renee Lalique's peerless artistic vision encompassed forward-looking forms that he sensualized with memorable organic inspirations. The early 20th century glass pieces produced in his Paris studio are among the most highly sought by contemporary collectors. Embodying this aesthetic with carousels of curling petals, crowned by crisply fluted geometric cornices, the inspired glasswork of our Paris collection captures beauty for generations to come.



2513-PN



2516-AGB

## 2513

14"D x 6"H  
mm: 356 x 152  
**BULB:** (2) 60 w/m  
(Frosted/white Type B recommended)

## 2516

17"D x 7"H  
mm: 431 x 178  
**BULB:** (3) 60 w/m  
(Frosted/white Type B recommended)

## FINISHES

Aged Brass (AGB)  
Polished Nickel (PN)

# FRASER

Pioneering Continental European design of the mid-twentieth century favored black metal mesh for interior accents and furniture. Our Fraser pays homage to this period, with spun metal rings bordering a wall of perforated black metal. The warm light of Edison-style carbon-filament bulbs emanating through this mesh sets the stage for a warm and elegant ambience.



6811-AGB



6814-PN

## 6811

11"D x 5"H  
mm: 279 x 127  
BULB: (2) 60 w/m\*  
CANOPY: 11"D 279mm

## 6814

14"D x 5"H  
mm: 356 x 127  
BULB: (3) 60 w/m\*  
CANOPY: 14"D 356mm

## FINISHES

Aged Brass (AGB)  
Polished Nickel (PN)

## NOTES

\*Bulb(s) included (BLB-60).  
See page 685 for replacement  
bulb ordering information.





4112-AGB



4115-PN



4112-AZ



4115-OB



4112-SN

## 4112

11.75"D x 5"H  
mm: 299 x 127  
BULB: (2) 60 w/m

## 4115

15.75"D x 6.5"H  
mm: 400 x 165  
BULB: (3) 60 w/m

## FINISHES

Aged Brass (AGB)  
Aged Zinc (AZ)  
Old Bronze (OB)  
Polished Nickel (PN)  
Satin Nickel (SN)

# WINDFIELD



4412-AGB



4415-PN



4418-OB

## 4412

11.5"D x 6.25"H  
mm: 292 x 159  
BULB: (1) 60 w/m

## 4415

14.75"D x 8"H  
mm: 375 x 203  
BULB: (2) 60 w/m

## 4418

17.75"D x 9.75"H  
mm: 451 x 248  
BULB: (3) 60 w/m

## FINISHES

Aged Brass (AGB)  
Old Bronze (OB)  
Polished Nickel (PN)  
Satin Nickel (SN)



# GENESEEE

---

Adorn your space with the finely crafted details of the Genesee flush mount. A filigreed ring encircles Genesee's opal glassware, giving ornamental appeal to a ceiling standard. The elegant metal cornice embodies the fixture's classic beauty.





4310-AGB



4314-OB



4317-PN

**4310**  
10"D x 6.75"H  
mm: 254 x 171  
BULB: (1) 60 w/m

**4314**  
13.5"D x 7"H  
mm: 343 x 178  
BULB: (2) 60 w/m

**4317**  
17"D x 7"H  
mm: 432 x 178  
BULB: (3) 60 w/m

**FINISHES**  
Aged Brass (AGB)  
Old Bronze (OB)  
Polished Nickel (PN)





1112-SN



1109-PN



1112-OB



1115-AGB



1115-PC

## 1109

8.5"D x 5.25"H  
mm: 216 x 133  
BULB: (1) 60 w/m

## 1112

11.5"D x 5.5"H  
mm: 292 x 140  
BULB: (2) 60 w/m

## 1115

14.5"D x 5.75"H  
mm: 368 x 146  
BULB: (3) 60 w/m

## FINISHES

Aged Brass (AGB)  
Old Bronze (OB)  
Polished Chrome (PC)  
Polished Nickel (PN)  
Satin Nickel (SN)

# CARROLLTON

Carrollton brings heritage beauty to spaces with limited ceiling height. Referencing the curves and lines of crown molding, Carrollton complements homes that feature handsome architectural details. Cast metal arms, secured by a turned finial, suspend Carrollton's bell-shaped dome of glossy opal glass for a look that is classic, yet clean.



5411-OB



5414-AN



5414-PN



5417-FB

## 5411

11"D x 5.5"H  
mm: 279 x 140  
BULB: (1) 60 w/m

## 5414

14"D x 6.5"H  
mm: 356 x 165  
BULB: (2) 60 w/m

## 5417

17"D x 7.25"H  
mm: 432 x 184  
BULB: (3) 60 w/m

## FINISHES

Antique Nickel (AN)  
Flemish Brass (FB)  
Old Bronze (OB)  
Polished Nickel (PN)

# TRUMBULL

Trumbull's clean look works equally well in urban lofts and rural retreats. The fixtures' metalwork displays subtle industrial details. Straight-line knurling rings the collar, reinforcing Trumbull's rugged inspiration.



3322-PN



3323-OB



3323-SN

## 3322

13"W x 5.25"H  
mm: 330 x 133  
BULB: (2) 60 w/m

## 3323

16"W x 5.25"H  
mm: 406 x 133  
BULB: (3) 60 w/m

## FINISHES

Old Bronze (OB)  
Polished Nickel (PN)  
Satin Nickel (SN)

# RYE

Whether on the ceiling as a flush mount or on the wall as a porthole sconce, Rye makes a handsome addition to a room. Clean lines and simplicity guide the piece. Its only bit of whimsy is a faux hinge, there for ornamentation. Its front lifts off when the tiny ball across from the hinge is unscrewed.



2311-OB



2311-AGB



2314-PN

**2311**  
11"D x 4.75"H  
mm: 279 x 121  
BULB: (2) 60 w/m

**2314**  
14"D x 4.75"H  
mm: 356 x 121  
BULB: (3) 60 w/m

**FINISHES**  
Aged Brass (AGB)  
Old Bronze (OB)  
Polished Nickel (PN)



# WOODSTOCK

---

Detailed steps and curves form Woodstock's intricate metal base provide a fitting frame for the prismatic glass feature. Pressed inside and out with a pattern engineered to diffuse hot spots and spread an even array of illumination, Woodstock's glass is as innovative as it is attractive. Not only do these ceiling lights complement rooms with elaborate crown moldings, they add stateliness to spaces otherwise lacking in ornamentation.



7509-SN



7513-PN



7516-PN



7520-OB

**7509**  
9"D x 3.5"H  
mm: 229 x 89  
BULB: (1) 60 w/m

**7513**  
13"D x 4.5"H  
mm: 330 x 114  
BULB: (2) 60 w/m


**7516**  
16"D x 4.75"H  
mm: 406 x 121  
BULB: (3) 60 w/m

**7520**  
20"D x 5"H  
mm: 508 x 127  
BULB: (3) 60 w/m

**FINISHES**  
Old Bronze (OB)  
Polished Nickel (PN)  
Satin Nickel (SN)

# FREMONT

An industrial era innovation, hammered wire safety glass suggests this robust period of American ingenuity. Linear step details complete the cubic form of Fremont's cast metalwork and give complement to the glassware's wire grid.



5610-AGB



5610-PN



5614-OB

## 5610

10"SQ x 5"H  
mm: 254 x 127

**BULB:** (2) 60 w/m

**CANOPY:** 9"SQ 229mm

## 5614

14"SQ x 5"H  
mm: 356 x 127

**BULB:** (3) 60 w/m

**CANOPY:** 13"SQ 330mm

## FINISHES

Aged Brass (AGB)

Old Bronze (OB)

Polished Nickel (PN)



# CRISPIN

---

Faux bois (“fake wood”) is a venerable French tradition, an offshoot of trompe-l’œil (“deceive the eye”), in which artisans attempt to create a life-like representation of wood’s grain in materials that are not wood. Crispin casts a texturally rich faux bois pattern into metal, shining its light through Spanish alabaster for a beautiful diffusion effect. This combination of materials and textures adds a prestige of luxury while alluding to a wealth of rich European history.





6213-PN



6209-AGB



6209-OB



**6209**

9"D x 3.75"H  
mm: 229 x 95

LED: 12w, 120 volt, 750 lumens  
3000K, 90 CRI, Dimmable  
CANOPY: 8.5"D 216mm

**6213**

13"D x 3.75"H  
mm: 330 x 95

LED: 18w, 120 volt, 975 lumens  
3000K, 90 CRI, Dimmable  
CANOPY: 12.5"D 318mm

**FINISHES**

Aged Brass (AGB)  
Old Bronze (OB)  
Polished Nickel (PN)




# BROOKLINE

The “Industrial Chic” look capitalizes on the play between polished and rough elements. Brookline’s smooth metal surfaces contrast to its diamond-patterned black wire caging—a perfect embodiment of the aesthetic. Secured within this stylish cage is the lively glow of vintage tungsten filament lamps.



4000-PN



4001-AGB ADA

## 4000

3.5"SQ x 14.25"H  
mm: 89 x 362  
BULB: (1) 75 w/m\*  
CANOPY: 4.5"D 114mm

## 4001

5"W x 13"H x 3.5"E  
mm: 127 x 330 x 89  
BULB: (1) 75 w/m\*  
BACKPLATE: 4.75"W x 12.75"H  
mm: 121 x 324

## FINISHES

Aged Brass (AGB)  
Polished Nickel (PN)

## NOTES

\*Bulb Included (BLB-75-T10-9.5).  
See page 685 for replacement  
bulb ordering information.



4010-PN



4014-AGB

**4010**  
10"SQ x 4.25"H  
mm: 254 x 108  
**BULB:** (2) 60 w/m\*  
**CANOPY:** 8.25"D 210mm

**4014**  
14"SQ x 4.25"H  
mm: 356 x 108  
**BULB:** (3) 60 w/m\*  
**CANOPY:** 12.25"D 311mm

**FINISHES**  
Aged Brass (AGB)  
Polished Nickel (PN)

**NOTES**  
*\*Bulb Included (BLB-60-T14-5).  
See page 685 for replacement  
bulb ordering information.*





---

# NEW CANAAN



6501-PN



6501-AGB

## 6501

6.5"W x 15"H x 7.75"E  
mm: 165 x 381 x 197

**BULB:** (1) 100 w/m

**BACKPLATE:** 5.5"D 140mm

## FINISHES

Aged Brass (AGB)

Aged Nickel (AN)

Old Bronze (OB)

Polished Nickel (PN)

## NOTES

*UL listed for wet locations.*

*Polished Nickel (PN) finish not recommended for wet locations.*

---

# ROCKFORD



2901-OB



2901-AN

## 2901

9"W x 12.5"H x 10.75"E  
mm: 229 x 318 x 273

**BULB:** (1) 100 w/m

**BACKPLATE:** 5.5"D 140mm

## FINISHES

Aged Brass (AGB)

Aged Nickel (AN)

Old Bronze (OB)

Polished Nickel (PN)

## NOTES

*UL listed for wet locations.*

*Polished Nickel (PN) finish not recommended for wet locations.*



# CARSON

Nautical bulkhead lighting met two critical requirements: it deflected water from its surface, and it shielded glass from the hustle and bustle of ship life. Constructed from heavy metal castings and thickly pressed glass, Carson enhances the original's strength and beauty of function with our signature hand-worked finishes.



240-AGB



240-PN



240-AN



240-AZ



240-OB

## 240

5"W x 10"H x 6.25"E  
mm: 127 x 254 x 159  
**BULB:** (1) 100 w/m  
**BACKPLATE:** 4.5"D 114mm

## FINISHES

Aged Brass (AGB)  
Antique Nickel (AN)  
Aged Zinc (AZ)  
Old Bronze (OB)  
Polished Nickel (PN)

## NOTES

*UL listed for wet locations.  
Polished Nickel (PN) finish not  
recommended for wet locations.*

Vintage utility lighting inspired Groton's tough, no-nonsense design. Nevertheless, our choice of high-grade materials and finishes satisfy luxury expectations. UL rated for use in wet locations, such as showers and steam rooms, we seal Groton's light-source inside a watertight opal glass globe, which is further protected by the fixture's metal bulb cage.



3011-OB



3001-PN



3011-AN

### 3001

5"W x 10.5"H x 5.75"E  
mm: 127 x 267 x 146

**BULB:** (1) 100 w/m

**BACKPLATE:** 4.5"D 114mm

### 3011

5.75"D x 13"H  
mm: 146 x 330

**BULB:** (1) 100 w/m

**CANOPY:** 5"D 127mm

### FINISHES

Antique Nickel (AN)

Old Bronze (OB)

Polished Nickel (PN)

### NOTES

*UL listed for wet locations.*

*Polished Nickel (PN) finish not recommended for wet locations.*



# VALENCIA

---

Spanish alabaster garnered a reputation as a luxurious material for the duress in its extraction and its use in aristocratic and ecclesiastical spaces. Here we use the wonderfully light-diffusive material to conceal a powerful LED board. Paired with aged brass or polished nickel, it makes an exquisite bath and vanity sconce.




**3426-AGB** ADA



**3415-AGB** ADA

Fixtures on this page may be mounted vertically or horizontally.



**3415-PN** ADA



### 3415

4.75"W x 15"H x 2"E  
mm: 121 x 381 x 51  
LED: 9w, 120 volt, 750 lumens  
3000K, 90 CRI, Dimmable  
BACKPLATE: 4.75"W x 15"H  
mm: 121 x 381

### 3426

4.75"W x 26"H x 2"E  
mm: 121 x 660 x 51  
LED: 18w, 120 volt, 1500 lumens  
3000K, 90 CRI, Dimmable  
BACKPLATE: 4.75"W x 26"H  
mm: 121 x 660

**FINISHES**  
Aged Brass (AGB)  
Polished Nickel (PN)



# FISHER

Each cube of our Fisher fixture is a single work of glass that makes a serious impression in person. The glass is thick and heavy, hand-pressed with seeds by design to make for a bubbly appearance when finished. Each side of the glass cube is occupied with a wide, deep concavity. Like antique glass, there's a beautiful and slight ripple in the finished glass. We set this thick, masculine piece in the simplest of frames so as not to detract attention from the glasswork and its effect on the light.



1995-AGB



1991-PN



1993-PN

## 1991

5"SQ x 5.5"E  
mm: 127 x 140

**BULB:** (1) 25w G9 Xenon\*  
**BACKPLATE:** 4.75"SQ 121 mm

## 1993

13.75"W x 5"H x 5.5"E  
mm: 350 x 127 x 140

**BULB:** (3) 25w G9 Xenon\*  
**BACKPLATE:** 13.25"W x 4.5"H  
mm: 337 x 114

## 1995

22.75"W x 5"H x 5.5"E  
mm: 579 x 127 x 140

**BULB:** (5) 25w G9 Xenon\*  
**BACKPLATE:** 22.25"W x 4.5"H  
mm: 565 x 114


## FINISHES

Aged Brass (AGB)  
Polished Nickel (PN)

## NOTES

\*Bulb(s) included.  
Fixtures may be mounted  
horizontally or vertically.

Fluted cast metalwork clasps Albion's shimmering array of polished rods. The broad rods, beveled on each end, are arranged in tapering order before a frosted glass diffuser. A powerful LED driver marries Albion's twentieth century glamour with the energy-efficient technology of today.



408-AGB



414-PN

## 408

6.5"W x 16.5"H x 4.25"E  
mm: 165 x 419 x 108

LED: 14w, 120 volt, 900 lumens  
3000K, 90 CRI, Dimmable

BACKPLATE: 4.5"W x 12.25"H  
mm: 114 x 311

## 414

6.5"W x 24.75"H x 4.25"E  
mm: 165 x 629 x 108

LED: 24w, 120 volt, 1400 lumens  
3000K, 90 CRI, Dimmable

BACKPLATE: 4.5"W x 20.25"H  
mm: 114 x 514

## FINISHES

Aged Brass (AGB)  
Polished Nickel (PN)

**NOTES** Fixtures may be mounted vertically or horizontally.






# SHERRILL

---

In ancient times, important writings were set down with great artistry and care on scrolls, which would then be transported across deserts and beneath stars in canisters. Our Sherill's shape suggests this revered method of imparting and protecting treasured knowledge. Its walls of crystal beautifully affect the light that spills out from behind them.





**1023-AGB**



**1025-PN**

### 1023

14.75"W x 6.5"H x 4.5"E  
mm: 375 x 165 x 114  
**BULB:** (3) 40 w/c G16 ½  
**BACKPLATE:** 13.5"W x 4.5"H  
mm: 343 x 114

### 1025

22.5"W x 6.5"H x 4.5"E  
mm: 572 x 165 x 114  
**BULB:** (5) 40 w/c G16 ½  
**BACKPLATE:** 22.5"W x 4.5"H  
mm: 572 x 114

### FINISHES

Aged Brass (AGB)  
Polished Nickel (PN)

**NOTES** Fixtures may be mounted vertically or horizontally.



# NORWOOD

Crystal has accompanied electric lighting since its early days, adding its familiar ambience of classic elegance. Our Norwood sconce recontextualizes crystal's sense of glamour in a modern setting. Used either vertically or horizontally, 96-cut crystal beads completely cover the light sources in strung-together rows along the front and sides of a solid brass extruded frame. The light is beautifully refracted through the crystal walls, creating a warm sense of intimacy.



1005-AGB



1003-PN

## 1003

5.75"W x 14"H x 4.5"E  
mm: 146 x 356 x 114  
BULB: (3) 40 w/c G16 ½  
BACKPLATE: 4.5"W x 12.5"H  
mm: 114 x 318

## 1005

5.75"W x 22.5"H x 4.5"E  
mm: 146 x 572 x 114  
BULB: (5) 40 w/c G16 ½  
BACKPLATE: 4.5"W x 20.75"H  
mm: 114 x 527

## FINISHES

Aged Brass (AGB)  
Polished Nickel (PN)

**NOTES** Fixtures may be mounted vertically or horizontally.

# PARK SLOPE

Park Slope looms up and out with classic Art Deco verve. Cast, hammered brass at the top and bottom of this LED-driven family creates a textural, distinctive look.



5016-AGB ADA



5016-OB ADA



5016-PN ADA

## 5016

5.5"W x 16"H x 3.25"E  
mm: 140 x 406 x 83  
LED: 9w, 120 volt, 750 lumens  
3000K, 90 CRI, Dimmable  
BACKPLATE: 5.5"W x 16"H  
mm: 140 x 406

## 5027

5.5"W x 27"H x 3.25"E  
mm: 140 x 686 x 83  
LED: 18w, 120 volt, 1500 lumens  
3000K, 90 CRI, Dimmable  
BACKPLATE: 5.5"W x 27"H  
mm: 140 x 686

## FINISHES

Aged Brass (AGB)  
Old Bronze (OB)  
Polished Nickel (PN)



# MALCOLM

---

Malcolm offers a modern adaptation of an Art Deco-style lighting fixture of the sort you might see in old buildings in Manhattan. Both practical and luxurious, Malcolm is a bath bar that mounts either vertically or horizontally. Its white diffuser softens the glow, making for a better reflection by putting you in your best light.



6630-PN ADA



6622-PN ADA



6622-AGB ADA

**6622**

4.75"W x 18"H x 4"E  
mm: 121 x 457 x 102

LED: 9w, 120 volt 750 lumens  
3000K, 90 CRI, Dimmable

BACKPLATE: 4.25"W x 16.25"H  
mm: 108 x 413

**6630**

4.75"W x 30"H x 4"E  
mm: 121 x 762 x 102

LED: 18w, 120 volt 1500 lumens  
3000K, 90 CRI, Dimmable

BACKPLATE: 4.25"W x 24.25"H  
mm: 108 x 616

**FINISHES**


Aged Brass (AGB)  
Polished Nickel (PN)

**NOTES** Fixtures may be mounted vertically or horizontally.



# SKYLAR

Spanish alabaster from the quarry of Aragon has long been considered an ideal substance for sculpture. Used in religious statuary and by prosperous families of Renaissance Spain, the material is richly veined and pleasantly porous. Due to the amount of light it lets through, it was often used for windows. We took note. In our Skylar family, we mount a slab of Spanish alabaster with thin metal clasps over an LED lamp. As the light pours through it, it creates a beautiful effect.



1114-OB ADA



1114-AGB ADA



1125-PN ADA

## 1114

5"W x 13.75"H x 2.75"E  
mm: 127 x 350 x 70  
**LED:** 9w, 120 volt 750 lumens  
3000K, 90 CRI, Dimmable  
**BACKPLATE:** 4.25"W x 13"H  
mm: 108 x 330

## 1125

5"W x 24.75"H x 2.75"E  
mm: 127 x 629 x 70  
**BULB:** 18w, 120 volt 1500 lumens  
3000K, 90 CRI, Dimmable  
**BACKPLATE:** 4.25"W x 24"H  
mm: 108 x 610

## FINISHES

Aged Brass (AGB)  
Old Bronze (OB)  
Polished Nickel (PN)

**NOTES** Fixtures may be mounted vertically or horizontally.

# ROYALE

This scroll of light uses LED technology and is tailored to ADA specifications. Baubles of rock crystal adorn this supple cylinder on either end, making it a beautiful addition to a luxury bath or vanity setting.



2912-PN ADA



2912-AGB ADA



2920-PC ADA

## 2912

5"W x 22"H x 4"E

mm: 127 x 559 x 102

LED: 14w, 120 volt, 900 lumens  
3000K 90 CRI, Dimmable

BACKPLATE: 5"D 127mm

## 2920

5"W x 29.75"H x 4"E

mm: 127 x 756 x 102

LED: 24w, 120 volt, 1400 lumens  
3000K, 90 CRI, Dimmable

BACKPLATE: 5"D 127mm

## FINISHES

Aged Brass (AGB)

Polished Chrome (PC)

Polished Nickel (PN)

**NOTES** Fixtures may be mounted vertically or horizontally.



# BUCKLEY

---

The handmade glass that artfully distorts the light in our Buckley family is unique. Clean, ribbed glass faces inward from the ovalsque piece. Broken chips of glass have been fused onto the back, causing a refractory effect. A double band of thick square metal mounts the fixture.





5841-PN



5842-AGB



5843-AGB



5844-PN

**5841**

12.75"W x 5"H x 4.5"E  
mm: 324 x 127 x 114  
**BULB:** (1) 35w G9 Xenon\*  
**BACKPLATE:** 5"W x 4.5"H  
mm: 127 x 114

**5842**

18"W x 5"H x 4.5"E  
mm: 457 x 127 x 114  
**BULB:** (2) 35w G9 Xenon\*  
**BACKPLATE:** 10"W x 4.5"H  
mm: 254 x 114

**5843**

25"W x 5"H x 4.5"E  
mm: 635 x 127 x 114  
**BULB:** (3) 35w G9 Xenon\*  
**BACKPLATE:** 17"W x 4.5"H  
mm: 432 x 114

**5844**

31"W x 5"H x 4.5"E  
mm: 787 x 127 x 114  
**BULB:** (4) 35w G9 Xenon\*  
**BACKPLATE:** 23"W x 4.5"H  
mm: 584 x 114

**FINISHES**

Aged Brass (AGB)  
Polished Nickel (PN)

**NOTES** \*Bulb(s) included. | Fixtures may be mounted vertically or horizontally.



# BRISTOL

Hospitable flourishes give our Bristol sconce timeless historical appeal. Crown finials cap each end of the cast metalwork and serve as a fitting complement to the fluted glass. Metal hinges facilitate easy bulb changing, while adding authentic detail.



951-AGB



952-PN



953-HB

**951**  
5"W x 10.5"L x 4.25"E  
mm: 127 x 267 x 108  
**BULB:** (1) 60 w/m

**952**  
5"W x 20.25"L x 4.25"E  
mm: 127 x 514 x 108  
**BULB:** (2) 60 w/m

**953**  
5"W x 30.5"L x 4.25"E  
mm: 127 x 775 x 108  
**BULB:** (4) 60 w/m

**FINISHES**  
Aged Brass (AGB)  
Historic Bronze (HB)  
Polished Nickel (PN)

**NOTES** Fixtures may be mounted vertically or horizontally.



**3833-PN**



**3832-OB**



**3831-AGB**

**3831**

4.75"W x 13"H x 4.25"E  
 mm: 121 x 330 x 108  
**BULB:** (1) 60 w/m  
**BACKPLATE:** 4"W x 8.5"H  
 mm: 102 x 216

**3832**

4.75"W x 19.5"H x 4.25"E  
 mm: 121 x 495 x 108  
**BULB:** (2) 60 w/m  
**BACKPLATE:** 4"W x 15"H  
 mm: 102 x 381

**3833**

4.75"W x 29.75"H x 4.25"E  
 mm: 121 x 756 x 108  
**BULB:** (4) 60 w/m  
**BACKPLATE:** 4"W x 25.5"H  
 mm: 102 x 648

**FINISHES**

Aged Brass (AGB)  
 Old Bronze (OB)  
 Polished Nickel (PN)

**NOTES** Fixtures may be mounted vertically or horizontally.





# WESTVILLE

---

A dazzling focal point, both faceted and fluid, Westville shimmers in any setting. Pressed and flame polished handcrafted glass gives the sconce its lively impression. With both finishes included, you choose which looks most appealing in your space.





**3517-PN**



**3512-PN**

Shown with Polished Brass finials.



**3523-PN**

**3512**

7.25"W x 12.25"H x 4.25"E  
 mm: 184 x 311 x 108  
**BULB:** (2) 35 w/G9 Xenon\*  
**BACKPLATE:** 4.5"W x 10"H  
 mm: 114 x 254

**3517**

7.25"W x 17.5"H x 4.25"E  
 mm: 184 x 445 x 108  
**BULB:** (3) 35 w/G9 Xenon\*  
**BACKPLATE:** 4.5"W x 14.75"H  
 mm: 114 x 375

**3523**

7.25"W x 23.25"H x 4.25"E  
 mm: 184 x 591 x 108  
**BULB:** (4) 35 w/G9 Xenon\*  
**BACKPLATE:** 4.5"W x 21"H  
 mm: 114 x 534

**FINISHES**

Polished Nickel (PN)  
*Items on this page come with  
 two sets of finials Polished Brass (PB)  
 and Polished Nickel (PN)*

**NOTES** \*Bulb(s) included. | Fixtures may be mounted vertically or horizontally.



# MCLEAN


Thin, tight ribbing refracts bright columns of light across McLean's clear glass rods that conceal the bulbs within, while preserving the fixture's pristine appearance. Ball finials complete the rod sconce's clean deco styling. McLean can be mounted horizontally or vertically, giving you the flexibility to pair this classy look with a variety of vanity configurations.



851-PN ADA



852-AN ADA



853-PN ADA

## 851

4.75"W x 12.5"H x 4"E  
mm: 121 x 318 x 102

**BULB:** (1) 60 w/c

**BACKPLATE:** 4.75"W x 10.25"H  
mm: 121 x 260

## 852

4.75"W x 19"H x 4"E  
mm: 121 x 483 x 102

**BULB:** (2) 60 w/c

**BACKPLATE:** 4.75"W x 16.75"H  
mm: 121 x 425

## 853

4.75"W x 29.5"H x 4"E  
mm: 121 x 749 x 102

**BULB:** (4) 60 w/c

**BACKPLATE:** 4.75"W x 27"H  
mm: 121 x 686

## FINISHES

Antique Nickel (AN)  
Polished Nickel (PN)

**NOTES** Fixtures may be mounted vertically or horizontally.

# PRESCOTT

The City of Lights sparkles in Prescott's opulent touches. A prismatic crystal ball caps each end of the fixture, adding Parisian glamour to a beloved deco style. Acid etching diffuses light evenly across the glass tube.



493-PN ADA



491-PN ADA



492-BB ADA

## 491

4.75"W x 12.75"H x 4"E  
mm: 121 x 324 x 102

**BULB:** (1) 60 w/m

**BACKPLATE:** 4.75"W x 10.25"H  
mm: 121 x 260

## 492

4.75"W x 19"L x 4"E  
mm: 121 x 483 x 102

**BULB:** (2) 60 w/m

**BACKPLATE:** 4.75"W x 16.75"H  
mm: 121 x 425

## 493

4.75"W x 29.5"H x 4"E  
mm: 121 x 749 x 102

**BULB:** (4) 60 w/m

**BACKPLATE:** 4.75"W x 27.25"H  
mm: 121 x 692

## FINISHES

Brushed Bronze (BB)  
Polished Nickel (PN)

**NOTES** Fixtures may be mounted vertically or horizontally.

# SHERIDAN

In a vanity setting, Sheridan's glowing opal glass cylinders swing closer to the mirror for greater light intensity while applying cosmetics or farther apart for broader ambient illumination. Powerful LED lamps deliver bright illumination with a fraction of the energy required by traditional bulbs.



9714-PC



9708-AGB



9708-PN

## 9708

3.25"W x 15.5"H x 6"E  
mm: 83 x 394 x 152

LED: 14w, 120 volt, 900 lumens  
3000K, 90 CRI, Dimmable

BACKPLATE: 3.25"W x 15.5"H  
mm: 83 x 394

## 9714

3.25"W x 23.5"L x 6"E  
mm: 83 x 597 x 152

LED: 24w, 120 volt, 1400 lumens  
3000K, 90 CRI, Dimmable

BACKPLATE: 3.25"W x 23.5"H  
mm: 83 x 597

## FINISHES

Aged Brass (AGB)  
Polished Chrome (PC)  
Polished Nickel (PN)

**NOTES** *Designed for use with a 2" x 4" gem box. | Fixtures may be mounted vertically or horizontally.*



563-PN ADA



562-DB ADA



561-AGB ADA



561-AN ADA

**561**  
5"W x 12.5"H x 4"E  
mm: 127 x 318 x 102  
BULB: (1) 60 w/m

**562**  
20"W x 5"H x 4"E  
mm: 508 x 127 x 102  
BULB: (2) 60 w/m

**563**  
5"W x 28"H x 4"E  
mm: 127 x 711 x 102  
BULB: (4) 60 w/m

**FINISHES**  
Aged Brass (AGB)  
Antique Nickel (AN)  
Distressed Bronze (DB)  
Polished Nickel (PN)

**NOTES** Fixtures may be mounted vertically or horizontally.






# BLYTHE

---

Technological breakthroughs lifted New York's Flatiron Building skyward. Blythe invokes this memorably shaped city icon in brilliant wedges of stacked glass. Corded cornices and prismatic sides impart vintage glamour, which merged ornamental flourishes with modern innovations.




5995-PN



5992-PN



5994-PN



5993-PN

**5992**  
 5.5"W x 9.25"H x 4.25"E  
 mm: 140 x 235 x 108  
**BULB:** (2) 25 w/G9 Xenon\*  
**BACKPLATE:** 4.5"W x 8.75"H  
 mm: 114 x 222

**5993**  
 5.5"W x 13.5"H x 4.25"E  
 mm: 140 x 343 x 108  
**BULB:** (3) 25 w/G9 Xenon\*  
**BACKPLATE:** 4.5"W x 13"H  
 mm: 114 x 330

**5994**  
 5.5"W x 17.75"H x 4.25"E  
 mm: 140 x 451 x 108  
**BULB:** (4) 25 w/G9 Xenon\*  
**BACKPLATE:** 4.5"W x 17.25"H  
 mm: 114 x 438

**5995**  
 5.5"W x 22"H x 4.25"E  
 mm: 140 x 559 x 108  
**BULB:** (5) 25 w/G9 Xenon\*  
**BACKPLATE:** 4.5"W x 21.5"H  
 mm: 114 x 546

**FINISH**  
 Polished Nickel (PN)

**NOTES** \*Bulbs included. | Fixtures on this page may only be mounted vertically.





# ARCADIA

---

Drawn in pure lines, Arcadia reaches the modernist cusp by distilling the Art Deco movement to its core focus on graceful form. The sconce's sleek column of etched pressed glass expresses this clean aesthetic, while evenly casting attractive illumination in all directions.



1984-PN ADA



1983-SN ADA



1982-PN ADA

### 1982

5.5"W x 14"H x 4"E  
mm: 140 x 355 x 102  
**BULB:** (2) 35 w/G9 Xenon\*  
**BACKPLATE:** 4.5"W x 11.5"H  
mm: 114 x 292

### 1983

5.5"W x 18.5"H x 4"E  
mm: 140 x 470 x 102  
**BULB:** (3) 35 w/G9 Xenon\*  
**BACKPLATE:** 4.5"W x 16"H  
mm: 114 x 406

### 1984

5.5"W x 21"H x 4"E  
mm: 140 x 533 x 102  
**BULB:** (4) 35 w/G9 Xenon\*  
**BACKPLATE:** 4.5"W x 18.5"H  
mm: 114 x 470

### FINISHES

Satin Nickel (SN)  
Polished Nickel (PN)

**NOTES** \*Bulbs included. | Fixtures on this page may only be mounted vertically.





# HEBRON

---

Custom glass gives Hebron the prized character of functional artwork. The deeply pressed and polished bubble motif displays the beauty of design and the skill of master glass crafters. Etched inside, Hebron spreads an even array of light throughout your space.



**6995-PN**



**6992-PN**



**6993-PN**



**6994-PN**

**6992**

7.5"W x 9.75"H x 4.25"E  
mm: 191 x 248 x 108  
**BULB:** (2) 35 w/G9 Xenon\*  
**BACKPLATE:** 4.5"W x 8.5"H  
mm: 114 x 216

**6993**

7.5"W x 14"H x 4.25"E  
mm: 191 x 356 x 108  
**BULB:** (3) 35 w/G9 Xenon\*  
**BACKPLATE:** 4.5"W x 13"H  
mm: 114 x 330

**6994**

7.5"W x 18.5"H x 4.25"E  
mm: 191 x 470 x 108  
**BULB:** (4) 35 w/G9 Xenon\*  
**BACKPLATE:** 4.5"W x 17.5"H  
mm: 114 x 445

**6995**

7.5"W x 23"H x 4.25"E  
mm: 191 x 585 x 108  
**BULB:** (5) 35 w/G9 Xenon\*  
**BACKPLATE:** 4.5"W x 22"H  
mm: 114 x 559

**FINISH**

Polished Nickel (PN)

**NOTES** \*Bulbs included. | Fixtures on this page may only be mounted vertically.

# NICHOLS

---

In a nod to the heights achieved in 20th-century urban architecture, our Nichols collection features towering mouth-blown triplex glass. Just as innovations in building allowed those cloud-poking spires to rise up, our Nichols embraces innovations in lighting technology with a powerful, highly efficient, and environmentally-conscious LED light source.



714-BB ADA



708-PN ADA

## 708

14.5"L x 4"W x 2.75"E  
mm: 368 x 102 x 70

LED: 14w, 120 volt, 900 lumens  
3000K, 90 CRI, Dimmable

BACKPLATE: 3.5"W x 11.5"H  
mm: 89 x 292

## 714

22.5"L x 4"W x 2.75"E  
mm: 572 x 102 x 70

LED: 24w, 120 volt, 1400 lumens  
3000K, 90 CRI, Dimmable

BACKPLATE: 3.5"W x 19.5"H  
mm: 89 x 495

## FINISHES

Brushed Bronze (BB)  
Polished Nickel (PN)

**NOTES** *Designed for use with a 2" x 4" gem box. | Fixtures may be mounted vertically or horizontally.*



# FREMONT

An industrial era innovation, hammered wire safety glass suggests this robust period of American ingenuity. Linear step details complete the cubic form of Fremont's cast metalwork and give complement to the glassware's wire grid.



5601-OB **ADA**



5601-AGB **ADA**



5602-PN **ADA**

## 5601

5"W x 14"H x 3.75"E  
mm: 127 x 356 x 95  
**BULB:** (1) 75 w/m\*  
**BACKPLATE:** 4.5"W x 13.5"H  
mm: 114 x 343

## 5602

5"W x 23"H x 3.75"E  
mm: 127 x 584 x 95  
**BULB:** (2) 75 w/m\*  
**BACKPLATE:** 4.5"W x 22.5"H  
mm: 114 x 572

## FINISHES

Aged Brass (AGB)  
Old Bronze (OB)  
Polished Nickel (PN)

## NOTES

\*Bulb Included (BLB-75-T10-9.5)  
See page 685 for replacement  
bulb ordering information.




# BRIGHTON

Sleek and retro, Brighton's oblong opal glass diffuser delivers vivid illumination at the bath vanity. Low-profile cast metal clasps secure the handcrafted glass with minimal obstruction of the light source.



3601-PC ADA



3602-SN ADA



3604-SN ADA

**3601**  
5"W x 8.5"H x 4"E  
mm: 127 x 216 x 102  
BULB: (1) 60 w/c  
BACKPLATE: 5"D 127mm

**3602**  
5"W x 18.5"H x 3.5"E  
mm: 470 x 127 x 89  
BULB: (2) 60 w/c  
BACKPLATE: 5"D 127mm

**3604**  
5"W x 26"H x 3.5"E  
mm: 660 x 127 x 89  
BULB: (4) 60 w/c  
BACKPLATE: 5"D 127mm

**FINISHES**  
Polished Chrome (PC)  
Satin Nickel (SN)

**NOTES** 3602 and 3604 may be mounted vertically or horizontally.

# VENTURA

Maximum function, minimalist form: Ventura features energy-efficient lamping in a sleek, modern fixture. Shaded behind an etched diffuser, Ventura's included fluorescent light source consumes a fraction of the energy required by a traditional incandescent bulb and lasts approximately ten times longer.

1224-PN ADA



1236-SN ADA



1248-PN ADA



**1224**  
4.5"W x 27"H x 3.75"E  
mm: 114 x 686 x 95  
**BULB:** (1) 14w T5 Fluorescent\*  
**BACKPLATE:** 4.5"SQ 114mm

**1236**  
4.5"W x 39"H x 3.75"E  
mm: 114 x 991 x 95  
**BULB:** (1) 21w T5 Fluorescent\*  
**BACKPLATE:** 4.5"SQ 114mm

**1248**  
4.5"W x 50.75"H x 3.75"E  
mm: 114 x 1289 x 95  
**BULB:** (1) 28w T5 Fluorescent\*  
**BACKPLATE:** 4.5"SQ 114mm

**FINISHES**  
Polished Nickel (PN)  
Satin Nickel (SN)

**NOTES** \*Bulb included. | Fixtures may be mounted vertically or horizontally.



# CORNWALL

---

Celebrated in the early 20th century for its strong yet open framework, the “apothecary sink” is cherished still. We designed the Cornwall bath collection with inspiration from the pipe-and-ball metalwork of the original sink of this kind. Mouth-blown cylinders of opal glass and cast-metal socket holders manifest timeless style.



822-PC



822-PN

Fixture 822 may be mounted vertically or horizontally.



821-AGB



821-SN



821-OB

## 821

5"W x 15.25"H x 4.5"E  
mm: 127 x 387 x 114  
**BULB:** (1) 75 w/m T10\*  
**BACKPLATE:** 5"D 127mm

## 822

5"W x 25.5"H x 4.5"E  
mm: 127 x 648 x 114  
**BULB:** (2) 75 w/m T10\*  
**BACKPLATE:** 5"D 127mm

## FINISHES

Aged Brass (AGB)  
Old Bronze (OB)  
Polished Chrome (PC)  
Polished Nickel (PN)  
Satin Nickel (SN)

## NOTES

\*Bulb included (BLB-75-T10).  
See page 685 for replacement  
bulb ordering information.



# MILL VALLEY

---



1262-SN ADA



1261-OB ADA



1261-PN ADA

## 1261

4.5"W x 12.25"H x 4"E

mm: 114 x 311 x 102

**BULB:** (1) 60 w/m T10

**BACKPLATE:** 4.5"SQ 114mm

## 1262

4.5"W x 20"H x 4"E

mm: 114 x 508 x 102

**BULB:** (2) 60 w/m T10

**BACKPLATE:** 4.5"SQ 114mm

## FINISHES

Old Bronze (OB)

Polished Nickel (PN)

Satin Nickel (SN)

**NOTES** *Fixture 1262 may be mounted vertically or horizontally.*

# FULTON

Set against the smooth expanse of backplate, Fulton's fluted lamp holder provides pleasing contrast. The impression made by this vertical fluting depends on which of our attractive finishes you choose. When swathed in Polished Nickel, Fulton gleams with glamour. Satin Nickel, on the other hand, gives it a subdued and muted elegance. Old Bronze suggests a more rustic setting.



1821-PN ADA



1821-OB ADA



1822-SN ADA

## 1821

4.75"W x 12.25"H x 4"E

mm: 121 x 311 x 102

**BULB:** (1) 75 w/m T10

**BACKPLATE:** 4.75"W x 6"H

mm: 121 x 152

## 1822

4.75"W x 20.5"H x 4"E

mm: 121 x 521 x 102

**BULB:** (2) 75 w/m T10

**BACKPLATE:** 4.75"W x 6"H

mm: 121 x 152

## FINISHES

Old Bronze (OB)

Polished Nickel (PN)

Satin Nickel (SN)

*Fixture 1822 may be mounted vertically or horizontally.*



# HARPER

---

Harper's expanse of opal glass appears all the more smooth in contrast to its textured base. The deeply cast texture of Harper's inspired metalwork adds a memorable detail to the handsome wall sconce.



1562-AGB



1561-DB



1561-AN

## 1561

5.25"W x 12"H x 5"E  
mm: 133 x 305 x 127

**BULB:** (1) 100 w/m

**BACKPLATE:** 5.25"SQ 133mm

## 1562

5.25"W x 21"H x 5"E  
mm: 133 x 533 x 127

**BULB:** (2) 100 w/m

**BACKPLATE:** 5.25"W x 7"H  
mm: 133 x 178

## FINISHES

Aged Brass (AGB)  
Antique Nickel (AN)  
Distressed Bronze (DB)  
Polished Nickel (PN)

## NOTES

*Fixture 1562 may be mounted vertically or horizontally.*





# PYLON

---

Set into a bevel-cut holder, Pylon's long glass diffuser is an example of "Simple is not simply done." On the interior, the glass is both fluted and etched. The glass shade's exterior is both clear and smooth. As LED-driven light moves through this piece, it creates a futuristic impression. Pylon's thin, linear principle is reflected in its smaller-than-standard backplate and ADA-certification, providing easy passage.



2142-PN **ADA**



2141-AGB **ADA**



2141-PC **ADA**

## 2141

2.75"W x 13.75"H x 2.5"E  
mm: 70 x 348 x 64

**BULB:** (1) 6w LED T8\*

**BACKPLATE:** 2.75"W x 4.25"H  
mm: 70 x 108

## 2142

2.75"W x 26"H x 2.5"E  
mm: 70 x 660 x 64

**BULB:** (2) 6w LED T8\*

**BACKPLATE:** 2.75"W x 4.25"H  
mm: 70 x 108

## FINISHES

Aged Brass (AGB)  
Polished Chrome (PC)  
Polished Nickel (PN)

## NOTES

\*Bulb(s) included (BLB-6W-T8).  
See page 685 for replacement  
bulb ordering information.

Fixture 2142 may be mounted  
vertically or horizontally.

# EVERETT

We frame Everett's classically styled lamp with a raised panel backplate. The dressy look is at home in both formal settings and those in search of a timeless touch. Cast metal trim atop the glossy opal shade balances Everett's stepped base. Everett is available in both round and square versions.



371-AGB



371-PN



471-SN



471-OB

## 371

4.75"W x 14.25"H x 4.5"E  
mm: 121 x 362 x 114

**BULB:** (1) 100 w/m

**BACKPLATE:** 4.75"W x 14.25"H  
mm: 121 x 362

## 471

4.75"W x 14.25"H x 4.5"E  
mm: 121 x 362 x 114

**BULB:** (1) 100 w/m

**BACKPLATE:** 4.75"W x 14.25"H  
mm: 121 x 362

## FINISHES

Aged Brass (AGB)  
Old Bronze (OB)  
Polished Nickel (PN)  
Satin Nickel (SN)

Walton's white diffuser is a hexagonal column matched by its metal pedestal. Its thoughtful design disguises all mounting hardware, ensuring no distraction from the fixture's sleek outline and hand-rubbed finish.



320-OB ADA



320-AGB ADA



320-SN ADA



320-PN ADA



320-PC ADA

### 320

4.5"W x 15"H x 4"E  
mm: 114 x 381 x 102

**BULB:** (1) 75 w/m\*

**BACKPLATE:** 4.5"W x 15"H  
mm: 114 x 381

### FINISHES

Aged Brass (AGB)  
Old Bronze (OB)  
Polished Chrome (PC)  
Polished Nickel (PN)  
Satin Nickel (SN)

### NOTES

\*Bulb included (BLB-75-T10-8.5).  
See page 685 for replacement  
bulb ordering information.



# THOMPSON

The perpendicular platform at the base of Thompson's rectangular backplate supports a smooth column of opal glass. Keeping the entire composition contained within the backplate's sleek outline creates a satisfying sense of minimalist poise. We offer Thompson with both round and rectangular glass.



420-OB ADA



420-PC ADA



520-SN ADA



520-PN ADA

## 420

4.75"W x 14"H x 4"E  
mm: 121 x 356 x 102

**BULB:** (1) 75 w/m\*

**BACKPLATE:** 4.75"W x 14"H  
mm: 121 x 356

## 520

4.75"W x 14"H x 4"E  
mm: 121 x 356 x 102

**BULB:** (1) 75 w/m\*

**BACKPLATE:** 4.75"W x 14"H  
mm: 121 x 356

## FINISHES

Old Bronze (OB)  
Polished Chrome (PC)  
Polished Nickel (PN)  
Satin Nickel (SN)

## NOTES

\*Bulb included (BLB-75-T10-8.5).  
See page 685 for replacement bulb  
ordering information.

# LIVINGSTON

Minimalism for the bath and vanity setting. Livingston mounts a long up-thrust rectangle diffuser on a ninety-degree arm. Unembellished backplate and arm are a singular smooth piece of cast metal, taking on a variety of characteristics throughout the fixture's available finishes.



550-PN ADA



550-SN ADA



550-AGB ADA



550-PC ADA



550-OB ADA

**550**  
4.5"W x 13.75"H x 4"E  
mm: 114 x 349 x 102  
**BULB:** (1) 75 w/m\*  
**BACKPLATE:** 4.5"W x 5.5"H  
mm: 114 x 133

**FINISHES**  
Aged Brass (AGB)  
Old Bronze (OB)  
Polished Chrome (PC)  
Polished Nickel (PN)  
Satin Nickel (SN)

**NOTES**  
*\*Bulb included (BLB-75-T10-8.5).  
See page 685 for replacement  
bulb ordering information.*

# COLD SPRING

---

Retrofuturistic design seeks to embody and celebrate a past imagination of the future. Cold Spring sits nicely in this category, executed with precision through a machined technique. We use “subtractive manufacturing” to render the exact curves and lines of the metalwork. State-of-the-art computer-controlled metal-cutting provides the appearance of perfect fluidity. Cold Spring’s opal glass complements the curve of the candle cup, extending the established line to a natural conclusion.



5001-OB



5001-SN



5001-PC

## 5001

4.75"W x 12.25"H x 4.25"E

mm: 121 x 311 x 108

BULB: (1) 75 w/m\*

BACKPLATE: 4.75"D 121mm

## FINISHES

Old Bronze (OB)

Polished Chrome (PC)

Satin Nickel (SN)

## NOTES

\*Bulb included (BLB-75-T10-8.5).

See page 685 for replacement  
bulb ordering information.

# BROOKE

Brooke's circular socket holders complement the robust curve of the tapered glass shade. Cast beaded rings and stepped metal shade caps enhance Brooke's confident appearance.



1681-OB



1682-PC



1681-PN



1681-SN



1682-AGB

## 1681

4.5"W x 12"H x 4.75"E  
mm: 114 x 305 x 119  
BULB: (1) 60 w/m  
BACKPLATE: 4.5"D 114mm

## 1682

4.5"W x 19.5"H x 4.75"E  
mm: 114 x 495 x 119  
BULB: (2) 60 w/m  
BACKPLATE: 4.5"D 114mm

## FINISHES

Aged Brass (AGB)  
Old Bronze (OB)  
Polished Chrome (PC)  
Polished Nickel (PN)  
Satin Nickel (SN)

## NOTES

*Fixture 1682 may be mounted vertically or horizontally.*





# BAIRD

---

Circle and sphere pair to breathe new life into a classic form. Mouth-blown spheres soften the light, attached to thick, circular backplates. Paired together, these two elements lighten not just the room but the mood, the playful spirit behind our Baird family shining through.



**9081-PC**



**9081-AGB**

9081 can be used as a flush mount or wall sconce.



**9082-AGB**



**9083-PC**



**9084-AGB**

**9081**

4.75"W x 4.75"H x 5.25"E  
mm: 121 x 121 x 133  
**BULB:** (1) 3w G9 LED\*  
**BACKPLATE:** 4.75"D 121mm

**9082**

11"W x 4.75"H x 5.25"E  
mm: 279 x 121 x 133  
**BULB:** (2) 3w G9 LED\*  
**BACKPLATE:** 4.75"D 121mm

**9083**

17"W x 4.75"H x 5.25"E  
mm: 432 x 121 x 133  
**BULB:** (3) 3w G9 LED\*  
**BACKPLATE:** 4.75"D 121mm

**9084**

23.5"W x 4.75"H x 5.25"E  
mm: 597 x 121 x 133  
**BULB:** (4) 3w G9 LED\*  
**BACKPLATE:** 4.75"D 121mm

**FINISHES**

Aged Brass (AGB)  
Polished Chrome (PC)

**NOTES**

\*Bulb(s) included.  
(BLB-3W-G9)  
See page 685 for replacement  
bulb ordering information.

*Fixtures may be mounted horizontally or vertically.*

# ORIN

Our Orin family used a laborious artisanal technique to sculpt extraordinary glass diffusers. Each octagonal pear-shaped shade is blown five times, intentionally leaving globules profusely spread throughout the glass for their lovely effect on the light's emanation.



1321-AGB



1322-SN



1323-PC



1324-AGB

## 1321

4.75"W x 10"H x 5.75"E  
mm: 121 x 254 x 146  
**BULB:** (1) 3w G9 LED\*  
**BACKPLATE:** 4.5"D 114mm

## 1322

12.5"W x 10"H x 5.75"E  
mm: 318 x 254 x 146  
**BULB:** (2) 3w G9 LED\*  
**BACKPLATE:** 4.5"D 114mm

## 1323

20.25"W x 10"H x 5.75"E  
mm: 514 x 254 x 146  
**BULB:** (3) 3w G9 LED\*  
**BACKPLATE:** 4.5"D 114mm

## 1324

28.5"W x 10"H x 5.75"E  
mm: 724 x 254 x 146  
**BULB:** (4) 3w G9 LED\*  
**BACKPLATE:** 4.5"D 114mm

## FINISHES

Aged Brass (AGB)  
Polished Chrome (PC)  
Satin Nickel (SN)

## NOTES

\*Bulb(s) included.  
(BLB-3W-G9)  
See page 685 for replacement  
bulb ordering information.

# NIMBUS

Nimbus arranges glass diffusers into organic geometric shapes, soft edges distinguishing each facet from the next. Artisans blow the glass into form five times, intentionally dropping pockets of air into one-of-a-kind scatters of globs. A stepped backplate finishes the piece.



**4181-PN**


4181 can be used as a flush mount or wall sconce.



**4181-AGB**



**4182-AGB**



**4183-OB**



**4184-AGB**



**4185-PN**

**4181**  
4.5"SQ x 5"E  
mm: 114 x 127  
**BULB:** (1) 3w G9 LED\*  
**BACKPLATE:** 4.5"SQ  
114mm

**4182**  
11"W x 4.5"H x 5"E  
mm: 279 x 114 x 127  
**BULB:** (2) 3w G9 LED\*  
**BACKPLATE:** 11"W x 4.5"H  
mm: 279 x 114

**4183**  
17.25"W x 4.5"H x 5"E  
mm: 438 x 114 x 127  
**BULB:** (3) 3w G9 LED\*  
**BACKPLATE:** 17.25"W x 4.5"H  
mm: 438 x 114

**4184**  
24"W x 4.5"H x 5"E  
mm: 610 x 114 x 127  
**BULB:** (4) 3w G9 LED\*  
**BACKPLATE:** 24"W x 4.5"H  
mm: 610 x 114

**4185**  
30.25"W x 4.5"H x 5"E  
mm: 768 x 114 x 127  
**BULB:** (5) 3w G9 LED\*  
**BACKPLATE:** 30.25"W x 4.5"H  
mm: 768 x 114

**FINISHES**  
Aged Brass (AGB)  
Old Bronze (OB)  
Polished Nickel (PN)

**NOTES** \*Bulb(s) included. (BLB-3W-G9). See page 685 for replacement bulb ordering information.





**4744-PN**




**4741-PN**

4741 can be used as a flush mount or wall sconce.



**4741-PN**



**4742-AGB**



**4743-AGB**

**4741**

5"W x 5"H x 7.5"E  
mm: 127 x 127 x 191  
**BULB:** (1) 3w G9 LED\*  
**BACKPLATE:** 5"D 127mm

**4742**

13"W x 5"H x 7.5"E  
mm: 330 x 127 X 191  
**BULB:** (2) 3w G9 LED\*  
**BACKPLATE:** 5"D 127mm

**4743**

20.75"W x 5"H x 7.5"E  
mm: 527 x 127 x 191  
**BULB:** (3) 3w G9 LED\*  
**BACKPLATE:** 5"D 127mm

**4744**

28.5"W x 5"H x 7.5"E  
mm: 724 x 127 x 191  
**BULB:** (4) 3w G9 LED\*  
**BACKPLATE:** 5"D 127mm

**FINISHES**

Aged Brass (AGB)  
Polished Nickel (PN)

**NOTES**

\*Bulb(s) included.  
(BLB-3W-G9)

See page 685 for replacement  
bulb ordering information.

*Fixtures may be mounted horizontally or vertically.*



# TAFT

---

In our Taft family, we offer a clean-lined, smooth update on a classic vanity fixture. LED technology ensures long-lasting light in accordance with the latest energy efficiency standards. Taft is available in a wide range, from one light to eleven.




7000-AGB **ADA**




7000-OB

7000 can be used as a flush mount or wall sconce.



7003-PN **ADA**

7007-AGB **ADA**



7005-PC **ADA**

## 7000

4.75"D x 3"E  
mm: 121 x 76

**BULB** (1) 3w G9 LED\*

**BACKPLATE** 4.75"D 121mm

## 7003

11"W x 4.75"H x 3.5"E  
mm: 280 x 121 x 89

**BULB** (3) 3w G9 LED\*

**BACKPLATE** 4.75"D 121mm

## 7005

19"W x 4.75"H x 3.5"E  
mm: 485 x 121 x 89

**BULB** (5) 3w G9 LED\*

**BACKPLATE** 4.75"D 121mm

## 7007

27"W x 4.75"H x 3.5"E  
mm: 680 x 121 x 89

**BULB** (7) 3w G9 LED\*

**BACKPLATE** 4.75"D 121mm

## FINISHES

Aged Brass (AGB)  
Old Brozne (OB)  
Polished Chrome (PC)  
Polished Nickel (PN)

## NOTES

\*Bulb(s) included  
(BLB-3W-G9).

See page 685 for replacement  
bulb ordering information.

*Fixtures may be mounted horizontally or vertically.*



7011-PN **ADA**

### 7009

35"W x 4.75"H x 3.5"E  
mm: 890 x 121 x 89  
**BULB:** (9) 3w G9 LED\*  
**BACKPLATE:** 4.75"D 121mm



7009-OB **ADA**

### 7011

43.25"W x 4.75"H x 3.5"E  
mm: 1100 x 121 x 89  
**BULB:** (11) 3w G9 LED\*  
**BACKPLATE:** 4.75"D 121mm

### FINISHES

Aged Brass (AGB)  
Old Bronze (OB)  
Polished Chrome (PC)  
Polished Nickel (PN)

### NOTES

\*Bulb(s) included  
(BLB-3W-G9).  
See page 685 for replacement  
bulb ordering information.



### BKP-7003

2.5"W x 4.5"H  
mm: 65 x 114

If you are mounting a multiple light Taft to a 2"W x 3"H gem box, you have the option of purchasing a rectangular backplate separately.

**Please specify desired finish when ordering.**

Shown below with optional rectangular backplate.



*Fixtures may be mounted horizontally or vertically.*



# JULIEN

Setting sculpted satellites against bars and cords, Julien feels contemporary. Polished opal diffusers softly and evenly disperse LED illuminance. Julien manages to feel at once mid-century modern and futuristic. Its textured black and metal contrast, its satellite shades, and its LED bulbs make it an attractive and environmentally conscious choice.



9823-AGB



9801-PN

9801 can be used as a flush mount or wall sconce.



9821-PN

## 9801

4.75"W x 4.75"H x 3.75"E  
mm: 121 x 121 x 95

**BULB:** (1) 3w G9 LED\*  
**BACKPLATE:** 4.75"D 121mm

## 9821

4.75"D x 6"H  
mm: 121 x 152

**BULB:** (1) 3w G9 LED\*  
**CANOPY:** 4.75"D 121mm

## 9823

11"D x 4.75"H  
mm: 279 x 121

**BULB:** (3) 3w G9 LED\*  
**CANOPY:** 4.75"D 121mm

## FINISHES

Aged Brass (AGB)  
Polished Nickel (PN)

## NOTES

\*Bulb(s) included  
(BLB-3W-G9).

See page 685 for replacement  
bulb ordering information.

9821 comes with 8' of braided cord.



9801-AGB ADA



9803-PN



9802-AGB



9804-AGB

## 9801

4.75"W x 4.75"H x 3.75"E  
mm: 121 x 121 x 95  
BULB: (1) 3w G9 LED\*  
BACKPLATE: 4.75"D 121mm

## 9802

13"W x 4.75"H x 4.75"E  
mm: 330 x 121 x 121  
BULB: (2) 3w G9 LED\*  
BACKPLATE: 4.75"D 121mm

## 9803

20"W x 4.75"H x 4.75"E  
mm: 508 x 121 x 121  
BULB: (3) 3w G9 LED\*  
BACKPLATE: 4.75"D 121mm

## 9804

26.75"W x 4.75"H x 4.75"E  
mm: 679 x 121 x 121  
BULB: (4) 3w G9 LED\*  
BACKPLATE: 4.75"D 121mm

## FINISHES

Aged Brass (AGB)  
Polished Nickel (PN)

## NOTES

\*Bulb(s) included  
(BLB-3W-G9).  
See page 685 for replacement  
bulb ordering information.



1242-PC



1241-PC



1241-AGB



1243-AGB



1244-PC

## 1241

4.75"W x 9.5"H x 5"E  
mm: 121 x 241 x 127

LED: 4w, 120 volt, 330 lumens  
3000K, 90 CRI, Dimmable  
BACKPLATE: 4.75"D 121mm

## 1242

13"W x 9.5"H x 5"E  
mm: 330 x 241 x 127

LED: 4w, 120 volt, 330 lumens  
3000K, 90 CRI, Dimmable  
BACKPLATE: 4.75"D 121mm

## 1243

20.75"W x 9.5"H x 5"E  
mm: 527 x 241 x 127

LED: 4w, 120 volt, 330 lumens  
3000K, 90 CRI, Dimmable  
BACKPLATE: 4.75"D 121mm

## 1244

29.5"W x 9.5"H x 5"E  
mm: 749 x 241 x 127

LED: 4w, 120 volt, 330 lumens  
3000K, 90 CRI, Dimmable  
BACKPLATE: 4.75"D 121mm

## FINISHES

Aged Brass (AGB)  
Polished Chrome (PC)



*Fixtures on this page may be used as uplights or downlights.*

# WENTWORTH



3901-PN ADA



3902-AGB ADA



3903-PN ADA



3904-AGB ADA

**3901**  
4.5"W x 14.25"H x 3.75"E  
mm: 114 x 362 x 95  
**BULB:** (1) 35 w/G9 Xenon\*  
**BACKPLATE:** 4.5"D 114mm

**3902**  
9"W x 10.25"H x 3.75"E  
mm: 229 x 260 x 95  
**BULB:** (2) 35 w/G9 Xenon\*  
**BACKPLATE:** 4.5"D 114mm

**3903**  
16.25"W x 10.25"H x 3.75"E  
mm: 413 x 260 x 95  
**BULB:** (3) 35 w/G9 Xenon\*  
**BACKPLATE:** 4.5"D 114mm

**3904**  
23"W x 10.25"H x 3.75"E  
mm: 584 x 260 x 95  
**BULB:** (4) 35 w/G9 Xenon\*  
**BACKPLATE:** 4.5"D 114mm

**FINISHES**  
Aged Brass (AGB)  
Polished Nickel (PN)

**NOTES**  
\*Bulbs included.

*The fixtures on this page may only be used as uplights.*



# SAGAMORE

Natural processes of erosion and layering over the eons have resulted in beautiful formations throughout Upstate New York and the Hudson Valley. Sagamore's densely textural diffuser recalls these testaments to geological time. The diffuser's glass is clear on the exterior, etched on the interior, softening the light's diffusion. A solid, smooth, and simple arm and backplate forms a perfect foil.




5441-AGB



5442-PC



5443-SN



5444-AGB

## 5441

4.5"W x 10"H x 5.25"E  
mm: 114 x 254 x 133

**BULB:** (1) 3w G9 LED\*

**BACKPLATE:** 4.75"D 121mm

## 5442

11"W x 9"H x 5.25"E  
mm: 279 x 229 x 133

**BULB:** (2) 3w G9 LED\*

**BACKPLATE:** 4.75"D 121mm

## 5443

17.5"W x 9"H x 5.25"E  
mm: 445 x 229 x 133

**BULB:** (3) 3w G9 LED\*

**BACKPLATE:** 4.75"D 121mm

## 5444

24"W x 9"H x 5.25"E  
mm: 610 x 229 x 133

**BULB:** (4) 3w G9 LED\*

**BACKPLATE:** 4.75"D 121mm

## FINISHES

Aged Brass (AGB)  
Polished Chrome (PC)  
Satin Nickel (SN)

## NOTES

\*Bulbs included.  
(BLB-3W-G9)  
See page 685 for replacement  
bulb ordering information.

*Fixtures on this page may only be used as uplights.*

# DEXTER

Dexter's divinity is in the details. Its glass diffusers are uniquely chiseled and stacked, making the light source appear to be glowing from within a mysterious crystal. While the smooth backplate and arms seem a complete contrast, the stepped band and perimeter tie it all together.



1332-SN



1331-PC



1333-PC



1334-SN

**1331**  
5"W x 8.5"H x 5.25"E  
mm: 127 x 216 x 133  
**BULB:** (1) 50w/G9 Xenon\*  
**BACKPLATE:** 5"D 127mm

**1332**  
11.25"W x 8.5"H x 5.25"E  
mm: 286 x 216 x 133  
**BULB:** (2) 50w/G9 Xenon\*  
**BACKPLATE:** 5"D 127mm

**1333**  
18.25"W x 8.5"H x 5.25"E  
mm: 286 x 216 x 133  
**BULB:** (3) 50w/G9 Xenon\*  
**BACKPLATE:** 5"D 127mm

**1334**  
25.25"W x 8.5"H x 5.25"E  
mm: 641 x 216 x 133  
**BULB:** (4) 50w/G9 Xenon\*  
**BACKPLATE:** 5"D 127mm

**FINISHES**  
Polished Chrome (PC)  
Satin Nickel (SN)

**NOTES**  
\*Bulbs included.

*Fixtures on this page may only be used as uplights.*





# AXIOM

---

An orb of light rests on a round mount of die-cast zinc. Axiom's mirror backplate acts as the perfect contrast to its diffuser, clear on the outside and etched on the inside for a captivating appearance when lit. Together, these three elements make an assured work of minimalist luxury. Axiom comes from Greek, "that which is worthy or fit, that which commends itself as evident." Axiom is a self-evident, worthy addition, fit for any modern space.



6441-AGB



6442-PN



6443-AGB



6444-PN



6445-AGB

**6441**  
6"SQ x 5.5"E  
mm: 152 x 140  
**BULB:** (1) 3w G9 LED\*  
**BACKPLATE:** 6"SQ 152mm

**6442**  
12"W x 6"H x 5.5"E  
mm: 305 x 152 x 140  
**BULB:** (2) 3w G9 LED\*  
**BACKPLATE:** 12"W x 6"H  
mm: 305 x 152

**6443**  
18"W x 6"H x 5.5"E  
mm: 457 x 152 x 140  
**BULB:** (3) 3w G9 LED\*  
**BACKPLATE:** 18"W x 6"H  
mm: 457 x 152

**6444**  
24"W x 6"H x 5.5"E  
mm: 610 x 152 x 140  
**BULB:** (4) 3w G9 LED\*  
**BACKPLATE:** 24"W x 6"H  
mm: 610 x 152

**6445**  
30"W x 6"H x 5.5"E  
mm: 762 x 152 x 140  
**BULB:** (5) 3w G9 LED\*  
**BACKPLATE:** 30"W x 6"H  
mm: 762 x 152

**FINISHES**  
Aged Brass (AGB)  
Polished Nickel (PN)

**NOTES** \*Bulb(s) included. (BLB-3W-G9). See page 685 for replacement bulb ordering information. / Fixtures on this page may only be used as uplights.



# TORRINGTON

Crystalline cubes of prismatic glass give Torrington dazzling allure. A waterfall of light and shadows shimmers within the glass cube, while the pressed diamond pattern on the shade's exterior elegantly encases the flowing cascade. Torrington's sleek metalwork keeps you focused on the brilliant glassware.



6241-BB



6242-PC



6243-PC



6244-BB

## 6241

4.5"W x 5.5"H x 4.25"E  
mm: 110 x 140 x 115

**BULB:** (1) 50 w/G9 Xenon\*

**BACKPLATE:** 4.5"W x 5.5"H  
mm: 114 x 140

## 6242

11.5"W x 5.5"H x 4.25"E  
mm: 292 x 140 x 115

**BULB:** (2) 50 w/G9 Xenon\*

**BACKPLATE:** 4.5"W x 5.5"H  
mm: 114 x 140

## 6243

19"W x 5.5"H x 4.25"E  
mm: 482 x 140 x 115

**BULB:** (3) 50 w/G9 Xenon\*

**BACKPLATE:** 4.5"W x 5.5"H  
mm: 114 x 140

## 6244

26"W x 5.5"H x 4.25"E  
mm: 660 x 140 x 115

**BULB:** (4) 50 w/G9 Xenon\*

**BACKPLATE:** 4.5"W x 5.5"H  
mm: 114 x 140

## FINISHES

Brushed Bronze (BB)  
Polished Chrome (PC)

\*Bulbs included.

*Fixtures on this page may only be used as uplights.*

# HARTSDALE

Cubist sensibility meets natural forms in our Hartsdale collection. We press the clear glass shades with organic texture. Socket holders match the textured shades, while cast backplates enhance the crinkled features by adding smooth visual contrast.



4661-PN ADA



4662-SN ADA



4663-OB ADA



4664-PN ADA

## 4661

5"W x 6.25"H x 4"E  
mm: 127 x 159 x 102

**BULB:** (1) 75 w/G9 Xenon\*

**BACKPLATE:** 4.5"W x 5"H  
mm: 114 x 127

## 4662

12"W x 6.25"H x 4"E  
mm: 305 x 159 x 102

**BULB:** (2) 75 w/G9 Xenon\*

**BACKPLATE:** 4.5"W x 5"H  
mm: 114 x 127

## 4663

19"W x 6.25"H x 4"E  
mm: 483 x 159 x 102

**BULB:** (3) 75 w/G9 Xenon\*

**BACKPLATE:** 4.5"W x 5"H  
mm: 114 x 127

## 4664

26"W x 6.25"H x 4"E  
mm: 660 x 159 x 102

**BULB:** (4) 75 w/G9 Xenon\*

**BACKPLATE:** 4.5"W x 5"H  
mm: 114 x 127

## FINISHES

Old Bronze (OB)  
Polished Nickel (PN)  
Satin Nickel (SN)

## NOTES

\*Bulbs included.

*Fixtures on this page may only be used as uplights.*

# ANSON

The cutting of the glass on Anson's diffusers makes for a glamorous vanity fixture. Cool and modern in Polished Chrome or warm and indulgent in Satin Nickel, Anson's lotus-like setting lends an air of peace and poise..



2171-PC



2172-SN



2173-PC



2174-SN

## 2171

5.5"W x 5"H x 7"E  
mm: 140 x 127 x 178  
**BULB:** (1) 50 w/G9 Xenon\*  
**BACKPLATE:** 4.5"W x 5"H  
mm: 114 x 127

## 2172

12.75"W x 5"H x 7.25"E  
mm: 324 x 127 x 184  
**BULB:** (2) 50 w/G9 Xenon\*  
**BACKPLATE:** 4.5"W x 5"H  
mm: 114 x 127

## 2173

19.75"W x 5"H x 7.25"E  
mm: 502 x 127 x 184  
**BULB:** (3) 50 w/G9 Xenon\*  
**BACKPLATE:** 4.5"W x 5"H  
mm: 114 x 127

## 2174

26.75"W x 5"H x 7.25"E  
mm: 680 x 127 x 184  
**BULB:** (4) 50 w/G9 Xenon\*  
**BACKPLATE:** 4.5"W x 5"H  
mm: 114 x 127

## FINISHES

Polished Chrome (PC)  
Satin Nickel (SN)

\*Bulbs included.

*Fixtures on this page may only be used as uplights.*



# WESTBROOK



6222-AGB



6221-PC



6223-PC



6224-SN

## 6221

4.5"W x 8"H x 5.25"E  
mm: 114 x 203 x 133  
**BULB:** (1) 35 w/G9 Xenon\*  
**BACKPLATE:** 4.5"W x 5.5"H  
mm: 114 x 140

## 6222

12"W x 8"H x 5.25"E  
mm: 305 x 203 x 133  
**BULB:** (2) 35 w/G9 Xenon\*  
**BACKPLATE:** 4.5"W x 5.5"H  
mm: 114 x 140

## 6223

19.75"W x 8"H x 5.25"E  
mm: 502 x 203 x 133  
**BULB:** (3) 35 w/G9 Xenon\*  
**BACKPLATE:** 4.5"W x 5.5"H  
mm: 114 x 140

## 6224

27.5"W x 8"H x 5.25"E  
mm: 699 x 203 x 133  
**BULB:** (4) 35 w/G9 Xenon\*  
**BACKPLATE:** 4.5"W x 5.5"H  
mm: 114 x 140

## FINISHES

Aged Brass (AGB)  
Polished Chrome (PC)  
Satin Nickel (SN)

\*Bulbs included.

*Fixtures on this page can be used as either uplights or downlights.*





651-PC



652-SN



653-OB



654-PC

**651**  
 4.5"W x 9"H x 5"E  
 mm: 114 x 229 x 127  
**BULB:** (1) 100 w/m  
**BACKPLATE:** 4.25"W x 5"H  
 mm: 108 x 127

**652**  
 12"W x 9"H x 5"E  
 mm: 305 x 229 x 127  
**BULB:** (2) 100 w/m  
**BACKPLATE:** 4.25"W x 5"H  
 mm: 108 x 127

**653**  
 18"W x 9"H x 5"E  
 mm: 457 x 229 x 127  
**BULB:** (3) 100 w/m  
**BACKPLATE:** 4.25"W x 5"H  
 mm: 108 x 127

**654**  
 24"W x 9"H x 5"E  
 mm: 610 x 229 x 127  
**BULB:** (4) 100 w/m  
**BACKPLATE:** 4.25"W x 5"H  
 mm: 108 x 127

**FINISHES**  
 Old Bronze (OB)  
 Polished Chrome (PC)  
 Satin Nickel (SN)

*Fixtures on this page can be used as either uplights or downlights.*



1971-OB



1972-AGB



1973-PC



1974-SN

## 1971

5"W x 11"H x 8.75"E  
mm: 127 x 279 x 222  
**BULB:** (1) 100 w/m  
**BACKPLATE:** 4.75"W x 6"H  
mm: 121 x 152

## 1972

13.5"W x 11"H x 8"E  
mm: 343 x 279 x 203  
**BULB:** (2) 100 w/m  
**BACKPLATE:** 4.75"W x 6"H  
mm: 121 x 152

## 1973

21"W x 11"H x 8"E  
mm: 533 x 279 x 203  
**BULB:** (3) 100 w/m  
**BACKPLATE:** 4.75"W x 6"H  
mm: 121 x 152

## 1974

29" W x 11"H x 8"E  
mm: 737 x 279 x 203  
**BULB:** (4) 100 w/m  
**BACKPLATE:** 4.75"W x 6"H  
mm: 121 x 152

## FINISHES

Aged Brass (AGB)  
Old Bronze (OB)  
Polished Chrome (PC)  
Satin Nickel (SN)

**NOTES** Fixtures on this page may be used as uplights or downlights.

# BURNS

Straight lines and circles, screw-like ridges and bubbly glass contrast to give visual interest to this attractive bath series. Used alongside or above a mirror, Burns lends a breezy, chic feeling to a room.



1252-PN

1251-SN



1253-SN



1254-PN

## 1251

4.75"W x 7.25"H x 6"E  
mm: 121 x 184 x 152

**BULB:** (1) 60 w/c

**BACKPLATE:** 4.5"D 114mm

## 1252

12"W x 7.25"H x 6"E  
mm: 305 x 184 x 152

**BULB:** (2) 60 w/c

**BACKPLATE:** 4.5"D 114mm

## 1253

19"W x 7.25"H x 6"E  
mm: 483 x 184 x 152

**BULB:** (3) 60 w/c

**BACKPLATE:** 4.5"D 114mm

## 1254

26"W x 7.25"H x 6"E  
mm: 660 x 184 x 152

**BULB:** (4) 60 w/c

**BACKPLATE:** 4.5"D 114mm

## FINISHES

Polished Nickel (PN)

Satin Nickel (SN)



**4701-AGB**



**4703-PN**



**4705-AGB**

**4701**

4.75"W x 15"H x 4.25"E  
mm: 121 x 381 x 108  
BULB: (1) 60 w/c  
BACKPLATE: 4.75"D 121mm

**4703**

13.5"W x 10.25"H x 5.25"E  
mm: 343 x 260 x 133  
BULB: (3) 60 w/c  
BACKPLATE: 4.75"D 121mm

**4705**

23.25"W x 11"H x 5.25"E  
mm: 591 x 279 x 133  
BULB: (5) 60 w/c  
BACKPLATE: 4.75"D 121mm

**FINISHES**

Aged Brass (AGB)  
Polished Nickel (PN)

**NOTES** Fixtures on this page may only be used as uplights.





# UPTON

---

Upton harkens back to late-forties France, as conical shapes found their way into lighting fixtures and mid-century modern began to take form. Its weighty faceted arms are cast from molten metal and the frosted glass of its shades is mouth-blown. A thick stepped backplate completes Upton's sense of subtle luxury.



1801-AGB



1802-PC



1803-SN



1804-AGB

### 1801

4.25"W x 8.5"H x 5.25"E  
mm: 108 x 216 x 133

**BULB:** (1) 50 w/G9 Xenon\*

**BACKPLATE:** 4.25"W x 5.25"H  
mm: 108 x 133

### 1802

11.5"W x 8.5"H x 5.25"E  
mm: 292 x 216 x 133

**BULB:** (2) 50 w/G9 Xenon\*

**BACKPLATE:** 4.25"W x 5.25"H  
mm: 108 x 133

### 1803

19"W x 8.5"H x 5.25"E  
mm: 483 x 216 x 133

**BULB:** (3) 50 w/G9 Xenon\*

**BACKPLATE:** 4.25"W x 5.25"H  
mm: 108 x 133

### 1804

26.5"W x 8.5"H x 5.25"E  
mm: 673 x 216 x 133

**BULB:** (4) 50 w/G9 Xenon\*

**BACKPLATE:** 4.25"W x 5.25"H  
mm: 108 x 133

### FINISHES

Aged Brass (AGB)  
Polished Chrome (PC)  
Satin Nickel (SN)

**NOTES** \*Bulbs included. | Fixtures on this page may only be used as uplights.



1171-SN



1172-PN



1173-OB



1174-SN

## 1171

5.5"W x 10.75"H x 6.25"E  
mm: 140 x 273 x 159  
**BULB:** (1) 100 w/m  
**BACKPLATE:** 4.75"W x 6.5"H  
mm: 121 x 165

## 1172

15"W x 9.75"H x 6.25"E  
mm: 381 x 248 x 159  
**BULB:** (2) 100 w/m  
**BACKPLATE:** 6.5"W x 4.75"H  
mm: 165 x 121

## 1173

22.5"W x 9.75"H x 6.25"E  
mm: 572 x 248 x 159  
**BULB:** (3) 100 w/m  
**BACKPLATE:** 6.5"W x 4.75"H  
mm: 165 x 121

## 1174

31"W x 9.75"H x 6.25"E  
mm: 787 x 248 x 159  
**BULB:** (4) 100 w/m  
**BACKPLATE:** 6.5"W x 4.75"H  
mm: 165 x 121

## FINISHES

Old Bronze (OB)  
Polished Nickel (PN)  
Satin Nickel (SN)

**NOTES** Fixtures on this page may be used as uplights or downlights.




2241-PC



2242-OB



2243-SN



2244-SN



2245-OB

**2241**  
5"W x 8"H x 7.25"E  
mm: 127 x 203 x 184  
**BULB:** (1) 100 w/m  
**BACKPLATE:** 4.5"W x 6.5"H  
mm: 114 x 165

**2242**  
13"W x 8"H x 7.25"E  
mm: 330 x 203 x 184  
**BULB:** (2) 100 w/m  
**BACKPLATE:** 4.5"W x 6.5"H  
mm: 114 x 165

**2243**  
21"W x 8"H x 7.25"E  
mm: 533 x 203 x 184  
**BULB:** (3) 100 w/m  
**BACKPLATE:** 4.5"W x 6.5"H  
mm: 114 x 165

**2244**  
29.25"W x 8"H x 7.25"E  
mm: 743 x 203 x 184  
**BULB:** (4) 100 w/m  
**BACKPLATE:** 4.5"W x 6.5"H  
mm: 114 x 165

**2245**  
37.25"W x 8"H x 7.25"E  
mm: 946 x 203 x 184  
**BULB:** (5) 100 w/m  
**BACKPLATE:** 4.5"W x 6.5"H  
mm: 114 x 165

**FINISHES**  
Old Bronze (OB)  
Polished Chrome (PC)  
Satin Nickel (SN)

**NOTES** Fixtures on this page may be used as uplights or downlights.



# SUTTON



5901-PN



5902-AN



5903-PN



5904-OB

**5901**  
 7"W x 10.25"H x 8"E  
 mm: 178 x 260 x 203  
**BULB:** (1) 100 w/m  
**BACKPLATE:** 4.75"D 121mm

**5902**  
 16.25"W x 10.25"H x 8"E  
 mm: 413 x 260 x 203  
**BULB:** (2) 100 w/m  
**BACKPLATE:** 4.75"D 121mm

**5903**  
 26"W x 10.25"H x 8"E  
 mm: 660 x 260 x 203  
**BULB:** (3) 100 w/m  
**BACKPLATE:** 4.75"D 121mm

**5904**  
 35"W x 10.25"H x 8"E  
 mm: 889 x 260 x 203  
**BULB:** (4) 100 w/m  
**BACKPLATE:** 4.75"D 121mm

**FINISHES**  
 Antique Nickel (AN)  
 Old Bronze (OB)  
 Polished Nickel (PN)

**NOTES** Fixtures on this page may be used as uplights or downlights.

Sutton's tube-shaped arms and opal glass shades draw on the strong yet graceful style of gas-lit originals. Flourishes such as the shapely cast socket holders reference the rich legacy of historic décor. Its pendant version comes with a handsome cloth cord connecting bulb base to canopy.



5911F-OB



5913F-PN



5921-PN  
5.5' cloth cord

**5911F**  
7"D x 9.25"H  
mm: 178 x 235  
**BULB:** (1) 100 w/m  
**CANOPY:** 4.5"D 114mm

**5913F**  
21.5"D x 14.5"H  
mm: 546 x 368  
**BULB:** (3) 100 w/m  
**CANOPY:** 4.5"D 114mm

**5921**  
7"D x 10.25" Min. H – 72" Max. H  
mm: 178 x 260 to 1829  
**BULB:** (1) 75 w/m  
**CANOPY:** 5"D 127mm

**FINISHES**  
Antique Nickel (AN)  
Old Bronze (OB)  
Polished Nickel (PN)

# WESTON



4501-SN



4502-PN



4503-SN



4504-PN



4505-PN

## 4501

6"W x 10.25"H x 7"E  
mm: 152 x 260 x 178  
**BULB:** (1) 100 w/m  
**BACKPLATE:** 5.25"D 133mm

## 4502

16"W x 10"H x 7"E  
mm: 406 x 254 x 178  
**BULB:** (2) 100 w/m  
**BACKPLATE:** 5.25"D 133mm

## 4503

25"W x 10"H x 7"E  
mm: 635 x 254 x 178  
**BULB:** (3) 100 w/m  
**BACKPLATE:** 5.25"D 133mm

## 4504

33.75"W x 10"H x 7"E  
mm: 857 x 254 x 178  
**BULB:** (4) 100 w/m  
**BACKPLATE:** 5.25"D 133mm

## 4505

42.75"W x 10"H x 7"E  
mm: 1086 x 254 x 178  
**BULB:** (5) 100 w/m  
**BACKPLATE:** 5.25"D 133mm

## FINISHES

Polished Nickel (PN)  
Satin Nickel (SN)

**NOTES** Fixtures on this page may be used as uplights or downlights.

# PAMELIA



8841-PN



8842-OB



8843-PN



8844-OB

## 8841

5"W x 11"H x 5 1/2"E  
mm: 127 x 280 x 140  
**BULB:** (1) 60 w/m\*  
**BACKPLATE:** 5"W x 11"H  
mm: 127 x 280

## 8842

12"W x 8.5"H x 5.75"E  
mm: 305 x 216 x 146  
**BULB:** (2) 60 w/m\*  
**BACKPLATE:** 11"W x 5"H  
mm: 280 x 127

## 8843

19.5"W x 8.5"H x 5.75"E  
mm: 495 x 216 x 146  
**BULB:** (3) 60 w/m\*  
**BACKPLATE:** 11"W x 5"H  
mm: 280 x 127

## 8844

27"W x 8.5"H x 5.75"E  
mm: 686 x 216 x 146  
**BULB:** (4) 60 w/m\*  
**BACKPLATE:** 11"W x 5"H  
mm: 280 x 127

## FINISHES

Old Bronze (OB)  
Polished Nickel (PN)

## NOTES

\*Bulbs included (BLB-60-T14-5).  
See page 685 for replacement  
bulb ordering information.

**NOTES** Fixtures on this page may only be used as uplights.





1952-OB



1951-SN



1953-PC



1954-SN

## 1951

5"W x 9.5"H x 5.25"E  
mm: 127 x 241 x 133

**BULB:** (1) 100 w/m

**BACKPLATE:** 4.5"W x 5.75"H  
mm: 114 x 146

## 1952

13.5"W x 9.5"H x 5.25"E  
mm: 343 x 241 x 133

**BULB:** (2) 100 w/m

**BACKPLATE:** 4.5"W x 5.75"H  
mm: 114 x 146

## 1953

21.25"W x 9.5"H x 5.25"E  
mm: 540 x 241 x 133

**BULB:** (3) 100 w/m

**BACKPLATE:** 4.5"W x 5.75"H  
mm: 114 x 146

## 1954

29"W x 9.5"H x 5.25"E  
mm: 737 x 241 x 133

**BULB:** (4) 100 w/m

**BACKPLATE:** 4.5"W x 5.75"H  
mm: 114 x 146

## FINISHES

Old Bronze (OB)  
Polished Chrome (PC)  
Satin Nickel (SN)

**NOTES** Fixtures on this page may be used as uplights or downlights.

# CUMBERLAND



2821-PN



2822-PN



2823-OB



2824-SN

## 2821

5"W x 9.5"H x 6.25"E  
mm: 127 x 241 x 159  
BULB: (1) 100 w/m  
BACKPLATE: 5"SQ 127mm

## 2822

15"W x 9.5"H x 6.25"E  
mm: 381 x 241 x 159  
BULB: (2) 100 w/m  
BACKPLATE: 5"SQ 127mm

## 2823

22.5"W x 9.5"H x 6.25"E  
mm: 572 x 241 x 159  
BULB: (3) 100 w/m  
BACKPLATE: 5"SQ 127mm

## 2824

30"W x 9.5"H x 6.25"E  
mm: 762 x 241 x 159  
BULB: (4) 100 w/m  
BACKPLATE: 5"SQ 127mm

## FINISHES

Old Bronze (OB)  
Polished Nickel (PN)  
Satin Nickel (SN)

**NOTES** Fixtures on this page may be used as uplights or downlights.



5502-SN



5501-PN



5503-PN



5504-SN



5505-PN

## 5501

5"W x 7.5"H x 7.5"E  
mm: 127 x 191 x 191  
**BULB:** (1) 100 w/m  
**BACKPLATE:** 4.5"W x 5.75"H  
mm: 114 x 146

## 5502

17"W x 7.5"H x 7.5"E  
mm: 432 x 191 x 191  
**BULB:** (2) 100 w/m  
**BACKPLATE:** 5.75"W x 4.5"H  
mm: 146 x 114

## 5503

24.5"W x 7.5"H x 7.5"E  
mm: 622 x 191 x 191  
**BULB:** (3) 100 w/m  
**BACKPLATE:** 5.75"W x 4.5"H  
mm: 146 x 114

## 5504

32"W x 7.5"H x 7.5"E  
mm: 813 x 191 x 191  
**BULB:** (4) 100 w/m  
**BACKPLATE:** 5.75"W x 4.5"H  
mm: 146 x 114

## 5505

39.5"W x 7.5"H x 7.5"E  
mm: 1003 x 191 x 191  
**BULB:** (5) 100 w/m  
**BACKPLATE:** 5.75"W x 4.5"H  
mm: 146 x 114

## FINISHES

Polished Nickel (PN)  
Satin Nickel (SN)

**NOTES** Fixtures on this page may be used as uplights or downlights.



4941-OB



4942-PN



4943-FB



4944-OB

**4941**  
 5.75"W x 9.5"H x 6.75"E  
 mm: 146 x 241 x 171  
**BULB:** (1) 75 w/G9 Xenon\*  
**BACKPLATE:** 4.75"W x 6.5"H  
 mm: 121 x 165

**4942**  
 14.5"W x 7.5"H x 6.75"E  
 mm: 368 x 191 x 171  
**BULB:** (2) 75 w/G9 Xenon\*  
**BACKPLATE:** 6.5"W x 4.75"H  
 mm: 165 x 121

**4943**  
 23.25"W x 7.5"H x 6.75"E  
 mm: 591 x 191 x 171  
**BULB:** (3) 75 w/G9 Xenon\*  
**BACKPLATE:** 6.5"W x 4.75"H  
 mm: 165 x 121

**4944**  
 32"W x 7.5"H x 6.75"E  
 mm: 813 x 191 x 171  
**BULB:** (4) 75 w/G9 Xenon\*  
**BACKPLATE:** 6.5"W x 4.75"H  
 mm: 165 x 121

**FINISHES**  
 Flemish Brass (FB)  
 Old Bronze (OB)  
 Polished Nickel (PN)

**NOTES** \*Bulbs included. | Fixtures on this page may only be used as uplights.



# MILTON



2001-FB



2002-OB



2003-PN



2004-FB

## 2001

6"W x 9.5"H x 8.75"E  
mm: 152 x 241 x 222  
**BULB:** (1) 100 w/m  
**BACKPLATE:** 5.5"D 140mm

## 2002

15.5"W 9"H 8.75"E  
mm: 394 x 229 x 222  
**BULB:** (2) 100 w/m  
**BACKPLATE:** 5.5"D 140mm

## 2003

24.75"W x 9"H x 8.75"E  
mm: 629 x 229 x 222  
**BULB:** (3) 100 w/m  
**BACKPLATE:** 5.5"D 140mm

## 2004

34"W x 9"H x 8.75"E  
mm: 864 x 229 x 222  
**BULB:** (4) 100 w/m  
**BACKPLATE:** 5.5"D 140mm

## FINISHES

Flemish Brass (FB)  
Old Bronze (OB)  
Polished Nickel (PN)

**NOTES** Fixtures on this page may only be used as uplights.



**3801-SN**



**3802-PC**



**3803-PC**



**3804-SN**

**3801**  
 5"W x 10"H x 7"E  
 mm: 127 x 254 x 178  
**BULB:** (1) 100 w/m  
**BACKPLATE:** 4.5"D 114mm

**3802**  
 12.5"W x 10"H x 7"E  
 mm: 318 x 254 x 178  
**BULB:** (2) 100 w/m  
**BACKPLATE:** 4.5"D 114mm

**3803**  
 19"W x 10"H x 7"E  
 mm: 483 x 254 x 178  
**BULB:** (3) 100 w/m  
**BACKPLATE:** 4.5"D 114mm

**3804**  
 26"W x 10"H x 7"E  
 mm: 660 x 254 x 178  
**BULB:** (4) 100 w/m  
**BACKPLATE:** 4.5"D 114mm

**FINISHES**  
 Polished Chrome (PC)  
 Satin Nickel (SN)

**NOTES** Fixtures on this page may be used as uplights or downlights.

# CHATHAM



6301-AN



6302-DB



6303-PN



6304-AGB

**6301**  
 5"W x 10"H x 6.25"E  
 mm: 127 x 254 x 159  
**BULB:** (1) 100 w/m  
**BACKPLATE:** 5"D 127mm

**6302**  
 14.75"W x 10"H x 6.25"E  
 mm: 375 x 254 x 159  
**BULB:** (2) 100 w/m  
**BACKPLATE:** 5"D 127mm

**6303**  
 21"W x 10"H x 6.25"E  
 mm: 533 x 254 x 159  
**BULB:** (3) 100 w/m  
**BACKPLATE:** 5"D 127mm

**6304**  
 28.75"W x 10"H x 6.25"E  
 mm: 730 x 254 x 159  
**BULB:** (4) 100 w/m  
**BACKPLATE:** 5"D 127mm

**FINISHES**  
 Aged Brass (AGB)  
 Antique Nickel (AN)  
 Distressed Bronze (DB)  
 Polished Nickel (PN)

**NOTES** Fixtures on this page may only be used as uplights with the decorative ring.

Chatham recalls the rugged style of New England's historic villages, where local craftsmen shaped design and architecture. Chatham's turned lamp bases recall lathe-cut handiwork. Handsome features, like the beaded metal rings that cap the glossy opal shades, draw attention to Chatham's premium materials. Quite different from the rest of the family, Chatham's also available as an articulated-arm wall sconce with a cord cover and pleated shade for a classic touch.



6321-AGB



6313-AN



6331-AGB

Includes Hi-Lo switch with (2) 12" cord covers.

## 6313

16"D x 16.5"H  
mm: 406 x 419  
**BULB:** (3) 100 w/m  
**CANOPY:** 5"D 127mm

## 6321

4.5"D x 13.75" Min. H x 67.75" Max. H  
mm: 114 x 349 x 1721  
**BULB:** (1) 100 w/m  
**CANOPY:** 5"D 127mm

## 6331

11"D x 17"H x 17.5" Max. E  
mm: 279 x 432 x 445  
**BULB:** (1) 75 w/m  
**BACKPLATE:** 5"D 127mm  
**SHADE:** 6"T x 11"B x 8.5"H  
mm: 152 x 279 x 216

## FINISHES

Aged Brass (AGB)  
Antique Nickel (AN)  
Distressed Bronze (DB)  
Polished Nickel (PN)

**Max. H** Maximum Height measurement includes: (1) 3" stem 76mm, (1) 6" stem 152mm, (1) 12" stem 305mm, (2) 18" stems 457mm and hang straight canopy.



# WINDHAM



3401-PN



3402-OB



3403-SN



3404-PN

## 3401

5.25"W x 9.75"H x 6.25"E  
mm: 133 x 248 x 159

**BULB:** (1) 100 w/m

**BACKPLATE:** 5.25"D 133mm

## 3402

14.25"W x 9.75"H x 6.25"E  
mm: 362 x 248 x 159

**BULB:** (2) 100 w/m

**BACKPLATE:** 5.25"D 133mm

## 3403

22.5"W x 9.75"H x 6.25"E  
mm: 572 x 248 x 159

**BULB:** (3) 100 w/m

**BACKPLATE:** 5.25"D 133mm

## 3404

31.25"W x 9.75"H x 6.25"E  
mm: 794 x 248 x 159

**BULB:** (4) 100 w/m

**BACKPLATE:** 5.25"D 133mm

## FINISHES

Old Bronze (OB)  
Polished Nickel (PN)  
Satin Nickel (SN)

**NOTES** Fixtures on this page may be used as uplights or downlights.

Opal glass is mouth-blown to form Windham's detailed diffusers. Stepping along the canopy, backplate, base, bulb base, and arms adds subtle decoration. A hang-straight canopy makes Windham adaptable to various angles in mounting surfaces, such as cathedral ceilings.



**3421-OB**



**3413-SN**

### **3413**

15"W x 15"H  
mm: 381 x 381

**BULB:** (3) 100 w/m  
**CANOPY:** 5.25"D 133mm

### **3421**

5"W x 11.75" Min. H x 65.75" Max. H  
mm: 127 x 298 x 1670

**BULB:** (1) 100 w/m  
**CANOPY:** 5.25"D 133mm

### **FINISHES**

Old Bronze (OB)  
Polished Nickel (PN)  
Satin Nickel (SN)

**Max. H** Maximum Height measurement includes: (1) 3" stem 76mm, (1) 6" stem 152mm, (1) 12" stem 305mm, (2) 18" stems 457mm and hang straight canopy.

# MILFORD



4441-PC



4442-SN



4443-SN



4444-SN



4445-SN

## 4441

4.5"W x 5.75"H x 5"E  
mm: 114 x 146 x 127  
BULB: (1) 75 w/G9 Xenon\*  
BACKPLATE: 4.5"SQ 114mm

## 4442

12"W x 6.5"H x 5.25"E  
mm: 305 x 165 x 133  
BULB: (2) 75 w/G9 Xenon\*  
BACKPLATE: 4.5"SQ 114mm

## 4443

16.75"W x 6.5"H x 5.25"E  
mm: 425 x 165 x 133  
BULB: (3) 75 w/G9 Xenon\*  
BACKPLATE: 4.5"SQ 114mm

## 4444

24"W x 6.5"H x 5.25"E  
mm: 610 x 165 x 133  
BULB: (4) 75 w/G9 Xenon\*  
BACKPLATE: 4.5"SQ 114mm

## 4445

30"W x 6.5"H x 5.25"E  
mm: 762 x 165 x 133  
BULB: (5) 75 w/G9 Xenon\*  
BACKPLATE: 4.5"SQ 114mm

## FINISHES


Polished Chrome (PC)  
Satin Nickel (SN)

**NOTES** \*Bulbs included. | Fixtures on this page may only be used as uplights.

# SOUTHPORT




2051-PC




2052-SN



2053-PC



2054-SN



2055-PC

## 2051

4.75"W x 6.25"H x 4.25"E  
mm: 121 x 159 x 108

**BULB:** (1) 75 w/G9 Xenon\*  
**BACKPLATE:** 4.5"D 114mm

## 2052

12"W x 6"H x 4.5"E  
mm: 305 x 152 x 114

**BULB:** (2) 75 w/G9 Xenon\*  
**BACKPLATE:** 4.5"D 114mm

## 2053

19.25"W x 6"H x 4.5"E  
mm: 489 x 152 x 114

**BULB:** (3) 75 w/G9 Xenon\*  
**BACKPLATE:** 4.5"D 114mm

## 2054

24.5"W x 6"H x 4.5"E  
mm: 622 x 152 x 114

**BULB:** (4) 75 w/G9 Xenon\*  
**BACKPLATE:** 4.5"D 114mm

## 2055

31"W x 6"H x 4.5"E  
mm: 787 x 152 x 114

**BULB:** (5) 75 w/G9 Xenon\*  
**BACKPLATE:** 4.5"D 114mm

## FINISHES

Polished Chrome (PC)  
Satin Nickel (SN)

**NOTES** \*Bulbs included. | Fixtures on this page may only be used as uplights.



# BASKING RIDGE



6101-PN



6102-SN



6103-SN



6104-PN

## 6101

5.5"W x 7.75"H x 6.75"E  
mm: 140 x 197 x 171  
**BULB:** (1) 75 w/G9 Xenon\*  
**BACKPLATE:** 4.75"W x 6"H  
mm: 121 x 152

## 6102

14.25"W x 6.5"H x 6.75"E  
mm: 362 x 165 x 171  
**BULB:** (2) 75 w/G9 Xenon\*  
**BACKPLATE:** 12.5"W x 4.75"H  
mm: 318 x 121

## 6103

22.75"W x 6.5"H x 6.75"E  
mm: 578 x 165 x 171  
**BULB:** (3) 75 w/G9 Xenon\*  
**BACKPLATE:** 21"W x 4.75"H  
mm: 533 x 121

## 6104

31"W x 6.5"H x 6.75"E  
mm: 787 x 165 x 171  
**BULB:** (4) 75 w/G9 Xenon\*  
**BACKPLATE:** 29.5"W x 4.75"H  
mm: 749 x 121

## FINISHES

Polished Nickel (PN)  
Satin Nickel (SN)

**NOTES** \*Bulbs included. | Fixtures on this page may only be used as uplights.

# TRINITY



8901-PC



8902-SN



8903-PC



8904-SN

## 8901

5.25"W x 8"H x 4.75"E  
mm: 133 x 203 x 121

**BULB:** (1) 75 w/G9 Xenon\*  
**BACKPLATE:** 4.75"W x 5.5"H  
mm: 121 x 140

## 8902

13.75"W x 8"H x 4.75"E  
mm: 349 x 203 x 121

**BULB:** (2) 75 w/G9 Xenon\*  
**BACKPLATE:** 5.5"W x 4.75"H  
mm: 140 x 121

## 8903

22.25"W x 8"H x 4.75"E  
mm: 565 x 203 x 121

**BULB:** (3) 75 w/G9 Xenon\*  
**BACKPLATE:** 5.5"W x 4.75"H  
mm: 140 x 121

## 8904

30.75"W x 8"H x 4.75"E  
mm: 781 x 203 x 121

**BULB:** (4) 75 w/G9 Xenon\*  
**BACKPLATE:** 5.5"W x 4.75"H  
mm: 140 x 121

## FINISHES

Polished Chrome (PC)  
Satin Nickel (SN)

**NOTES** \*Bulbs included. | Fixtures on this page may only be used as uplights.

# SOHO



6201-PC



6202-SN



6203-PC



6204-SN



6205-PC

## 6201

4.5"W x 7.5"H x 4.5"E  
mm: 114 x 191 x 114

**BULB:** (1) 75 w/G9 Xenon\*  
**BACKPLATE:** 4.25"SQ 108mm

## 6202

12"W x 7.5"H x 4.5"E  
mm: 305 x 191 x 114

**BULB:** (2) 75 w/G9 Xenon\*  
**BACKPLATE:** 4.25"SQ 108mm

## 6203

18.25"W x 7.5"H x 4.5"E  
mm: 464 x 191 x 114

**BULB:** (3) 75 w/G9 Xenon\*  
**BACKPLATE:** 4.25"SQ 108mm

## 6204

25.25"W x 7.5"H x 4.5"E  
mm: 641 x 191 x 114

**BULB:** (4) 75 w/G9 Xenon\*  
**BACKPLATE:** 4.25"SQ 108mm

## 6205

32.25"W x 7.5"H x 4.5"E  
mm: 819 x 191 x 114

**BULB:** (5) 75 w/G9 Xenon\*  
**BACKPLATE:** 4.25"SQ 108mm

## FINISHES

Polished Chrome (PC)  
Satin Nickel (SN)

**NOTES** \*Bulbs included. | Fixtures on this page may only be used as uplights.

# COVE NECK



2661-PC



2662-SN



2663-PC



2664-SN



2665-PC

## 2661

4.75"W x 5.5"H x 4.25"E  
mm: 121 x 140 x 108  
**BULB:** (1) 75 w/G9 Xenon\*  
**BACKPLATE:** 4.5"W x 5.5"H  
mm: 114 x 140

## 2662

12"W x 5.5"H x 4.25"E  
mm: 305 x 140 x 108  
**BULB:** (2) 75 w/G9 Xenon\*  
**BACKPLATE:** 4.5"W x 5.5"H  
mm: 114 x 140

## 2663

19.75"W x 5.5"H x 4.25"E  
mm: 502 x 140 x 108  
**BULB:** (3) 75 w/G9 Xenon\*  
**BACKPLATE:** 4.5"W x 5.5"H  
mm: 114 x 140

## 2664

27.25"W x 5.5"H x 4.25"E  
mm: 692 x 140 x 108  
**BULB:** (4) 75 w/G9 Xenon\*  
**BACKPLATE:** 4.5"W x 5.5"H  
mm: 114 x 140

## 2665

34.75"W x 5.5"H x 4.25"E  
mm: 883 x 140 x 108  
**BULB:** (5) 75 w/G9 Xenon\*  
**BACKPLATE:** 4.5"W x 5.5"H  
mm: 114 x 140

## FINISHES

Polished Chrome (PC)  
Satin Nickel (SN)


**NOTES** \*Bulb included. | Fixtures on this page may only be used as uplights.



# GARLAND



1841-PN



1842-SN



1843-SN



1844-PN



1845-SN

## 1841

5"W x 9"H x 6"E  
mm: 127 x 229 x 152  
BULB: (1) 100 w/m  
BACKPLATE: 5"D 127mm

## 1842

12"W x 9"H x 6"E  
mm: 305 x 229 x 152  
BULB: (2) 100 w/m  
BACKPLATE: 5"D 127mm

## 1843

20"W x 9"H x 6"E  
mm: 508 x 229 x 152  
BULB: (3) 100 w/m  
BACKPLATE: 5"D 127mm

## 1844

28"W x 9"H x 6"E  
mm: 711 x 229 x 152  
BULB: (4) 100 w/m  
BACKPLATE: 5"D 127mm

## 1845

36"W x 9"H x 6"E  
mm: 914 x 229 x 152  
BULB: (5) 100 w/m  
BACKPLATE: 5"D 127mm

## FINISHES

Polished Nickel (PN)  
Satin Nickel (SN)

**NOTES** Fixtures on this page may be used as uplights or downlights.

# MERCURY



1401-SN



1402-PC



1403-SN



1404-PC



1405-SN

## 1401

6"W x 7"H x 6.5"E  
mm: 152 x 178 x 165

**BULB:** (1) 75 w/G9 Xenon\*  
**BACKPLATE:** 4.5"D 114mm

## 1402

14.5"W x 7"H x 6.5"E  
mm: 368 x 178 x 165

**BULB:** (2) 75 w/G9 Xenon\*  
**BACKPLATE:** 4.5"D 114mm

## 1403

23.25"W x 7"H x 6.5"E  
mm: 591 x 178 x 165

**BULB:** (3) 75 w/G9 Xenon\*  
**BACKPLATE:** 4.5"D 114mm

## 1404

32"W x 7"H x 6.5"E  
mm: 813 x 178 x 165

**BULB:** (4) 75 w/G9 Xenon\*  
**BACKPLATE:** 4.5"D 114mm

## 1405

40.5"W x 7"H x 6.5"E  
mm: 1029 x 178 x 165

**BULB:** (5) 75 w/G9 Xenon\*  
**BACKPLATE:** 4.5"D 114mm

## FINISHES

Polished Chrome (PC)  
Satin Nickel (SN)

**NOTES** \*Bulb included. | Fixtures on this page may only be used as uplights.

# EDISON COLLECTION



581-PN-415



587-SN-341



582-SN-415M



583-OB-341

**581**  
7.5"W x 10"H x 9"E  
mm: 191 x 254 x 229  
**BULB:** (1) 100 w/m  
**BACKPLATE:** 5.25"D 133mm

**582**  
18"W x 10"H x 9"E  
mm: 457 x 254 x 229  
**BULB:** (2) 100 w/m  
**BACKPLATE:** 5.25"D 133mm

**583**  
21"W x 10"H x 8"E  
mm: 533 x 254 x 203  
**BULB:** (3) 100 w/m  
**BACKPLATE:** 5.25"D 133mm

**587**  
15.5"D x 8"H  
mm: 394 x 203  
**BULB:** (3) 60 w/m  
**CANOPY:** 10.75"D 273mm

**FINISHES**  
Old Bronze (OB)  
Polished Nickel (PN)  
Satin Nickel (SN)

**NOTES** Glass Options (please specify) 341, 415, 415M | The wall mounted fixtures on this page may be used as uplights or downlights.

# EDISON COLLECTION



101-SN-599



222-PN



101-OB-811



102-PC



221-OB



101-PN-599

**101**  
5"W x 5"H x 8"E  
mm: 127 x 127 x 203  
**BULB:** (1) 60 w/m  
**BACKPLATE:** 5"D 127mm

**102**  
5.25"W x 16.75"H x 6.5"E  
mm: 133 x 425 x 165  
**BULB:** (2) 60 w/m  
**BACKPLATE:** 5"D 127mm

**221**  
5.25"W x 9.75"H x 5.75"E  
mm: 133 x 248 x 146  
**BULB:** (1) 100 w/m  
**BACKPLATE:** 5.25"D 133mm

**222**  
15"W x 5.25"H x 5.75"E  
mm: 381 x 133 x 146  
**BULB:** (2) 100 w/m  
**CANOPY:** 5.25"D 133mm

**FINISHES**  
Old Bronze (OB)  
Polished Chrome (PC)  
Polished Nickel (PN)  
Satin Nickel (SN)

**NOTES** Glass Options (please specify) for 101 are 599 and 811.



# CLARKE

A fine linen box shade wraps around the light source in this minimalist and masculine sconce. Square tube arms branch out from a solid circle backplate in a seamless piece of cast metal.



5451-PN ADA



5452-AGB ADA



5453-PN ADA



5454-AGB ADA

## 5451

4.75"W x 8.25"H x 3.75"E  
mm: 121 x 210 x 95  
**BULB:** (1) 3w G9 LED\*  
**BACKPLATE:** 4.75"D 121mm  
**SHADE:** 2.75"SQ x 3.5"H  
mm: 70 x 88  
**MATERIAL:** Linen

## 5452

10"W x 8.25"H x 3.75"E  
mm: 254 x 210 x 95  
**BULB:** (2) 3w G9 LED\*  
**BACKPLATE:** 4.75"D 121mm  
**SHADE:** 10"L x 3.5"H x 2.75"W  
mm: 254 x 88 x 70  
**MATERIAL:** Linen

## 5453

16.5"W x 8.25"H x 3.75"E  
mm: 419 x 210 x 95  
**BULB:** (3) 3w G9 LED\*  
**BACKPLATE:** 4.75"D 121mm  
**SHADE:** 16.5"L x 3.5"H x 2.75"W  
mm: 406 x 88 x 70  
**MATERIAL:** Linen

## 5454

23"W x 8.25"H x 3.75"E  
mm: 584 x 210 x 95  
**BULB:** (4) 3w G9 LED\*  
**BACKPLATE:** 4.75"D 121mm  
**SHADE:** 23"L x 3.5"H x 2.75"W  
mm: 584 x 88 x 70  
**MATERIAL:** Linen

## FINISHES

Aged Brass (AGB)  
Polished Nickel (PN)

**NOTES** \*Bulbs included (BLB-3W-G9). See page 685 for replacement bulb ordering information. | Fixtures on this page may only be used as uplights.

Cubes and broad circular arms convey Dixon's confident style. A gently gathered natural silk shade softens the metalwork's strong aesthetic, making a well-balanced impression.



4041-OB



4042-PN



4043-AGB

### 4041

5.5"W x 9.5"H x 7.25"E  
 mm: 140 x 241 x 184  
**BULB:** (1) 60 w/c  
**BACKPLATE:** 4.75"SQ 121mm  
**SHADE:** 4"T x 5.5"B x 5.5"H  
 mm: 102 x 140 x 140  
**MATERIAL:** 100% Silk

### 4042

12.25"W x 9.5"H x 7.25"E  
 mm: 311 x 241 x 184  
**BULB:** (2) 60 w/c  
**BACKPLATE:** 4.75"SQ 121mm  
**SHADE:** 10.5"T x 12.25"B x 5.5"H  
 mm: 267 x 311 x 140  
**MATERIAL:** 100% Silk

### 4043

18"W x 9.5"H x 7.25"E  
 mm: 457 x 241 x 184  
**BULB:** (3) 60 w/c  
**BACKPLATE:** 4.75"SQ 121mm  
**SHADE:** 16.25"T x 18"B x 5.5"H  
 mm: 413 x 457 x 140  
**MATERIAL:** 100% Silk

### FINISHES

Aged Brass (AGB)  
 Old Bronze (OB)  
 Polished Nickel (PN)

# WAVERLY

---

Clean linear forms find tailored perfection in our Waverly wall sconce. The fine pleats of the creamy fabric shade add refined detail to the sconce's boxy design. Waverly mingles a modern silhouette with classic touches for a versatile look that works in a variety of settings.



351-PN



352-OB



353-SN

## 351

7"W x 10.25"H x 5.5"E  
mm: 178 x 260 x 140  
**BULB:** (1) 60 w/c  
**BACKPLATE:** 4.5"W x 6"H  
mm: 114 x 152  
**SHADE:** 7"L x 4.25"W x 6.25"H  
mm: 178 x 108 x 159

## 352

12.5"W x 11"H x 5.5"E  
mm: 318 x 279 x 140  
**BULB:** (2) 60 w/c  
**BACKPLATE:** 4.5"W x 6"H  
mm: 114 x 152  
**SHADE:** 12.5"L x 4.25"W x 6.25"H  
mm: 318 x 108 x 159

## 353

18.5"W x 11"H x 5.5"E  
mm: 470 x 279 x 140  
**BULB:** (3) 60 w/c  
**BACKPLATE:** 4.5"W x 6"H  
mm: 114 x 152  
**SHADE:** 18.5"L x 4.25"W x 6.25"H  
mm: 470 x 108 x 159

## FINISHES

Old Bronze (OB)  
Polished Nickel (PN)  
Satin Nickel (SN)

# MONTAUK

We bedeck Montauk with an unexpected square of crystal for a bobèche. This detail provides the perfect complement to its minimalist ethos. Aside from its sleek round candlestick, Montauk is entirely based on the square's inherent aesthetic power. A very broad white fabric shade with handsome trim makes this statement. Rectilinear forms continue in the stepped backplate, cubical arms, and expanded shades in two-light and three-light versions.



393-OB



392-SN



391-PN

## 391

7"W x 8.5"H x 6"E  
mm: 178 x 216 x 152  
**BULB:** (1) 60 w/c  
**BACKPLATE:** 4.75"W x 5.5"H  
mm: 121 x 140  
**SHADE:** 7"L x 4.5"W x 6"H  
mm: 178 x 114 x 152

## 392

12"W x 8.5"H x 6"E  
mm: 305 x 216 x 152  
**BULB:** (2) 60 w/c  
**BACKPLATE:** 4.75"W x 5.5"H  
mm: 121 x 140  
**SHADE:** 12"L x 4.5"W x 6"H  
mm: 305 x 114 x 152

## 393

18"W x 8.5"H x 6"E  
mm: 457 x 216 x 152  
**BULB:** (3) 60 w/c  
**BACKPLATE:** 4.75"W x 5.5"H  
mm: 121 x 140  
**SHADE:** 18"L x 4.5"W x 6"H  
mm: 457 x 114 x 152

## FINISHES

Old Bronze (OB)  
Polished Nickel (PN)  
Satin Nickel (SN)



# GRAYSON

---

Custom oval shades balance out Grayson's hard angles of cast metal. A flat backplate anchors the sconce's square arm bracket. Our passion for aesthetics is evident even in Grayson's minimalist design: note the trim detail where the arm meets the backplate and the stepped circular rings at the lamp socket.



591-OB



592-SN



593-PN

## 591

7.5"W x 8.75"H x 6"E  
mm: 191 x 222 x 152  
**BULB:** (1) 60 w/c  
**BACKPLATE:** 4.75"W x 7"H  
mm: 121 x 178  
**SHADE:** 7.5"L x 4.5"W x 5.5"H  
mm: 191 x 114 x 140

## 592

13.5"W x 9"H x 6"E  
mm: 343 x 229 x 152  
**BULB:** (2) 60 w/c  
**BACKPLATE:** 9"W x 4.75"H  
mm: 229 x 121  
**SHADE:** 13.5"L x 4.5"W x 5.5"H  
mm: 343 x 114 x 140

## 593

19.5"W x 9"H x 6"E  
mm: 495 x 229 x 152  
**BULB:** (3) 60 w/c  
**BACKPLATE:** 15"W x 4.75"H  
mm: 381 x 121  
**SHADE:** 19.5"L x 4.5"W x 5.5"H  
mm: 495 x 114 x 140

## FINISHES

Old Bronze (OB)  
Polished Nickel (PN)  
Satin Nickel (SN)

# PAWLING

In the development of their famous knots, the Celts attempted to make iconic and beautiful shapes that metaphorically spoke of their connection with the divine. Pawling's cast-metal knot captures a kinetic sense of enthusiasm, its visual depth and vitality intriguing. These lively light-bearers possess a timeless elegance sure to endure.



7211-AGB



7212-PN



7213-OB

## 7211

8"W x 16"H x 6.25"E  
mm: 203 x 406 x 159  
**BULB:** (1) 60 w/c  
**BACKPLATE:** 4.5"D 114mm  
**SHADE:** 5"D x 6"H  
mm: 127 x 152

## 7212

14"W x 16.5"H x 6.25"E  
mm: 356 x 419 x 159  
**BULB:** (2) 60 w/c  
**BACKPLATE:** 4.5"D 114mm  
**SHADE:** 14"L x 5.5"W x 6"H  
mm: 356 x 140 x 152

## 7213

20"W x 16.5"H x 6.25"E  
mm: 508 x 419 x 159  
**BULB:** (3) 60 w/c  
**BACKPLATE:** 4.5"D 114mm  
**SHADE:** 20"L x 5.5"W x 6"H  
mm: 508 x 140 x 152

## FINISHES

Aged Brass (AGB)  
Old Bronze (OB)  
Polished Nickel (PN)

# CAMERON

Like jewelry for your walls, Cameron's crystal gems create spectacular decorative accents. The eye-catching oblong crystal refracts light across a brilliant array of cut facets. Rounded fabric shades add a smooth finishing touch to these exquisitely designed sconces.



4611-PN ADA



4611-BB ADA



4612-PC ADA

## 4611

6.25"W x 11.75"H x 4"E  
mm: 159 x 298 x 102

**BULB:** (1) 60 w/c

**BACKPLATE:** 4.25"W x 5.5"H  
mm: 108 x 140

## 4612

13.5"W x 11.75"H x 4"E  
mm: 343 x 298 x 102

**BULB:** (2) 60 w/c

**BACKPLATE:** 4.25"W x 5.5"H  
mm: 108 x 140

## SHADES

4611: 4.5"T x 6.25"B x 5.5"H  
mm: 114 x 159 x 140

4612: 13.5"L x 3.5"W x 5.5"H  
mm: 343 x 89 x 140

**MATERIAL:** Faux Silk

## FINISHES

Brushed Bronze (BB)  
Polished Chrome (PC)  
Polished Nickel (PN)



# GARFIELD

---

Picture lights need to bring out the best in the art they illuminate. Our Garfield's industrial-chic perforated-metal shade is outfitted with an LED board which renders colors almost as well as daylight. The ideal picture light doesn't steal the show from what it's illuminating, but adds character and intrigue to a room. Garfield's size, shape, and finish all achieve exactly that effect.



# GARFIELD




**8108-DB**



See our Garfield table lamp (L811, shown above) on p. 682.



**8114-PN**



**8114-HN**



**8124-AGB**

## 8108

9.75"W x 4"H x 5.25"E  
mm: 248 x 102 x 133  
**LED:** 4.5w, 120 volt, 365 lumens  
3000K, 90 CRI, Dimmable  
**BACKPLATE:** 9.75"W x 3.5"H  
mm: 248 x 89

## 8114

15.5"W x 4"H x 5.25"E  
mm: 394 x 102 x 133  
**LED:** 9w, 120 volt, 750 lumens  
3000K, 90 CRI, Dimmable  
**BACKPLATE:** 15.5"W x 3.5"H  
mm: 394 x 89

## 8124

26.5"W x 4"H x 5.25"E  
mm: 673 x 102 x 133  
**LED:** 18w, 120 volt, 1500 lumens  
3000K, 90 CRI, Dimmable  
**BACKPLATE:** 26.5"W x 3.5"H  
mm: 673 x 89

## FINISHES

Aged Brass (AGB)  
Distressed Bronze (DB)  
Historic Nickel (HN)  
Polished Nickel (PN)




*Designed for use with a 2" x 4" gem box.*

# MERRICK


Smooth styling and superior functionality are Merrick's signature traits. We conceal the fixture's wiring behind a full-length solid brass backplate. Merrick's shade and arms can be adjusted to customize light direction.




6008-AGB



6015-PN



6022-HN



6029-DB

**6008**  
10.5"W x 3.5"H x 8.75" Max. E  
mm: 267 x 89 x 222  
**BULB:** (1) 60 w/ T10  
**BACKPLATE:** 10.5"W x 3.5"H  
mm: 267 x 89

**6015**  
17.5"W x 3.5"H x 8.75" Max. E  
mm: 445 x 89 x 222  
**BULB:** (2) 60 w/ T10  
**BACKPLATE:** 17.5"W x 3.5"H  
mm: 445 x 89

**6022**  
24.5"W x 3.5"H x 8.75" Max. E  
mm: 622 x 89 x 222  
**BULB:** (3) 40 w/ T10  
**BACKPLATE:** 24.5"W x 3.5"H  
mm: 622 x 89

**6029**  
31.5"W x 3.5"H x 8.75" Max. E  
mm: 800 x 89 x 222  
**BULB:** (4) 40 w/ T10  
**BACKPLATE:** 31.5"W x 3.5"H  
mm: 800 x 89

**FINISHES**  
Aged Brass (AGB)  
Distressed Bronze (DB)  
Historic Nickel (HN)  
Polished Nickel (PN)

*Designed for use with a 2" x 4" gem box.*



PHOTO: ALISON DUKE. HOUSE OF ROCK LIBRARY INTERIOR DESIGN: SUSAN COHEN

# WOODBURY


---

Woodbury's faceted shade adds a subtle geometric touch to your space. Hinged arms with turning keys allow you to fine-tune the fixture's wall-washing array of accent light. Woodbury is equipped with a standard cord and in-line switch, making special wiring unnecessary. Made of cast-brass, Woodbury is built to last.





7008-DB



7016-AGB



7023-DB



7030-HN

### 7008

8"W x 6"H x 11.75" Max. E  
mm: 203 x 152 x 298  
**BULB:** (1) 60 w/ T10  
**BACKPLATE:** 4.5"W x 3.5"H  
mm: 114 x 89

### 7016

16"W x 6"H x 11.75" Max. E  
mm: 406 x 152 x 298  
**BULB:** (2) 60 w/ T10  
**BACKPLATE:** 12"W x 3.5"H  
mm: 305 x 89

### 7023

23"W x 6"H x 11.75" Max. E  
mm: 584 x 152 x 298  
**BULB:** (3) 40 w/ T10  
**BACKPLATE:** 18"W x 3.5"H  
mm: 457 x 89

### 7030

30"W x 6"H x 11.75" Max. E  
mm: 762 x 152 x 298  
**BULB:** (4) 40 w/ T10  
**BACKPLATE:** 24"W x 3.5"H  
mm: 610 x 89

### FINISHES

Aged Brass (AGB)  
Distressed Bronze (DB)  
Historic Nickel (HN)

*All fixtures on this page are portables and supplied with 8' SPT-2 cord and line switch.*



# VERNON

With a side-profile like a rising sun and minimal components, Vernon is designed to illuminate prized acquisitions. Flexible, understated, and sensible, it contains a standard plug and in-line switch which allows you to mount it anywhere, with no special wiring requirements. Different lengths and finishes accommodate paintings and personal treasures of various sizes.



2408-HN



2416-AGB



2424-PN



2430-DB

## 2408

8"W x 5"H  
mm: 203 x 127  
8.5" Min. E to 11" Max. E  
mm: 216 x 279  
BULB: (1) 25 w/m T10

## 2416

16"W x 5"H  
mm: 406 x 127  
8.5" Min. E to 11" Max. E  
mm: 216 x 279  
BULB: (2) 25 w/m T10

## 2424

24"W x 5"H  
mm: 610 x 127  
8.5" Min. E to 11" Max. E  
mm: 216 x 279  
BULB: (3) 25 w/m T10

## 2430

30"W x 5"H  
mm: 762 x 127  
8.5" Min. E to 11" Max. E  
mm: 216 x 279  
BULB: (4) 25 w/m T10

## FINISHES

Aged Brass (AGB)  
Distressed Bronze (DB)  
Historic Nickel (HN)  
Polished Nickel (PN)



All fixtures on this page are portables and supplied with 8' SPT-2 cord and line switch.

# RIDGEWOOD

Ridgewood is for those who relish manual functionality and tactile details. It sets a tube within a tube, allowing you to control its length. Knurled end caps on the metal scroll are not merely decorative—they reposition length of light and angle of illumination.



5808-AGB



5816-PN



5824-DB



5830-HN

**5808**  
 8.5"W x 4.5"H  
 mm: 216 x 114 x 267  
 7.5" Min. E to 10.5" Max. E  
 mm: 191 x 267  
**BULB:** (1) 25w T10  
**BACKPLATE:** 6"W x 3.25"H  
 mm: 152 x 83

**5816**  
 16.5"W x 4.5"H  
 mm: 419 x 114  
 7.5" Min. E to 10.5" Max. E  
 mm: 191 x 267  
**BULB:** (2) 25w T10  
**BACKPLATE:** 6"W x 3.25"H  
 mm: 152 x 83

**5824**  
 24.5"W x 4.5"H  
 mm: 622 x 114  
 7.5" Min. E to 10.5" Max. E  
 mm: 191 x 267  
**BULB:** (3) 25w T10  
**BACKPLATE:** 14"W x 3.25"H  
 mm: 356 x 83

**5830**  
 30"W x 4.5"H  
 mm: 762 x 114  
 7.5" Min. E to 10.5" Max. E  
 mm: 191 x 267  
**BULB:** (4) 25w T10  
**BACKPLATE:** 18"W x 3.25"H  
 mm: 457 x 83

**FINISHES**  
 Aged Brass (AGB)  
 Distressed Bronze (DB)  
 Historic Nickel (HN)  
 Polished Nickel (PN)

*Designed for use with a 2" x 4" gem box.*



# BROCK

---

Artistically streamlined, an attractive center clasp joins Brock's square arms to a cylindrical picture light. Not only an accessory for illuminating prized wall hangings, Brock is a beautiful accent piece in its own right. We wire Brock with a plug-in cord so it will work anywhere that you have a standard outlet.



9516-AGB



9508-PN



9524-OB



### 9508

8.5"W x 8.25"H x 8.75"E  
mm: 216 x 210 x 222  
BULB: (1) 25 w/m T10

### 9516

16.5"W x 8.25"H x 8.75"E  
mm: 419 x 210 x 222  
BULB: (2) 25 w/m T10

### 9524

24.5"W x 8.25"H x 8.75"E  
mm: 622 x 210 x 222  
BULB: (3) 25 w/m T10

### FINISHES


Aged Brass (AGB)  
Old Bronze (OB)  
Polished Nickel (PN)

*All fixtures on this page are portables and supplied with 8' SPT-2 cord and line switch.*



# GAINES

Machine Age lighting heralds an historic era of innovation and progress with fresh design interpretations. Our Gaines family applies industrial details, such as studded rivets, perforated metalwork, and heavy brass extrusions, to twenty-first century fixtures that are sure to turn heads.



2100-HN



2100-AGB



2118-PN



2126-AOB

## 2100

11"W x 3.25"H x 8"E

mm: 280 x 83 x 203

**BULB:** (1) 60 w/m T10

**BACKPLATE:** 6.25"W x 3.25"H

mm: 159 x 83

## 2118

18.25"W x 3.25"H x 8"E

mm: 464 x 83 x 203

**BULB:** (2) 60 w/m T10

**BACKPLATE:** 9"W x 3.25"H

mm: 229 x 83

## 2126

25.5"W x 3.25"H x 8"E

mm: 648 x 83 x 203

**BULB:** (3) 40 w/m T10

**BACKPLATE:** 12"W x 3.25"H

mm: 305 x 83

## FINISHES

Aged Brass (AGB)

Aged Old Bronze (AOB)

Historic Nickel (HN)

Polished Nickel (PN)

*Designed for use with a 2" x 4" gem box.*



# ENGLEWOOD

---

Englewood is a manually adjustable wall sconce, with a two-part swing arm. It adds a long tail of clear acrylic for a contemporary, sophisticated look.

# ENGLEWOOD



9421-AGB



9421-PN



9421-OB

## 9421

7.5"W x 20.25"H x 15.75"E  
mm: 191 x 514 x 394

BULB: (1) 60 w/m

CORD COVERS: (2) 12" 305mm

BACKPLATE: 4.25"W x 6"H  
mm: 108 x 152

## SHADE

7.5"D x 8.75"H  
mm: 191 x 222

MATERIAL: Linen

## FINISHES

Aged Brass (AGB)

Old Bronze (OB)

Polished Nickel (PN)

# HILLSDALE

Versatile and attractive, Hillsdale combines the ingenuity of early-twentieth century task lighting with a smart decorative touch from the twenty-first. Vintage cast swivels give the sconces wide-range adjustability, while custom contemporary linen shades swath your space in soft ambient light.



6234-PN

## 6234

10"W x 17" Max. H x 34" Max. E  
mm: 254 x 432 x 864  
**BULB:** (1) 60 w/m  
**BACKPLATE:** 4.5"W x 5.25"H  
mm: 114 x 133

## SHADE

5"T x 10"B x 7"H  
mm: 127 x 254 x 178  
**MATERIAL:** Linen

## FINISHES

Aged Brass (AGB)  
Historic Nickel (HN)  
Old Bronze (OB)  
Polished Nickel (PN)



# HILLSDALE



6232-AGB



6231-HN



6233-OB

## 6231

6"W x 10"H x 9.5"E  
mm: 153 x 254 x 242

**BULB:** (1) 60 w/c

**BACKPLATE:** 4.5"W x 5.25"H  
mm: 114 x 133

## 6232

18"W x 9.5"H x 9.5"E  
mm: 457 x 242 x 242

**BULB:** (2) 60 w/c

**BACKPLATE:** 5.25"W x 4.5"H  
mm: 133 x 114

## 6233

10"W x 12.75"H x 23.5" Max. E  
mm: 254 x 324 x 597

**BULB:** (1) 60 w/m

**BACKPLATE:** 4.5"W x 5.25"H  
mm: 114 x 133

## SHADES

6231/6232: 4"T x 6"B x 5.5"H  
mm: 102 x 153 x 140

6233: 5"T x 10"B x 7"H  
mm: 127 x 254 x 178

**MATERIAL:** Linen

## FINISHES

Aged Brass (AGB)  
Historic Nickel (HN)  
Old Bronze (OB)  
Polished Nickel (PN)



PHOTO BY EMILY GILBERT. STYLING MEAGAN CAMP

# GARDEN CITY

---

Utility and luxury merge in our Garden City family. Hand-rubbed finishes that continue inside the shade make these adjustable sconces very attractive in their all-metal versions. Metal-rimmed white glass shades allow more light diffusion in another, equally appealing option. The former enhances its function as a task light; the latter amplifies its accent potential. Machined details such as the rings on the cast-metal backplate and the turned socket holder give Garden City a vintage industrial feel. We wire Garden City with an on/off switch, making it ideal for a bedside reading lamp or as a replacement fixture in historic homes that lack a separate wall switch.



8323-PN



8321-AGB



8322-AN

## 8321

8"W x 11"H x 8.5"E  
 mm: 203 x 279 x 216  
**BULB:** (1) 75 w/m  
**SWITCH:** Hi-Lo-Off  
**BACKPLATE:** 5.5"D 140mm

## 8322

8"W x 11.25"H x 23.25" Max. E  
 mm: 203 x 286 x 591  
**BULB:** (1) 75 w/m  
**SWITCH:** Hi-Lo-Off  
**BACKPLATE:** 5.5"D 140mm

## 8323

8"W x 16.5" Max. H x 33" Max. E  
 mm: 203 x 419 x 838  
**BULB:** (1) 75 w/m  
**SWITCH:** Hi-Lo-Off  
**BACKPLATE:** 5.5"D 140mm

## FINISHES

Aged Brass (AGB)  
 Antique Nickel (AN)  
 Old Bronze (OB)  
 Polished Nickel (PN)



**8332-OB**



**8331-PN**



**8333-AGB**

### 8331

8"W x 11"H x 8.5"E  
mm: 203 x 279 x 216

**BULB:** (1) 100 w/m

**SWITCH:** Hi-Lo-Off

**BACKPLATE:** 5.5"D 140mm

### 8332

8"W x 11.25"H x 23.25" Max. E  
mm: 203 x 286 x 591

**BULB:** (1) 100 w/m

**SWITCH:** Hi-Lo-Off

**BACKPLATE:** 5.5"D 140mm

### 8333

8"W x 16.5" Max. H x 33" Max. E  
mm: 203 x 419 x 838

**BULB:** (1) 100 w/m

**SWITCH:** Hi-Lo-Off

**BACKPLATE:** 5.5"D 140mm

### FINISHES

Aged Brass (AGB)  
Antique Nickel (AN)  
Old Bronze (OB)  
Polished Nickel (PN)



# EXETER

---

Articulated arms and metal construction are a few of the lasting innovations the industrial era bequeathed us. Exeter illuminates according to your need, using these same principles. At three points from backplate to shade, you can adjust Exeter along an axis perpendicular to the wall to direct its light where you want it. The backplate's pivot allows you to move the arm to the left or right. Exeter makes for both a useful task light and a beautiful accent light.



4721-AN



4731-OB

## 4721

8"W x 19"H x 33.5" Max. E  
mm: 203 x 483 x 851  
**BULB:** (1) 75 w/m  
**BACKPLATE:** 5"D 127mm

## 4731

8"W x 19"H x 33.5" Max. E  
mm: 203 x 483 x 851  
**BULB:** (1) 100 w/m  
**BACKPLATE:** 5"D 127mm

## FINISHES

Antique Nickel (AN)  
Old Bronze (OB)  
Polished Nickel (PN)

# PATTEN

A clean-lined square tube arm and simple circular backplate enhance Patten's versatility. Featuring a pull-switch and adjustable shade, Patten is ideal for desktop and bedside illumination.



6341-AGB



6341-PN



6341-HN



6341-OB

## 6341

5.75"W x 17.5"H x 13.5"E

mm: 146 x 445 x 343

BULB: (1) 60 w/c

SWITCH: On/Off Pull Chain

BACKPLATE: 4.75"D 121mm

## SHADE

2.75"T x 5.75"B x 9"H

mm: 70 x 146 x 229

MATERIAL: Faux Silk

## FINISHES

Aged Brass (AGB)

Historic Nickel (HN)

Old Bronze (OB)

Polished Nickel (PN)

# LEYDEN

---

With a shade of fine silk in a rectangular shape, Leyden is versatile in addition to visually pleasing. A working pull chain and two points of adjustability increase its practicality.



5421-PN



5421-AGB



5421-OB

## 5421

9"W x 13.5"H x 9"E  
mm: 229 x 343 x 229

**BULB:** (1) 60 w/m

**SWITCH:** On/Off Pull Chain

**BACKPLATE:** 4.5"W x 8"H  
mm: 114 x 203

## SHADE

9"L x 4"W x 7"H  
mm: 229 x 102 x 178

**MATERIAL:** 100% Silk

## FINISHES

Aged Brass (AGB)

Old Bronze (OB)

Polished Nickel (PN)

# FAIRPORT

Sleek and minimalist on the outside, Fairport conceals a few splendid surprises. Look to grasp the sconce's full-range dimmer switch and notice the smart textural contrast of the shade's softly gathered inside pleats. Plus, a gentle swing-arm makes Fairport an ideal bedside reading lamp.



5931-AGB



5941-OB



5941-PN

## 5931

7.5"W x 11.25"H x 10.5" Max. E  
mm: 191 x 286 x 267

**BULB:** (1) 60 w/m

**SWITCH:** Full Range Dimmer

**BACKPLATE:** 4.5"W x 5.5"H

mm: 114 x 140

## 5941

9"W x 11.25"H x 15.5" Max. E  
mm: 229 x 286 x 394

**BULB:** (1) 60 w/m

**SWITCH:** Full Range Dimmer

**BACKPLATE:** 4.5"W x 5.5"H

mm: 114 x 140

## SHADES

**5931:** 6.5"T x 7.5"B x 7"H  
mm: 165 x 190 x 178

**5941:** 8"T x 9"B x 7"H  
mm: 203 x 229 x 178

**MATERIAL:** Faux Silk

## FINISHES

Aged Brass (AGB)

Old Bronze (OB)

Polished Nickel (PN)



Shade pleated on inside.





# CLAREMONT

---

An English barrel shade caps the refined styling of the Claremont wall-mount, swing-arm lamp. Though unembellished, the candlestick and bobèche bulb base, as well as the ring details at the arm hinges, give the functional lamps a traditional feel. Claremont makes an ideal bedside reading lamp, without taking up any table space. Unlike typical wall sconces, Claremont comes wired with a standard, plug-in cord.



7731-PN-WS



7721-AGB



7721-OB-WS

## 7721

12" W x 16.25"H x 21" Max. E  
mm: 305 x 412 x 533

**BULB:** (1) 75 w/m

**SWITCH:** Full Range Dimmer

**CORD COVERS:** (2) 12" 305mm

**BACKPLATE:** 4.25"W x 6"H  
mm: 108 X 152

## 7731

12"W x 25.25"H x 22" Max. E  
mm: 305 x 642 x 560

**BULB:** (1) 75 w/m

**SWITCH:** Full Range Dimmer

**CORD COVERS:** (2) 12" 305mm

**BACKPLATE:** 2.5"W x 4.5"H  
mm: 66 X 114

## SHADE

6"T x 12"B x 8.25H"  
mm: 152 x 305 x 210

**MATERIAL:** Eco Paper or Faux Silk

*Fixtures are available with either Eco Paper (standard shade) or White Faux Silk Shades. To choose White Faux Silk shades "-WS" must be added after fixture finish.*

## FINISHES

Aged Brass (AGB)

Old Bronze (OB)

Polished Nickel (PN)

# ALVA

Uniting our Alva family is its long conical diffuser of spun metal, perforated near the rim. As a wall sconce, it's available in two versions. One has a long-tailed gooseneck arm, a rectangular backplate, and a working swivel key on the ball above the diffuser. The other suspends this conical metal shade with a contrasting braided cord from a circular backplate and a ninety-degree arm.



1300-PN



1300-OB



1400-AGB



1400-PN

## 1300

4.25"W x 20.75"H x 8.25"E  
mm: 108 x 527 x 210  
BULB: (1) 60 w/m  
BACKPLATE: 4.25"W x 6.75"H  
mm: 108 x 171

## 1400

4.75"W x 19.5"H x 5.5"E  
mm: 121 x 495 x 140  
BULB: (1) 60 w/m  
BACKPLATE: 4.75"D 121mm  
*Comes with 5' of braided cord.*

## FINISHES

Aged Brass (AGB)  
Old Bronze (OB)  
Polished Nickel (PN)

Surrounding the lamp source in a magnificent orb, half cast-metal shade and half schoolhouse glass, Stanley makes a bold first impression. Only upon closer inspection does its fine detailing emerge. Adding to both its practicality and machine age aesthetic, it is replete with knobs, dials, visible fasteners, and metal tubing for external wiring. Stanley is fully adjustable with an optional cord cover. Perfect for a study, Stanley is an eccentric fixture sure to add ample charm to any room.



1671-AN



1672-PN



1672-AGB



1671-OB

## 1671

8.75"W x 14"H x 13.5"E  
mm: 222 x 356 x 343  
**BULB:** (1) 75 w/m  
**SWITCH:** Hi-lo-off  
**BACKPLATE:** 3"W x 6.25"H  
mm: 76 x 159

## 1672

8.75"W x 17.5"H x 25.5" Max E  
mm: 222 x 445 x 648  
**BULB:** (1) 75 w/m  
**SWITCH:** Hi-lo-off  
**BACKPLATE:** 3"W x 6.25"H  
mm: 76 x 159  
**CORD COVERS:** (2) 12" 305 mm

## FINISHES

Aged Brass (AGB)  
Antique Nickel (AN)  
Old Bronze (OB)  
Polished Nickel (PN)

*Designed for use with a 2" x 4" gem box.*



# ROSLYN

Our Roslyn family offers a handsomely constructed, beautifully finished array of adjustable wall sconces. Attractively shaped shades, tactile switches, and articulated arms all make this vintage industrial-inspired set a pleasing addition to a room. Roslyn's versatility lends it to a variety of purposes.



772-AGB




761-PN



771-OB



762-AN



6931-AGB

## 6931

7.5"W x 6"H x 24" Max. E

mm: 191 x 152 x 610

**BULB:** (1) 60 w/m

**BACKPLATE:** 4.75"D 121mm

**CORD COVERS:** (2) 12" 305mm

### FINISHES

Aged Brass (AGB), Old Bronze (OB),  
Polished Nickel (PN), Satin Nickel (SN)

## 761

6"W x 11"H x 12.5" Max. E  
mm: 152 x 279 x 318

**BULB:** (1) 75 w/m

**BACKPLATE:** 3"W x 6.25"H  
mm: 76 x 159

## 762

6"W x 11"H x 12.5" Max. E  
mm: 165 x 279 x 318

**BULB:** (1) 100 w/m

**BACKPLATE:** 3"W x 6.25"H  
mm: 76 x 159

## 771

6"W x 14.75"H x 24" Max. E  
mm: 152 x 375 x 610

**BULB:** (1) 75 w/m

**BACKPLATE:** 3"W x 6.25"H  
mm: 76 x 159  
**CORD COVERS:** (2) 12" 305mm

## 772

6"W x 14.75"H x 24" Max. E  
mm: 152 x 375 x 610

**BULB:** (1) 100 w/m

**BACKPLATE:** 3"W x 6.25"H  
mm: 76 x 159  
**CORD COVERS:** (2) 12" 305mm

## FINISHES

Aged Brass (AGB)  
Antique Nickel (AN)  
Old Bronze (OB)  
Polished Nickel (PN)

*Designed for use with a 2" x 4" gem box.*

# LACONIA

We've created an updated version of the trade workers' lamp, which can be mounted on the wall to keep your desk space clutter-free. The bull-nosed metal shade directs light downward towards the task area, while shielding eyes from glare, and the double-hinged arm allows ample adjustment of the lighting space.



See our Laconia table lamp (L394, shown above) on page 684.



3941-OB



3941-AGB



3941-PN

## 3941

5.5"W x 17"H x 17" Max. E  
mm: 140 x 430 x 430

**SWING ARM:** 150 Degrees

**BULB:** (1) 60 w/m

**SWITCH:** Hi-Lo-Off

**BACKPLATE:** 5.5"D 140mm

## FINISHES

Aged Brass (AGB)

Old Bronze (OB)

Polished Nickel (PN)

# GOSHEN

Our forward-thinking Goshen sconce uses environmental LED technology to offer a wide range of dimmable illumination from within a globe-like setting. Adding to Goshen's utility, its arm swivels 180 degrees, which makes it a viable option for task or accent lighting. Energy efficient and versatile, Goshen is smartly designed for ecological, practical, and aesthetic concerns.



6081-SN



6081-PN



6081-BZ

## 6081

3"W x 10"H x 9.25"E  
mm: 76 x 254 x 235

LED: 4.5w, 120 volt, 300 lumens  
2700K, 80 CRI, Dimmable

BACKPLATE: 2.5"W x 5"H  
mm: 64 x 127

## FINISHES

Bronze (BZ)  
Polished Nickel (PN)  
Satin Nickel (SN)



*Fixture designed for use with a 2" x 4" Gem box.*



9310-OB



9321-HN



9321-AGB



9310-PN

## 9310

6"W x 14"H x 9.25"E  
 mm: 153 x 356 x 235  
**BULB:** (1) 60 w/c  
**BACKPLATE:** 4.5"W x 6"H  
 mm: 114 x 152

## 9321

11"W x 16.25"H x 22.25" Max. E  
 mm: 280 x 413 x 565  
**BULB:** (1) 75 w/m  
**SWITCH:** Full Range Dimmer  
**CORD COVERS:** (2) @ 12" 305mm  
**BACKPLATE:** 4.5"W x 6"H

## SHADES

**9310:** 4"T x 6"B x 6"H  
 mm: 101 x 152 x 152  
**9321:** 6"T x 11"B x 8.5"H  
 mm: 152 x 280 x 216  
**MATERIAL:** 100% Silk

## FINISHES

Aged Brass (AGB)  
 Historic Nickel (HN)  
 Old Bronze (OB)  
 Polished Nickel (PN)





# VOLTA

---

Crystal and metal combine to superb effect. Volta explores this beautiful combination of materials in a traditional form. Alessandro Volta's discovery of our ability to chemically generate electricity and conduct it through copper is still at work in this electric candle-holder.



4120-PN



4110-AGB



4120-AGB

**4110**

4.75"W x 15.25"H x 5.5"E  
mm: 121 x 387 x 140  
BULB: (1) 60 w/c  
BACKPLATE: 4.75"D 121mm

**4120**

11.5"W x 15.25"H x 6"E  
mm: 292 x 387 x 152  
BULB: (2) 60 w/c  
BACKPLATE: 4.75"D 121mm

**SHADE**

5.5"D x 6.25"H  
mm: 114 x 159  
MATERIAL: Faux Silk

**FINISHES**

Aged Brass (AGB)  
Polished Nickel (PN)

# LUNA

---

Luna bears little luxuries to enhance everyday life. Silk shades softly diffuse light. Crystal and metal converge on the arm. Like a scattering of stars near the moon, a pattern of bubbles moves through the crystal spheroid beneath the candlestick.



1900-AGB



1900-PN



1900-PC

## 1900

5.5"W x 14"H x 7"E  
mm: 140 x 356 x 178

**BULB:** (1) 60 w/c

**BACKPLATE:** 4.5"W x 5.5"H  
mm: 114 x 140

## SHADE

3.5"T x 5.5"B x 6.5"H  
mm: 89 x 140 x 165

**MATERIAL:** 100% Silk

## FINISHES

Aged Brass (AGB)  
Polished Chrome (PC)  
Polished Nickel (PN)

# BOONE

A polished marble plinth extends from a circular metal backplate, serving as a base for a sphere of light. A hand-blown glass diffuser is clear on the outside and etched white on the inside, creating depth and polish. Boone is a testament to the elegance and assuredness of minimalism.



7100-PN



7100-AGB

## 7100

6"D x 8.5"H x 7.25"E

mm: 152 x 216 x 184

BULB: (1) 3w G9 LED\*

BACKPLATE: 4.75"D 121mm

## FINISHES

Aged Brass (AGB)

Polished Nickel (PN)

## NOTES

\*Bulb included (BLB-3W-G9).

See page 685 for replacement bulb ordering information.



# GORDON

Using an intriguing blend of materials, this sconce features a long arm of faceted crystal against handsome metal-work to produce a visually striking piece. The crystal arm lends an airy grace to the fixture, while a finely-proportioned silk shade gives forth a suggestion of royalty.



6031-AGB



6032-PN

## 6031

5"W x 21"H x 6.75"E  
mm: 127 x 533 x 171

BULB: (1) 60 w/c

BACKPLATE: 5"D 127mm

## 6032

13.75"W x 22"H x 6.75"E  
mm: 349 x 559 x 171

BULB: (2) 60 w/c

BACKPLATE: 5"D 127mm

## SHADE

4.75"D x 6.5"H  
mm: 121 x 165

MATERIAL: 100% Silk

## FINISHES

Aged Brass (AGB)  
Polished Nickel (PN)

# RUSKIN

Refreshing about Ruskin is the way it combines masculinity and femininity in one elegant design. The handsome cubic principle that occupies much of the piece is complemented by the glamor of a long, faceted-crystal tail, ending in a singular sphere on the finial. Reflecting the tail's design is a tapered square shade. The simplicity of the geometry paired with the combination of metal and crystal sets this sconce apart.



2401-AGB



2401-PN

## 2401

5.75"W x 20.5"H x 6.5"E  
mm: 146 x 521 x 165

BULB: (1) 60 w/c

BACKPLATE: 4.5"SQ 114mm

## SHADE

3.75"T x 5.75"B x 6"H  
mm: 95 x 146 x 152

MATERIAL: 100% Silk

## FINISHES

Aged Brass (AGB)  
Polished Nickel (PN)

# OYSTER BAY

---

Nestled in a cove on Long Island's Gold Coast, Oyster Bay gave home to the Gilded Age's most spectacular estates. This opulent crystal sconce was drawn from a fin-de-siècle original that still graces one of the surviving mansions. Oyster Bay's glittering expanse of cut crystal and elegantly sculpted shade embody the grand spirit of the age.



3611-AGB



3611-PN

## 3611

12"W x 21.5"H x 5.5"E  
mm: 305 x 546 x 140

**BULB:** (2) 60 w/c

**BACKPLATE:** 4.75"W x 6.25"H  
mm: 121 x 158

## SHADE

10.25"T x 12"B x 8"H  
mm: 260 x 305 x 203

**MATERIAL:** Faux Silk

## FINISHES

Aged Brass (AGB)  
Polished Nickel (PN)

# ST. GEORGE

Invoke a sense of chivalry and Old World order with this heraldic sconce. Its beautiful silk shade, pleated and shaped in elegant peaks and valleys, is only one aspect of its unimpeachable class. Immediately captivating is its spiralled crystal column, generous in length and clasped in a three-ringed band. Conical finials and robust backplate also help set this sconce apart.



8411-PN



8411-AGB

## 8411

12"W x 24.5"H x 5.25"E

mm: 305 x 622 x 133

BULB: (2) 60 w/c

BACKPLATE: 5.25"W x 9"H

mm: 133 x 229

## SHADE

10"T x 12"B x 8"H

mm: 254 x 305 x 203

MATERIAL: 100% Silk

## FINISHES

Aged Brass (AGB)

Polished Nickel (PN)



# LARISSA

---

A long and thick arm of faceted crystal supports the shade-covered bulb in our Larissa family. The faceted crystal rod is fit snugly into metal pieces in the same shape at top and bottom.



1461-PN **ADA**



1461-AGB **ADA**

## 1461

9"W x 21.5"H x 4"E  
mm: 229 x 546 x 102

**BULB:** (2) 40 w/c

**BACKPLATE:** 6.25"SQ 159mm

## SHADE

9"W x 8"H x 3.75"D  
mm: 229 x 203 x 95

**MATERIAL:** 100% Silk

## FINISHES

Aged Brass (AGB)  
Polished Nickel (PN)

# ROCKLAND

Topped by a soft-white fabric shade, the tapered wand of the Rockland sconce showcases the glamour of shining crystal orbs. While the Polished Nickel finish projects a mirror-like shine, its warm tone complements the shade's soft hue.



8436-AGB



8421-PN ADA



8422-AGB

**8421**  
4.75"W x 20.5"H x 4"E  
mm: 121 x 521 x 102  
BULB: (1) 60 w/c  
BACKPLATE: 4.75"D 121mm

**8422**  
13"W x 22.25"H x 4.5"E  
mm: 330 x 565 x 114  
BULB: (2) 60 w/c  
BACKPLATE: 4.75"D 121mm

**8436**  
5.25"W x 37"H x 5.5"E  
mm: 133 x 940 x 140  
BULB: (1) 60 w/c  
BACKPLATE: 4.75"D 121mm

**SHADES**  
8421: 3.75"D x 5.25"H  
mm: 95 x 133  
8422: 13"L x 3.75"W x 7"H  
mm: 330 x 95 x 178  
8436: 5.25"D x 7.5"H  
mm: 330 x 95 x 178  
MATERIAL: Faux Silk

**FINISHES** Aged Brass (AGB) | Polished Nickel (PN)



8512-PN



8511-AGB



8536-PN

## 8511

5"W x 18.75"H x 5.5"E  
mm: 127 x 476 x 140  
BULB: (1) 60 w/c  
BACKPLATE: 5"D 127mm

## 8512

13"W x 18.75"H x 5.5"E  
mm: 330 x 476 x 140  
BULB: (2) 60 w/c  
BACKPLATE: 5"D 127mm

## 8536

4.75"W x 36.5"H x 5.5"E  
mm: 120 x 927 x 140  
BULB: (1) 60 w/c  
BACKPLATE: 5"D 127mm

## SHADES

8511/8512: 3.75"T x 4"B x 6"H  
mm: 95 x 102 x 152  
8536: 4.25"T x 4.75"B x 7.5"H  
108 x 121 x 191  
MATERIAL: Faux Silk

## FINISH

Aged Brass (AGB)  
Polished Nickel (PN)

Fashioned with a coveted quality of quiet glamour, Wylie's pristine crystal stem is an elegant complement to its white cylindrical shade. This clean and thoughtfully balanced design allows Wylie's fine materials to express their inherent beauty.



6311-BB



6311-PN



6312-PN

## 6311

4.5"W x 12"H x 5.5"E  
mm: 114 x 305 x 140  
BULB: (1) 60 w/c  
BACKPLATE: 4.5"D 114mm

## 6312

10.75"W x 12"H x 5.5"E  
mm: 114 x 305 x 140  
BULB: (2) 60 w/c  
BACKPLATE: 4.5"D 114mm

## SHADES

3.5"D x 6.25"H  
mm: 89 x 159  
MATERIAL: Faux Silk

## FINISHES

Brushed Bronze (BB)  
Polished Nickel (PN)





# LAPEER

---

Fine silk pleated shades, crystal bobeches, and acrylic side-mounted planes along the arms make Lapeer a texturally rich and luxurious scone. A faceted mirror backplate of cut crystal adds to the piece's grand allure.



1291-AGB



1292-AGB



1292-PN



1291-PN

**1291**

5.5"W x 14"H x 8.5"E  
 mm: 146 x 445 x 216  
 BULB: (1) 60 w/c  
 BACKPLATE: 4.75"D 121mm

**1292**

12"W x 14"H x 7.5"E  
 mm: 305 x 356 x 191  
 BULB: (2) 60 w/c  
 BACKPLATE: 4.75"D 121mm

**SHADE**

3.75"T x 5.25"B x 5"H  
 mm: 95 x 133 x 127  
 MATERIAL: Faux Silk

**FINISHES**

Aged Brass (AGB)  
 Polished Nickel (PN)

# BLIXEN

---

A beautiful mixture of materials enhances everyday interiors with our Blixen family. An offwhite linen shade rests atop a long-tail crystal arm. Die-cast metal with stepped tooling connects the intersecting backplate and arms. A decorative crystal bobèche adds a thoughtful accent.



5410-AGB



5410-PN

## 5410

6"W x 21"H x 6.5"E  
mm: 152 x 533 x 165  
BULB: (1) 60 w/c  
BACKPLATE: 5"D 127mm

## SHADE

4"T x 6"B x 6"H  
mm: 95 x 133 x 127  
MATERIAL: Linen

## FINISHES

Aged Brass (AGB)  
Polished Nickel (PN)



# URBANA

We top Urbana's slender torch handle with a sparkling crystal bobèche and a flame-tipped candle-cup. A painted candle sleeve and creamy colored shade enhance the sconce's historic characteristics, however, Urbana's sleek height and circular backplate give the sconce a fresh look that works fabulously in a contemporary space



261-BB



261-PN-WS

## 261

5.5"W x 23.75"H x 6.25"E  
mm: 140 x 603 x 159

**BULB:** (1) 60 w/c

**BACKPLATE:** 4.5"D 127mm

## SHADE

3.5"T x 5.5"B x 6"H  
mm: 89 x 140 x 152

**MATERIAL:** Eco Paper  
or Faux Silk\*

## FINISHES

Brushed Bronze (BB)  
Polished Nickel (PN)

## NOTES

*\*Fixtures are available with either Eco Paper (standard shade) or White Faux Silk Shades. To choose White Faux Silk shades "-WS" must be added after fixture finish.*



# BARTON

---



3212-PN



3211-PN



3212-AGB



3211-AGB

## 3211

7"W x 13.5"H x 7.25"E  
mm: 178 x 343 x 184  
BULB: (1) 60 w/c  
BACKPLATE: 4.75"D 121mm

## 3212

13.5"W x 14.75"H x 6.5"E  
mm: 343 x 375 x 165  
BULB: (2) 60 w/c  
BACKPLATE: 4.75"D 121mm

## SHADE

3.25"T x 5"B x 5.25"H  
mm: 83 x 127 x 133  
MATERIAL: 100% Silk

## FINISHES

Aged Brass (AGB)  
Polished Nickel (PN)



1881-AGB



1882-PN



1882-AGB



1881-PN

### 1881

6.5"W x 14"H x 9"E  
mm: 178 x 356 x 229  
BULB: (1) 60 w/c  
BACKPLATE: 6.25"D 159mm

### 1882

16"W x 14"H x 9.5"E  
mm: 406 x 355 x 241  
BULB: (2) 60 w/c  
BACKPLATE: 6.25"D 159mm

### SHADE

4.5"T x 6"B x 6"H  
mm: 114 x 153 x 153  
MATERIAL: Faux Silk

### FINISHES

Aged Brass (AGB)  
Polished Nickel (PN)

# GLENFORD



3111-AGB



3112-OB



3112-AN



3111-PN

**3111**  
 5.5"W x 22"H x 7"E  
 mm: 140 x 559 x 178  
**BULB:** (1) 60 w/c  
**BACKPLATE:** 4.5"W x 8"H  
 mm: 114 x 203

**3112**  
 13" W x 22" H x 8.75"E  
 mm: 330 x 559 x 222  
**BULB:** (2) 60 w/c  
**BACKPLATE:** 4.5"W x 8"H  
 mm: 114 x 203

**SHADE**  
 4.5"T x 5.5"B x 6.25"H  
 mm: 114 x 140 x 159  
**MATERIAL:** Faux Silk

**FINISHES**  
 Aged Brass (AGB)  
 Antique Nickel (AN)  
 Old Bronze (OB)  
 Polished Nickel (PN)

# FREDONIA

Imaginatively taking the idea of the wall-mounted torch from the old world, Fredonia is impressive in its size and simplicity. Its stepped-metal backplate holds forth a long, delicate arm that is cut at a bias on the end, exposing the diamond shape of the metal. The lampshade is generously sized, complementing the poised arm that holds aloft the light.



## 3411

5.5"W x 22.75"H x 3.75"E

mm: 140 x 578 x 95

**BULB:** (1) 60 w/c

**BACKPLATE:** 2.25"W x 4.5"H

mm: 57 x 114

## SHADE

(5"x 3.5")T x (5.5" x 3.75")B x 7"H

mm: (127 x 89) x (140 x 95) x 178

**MATERIAL:** Faux Silk

## FINISHES

Aged Brass (AGB)

Antique Nickel (AN)

Old Bronze (OB)

Polished Nickel (PN)

*Fixture designed for use with 2"x 4" Gem Box.*



# MADISON

---



6120-HN



6120-OB



6120-AGB



6120-PN

## 6120

7.25"W x 19"H x 6.25"E  
mm: 184 x 483 x 159  
**BULB:** (1) 60 w/c  
**BACKPLATE:** 4.5"W x 7"H  
mm: 115 x 178

## SHADE

7.25"L x 4.5"W x 7"H  
mm: 184 x 114 x 178  
**MATERIAL:** Faux Silk

## FINISHES

Aged Brass (AGB)  
Historic Nickel (HN)  
Old Bronze (OB)  
Polished Nickel (PN)



641-SN



641-OB



642-PN

## 641

7"W x 20"H x 5.75"E  
mm: 178 x 508 x 146  
BULB: (1) 60 w/c  
BACKPLATE: 5.5"W x 14"H  
mm: 140 x 356

## 642

10"W x 20"H x 5.75"E  
mm: 254 x 508 x 146  
BULB: (2) 60 w/c  
BACKPLATE: 5.5"W x 14"H  
mm: 140 x 356

## SHADES

641: 7"L x 5"W x 5.5"H  
mm: 178 x 127 x 140  
642: 10"L x 5"W x 5.5"H  
mm: 254 x 127 x 140  
MATERIAL: Faux Silk

## FINISHES

Old Bronze (OB)  
Polished Nickel (PN)  
Satin Nickel (SN)

# COLTON

---

Suffused with the calm energy of Eastern minimalism, Colton brings soothing respite to your space. Tall and smoothly curved, Colton's wispy arms rise from a clean rectilinear backplate. Simple drum shades round-out the design's yin and yang balance.



731-OB



731-PN



732-AGB

## 731

4.5"W x 17"H x 6.75"E  
mm: 114 x 432 x 172  
**BULB:** (1) 60 w/c  
**BACKPLATE:** 2.75"W x 11"H  
mm: 70 x 280

## 732

14.75"W x 24.5"H x 6.75"E  
mm: 375 x 622 x 172  
**BULB:** (2) 60 w/c  
**BACKPLATE:** 2.75"W x 11"H  
mm: 70 x 280

## SHADE

4.5"D x 6.5"H  
mm: 114 x 165  
**MATERIAL:** Linen

## FINISHES

Aged Brass (AGB)  
Old Bronze (OB)  
Polished Nickel (PN)

*Fixture designed for use with 2"x4" Gem Box.*

# RUTLAND

A smooth stroke of smart style: Rutland's design takes a uniquely sensual form. Curving metal arms extend from the sleek oval backplate to the base of the conical shade, creating a natural, fluid composition.



3712-AGB



3711-OB



3711-PN-WS

## 3711

5"W x 25.5"H x 7"E  
mm: 127 x 648 x 178

**BULB:** (1) 60 w/c

**BACKPLATE:** 4.5"W x 9"H  
mm: 114 x 229

## 3712

12"W x 24.5"H x 6.25"E  
mm: 305 x 622 x 159

**BULB:** (2) 60 w/c

**BACKPLATE:** 4.5"W x 8.5"H  
mm: 114 x 229

## SHADE

3.5"T x 5"B x 8.5"H  
mm: 89 x 127 x 216

**MATERIAL:** Eco Paper  
or Faux Silk\*

## FINISHES

Aged Brass (AGB)  
Old Bronze (OB)  
Polished Nickel (PN)

## NOTES

*\*Fixtures are available with either Eco Paper (standard shade) or White Faux Silk Shades. To choose White Faux Silk shades "-WS" must be added after fixture finish.*



# CORTLAND

---



211-OB



211-PN



211-HN



211-AGB

## 211

6.5"W x 25.5"H x 7.75" E  
mm: 165 x 648 x 197

BULB: (1) 60 w/c

BACKPLATE: 4.75" SQ 121mm

## SHADE

5"T x 6.5"B x 6.5"H  
mm: 127 x 165 x 165

MATERIAL: Faux Silk

## FINISHES

Aged Brass (AGB)  
Historic Nickel (HN)  
Old Bronze (OB)  
Polished Nickel (PN)

# JERICO

Dipping steeply from a circular backplate, Jericho's curved arm gives the sconce impressive stature. Extending over ten inches from the wall to accommodate a generously scaled shade, Jericho is an eye-catching accent piece designed for spaces in search of a statement maker.



511-PN



511-AGB



511-OB

## 511

7"W x 20.5"H x 10.5"E  
mm: 178 x 521 x 267  
BULB: (1) 60 w/c  
BACKPLATE: 5.5"D 140mm

## SHADE

6.5"T x 7"B x 7"H  
mm: 165 x 178 x 178  
MATERIAL: Faux Silk

## FINISHES

Aged Brass (AGB)  
Historic Nickel (HN)  
Old Bronze (OB)  
Polished Nickel (PN)

# HUGO

Hugo's slim lines and delicate proportions cause its shade to stand out: a white diffuser surrounded by a brick-like pattern in metal. Chic and minimal, Hugo adds a level of sophistication and a layer of light to any room it adorns.



3921-AGB



3921-OB



3922-PN ADA

## 3921

3.5"W x 25.5"H x 6.25"E  
mm: 89 x 648 x 159  
BULB: (1) 40 w/c  
BACKPLATE: 2.5"W x 5"H  
mm: 64 x 127

## 3922

11.5"W x 27"H x 4"E  
mm: 292 x 686 x 102  
BULB: (2) 40 w/c  
BACKPLATE: 2.5"W x 5"H  
mm: 64 x 127

## FINISHES

Aged Brass (AGB)  
Old Bronze (OB)  
Polished Nickel (PN)

# ABERDEEN



Anita Clark Design, Boston, MA



622-OB



621-PN

**621**  
4.75"W x 17.5"H x 6"E  
mm: 121 x 445 x 152  
**BULB:** (1) 60 w/c  
**BACKPLATE:** 4.75"D 121mm

**622**  
11.5"W x 17.5"H x 6"E  
mm: 292 x 445 x 152  
**BULB:** (2) 60 w/c  
**BACKPLATE:** 4.75"D 121mm

**SHADE**  
4.25"D x 5.5"H  
mm: 108 x 140

**FINISHES**  
Old Bronze (OB)  
Polished Nickel (PN)





# MONROE

---

Unexpected inspiration stands above the usual. Monroe makes a fresh statement by seating classic candlesticks atop lithe and slender square arms. Pleated shades add a beloved touch to Monroe's elegance.



321-PN



322-OB



322-PN

### 321

5.5"W x 29.5"H x 7"E  
mm: 140 x 749 x 178  
**BULB:** (1) 60 w/c  
**BACKPLATE:** 4.5"D 114mm

### 322

16"W x 28.5"H x 7.5"E  
mm: 406 x 724 x 191  
**BULB:** (2) 60 w/c  
**BACKPLATE:** 4.5"D 114mm

### SHADE

3.5"T x 5.5"B x 5"H  
mm: 89 x 140 x 127  
**MATERIAL:** Faux Silk

### FINISHES

Old Bronze (OB)  
Polished Nickel (PN)

# ERIE

A multitextural delight, Erie pairs an octagonal, faceted backplate with tapered, ribbed arms. Organic shapes are offset by simple details, like the band that appears to clasp the arms and the smooth candle holders. The curved arms are topped with a pleated silk shade that perfectly diffuses the light.



3861-HN



3861-PN



3862-AGB



3862-OB

## 3861

5.25"W x 20.5"H x 6"E  
mm: 133 x 521 x 152  
BULB: (1) 60 w/c  
BACKPLATE: 4"W x 6.5"H  
mm: 102 x 165

## 3862

11.25"W x 21"H x 5.5"E  
mm: 286 x 533 x 140  
BULB: (2) 60 w/c  
BACKPLATE: 4"W x 6.5"H  
mm: 102 x 165

## SHADES

3861: 4.5"T x 5.25"B x 5.75"H  
mm: 114 x 133 x 146  
3862: 10.5"T x 11.25"B x 4.75"W x 5.75"H  
mm: 267 x 286 x 121 x 146  
MATERIAL: 100% Silk

## FINISHES

Aged Brass (AGB)  
Historic Nickel (HN)  
Old Bronze (OB)  
Polished Nickel (PN)

# STANFORD

Stanford's Art Deco sensibilities pack a sense of contained energies. A javelin of a long-tail arm supports the light source behind a shade that accentuates the square principle driving the design. How Stanford will be perceived greatly varies across the four fine finishes in which it's offered.



220-AS-WS



220-OB



230-AGB



230-PN-WS

## 220

6.25"W x 23.25"H x 6.5"E  
159 x 290 x 165  
**BULB:** (1) 60 w/c  
**BACKPLATE:** 3"W x 6.5"H  
mm: 75 x 165

## 230

6.25"W x 23.25"H x 6.5"E  
mm: 159 x 290 x 165  
**BULB:** (1) 60 w/c  
**BACKPLATE:** 3"W x 6.5"H  
mm: 75 x 165

## SHADES

**220:** 4"T x 6.25"B x 6.25"H  
mm: 102 x 159 x 159  
**230:** 4.5"T x 6.25"B x 6.25"H  
mm: 114 x 159 x 159

**MATERIAL:** Eco Paper or Faux Silk

## FINISHES

Aged Brass (AGB)  
Aged Silver (AS)  
Old Bronze (OB)  
Polished Nickel (PN)

## NOTES

*\*Fixtures are available with either Eco Paper (standard shade) or White Faux Silk Shades. To choose White Faux Silk shades "-WS" must be added after fixture finish. Designed for use with a 2" x 4" gem box.*



# VIENNA

Slender metal arms blossom from Vienna's curved pyramid-like backplate, giving the fixture a delicate botanical shape. Vienna's organic form graces contemporary interiors just as well as it integrates into a scheme of classic décor.



## 110

6"W x 20.75"H x 8.75"E  
mm: 152 x 527 x 222  
**BULB:** (1) 60 w/c  
**BACKPLATE:** 3"W x 8"H  
mm: 76 x 203

## 112

15"W x 20.75"H x 8.75"E  
mm: 380 x 527 x 222  
**BULB:** (2) 60 w/c  
**BACKPLATE:** 3"W x 8"H  
mm: 76 x 203

## SHADE

4"T x 6"B x 5.5"H  
mm: 102 x 152 x 140  
**MATERIAL:** Eco Paper or Faux Silk

## FINISHES

Aged Brass (AGB)  
Aged Silver (AS)  
Old Bronze (OB)  
Polished Nickel (PN)

## NOTES

*\*Fixtures are available with either Eco Paper (standard shade) or White Faux Silk Shades. To choose White Faux Silk shades "-WS" must be added after fixture finish. Designed for use with a 2" x 4" gem box.*

# NORWICH

Curved lines crest at the sharp points of Norwich's inspired backplate. Tailored fabric shades soften the look while maintaining the fixture's knightly silhouette. Cast metal construction ensures that Norwich will last as long as its historic forbearers. Drawn from a 14th century English coat-of-arms, who said chivalry was dead?



741-PN



742-HN



742-OB

## 741

4.5"W x 18.5"H x 5.5"E  
mm: 114 x 470 x 140  
BULB: (1) 60 w/c  
BACKPLATE: 4.5"W x 9"H  
mm: 114 x 229

## 742

14.5"W x 22"H x 5.5"E  
mm: 368 x 559 x 140  
BULB: (2) 60 w/c  
BACKPLATE: 4.5"W x 9"H  
mm: 114 x 229

## SHADES

741: 4"T x 4.5"B x 6.5"H  
mm: 102 x 114 x 165  
742: 14"L x 4.5"W x 6.5"H  
mm: 356 x 114 x 165  
MATERIAL: Faux Silk

## FINISHES

Historic Nickel (HN)  
Old Bronze (OB)  
Polished Nickel (PN)

# HARMONY

---

A cast brass French Modernist piece served as inspiration for our Harmony family. Of particular note is the shade, which is made of fine linen and surrounds the lamp in a racetrack oval. True to its name, its top finial resembles a halo insignia, imparting a sense of harmony.



8300-AGB



8300-DB



8300-PN

## 8300

10"W x 18.75"H x 5"E  
mm: 254 x 476 x 127  
BULB: (2) 60 w/c  
BACKPLATE: 4.5"W x 6"H  
mm: 114 x 152

## SHADE

10"L x 4"W x 6.5"H  
mm: 254 x 102 x 165  
MATERIAL: Linen

## FINISHES

Aged Brass (AGB)  
Distressed Bronze (DB)  
Polished Nickel (PN)

Italians put their own unique twist on lighting designs in the mid-century modern era. Milan is an elegant wall sconce inspired by their use of simple lines, pleasing textures, and geometric shapes. Tapered linen shades soften and disperse the light, poised along the minimalist arms.



6322-OB



6322-PN



6322-AGB

## 6322

14"W x 22"H x 7.75"E  
mm: 355 x 559 x 197

BULB: (2) 60 w/c

BACKPLATE: 4.75"D 121mm

## SHADE

3"T x 6.75"B x 8.75"H  
mm: 76 x 171 x 222

MATERIAL: Linen

## FINISHES

Aged Brass (AGB)

Old Bronze (OB)

Polished Nickel (PN)



# MALIBU

---

Malibu presents a sense of poise and peace, its arm a thick ring of cast metal. A trimmed and tapered shade complements the assured simplicity and round lines of this attractive sconce.



611-AGB



611-OB



611-PN

## 611

6.25"W x 12.5"H x 8"E  
mm: 159 x 318 x 203  
BULB: (1) 60 w/c  
BACKPLATE: 4.75"D 121mm

## SHADE

4.5"T x 6.25"B x 6.5"H  
mm: 114 x 159 x 165  
MATERIAL: Faux Silk

## FINISHES

Aged Brass (AGB)  
Old Bronze (OB)  
Polished Nickel (PN)

# DUBOIS

Using the art of lost-wax casting to achieve greater depth and detail, Dubois accomplishes a rich basket-weave texture. This fixture expands a room's textural palette while adding space-conservative accent light.



1022-AGB **ADA**



1021-DB



1021-HN



1022-PN **ADA**

## 1021

4.5"W x 13"H x 5.25"E  
mm: 114 x 330 x 133

**BULB:** (1) 40 w/c

**BACKPLATE:** 4.5"D 114mm

## 1022

11.5"W x 12.5"H x 4"E  
mm: 292 x 318 x 102

**BULB:** (2) 40 w/c

**BACKPLATE:** 4.5"D 114mm

## SHADES

**1021:** 3.75"D x 7"H  
mm: 95 x 178

**1022:** 12"L x 3.75"W x 6.25"H  
mm: 305 x 95 x 159

**MATERIAL:** Linen

## FINISHES

Aged Brass (AGB)  
Distressed Bronze (DB)  
Historic Nickel (HN)  
Polished Nickel (PN)

# BAKER

---

By offering four lamps with fine shades, Baker is a sconce that makes the most of the space it occupies. Squared arms cross in an "X" formation over a diamond-shaped backplate with a crystal demiglobe at its center. The unique shape and scale of this piece make it a striking addition to any room.



5940-AGB



5940-PN

## 5940

20"W x 12.5"H x 5"E  
mm: 508 x 318 x 127  
BULB: (4) 60 w/c  
BACKPLATE: 4.5" Pt to Pt  
mm: 114 x 114

## SHADE

3"T x 4.25"B x 4.75"  
mm: 76 x 108 x 121  
MATERIAL: Faux Silk

## FINISHES

Aged Brass (AGB)  
Polished Nickel (PN)

# BORLAND

Rock crystal, hewn from the distant mountains, bejewels the center of a glamorous sunburst. The starburst mirror rose to prominence in France and Belgium; it's since become a staple in rooms looking to add an accent with dynamic energy and a suggestion of luxury. Our Borland family answers this same need, but its opulence is heightened by the glossy dome of its central quartz setting.



5512-PN

5512-AGB

## 5512

13"W x 18"H x 5.75"E  
mm: 330 x 457 x 146

**BULB:** (2) 60 w/c

**BACKPLATE:** 4.75"D 121mm

## SHADE

4"D x 7"H  
mm: 102 x 178

**MATERIAL:** 100% Silk

## FINISHES

Aged Brass (AGB)  
Polished Nickel (PN)



# PHOENICIA

New York's University Club epitomizes old-guard elegance. With its herringbone oak floors, dark paneled walls, and vaulted ceilings, the club's 19th-century library is a neoclassic jewel in a city of perpetual reinvention. We designed Phoenicia to be at home among the library's fireplaces, philosophers' busts, and leather chairs. Phoenicia's handsome design features raised panel details and pedestal-style bases for the candlesticks. Finely pleated fabric shades add a softer touch, while reinforcing the piece's cubical motif.



541-PN



541-OB



542-HN

## 541

5"W x 15"H x 6.75"E  
mm: 127 x 381 x 171

**BULB:** (1) 60 w/c

**BACKPLATE:** 4.5"W x 8.75"H  
mm: 114 x 222

## 542

13.5"W x 15"H x 6"E  
mm: 343 x 381 x 152

**BULB:** (2) 60 w/c

**BACKPLATE:** 4.5"W x 8.75"H  
mm: 114 x 222

## SHADES

541: 5"SQ x 6"H  
mm: 127 x 152

542: 13.5"L x 5"W x 6"H  
mm: 343 x 127 x 152

**MATERIAL:** Faux Silk

## FINISHES

Historic Nickel (HN)

Old Bronze (OB)

Polished Nickel (PN)



7902-OB



7913-PN



7901-AGB

## 7901

4.75"W x 19"H x 7"E  
mm: 121 x 483 x 178  
**BULB:** (1) 60 w/c  
**BACKPLATE:** 4.25"W x 5.5"H  
mm: 108 x 140  
**SHADE:** 4.75"D x 5.5"H  
mm: 121 x 140

## 7902

13.25"W x 19.75"H x 7"E  
mm: 337 x 502 x 178  
**BULB:** (2) 60 w/c  
**BACKPLATE:** 4.25"W x 5.5"H  
mm: 108 x 140  
**SHADE:** 13.25"L x 5"W x 5.5"H  
mm: 337 x 127 x 140

## 7913

15"D x 21.75"H  
mm: 381 x 552  
**BULB:** (3) 60 w/c  
**CANOPY:** 4.75"D 121mm  
**SHADE:** 15.25"D x 5.5"H  
mm: 387 x 140

## FINISHES

Aged Brass (AGB)  
Old Bronze (OB)  
Polished Nickel (PN)

# KENSINGTON



4092-PN



4091-OB



4093-AGB

## 4091

5"W x 15.75"H x 6.25"E  
mm: 127 x 400 x 159  
BULB: (1) 60 w/c  
BACKPLATE: 4.25"W x 5"H  
mm: 108 x 127

## 4092

11"W x 15.75"H x 5"E  
mm: 279 x 400 x 127  
BULB: (2) 60 w/c  
BACKPLATE: 4.25"W x 5"H  
mm: 108 x 127

## 4093

16"W x 18"H x 7.5"E  
mm: 406 x 457 x 191  
BULB: (3) 60 w/c  
BACKPLATE: 4.25"W x 5"H  
mm: 108 x 127

## SHADE

4.5"D x 6"H  
mm: 114 x 152  
MATERIAL: 100% Silk

## FINISHES

Aged Brass (AGB)  
Old Bronze (OB)  
Polished Nickel (PN)

# WESTBURY

Two become one in the intertwining loop of our Westbury wall sconce. Twisting metal stems form an unbroken union between the pair of shaded candlesticks. Westbury's diamond-shaped backplate anchors the flowing forms, while providing angular contrast to their whimsical shape.



422-PN-WS



422-OB



422-AS-WS



422-AGB

## 422

13"W x 19"H x 5.75"E  
mm: 330 x 482 x 146  
BULB: (2) 60 w/c  
BACKPLATE: 4.5"SQ 114mm

## SHADE

4"T x 5"B x 5.5"H  
mm: 102 x 127 x 140  
MATERIAL: Eco Paper  
or Faux Silk

## FINISHES

Aged Brass (AGB)  
Aged Silver (AS)  
Old Bronze (OB)  
Polished Nickel (PN)

## NOTES

*Fixtures are available with either Eco Paper (standard shade) or White Faux Silk Shades. To choose White Faux Silk shades "-WS" must be added after fixture finish.*



# DOUGLAS

---

Beneath a pleated, silk shade, a tapering cast-metal arm curves down and inward to a standoff of four thick bands. These simple bands are a classic Art Deco design motif; you can see them throughout iconic New York structures such as the Chrysler Building and Radio City Music Hall. Layered rows of half-circles and bold, confident lines are emblematic of the epoch, as is the rich visual impact of pure metal.



1111-AGB



1111-PN



1111-OB



1111-HN



## 1111

5.75"W x 16.5"H x 8.25"E

mm: 146 x 419 x 210

**BULB:** (1) 60 w/c

**BACKPLATE:** 4.25"W x 6.25"H

mm: 108 x 159

## SHADE

3.75"T x 5.75"B x 6.25"H

mm: 95 x 146 x 159

**MATERIAL:** 100% Silk

## FINISHES

Aged Brass (AGB)

Historic Nickel (HN)

Old Bronze (OB)

Polished Nickel (PN)

# SANFORD

The combination of finely gathered silk and cast metalwork possesses timeless allure. Sanford's backplate's stepped edge is echoed by the shade's silk trim. A beaded pull-chain makes Sanford ideal for spaces without separate wall switches or where the sconce will be the last light out.



311-AGB



311-PC



311-OB



311-PN

## 311

5.5"W x 16.75"H x 6.25"E  
mm: 140 x 425 x 159

**BULB:** (1) 60 w/m

**SWITCH:** On/Off Pull Chain

**BACKPLATE:** 5.5"D 140mm

## SHADE

4.25"T x 5.5"B x 7.75"H  
mm: 108 x 140 x 197

**MATERIAL:** 100% Silk

## FINISHES

Aged Brass (AGB)

Old Bronze (OB)

Polished Chrome (PC)

Polished Nickel (PN)

# GLOVER

---



9011-HN



9011-OB



9011-PN



9011-AGB

## 9011

5.5"W x 16"H x 10"E  
mm: 140 x 406 x 254

**BULB:** (1) 75 w/m

**SWITCH:** On/Off Pull Chain

**BACKPLATE:** 5.5"D 140mm

## FINISHES

Aged Brass (AGB)  
Historic Nickel (HN)  
Old Bronze (OB)  
Polished Nickel (PN)

# COLDEN

Colden's story lies in its materials. The sconce itself is made of solid brass. The shade is opal-etched glass, which has a lovely effect on diffusing the light. Its thickness and sleekness give it an understated beauty. The linear halo finial seems to pull the whole piece heavenward, adding a just-right finishing touch.



8200-PN



8200-DB



8200-AGB

## 8200

6"W x 21"H x 9"E  
mm: 152 x 533 x 229

BULB: (1) 60 w/m

BACKPLATE: 5.25"D 133mm

## FINISHES

Aged Brass (AGB)

Distressed Bronze (DB)

Polished Nickel (PN)



# CLAYTON

---

With its broad and gently swooping arms, Clayton suggests the undulating metallic planes of Frank Gehry's fluid, postmodern architecture. Its stepped square backplate and tapered linen shades contrast to pleasing effect.



2461-AGB



2461-PN



2462-OB

## 2461

6"W x 9"H x 7.5"E  
mm: 153 x 229 x 191

**BULB:** (1) 60 w/c

**BACKPLATE:** 4.5"W x 5.25"H  
mm: 114 x 133

## 2462

14"W x 9"H x 7.5"E  
mm: 356 x 229 x 191

**BULB:** (2) 60 w/c

**BACKPLATE:** 4.5"W x 5.25"H  
mm: 114 x 133

## SHADE

4.5"T x 6"B x 5.5"H  
mm: 114 x 153 x 140

**MATERIAL:** Linen

## FINISHES

Aged Brass (AGB)

Old Bronze (OB)

Polished Nickel (PN)

# FLETCHER



1362-OB



1361-AGB



1361-HN



1362-PN

## 1361

5.25"W x 15.25"H x 7.5"E  
mm: 133 x 387 x 191  
**BULB:** (1) 60 w/c  
**BACKPLATE:** 4.5"W x 5.25"H  
mm: 114 x 133

## 1362

14"W x 15.25"H x 7.5"E  
mm: 356 x 387 x 191  
**BULB:** (2) 60 w/c  
**BACKPLATE:** 5.25"W x 4.5"H  
mm: 133 x 114

## SHADE

4.25"SQ x 5.25"SQ x 7"H  
mm: 108 x 133 x 178  
**MATERIAL:** Faux Silk

## FINISHES

Aged Brass (AGB)  
Historic Nickel (HN)  
Old Bronze (OB)  
Polished Nickel (PN)



# WHITNEY

---

A stepped rectangular backplate anchors the refined traditional filigree of Whitney's extended arms, candle holders, and bobeches. Available as a one-light, two-light, or swing arm sconce, Whitney's classic style adapts to a variety of interiors.



7511-OB



7501-AN



7501-AGB



7502-PN

**7501**  
 5"W x 13.25"H x 7.5"E  
 mm: 127 x 337 x 191  
**BULB:** (1) 60 w/c  
**BACKPLATE:** 4.25"W x 5.5"H  
 mm: 108 x 140

**7502**  
 15"W x 13.25"H x 7.5"E  
 mm: 381 x 337 x 191  
**BULB:** (2) 60 w/c  
**BACKPLATE:** 4.25"W x 5.5"H  
 mm: 108 x 140

**7511**  
 5"W x 14.5"H x 17.25" Max. E  
 mm: 127 x 368 x 438  
**BULB:** (1) 60 w/c  
**BACKPLATE:** 4.25"W x 5.5"H  
 mm: 108 x 140

**SHADE**  
 5"D x 6"H  
 mm: 127 x 152

**FINISHES**  
 Aged Brass (AGB)  
 Anitque Nickel (AN)  
 Old Bronze (OB)  
 Polished Nickel (PN)



# WESTPORT

---

Daring to improve on an iconic Italian mid-century modern design, we bring together three layers, each remarkable in their own right, to make our Westport family. The top layer is the trio of skinny torch holders, bearing tubular incandescent bulbs on exaggerated socket holders. The back layer is a stepped starburst backplate, stretching out in a retro flare. Westport's middle layer is a softened-edge diamond pane of concave glass, adding mystery and allure while tracing a shape that informs the whole.



**310-AGB-S**

For Smoke Glass please add "S"  
after finish when ordering.



**310-PN**

## 310

10"W x 24"H x 4"E  
mm: 254 x 610 x 102

**BULB:** (3) 40 w/c\*

**BACKPLATE:** 7.5"W x 9.5"H

mm: 191 x 241

## FINISHES

Aged Brass (AGB)  
Polished Nickel (PN)

## NOTES

\*Bulbs included (BLB-40).

See page 685 for  
replacement bulb  
ordering information.

# BURBANK

Merging organic modernism and glamour revival, Burbank captures the inimitable swank of West Coast style. Two-tone finishes enhance the textural contrast between the back plate's sleek and natural surfaces, while a crisp silk shade finishes the piece off.



1211-AOB



1211-PN



1211-PBN

## 1211

7"W x 16"H x 5"E  
mm: 178 x 406 x 127

**BULB:** (1) 60 w/c

**BACKPLATE:** 7"D 178mm

## SHADE

4.25"D x 5.75"H  
mm: 108 x 146

**MATERIAL:** Faux Silk

## FINISHES

Aged Old Bronze (AOB)  
Polished Brass/Nickel (PBN)  
Polished Nickel (PN)

# CLYDE

Bevel-cut arms and textural finesse arrest the eye in Clyde's carefully considered aesthetics. At the apex of the arm's curve, we seat a crystal bobèche, knurled to match the scalloped edge of the stepped metal backplate. A gently gathered silk shade is the perfect complement to Clyde's textural elements. Clyde's dollop of smooth metal atop the arms at the center of the backplate suggests the possibility of tying the piece in with other hardware in the room.



**4481**  
5"W x 19"H x 6"E  
mm: 127 x 483 x 152  
BULB: (1) 60 w/c  
BACKPLATE: 4.75"D 121mm

**4482**  
13.25"W x 18"H x 6"E  
mm: 337 x 457 x 152  
BULB: (2) 60 w/c  
BACKPLATE: 4.75"D 121mm

**SHADE**  
3.25"T x 5"B x 5.25"H  
mm: 83 x 127 x 133  
MATERIAL: 100% Silk

**FINISHES**  
Aged Brass (AGB)  
Old Bronze (OB)  
Polished Nickel (PN)

By taking classic design elements and simplifying them, Towson's bold, square motif modernizes this traditionally inspired sconce. A rich silk pleated shade elegantly tops a long arm holding a square candlecup. Taken all together, Towson's immediate impression is of nobility and class.



8911-PN



8911-AGB



8911-OB



8911-HN

### 8911

4.25"W x 21.5"H x 5.5"E  
mm: 108 x 546 x 140  
BULB: (1) 60 w/c  
BACKPLATE: 4.25"SQ 108mm

### SHADE

4.25"SQ x 5.5"H  
mm: 108 x 140  
MATERIAL: 100% Silk

### FINISHES

Aged Brass (AGB)  
Historic Nickel (HN)  
Old Bronze (OB)  
Polished Nickel (PN)



# ISLIP

---

Islip's a refinement of a traditional candle sconce. While antiquated features such as a bobèche and candle sleeve are present, the whole piece is made of uniformly finished cast metal. Stepped on its backplate and at bottom of its thickly rounded arm, Islip's machined details make it worthy of lingering consideration.



9210-AGB



9210-OB



9210-PN

## 9210

4.75"W x 14.75"H x 5.5"E

mm: 121 x 375 x 140

BULB: (1) 60 w/c

BACKPLATE: 4.75"D 121mm

## SHADE

3"T x 4.5"B x 5.5"H

mm: 76 x 114 x 140

MATERIAL: Faux Silk

## FINISHES

Aged Brass (AGB)

Old Bronze (OB)

Polished Nickel (PN)

# LOURDES

Lourdes offers a beautiful old-fashioned sconce in a uniquely modern form. We've whittled away the fussiness and brought lamp and arm close to the wall. Of particular note is the way the metal candlestick, rather than attempt to appear like a real white wax candle, just continues in the same finish as the rest of the piece—one of Hudson Valley Lighting's calling cards.



1232-AGB ADA



1231-OB ADA



1231-PN ADA

## 1231

5.5"W x 18.5"H x 3.75"E  
mm: 140 x 470 x 95  
BULB: (1) 60 w/c  
BACKPLATE: 4.5"D 114mm

## 1232

9.5"W x 19"H x 3.75"E  
mm: 241 x 483 x 95  
BULB: (2) 60 w/c  
BACKPLATE: 4.5"D 114mm

## SHADES

1231: 5.5"L x 3.75"W x 5.5"H  
mm: 140 x 95 x 140  
1232: 9.5"L x 3.75"W x 6"H  
mm: 241 x 95 x 152  
MATERIAL: Linen

## FINISHES


Aged Brass (AGB)  
Old Bronze (OB)  
Polished Nickel (PN)

# DOVER

Dover's simplicity and raised arm allow for its most arresting feature—the textured backplate—to make the most impact. Traditional European elegance contrasts with the organic design detail of the backplate, resulting in a fixture at once familiar and edgy. Topping the piece is a cylindrical white shade, its perfect scale complementing the metal-work below and softening the light.



8081-PN



8081-AGB



8082-OB

**8081**  
4.5"W x 17.75"H x 5.75"E  
mm: 114 x 451 x 146  
**BULB:** (1) 60 w/c  
**BACKPLATE:** 3.5"W x 6"H  
mm: 89 x 152

**8082**  
11.5"W x 17.75"H x 5.75"E  
mm: 292 x 451 x 146  
**BULB:** (2) 60 w/c  
**BACKPLATE:** 3.5"W x 6"H  
mm: 89 x 152

**SHADE**  
4.25"D x 5.25"H  
mm: 108 x 133  
**MATERIAL:** Faux Silk

**FINISHES**  
Aged Brass (AGB)  
Old Bronze (OB)  
Polished Nickel (PN)

**NOTE** *Designed for use with a 2" x 4" gem box.*

# BRIDGEHAMPTON

We set Bridgehampton's ornate candlestick against a full-sized backplate to showcase the sconce's unique aesthetic features. Classic inspiration shows in the backplate's detailed edging. A faceted finial gives finishing flair, while a unique miter-shaped shade caps the sconce with ceremonial style.



882-HN ADA



881-PN ADA



881-OB ADA

## 881

4.5"W x 13"H x 4"E  
mm: 114 x 330 x 102  
BULB: (1) 60 w/c  
BACKPLATE: 4.5"W x 13"H  
mm: 114 x 330

## 882

12"W x 14"H x 4"E  
mm: 305 x 356 x 102  
BULB: (2) 60 w/c  
BACKPLATE: 4.5"W x 13"H  
mm: 114 x 330

## SHADES

881: 4.25"W x 5.25"H x 3.25"E  
mm: 108 x 133 x 83  
882: 12"W x 6.25"H x 3.25"E  
mm: 305 x 159 x 83  
MATERIAL: Faux Silk

## FINISHES

Historic Nickel (HN)  
Old Bronze (OB)  
Polished Nickel (PN)



# PALMDALE

---

A unique full-length backplate with rounded emphatic edges makes a grand setting for Palmdale's fine details. Its thickly ribbed candle base and bell finial subtly stand out against this wide, stepped background. A finely trimmed long fabric shade provides exceptional light diffusion, making Palmdale a reliable classic worthy of appointment in a variety of interiors.



1121-PN



1121-AGB



1122-OB

## 1121

4.5"W x 12"H x 5"E  
mm: 110 x 305 x 127  
BULB: (1) 60 w/c  
BACKPLATE: 4.5"W x 12"H  
mm: 114 x 305

## 1122

9.5"W x 12"H x 5"E  
mm: 242 x 305 x 127  
BULB: (2) 60 w/c  
BACKPLATE: 4.5"W x 12"H  
mm: 114 x 305

## SHADE

3.75"D x 7"H  
mm: 95 x 178  
MATERIAL: Faux Silk

## FINISHES

Aged Brass (AGB)  
Old Bronze (OB)  
Polished Nickel (PN)



702-AGB



702-PN



702-OB

## 702

13.75"W x 16.5"H x 6.25"E  
mm: 349 x 419 x 159  
BULB: (2) 60 w/c  
BACKPLATE: 5.25"W x 9"H  
mm: 133 x 229

## SHADE

3.5"T x 4.5"B x 5.5"H  
mm: 89 x 114 x 140  
MATERIAL: 100% Silk

## FINISHES

Aged Brass (AGB)  
Old Bronze (OB)  
Polished Nickel (PN)

# DEERING

---



9402R-PN



9401-OB



9402L-AGB

## 9401

4.75"W x 15.75"H x 6.25"E  
mm: 121 x 400 x 159

**BULB:** (1) 60 w/c

**BACKPLATE:** 4.75"D 121mm

## 9402R

11.5"W x 17.25"H x 6.25"E  
mm: 292 x 438 x 159

**BULB:** (2) 60 w/c

**BACKPLATE:** 4.75"D 121mm

## 9402L

11.5"W x 17.25"H x 6.25"E  
mm: 292 x 438 x 159

**BULB:** (2) 60 w/c

**BACKPLATE:** 4.75"D 121mm

## SHADE

3.25"T x 4.75"B x 5.5"H  
mm: 83 x 121 x 140

**MATERIAL:** 100% Silk

## FINISHES

Aged Brass (AGB)

Old Bronze (OB)

Polished Nickel (PN)



9441-PN



9441-OB



9442L-AGB



9442R-HN

### 9441

5"W x 21.25"H x 5.5"E  
mm: 127 x 540 x 140  
BULB: (1) 60 w/c  
BACKPLATE: 5"D 127mm

### 9442R

9.25"W x 21.25"H x 4.75"E  
mm: 235 x 540 x 121  
BULB: (2) 60 w/c  
BACKPLATE: 5"D 127mm

### 9442L

9.25"W x 21.25"H x 4.75"E  
mm: 235 x 540 x 121  
BULB: (2) 60 w/c  
BACKPLATE: 5"D 127mm

### SHADES

9441: 3.25"T x 5"B x 5.5"H  
mm: 83 x 127 x 140  
9442 R & L: 3"T x 4"B x 4.5"H  
mm: 76 x 102 x 114  
MATERIAL: 100% Silk

### FINISHES

Aged Brass (AGB)  
Historic Nickel (HN)  
Old Bronze (OB)  
Polished Nickel (PN)



# TIOGA



8881-AGB



8882-OB



8882-PN



8881-PC

## 8881

4.75"W x 16.75"H x 5"E  
mm: 121 x 425 x 127

**BULB:** (1) 40 w/c

**BACKPLATE:** 4.75"D 121mm

## 8882

11"W x 16.75"H x 5"E  
mm: 279 x 425 x 127

**BULB:** (2) 40 w/c

**BACKPLATE:** 4.75"D 121mm

## SHADE

3.5"D x 6.25"H  
mm: 89 x 159

**MATERIAL:** Faux Silk

## FINISHES

Aged Brass (AGB)

Old Bronze (OB)

Polished Chrome (PC)

Polished Nickel (PN)

# QUINCY

Smoothly turned curves form a teardrop baluster in the Quincy wall sconce. Displaying colonial inspiration, Quincy's historic beauty is enhanced with cast metal construction and the addition of a pleated fabric shade.



431-AN



431-OB



431-PN

## 431

5.5"W x 18.5"H x 7"E  
mm: 140 x 470 x 178

BULB: (1) 60 w/c

BACKPLATE: 5"D 127mm

## SHADE

3.5"T x 5.5"B x 5.25"H  
mm: 89 x 140 x 133

MATERIAL: Faux Silk

## FINISHES

Antique Nickel (AN)

Old Bronze (OB)

Polished Nickel (PN)

# ABINGTON

Before gas and electric, moving about the house after sunset meant transporting a lit candle from room to room. A torch's long handle offered a safe and cool grip and the tapered shape could be easily set down in a mounted ring holder. Abington transcribes these historic design elements into a contemporary luminaire with Old World overtones. Pleated cylindrical shades add a rich finishing touch.


4901-OB



4902-AN



4901-AGB



4902-PN



## 4901

4.75"W x 18"H x 5.5"E  
mm: 121 x 457 x 140  
BULB: (1) 60 w/c  
BACKPLATE: 4.5"D 114mm

## 4902

12.25" x 18" x 5.5"E  
mm: 311 x 457 x 140  
BULB: (2) 60 w/c  
BACKPLATE: 4.5"D 114mm

## SHADE

4.75"D x 5.5"H  
mm: 121 x 140

## FINISHES

Aged Brass (AGB)  
Antique Nickel (AN)  
Old Bronze (OB)  
Polished Nickel (PN)

# ARLINGTON

Strong, confident features cast in a classic manner constitute our aristocratic Arlington family. Smooth candles and candlecups contrast a stepped backplate subtly cast into eight facets. Arlington's curvy arm continues this eight-faceted cast as well as contrasts the jutting, architectural bobèche. Design unity ever our North Star, a fine, pleated shade is custom-tailored to echo the sconce's octagonal motif.



382-PN



381-AGB



381-ON



382-OB

## 381

4.75"W x 18"H x 7.5"E  
mm: 121 x 457 x 191  
BULB: (1) 60 w/c  
BACKPLATE: 4.5"W x 6.25"H  
mm: 114 x 159

## 382

11.5"W x 18.75"H x 7.5"E  
mm: 292 x 476 x 191  
BULB: (2) 60 w/c  
BACKPLATE: 4.5"W x 6.25"H  
mm: 114 x 159

## SHADE

3"T x 4.5"B x 5"H  
mm: 76 x 114 x 127  
MATERIAL: Faux Silk

## FINISHES

Aged Brass (AGB)  
Old Bronze (OB)  
Old Nickel (ON)  
Polished Nickel (PN)



# JADEN

The sensuous curves of the Jaden collection defy expectations. Slender arms sweep gracefully from the sconces' domed, oval backplates. The smooth, organic form suggests the rich heritage of authentic American design.



6112-AN



6111-OB



6111-AGB



6112-PN

## 6111

5"W x 12.75"H x 6.25"E

**BULB:** (1) 60 w/c

**BACKPLATE:** 4.25"W x 6.25"H

mm: 108 x 159

## 6112

12"W x 12.75"H x 6.25"E

**BULB:** (2) 60 w/c

**BACKPLATE:** 4.25"W x 6.25"H

mm: 108 x 159

## SHADE

3"T x 5"B x 5"H

mm: 76 x 127 x 127

**MATERIAL:** Faux Silk

## FINISHES

Aged Brass (AGB)

Antique Nickel (AN)

Old Bronze (OB)

Polished Nickel (PN)

# AVALON

With an arm like the noble prow of a ship parting the mists to the island of legend giving this family its name, Avalon is a study in balance. The rich texture of its densely gathered silk shades plays beautifully against the smooth planes of the cast metal sconce. Cone-shaped bobeches are echoed by complementing finials. Decorative disc-shape bobeches mirror the simple stepped circular backplate.



6211-OB



6212-HN



6212-PN



6211-AGB

## 6211

5.25"W x 16"H x 7"E  
mm: 134 x 407 x 178  
BULB: (1) 60 w/c  
BACKPLATE: 4.75"D 121mm

## 6212

14"W x 16"H x 7.5"E  
mm: 355 x 407 x 191  
BULB: (2) 60 w/c  
BACKPLATE: 4.75"D 121mm

## SHADE

3.75"T x 5.25"B x 6.25"H  
mm: 96 x 134 x 159  
MATERIAL: 100% Silk

## FINISHES

Aged Brass (AGB)  
Historic Nickel (HN)  
Old Bronze (OB)  
Polished Nickel (PN)

# DANBURY

---



8111-AN



8111-PN



8111-OB



8112-AGB

## 8111

5.5"W x 17"H x 7.5"E  
mm: 140 x 432 x 191  
BULB: (1) 60 w/c  
BACKPLATE: 5.5"D 140mm

## 8112

14"W x 17"H x 8"E  
mm: 356 x 432 x 203  
BULB: (2) 60 w/c  
BACKPLATE: 5.5"D 140mm

## SHADE

3.75"T x 5.25"B x 6.25"H  
mm: 96 x 134 x 159  
MATERIAL: 100% Silk

## FINISHES

Aged Brass (AGB)  
Antique Nickel (AN)  
Old Bronze (OB)  
Polished Nickel (PN)

The late 18th-century French Rococo movement drew inspiration from seashells and other natural forms as it reacted with whimsy against the Baroque era preceding it. Our Alden family harkens back to this era with the elegant fluting of its backplate, candlecup, and bobèche. Luxurious pleated silk shades add the perfect complement to these fine details.



961-OB



962-HN



962-AGB



961-PN

## 961

5.75"W x 20.5"H x 9"E  
mm: 146 x 521 x 229  
**BULB:** (1) 60 w/c  
**BACKPLATE:** 4.25"W x 6.25"H  
mm: 108 x 159

## 962

14.75"W x 20.5"H x 7"E  
mm: 375 x 521 x 178  
**BULB:** (2) 60 w/c  
**BACKPLATE:** 4.25"W x 6.25"H  
mm: 108 x 159

## SHADE

4"T x 5.75"B x 5.5"H  
mm: 102 x 146 x 140  
**MATERIAL:** 100% Silk

## FINISHES

Aged Brass (AGB)  
Historic Nickel (HN)  
Old Bronze (OB)  
Polished Nickel (PN)



# ELLERY



9922-OB



9922-AGB



9921-HN



9921-PN

## 9921

5.75"W x 21"H x 6.25"E  
mm: 146 x 534 x 159

BULB: (1) 60 w/c

BACKPLATE: 5.75"D 146mm

## 9922

12.5"W x 21"H x 6.25"E  
mm: 318 x 534 x 159

BULB: (2) 60 w/c

BACKPLATE: 5.75"D 146mm

## SHADE

3"T x 4.5"B x 5"H  
mm: 76 x 114 x 127

MATERIAL: 100% Silk

## FINISHES

Aged Brass (AGB)

Historic Nickel (HN)

Old Bronze (OB)

Polished Nickel (PN)



5221-PN



5222-AGB



5222-PN



5221-AGB

## 5221

4.5"W x 16.5"H x 5.75"E  
mm: 114 x 419 x 146

**BULB:** (1) 60 w/c

**BACKPLATE:** 4.5"SQ 114mm

## 5222

10.5"W x 16.5"H x 5.75"E  
mm: 267 x 419 x 146

**BULB:** (2) 60 w/c

**BACKPLATE:** 4.5"SQ 114mm

## SHADE

3"T x 4.5"B x 5"H  
mm: 76 x 114 x 127

**MATERIAL:** 100% Silk

## FINISHES

Aged Brass (AGB)

Polished Nickel (PN)

# HILDRETH

---

Setting heft of arm against daintiness of shade, Hildreth smartens a 19th-century classic for 21st-century sensibilities. The cast-metal arm appears frozen in fluid motion; a silk pleated shade conceals the light. By trimming off Victorian excess and using fine materials, Hildreth captivates the eye.



5121-AGB



5122-PN



5121-OB

## 5121

5.5"W x 17"H x 7.25"E  
mm: 140 x 432 x 184

**BULB:** (1) 60 w/c

**BACKPLATE:** 4.5"SQ 114 mm

## 5122

15.25"W x 17"H x 8.25"E  
mm: 387 x 432 x 210

**BULB:** (2) 60 w/c

**BACKPLATE:** 4.5"SQ 114 mm

## SHADE

3.5"T x 5.5"B x 6.25"H  
mm: 89 x 140 x 159

**MATERIAL:** 100% Silk

## FINISHES

Aged Brass (AGB)

Old Bronze (OB)

Polished Nickel (PN)



**2111**  
 5"W x 17"H x 6.5"E  
 mm: 127 x 432 x 165  
**BULB:** (1) 60 w/c  
**BACKPLATE:** 4.5"W x 8.5"H  
 mm: 114 x 216

**2112**  
 12.5"W x 17"H x 7.25"E  
 mm: 318 x 432 x 184  
**BULB:** (2) 60 w/c  
**BACKPLATE:** 4.5"W x 8.5"H  
 mm: 114 x 216

**SHADE**  
 5"D x 6.5"H  
 mm: 127 x 165  
**MATERIAL:** Faux Silk

**FINISHES**  
 Aged Brass (AGB)  
 Old Bronze (OB)  
 Polished Nickel (PN)



# SIDNEY

---

At once handcrafted and mechanical, Sidney is a wall sconce of delicate balances. Sturdy and traditional in design, its single adornment is an oblong key shape. A supple, rounded backplate catches the light from under the linen shade in all finishes, adding a nice touch to the sconce's illuminative and aesthetic effect.



3221-HN



3221-OB



3221-AGB



3221-PN

## 3221

7"W x 9.75"H x 8.5"E  
mm: 178 x 248 x 216

**BULB:** (1) 60 w/c

**BACKPLATE:** 5"D 127mm

## SHADE

4"T x 7"B x 5"H  
mm: 102 x 178 x 127

**MATERIAL:** Linen

## FINISHES

Aged Brass (AGB)

Historic Nickel (HN)

Old Bronze (OB)

Polished Nickel (PN)



4421-PN



4421-AGB



4421-HN



4421-OB

## 4421

7"W x 12.75"H x 9.25"E  
mm: 178 x 324 x 235  
BULB: (1) 60 w/c  
BACKPLATE: 5.5"D 140mm

## SHADE

4"T x 7"B x 5"H  
mm: 102 x 178 x 127  
MATERIAL: Linen

## FINISHES

Aged Brass (AGB)  
Historic Nickel (HN)  
Old Bronze (OB)  
Polished Nickel (PN)

# SHELDRAKE

Inspired by the intricate millwork of a Queen Anne Victorian, Sheldrake reproduces the hand-carved rosettes that adorned interiors at the end of the 19th century. Slender tendrils sprout from Sheldrake's rosettes, extending the curved arms towards classic bobèche and candlestick holders. Turned details on the candlestick echo those of the backplate and reinforce design unity. Pleated fabric shades complete Sheldrake's formal appearance.



202-PN



201-HN



201-OB



202-AGB

## 201

5.5"W x 12"H x 8"E  
mm: 140 x 305 x 203  
BULB: (1) 60 w/c  
BACKPLATE: 5"SQ 127mm

## 202

13"W x 12"H x 8"E  
mm: 330 x 305 x 203  
BULB: (2) 60 w/c  
BACKPLATE: 5"SQ 127mm

## SHADE

3.5"T x 5.5"B x 5"H  
mm: 89 x 140 x 127  
MATERIAL: Faux Silk

## FINISHES

Aged Brass (AGB)  
Historic Nickel (HN)  
Old Bronze (OB)  
Polished Nickel (PN)

# TUILERIE

Tuilerie's long curving arm recalls the sweep of an Alpine horn. Its intricately detailed backplate displays the beauty of cast-metal construction. Fluted lamp stems complement the robust backplate and provide a strongly-styled base for the cylindrical fabric shades.



401-PN



401-OB



402-AGB

## 401

5.5"W x 12"H x 8.5"E  
mm: 140 x 305 x 216  
BULB: (1) 60 w/c  
BACKPLATE: 5.5"D 140mm

## 402

14.5"W x 12"H x 6.5"E  
mm: 368 x 305 x 165  
BULB: (2) 60 w/c  
BACKPLATE: 5.5"D 140mm

## SHADE

4.25"D x 5.25"H  
mm: 108 x 133

## FINISHES

Aged Brass (AGB)  
Old Bronze (OB)  
Polished Nickel (PN)



# LOMBARD

Lombard's handsome stature combines clean lines with thoughtful flourishes and subtle historic inspiration. The square backplate's linear steps rise to a pyramid pedestal and the artful junction of the smoothly curved arm. We cap Lombard's modest bobèche and candlestick with an impeccably pleated fabric shade.



2702-AGB



2701-OB



2702-PN

## 2701

5.5"W x 15.75"H x 6.5"E  
mm: 140 x 400 x 165  
BULB: (1) 60 w/c  
BACKPLATE: 4.5"W x 5.5"H  
mm: 114 x 140

## 2702

14.25"W x 16"H x 6.5"E  
mm: 362 x 406 x 165  
BULB: (2) 60 w/c  
BACKPLATE: 4.5"W x 5.5"H  
mm: 114 x 140

## SHADE

3.5"T x 5.5"B x 5"H  
mm: 89 x 140 x 127  
MATERIAL: Faux Silk

## FINISHES

Aged Brass (AGB)  
Old Bronze (OB)  
Polished Nickel (PN)

# LOGAN

Logan puts a functional twist on the traditional cup-and-candlestick style lamp. A cast thumbscrew adjustment allows the lamp to be raised or lowered—making Logan a fine choice for the bedside. The beauty of superior construction shows in the curvy depth of the cast metal backplate.



171-AGB



172-OB



172-AGB



171-PN

## 171

6.25"W x 18" Max. H x 7"E  
mm: 159 x 457 x 178  
BULB: (1) 60 w/c  
BACKPLATE: 5"D 127mm

## 172

16" W x 18" Max. H x 7.25"E  
mm: 406 x 457 x 184  
BULB: (2) 60 w/c  
BACKPLATE: 5"D 127mm

## SHADE

5.25"T x 6.25"B x 6.5"H  
mm: 133 x 159 x 165  
MATERIAL: Linen

## FINISHES

Aged Brass (AGB)  
Old Bronze (OB)  
Polished Nickel (PN)

# EMPIRE

---

Only cast metal can produce Empire's stunning details. A regal sunburst radiates from the backplate's center, finishing in an oval array of scalloped curves. Swooping arms extend from a rose-shaped font, a motif that is elaborated in the sculpted petals of the bobèche. Pleated shades complete this imperial design.



331-AGB



332-ON

## 331

5"W x 12.75"H x 9.25"E  
mm: 127 x 324 x 235  
BULB: (1) 60 w/c  
BACKPLATE: 4.5"W x 8.5"H  
mm: 114 x 216

## 332

14"W x 13.5" x 7"E  
mm: 356 x 343 x 178  
BULB: (2) 60 w/c  
BACKPLATE: 4.5"W x 8.5"H  
mm: 114 x 216

## SHADE

3"T x 5"B x 4.5"H  
mm: 76 x 127 x 114  
MATERIAL: Faux Silk

## FINISHES

Aged Brass (AGB)  
Old Nickel (ON)

# FOWLER

Intricate metal scrollwork weaves the detailed pattern of Fowler's beautiful metal backplate. Pristine faceted crystal adds dazzling accent to the sconce's curvaceous arm, which we complement with a richly gathered silk shade.



8181-PN



8181-AGB



8182-AGB



8182-PN

## 8181

10"W x 15"H x 8"E  
mm: 254 x 381 x 203  
BULB: (1) 60 w/c  
BACKPLATE: 4.25"W x 4.25"H  
mm: 108 x 108

## 8182

14.75"W x 15"H x 8"E  
mm: 375 x 381 x 203  
BULB: (2) 60 w/c  
BACKPLATE: 4.25"W x 4.25"H  
mm: 108 x 108

## SHADE

3.5"T x 5"B x 5.5"H  
mm: 89 x 127 x 140  
MATERIAL: 100% Silk

## FINISHES

Aged Brass (AGB)  
Polished Nickel (PN)



# MORRIS

While modernism's roots are embedded in the industrial revolution, early 20th-century architects at the German Bauhaus School were the first to publicly incorporate modern design into everyday life. Morris honors the Bauhaus ethos by merging the beauty of basic geometric form with a functional household fixture.



5211-PN-WS



5211-OB



5212-PC-WS



5212-AGB

## 5211

5.5"W x 12"H x 6.5"E  
mm: 140 x 305 x 165

**BULB:** (1) 60 w/c

**BACKPLATE:** 4.5"W x 5.5"H  
mm: 114 x 140

## 5212

12.75"W x 12"H x 6.5"E  
mm: 324 x 305 x 165

**BULB:** (2) 60 w/c

**BACKPLATE:** 4.5"W x 5.5"H  
mm: 114 x 140

## SHADE

5.5"SQ x 4"H  
mm: 140 x 102

**MATERIAL:** Eco Paper  
or Faux Silk.

## FINISHES

Aged Brass (AGB)  
Old Bronze (OB)  
Polished Chrome (PC)  
Polished Nickel (PN)

## NOTES

*\*Fixtures are available with either Eco Paper (standard shade) or White Faux Silk. To choose White Faux Silk shades "WS" must be added after fixture finish.*



1511-PC-WS



1511-AGB



1512-OB



1512-PN-WS

## 1511

5.5"W x 9"H x 6.5"E  
mm: 140 x 229 x 165  
**BULB:** (1) 60 w/c  
**BACKPLATE:** 4.5"D 114mm

## 1512

12.75"W x 9"H x 6.5"E  
mm: 324 x 229 x 165  
**BULB:** (2) 60 w/c  
**BACKPLATE:** 4.5"D 114mm

## SHADE

5.5"D x 4"H  
mm: 140 x 102  
**MATERIAL:** Eco Paper or Faux Silk.

## FINISHES

Aged Brass (AGB)  
Old Bronze (OB)  
Polished Chrome (PC)  
Polished Nickel (PN)

## NOTES

*\*Fixtures are available with either Eco Paper (standard shade) or White Faux Silk. To choose White Faux Silk shades "-WS" must be added after fixture finish.*

# KINGS POINT



1711-PN



1711-AGB



1712-OB



1712-AN

## 1711

6.5"W x 19.25"H x 8.25"E  
 mm: 165 x 489 x 210  
**BULB:** (1) 60 w/c  
**BACKPLATE:** 4.25"W x 6"H  
 mm: 108 x 152

## 1712

14.75"W x 19.25"H x 8.25"E  
 mm: 375 x 489 x 210  
**BULB:** (2) 60 w/c  
**BACKPLATE:** 4.25"W x 6"H  
 mm: 108 x 152

## SHADE

6.5"D x 5.5"H  
 mm: 165 x 140  
**MATERIAL:** Faux Silk

## FINISHES

Aged Brass (AGB)  
 Antique Nickel (AN)  
 Old Bronze (OB)  
 Polished Nickel (PN)



2411-PC-WS



2411-AGB



2412-AGB



2412-PN-WS

## 2411

5"W x 15.5"H x 7"E  
mm: 127 x 393 x 178

**BULB:** (1) 60 w/c

**BACKPLATE:** 4.25"W x 6.75"H  
mm: 108 x 170

## 2412

11.75"W x 15.5"H x 6"E  
mm: 298 x 394 x 152

**BULB:** (2) 60 w/c

**BACKPLATE:** 4.25"W x 6.75"H  
mm: 108 x 170

## SHADE

3.5"T x 5"B x 6"H  
mm: 88 x 127 x 152  
**MATERIAL:** Eco Paper  
or Faux Silk.\*

## FINISHES

Aged Brass (AGB)  
Polished Chrome (PC)  
Polished Nickel (PN)

## NOTES

*\*Fixtures are available with either Eco Paper (standard shade) or White Faux Silk. To choose White Faux Silk shades "-WS" must be added after fixture finish.*



# COVINGTON

---

Early electric design incorporated technological innovation with ornamental aesthetics. Covington achieves an attractive union between these potentially uneasy elements with its period socket holder and smooth domed shade.



521-OB



521-AGB



521-HN



521-PN

## 521

7.75"W x 10.5"H x 9.5"E

mm: 197 x 267 x 241

**BULB:** (1) 60 w/m

**SWITCH:** Hi-Lo-Off

**BACKPLATE:** 5"D 127mm

## FINISHES

Aged Brass (AGB)

Historic Nickel (HN)

Old Bronze (OB)

Polished Nickel (PN)

# LAFAYETTE



292-ON



291-AGB



291-PN



292-OB

## 291

5"W x 17"H x 6.5"E  
mm: 127 x 432 x 165  
BULB: (1) 60 w/c  
BACKPLATE: 5"D 127mm

## 292

12.5"W x 17"H x 7"E  
mm: 318 x 432 x 178  
BULB: (2) 60 w/c  
BACKPLATE: 5"D 127mm

## FINISHES

Aged Brass (AGB)  
Old Bronze (OB)  
Old Nickel (ON)  
Polished Nickel (PN)

# HADLEY

---

Our Hadley family gathers together a few nostalgic pieces designed around similar principles. Industrial innovations mix with the warm evocation of a welcoming porchlight. Vintage design details and tactile pins and knobs accent the shapely cast metal backplates and socket holders.



341-PN



3911-OB



2341-PN



3912-SN

## 341

6"W x 17"Max. H x 17" Max. E  
mm: 152 x 432 x 432  
BULB: (1) 100 w/m  
BACKPLATE: 5"D 127mm

## 2341

5"W x 10"H x 11" Max. E  
mm: 127 x 254 x 279  
BULB: (1) 75 w/m  
BACKPLATE: 5"D 127mm

## FINISHES

Old Bronze (OB)  
Polished Nickel (PN)  
Satin Nickel (SN)

## 3911

8"W x 5.75"H x 10.75"E  
mm: 203 x 146 x 273  
BULB: (1) 60 w/m  
BACKPLATE: 5"D 127mm

## 3912

18"W x 5.75"H x 8"E  
mm: 457 x 146 x 203  
BULB: (2) 60 w/m  
BACKPLATE: 5"D 127mm

## FINISHES

Old Bronze (OB)  
Satin Nickel (SN)

# RUSKIN

Refreshing about Ruskin is the way it combines masculinity and femininity in one elegant design. The handsome cubic principle that occupies much of the piece is complemented by the glamor of a long, faceted-crystal tail, ending in a singular sphere on the finial. Reflecting the tail's design is a tapered square shade. The simplicity of the geometry paired with the combination of metal and crystal sets this sconce apart.



2401-AGB



2401-PN

## 2401

5.75"W x 20.5"H x 6.5"E  
mm: 146 x 521 x 165

BULB: (1) 60 w/c

BACKPLATE: 4.5"SQ 114mm

## SHADE

3.75"T x 5.75"B x 6"H  
mm: 95 x 146 x 152

MATERIAL: 100% Silk

## FINISHES

Aged Brass (AGB)  
Polished Nickel (PN)



# ROCKWELL

Sometimes, all it takes is one unique detail to make something stand out. In our Rockwell wall sconce, that detail is the bobèche—rather than being cast brass along with the rest of the piece, it's a beautiful square chip of rock crystal. Its sharp edges contrast with the curves of the candlestick and silk shade above it, as well as the brass arm beneath it. Its unexpected and glamorous addition make Rockwell a standout.



1981-AGB



1981-PN

## 1981

4"W x 12.75"H x 5"E  
mm: 101 x 324 x 127  
BULB: (1) 60 w/c  
BACKPLATE: 2.75"W x 5"H  
mm: 70 x 127

## SHADE

4"SQ x 5.25"H  
mm: 101 x 127  
MATERIAL: 100% Silk

## FINISHES

Aged Brass (AGB)  
Polished Nickel (PN)

# CARROLL

We streamline a mid-century Italian sconce into a single work of cast brass. With a small backplate and an arm that scrolls gently back to meet it, Carroll is a modern and refined sconce.



8400-AGB



8400-PN



8400-DB

## 8400

5"W x 13"H x 6"E  
mm: 127 x 330 x 152  
BULB: (1) 60 w/c  
BACKPLATE: 2.5"W x 5"H  
mm: 64 x 127

## SHADE

4"T x 5"B x 5"H  
mm: 102 x 127 x 127  
MATERIAL: Linen

## FINISHES

Aged Brass (AGB)  
Distressed Bronze (DB)  
Polished Nickel (PN)

*Designed for use with a 2" x 4" gem box.*

# CLINTON

Rather than the traditional bobèche and candlestick motif, a series of stepped circular rings transition from Clinton's thin square arms to the smooth columnar holder. A tapered barrel shade completes the cleanly styled composition. Clinton mounts to a 2" x 4" gem box.



811-AGB



812-OB



812-AN



811-PN

## 811

4"W x 11.5"H x 4.75"E  
mm: 102 x 292 x 121

**BULB:** (1) 60 w/c

**BACKPLATE:** 3.25"W x 4.75"H  
mm: 83 x 121

## 812

11"W x 11.5"H x 4.75"E  
mm: 279 x 292 x 121

**BULB:** (2) 60 w/c

**BACKPLATE:** 3.25"W x 4.75"H  
mm: 83 x 121

## SHADE

3.5"T x 4"B x 5.25"H  
mm: 89 x 102 x 133

**MATERIAL:** Faux Silk

## FINISHES

Aged Brass (AGB)

Antique Nickel (AN)

Old Bronze (OB)

Polished Nickel (PN)

*Designed for use with a 2" x 4" gem box.*

# SPENCER

Strong structure gives Spencer a handsome style. Cast metal forms its clean lines and elegant stepping. A metal-band arm like half a hemisphere holds aloft the arms in its two-light version. Its sleek candlestick and bobèche, suggesting classic sconce designs, cut an unadorned silhouette. Spencer wires to a 2" x 4" gem box.



151-PN



151-HN



152-AGB



152-OB

## 151

4"W x 10.25"H x 5.5"E  
mm: 102 x 260 x 140  
**BULB:** (1) 60 w/c  
**BACKPLATE:** 2.5"W x 5"H  
mm: 64 x 127

## 152

12"W x 10.25"H x 5.5"E  
mm: 305 x 260 x 140  
**BULB:** (2) 60 w/c  
**BACKPLATE:** 2.5"W x 5"H  
mm: 64 x 127

## SHADE

3.25"T x 4"B x 4.75"H  
mm: 83 x 102 x 121  
**MATERIAL:** Faux Silk

## FINISHES

Aged Brass (AGB)  
Historic Nickel (HN)  
Old Bronze (OB)  
Polished Nickel (PN)

*Designed for use with a 2" x 4" gem box.*



# LUDLOW



6802-PN



6801-PB



6921-AGB

## 6801

5.5"W x 13"H x 6.5"E  
mm: 140 x 330 x 165

**BULB:** (1) 60 w/c

**BACKPLATE:** 2.5"W x 5"H  
mm: 64 x 127

## 6802

14"W x 13"H x 6.5"E  
mm: 356 x 330 x 165

**BULB:** (2) 60 w/c

**BACKPLATE:** 2.5"W x 5"H  
mm: 64 x 127

## 6921

11"W x 15"H x 19.5" Max. E  
mm: 279 x 381 x 495

**BULB:** (1) 75 w/m

**CORD COVER:** (2) 12" 305mm  
**BACKPLATE:** 4.75"D 121mm

## SHADES

6801/6802: 3.5"T x 5.5"B x 5"H  
mm: 89 x 140 x 127

6921: 6"T x 11"B x 8.5"H

mm: 152 x 279 x 216  
**MATERIAL:** Faux Silk

## FINISHES

Aged Brass (AGB)

Old Bronze (OB)

Polished Brass (PB)

Polished Nickel (PN)

Satin Nickel (SN)

6801 and 6802 are Designed for use with a 2" x 4" gem box.

# BEEKMAN

A glance at our Beekman family reveals these elegantly cast sconces to be traditionally informed. All the hallmarks of early fixtures are there—classical details like ball finials, bobeches and candlecups, historically honored forms for backplates. Whether you opt for the pleated shade or the rimmed hurricane glass, the historic influence of our Beekman, cast to our usual rigorous standards, will shine through.



1901-SN



2131-PB



2121-PN



1902-AGB

**1901\***  
5"W x 12"H x 7.25"E  
mm: 127 x 305 x 184  
**BULB:** (1) 60 w/c  
**BACKPLATE:** 4.75"D  
121mm

**1902\***  
15"W x 12"H x 7.25"E  
mm: 381 x 305 x 184  
**BULB:** (2) 60 w/c  
**BACKPLATE:** 4.75"D mm  
121mm

**2121\*\***  
5"W x 17.25"H x 5.5"E  
mm: 127 x 438 x 140  
**BULB:** (1) 60 w/c  
**BACKPLATE:** 2.5"W x 9.25"H  
mm: 64 x 235

**2131\*\***  
4.5"W x 14.5"H x 5.25"E  
mm: 114 x 368 x 133  
**BULB:** (1) 60 w/c  
**BACKPLATE:** 2.5"W x 9.25"H  
mm: 64 x 235

**SHADES**  
3"T x 5"B x 5"H  
mm: 76 x 127 x 127  
**MATERIAL:** Faux Silk

**FINISHES**  
Aged Brass (AGB)  
Polished Brass (PB)  
Polished Nickel (PN)  
Satin Nickel (SN)

\*1901 and 1902 are not available in Polished Brass (PB). / \*\*2121 and 2131 are designed for use with a 2" x 4" gem box.



# FALKNER

---

Falkner places a fun globe bulb with a three-inch diameter in front of a circular mirror backplate. Bulb base, arm, and mirror's rim are all cast metal in the same finish. The mirror reflects light, providing additional utilitarian value.



2810-AGB



2810-PN

**2810**

8.75"W x 8.25"H x 4.25"E  
mm: 222 x 210 x 108  
**BULB:** (1) 60 w/m G25\*  
**BACKPLATE:** 8.25"D 210mm

**FINISHES**

Aged Brass (AGB)  
Polished Nickel (PN)

**NOTES**

*\*Bulb included (BLB-60-G25).  
See page 685 for replacement  
bulb ordering information.*



# PEORIA

---

A beveled piece of glass creates the frame for our impressive Peoria family. A wide silk shade takes the foreground, wrapping around the bulb and into the glass. A piece like a drawer pull crosses over and complements the backplate. Peoria presents a sophisticated mélange of textures and shapes.



9510-PN **ADA**



9510-AGB **ADA**

## 9510

9"W x 11"H x 4"E  
mm: 229 x 279 x 102  
BULB: (2) 40 w/c  
BACKPLATE: 4.5"W x 6.25"H  
mm: 114 x 159

## SHADE

8"W x 8.25"H x 2.75"D  
mm: 203 x 210 x 70  
MATERIAL: 100% Silk

## FINISHES

Aged Brass (AGB)  
Polished Nickel (PN)

# PIERRE

Art Deco panache emanates from the mirror backplate of our Pierre. Mirrors were seen as the height of glamour when they were introduced to Louis XIV's court from Venice. Whether it's the Paris of the 20s or the Sun King, that glamour is alive and well in our Pierre sconce.



1910-AGB



1910-PN

## 1910

6"W x 15.5"H x 6"E  
mm: 152 x 394 x 152  
BULB: (1) 60 w/c  
BACKPLATE: 5"W x 10"H  
mm: 127 x 254

## FINISHES

Aged Brass (AGB)  
Polished Nickel (PN)

# CUSHING

---



4111-AGB ADA



4111-OB ADA



4111-PN ADA

## 4111

8"W x 11.75"H x 3.75"E  
mm: 203 x 298 x 95  
BULB: (1) 60 w/c  
BACKPLATE: 6.75"D 171mm

## FINISHES

Aged Brass (AGB)  
Old Bronze (OB)  
Polished Nickel (PN)

The diamond has universal connotations of value, clarity, sharpness, and romance. Colfax situates this shape at the center of its design: the backplate, standoff, and holder all echo the diamond silhouette. Round candlestick, tubular bulb, and decorative bobèche all provide necessary contrast to these diamond edges.



7601-PN ADA



7601-AGB ADA

## 7601

8.25"W x 9.5"H x 3.75"E  
mm: 210 x 241 x 95

**BULB:** (1) 60 w/c

**BACKPLATE:** 8"SQ 203mm

## FINISHES

Aged Brass (AGB)

Polished Nickel (PN)



# REGENT

Whether Regent accessorizes your seaside retreat or simply brings the uninhibited spirit of the ocean to your inland estate, we assure you a sconce cast to marine standards of quality and durability. Authentic details, like rounded rivet heads circumscribing the mirrored porthole, recall the grand ocean liners of the early 20th century.



632-OB



631-ON



631-AGB



632-PN

## 631

6"W x 12.25"H x 6.5"E  
mm: 152 x 311 x 165  
BULB: (1) 60 w/c  
BACKPLATE: 6"D 152mm

## 632

13.5"W x 12.25"H x 6"E  
mm: 343 x 311 x 152  
BULB: (2) 60 w/c  
BACKPLATE: 6"D 152mm

## SHADE

3"T x 4"B x 4.75"H  
mm: 76 x 102 x 121  
MATERIAL: Faux Silk

## FINISHES

Aged Brass (AGB)  
Old Bronze (OB)  
Old Nickel (ON)  
Polished Nickel (PN)

Beveled edges and hand cut wedges multiply the refractive glimmer of Austin's mirrored backplate. Finely cast, faceted metalwork completes this handsome and timeless style.



990-PN ADA



990-AGB ADA

## 990

4.75"W x 13.25"H x 3.5"E  
mm: 121 x 337 x 89  
BULB: (1) 60 w/c\*  
BACKPLATE: 4.25"W x 13"H  
mm: 108 x 330

## FINISHES

Aged Brass (AGB)  
Polished Nickel (PN)

## NOTES

\*Bulb included (BLB-40).  
See page 685 for replacement  
bulb ordering information.



091-AN ADA



091-AGB ADA



092-OB ADA



092-PN ADA

## 091

4.75"W x 13.75"H x 2.75"E  
 mm: 121 x 350 x 70  
**BULB:** (1) 60 w/c\*  
**BACKPLATE:** 4.5"W x 11"H  
 mm: 114 x 280

## 092

7.75"W x 13.75"H x 3"E  
 mm: 197 x 350 x 76  
**BULB:** (2) 60 w/c\*  
**BACKPLATE:** 7.5"W x 11"H  
 mm: 191 x 280

## FINISHES

Aged Brass (AGB)  
 Antique Nickel (AN)  
 Old Bronze (OB)  
 Polished Nickel (PN)

## NOTES

\*Bulb included (BLB-40).  
 See page 685 for replacement  
 bulb ordering information.



# ANDES

---

We set a teardrop mirror into a recessed brass backplate of the same shape in our Andes family. Between the mirror's edge and the backplate's wall is a recessed negative space, which adds an elegant tension.





9900-AGB ADA



9900-OB ADA



9900-PN ADA

## 9900

6.75"W x 10"H x 2.75"E  
mm: 171 x 254 x 70

**BULB:** (1) 60 w/c

**BACKPLATE:** 6.75"W x 10"H  
mm: 171 x 254

## FINISHES

Aged Brass (AGB)

Old Bronze (OB)

Polished Nickel (PN)

# DOWNING

Available with either a single shade that wraps around both bulbs or two individual ribbed shades of blown opal glass, our Downing's lines are meant to imply a heart that's open.



2140-PN ADA



2150-AGB ADA

## 2140

9.5"W x 19.25"H x 4"E  
mm: 241 x 489 x 102  
BULB: (2) 35w G9 Xenon\*  
BACKPLATE: 4.75"D 121mm  
*\*Bulb(s) included.*

## 2150

12.5"W x 16.5"H x 4"E  
mm: 318 x 420 x 102  
BULB: (2) 60 w/c  
BACKPLATE: 4.75"D 121mm

## SHADE

2150: 12.5"L x 3.5"W x 6.5"H  
mm: 318 x 89 x 165  
MATERIAL: Faux Silk

## FINISHES

Aged Brass (AGB)  
Polished Nickel (PN)

# AURORA

---

Warm light glows within Aurora's internally frosted blocks of pressed glass. These sculpted cubes form an attractive textural counterpoint to the sconce's smooth metalwork. A gorgeous accent piece, Aurora showcases the beautiful potential of clean design.



282-PC ADA



282-BB ADA

## 282

4.5"W x 13.5"H x 3.5"E  
mm: 114 x 343 x 89  
BULB: (2) 50 w/G9 Xenon\*  
BACKPLATE: 4.5"W x 4.75"H  
mm: 114 x 121

## FINISHES

Brushed Bronze (BB)  
Polished Chrome (PC)

\*Bulbs included.

An elegant study in doubles, Galway draws inspiration from Italy's modern glass masters. Within the oval outline of a beveled mirror backplate, we mount a matched smoke-glass diffuser, setting an exposed-filament lamp between them. Thoughtfully paired details, such as the diffuser's oval etching and metal clasp, extend the design motif.



5711-PN ADA



5711-AGB ADA

## 5711

5"W x 11"H x 3.5"E  
mm: 127 x 280 x 89

BULB: (1) 40 w/c\*

BACKPLATE: 4.5"D x 10.5"H  
mm: 114 x 267

## FINISHES

Aged Brass (AGB)  
Polished Nickel (PN)

## NOTES

\*Bulb included (BLB-40).

See page 685 for  
replacement bulb  
ordering information.





6600-PN



6600-AGB

## 6600

8"W x 18"H x 8.75"E  
mm: 203 x 457 x 222

**BULB:** (1) 50w G9 Xenon\*

**BACKPLATE:** 4.25"W x 6"H  
mm: 108 x 152

## FINISHES

Aged Brass (AGB)  
Polished Nickel (PN)

*\*Bulbs included.*

# MERIDIAN

Encased in a tall glass tube, a lively tungsten filament is the focal point of this eye-catching, eclectic design. Featured against the high rise of a cast rectangular backplate, Meridian mixes the vibrant energy of early electric lamping with the sleek look of modern minimalism. Attach the included custom perforated shade to emphasize Meridian's Machine Age inspiration.



2611-PN ADA



2611-OB ADA



2611-AGB ADA

## 2611

3.25"W x 11.75"H x 3.75"E  
mm: 83 x 299 x 96

**BULB:** (1) 75 w/m\*

**BACKPLATE:** 3"W x 11.5"H  
mm: 76 x 292

## FINISHES

Aged Brass (AGB)  
Old Bronze (OB)  
Polished Nickel (PN)

## NOTES

\*Bulb included (BLB-75-T10-9.5).  
See page 685 for replacement  
bulb ordering information.

*Designed for use with a 2" x 4" gem box.*

# SPERRY

Evocative of Manhattan's endless cool, the Sperry sconce is minimalism at its finest. Up-thrust against a rectangular backplate, a long tungsten-filament bulb is enveloped by ribbed glass. Aesthetic tension springs from the proximity of the design's lines and the superior engineering of its elements.



1001-PN ADA



1001-AGB ADA



1001-OB ADA

## 1001

3"W x 13"H x 3.75"E

mm: 76 x 330 x 95

BULB: (1) 75 w/m\*

BACKPLATE: 3"W x 12"H

mm: 76 x 395

## FINISHES

Aged Brass (AGB)

Old Bronze (OB)

Polished Nickel (PN)

## NOTES

\*Bulb included (BLB-75-T10-9.5).

See page 685 for replacement bulb ordering information.

*Designed for use with a 2" x 4" gem box.*

Shaw's fine textural details make it an impressive sconce. A long, fluted glass diffuser fits into a wide candlecup of knurled brass. A tubular LED bulb spreads a warm glow through this tactile piece's shade.



1200-PN ADA



1200-OB ADA



1200-AGB ADA

## 1200

2.5"W x 16.5"H x 3.75"E  
 mm: 64 x 419 x 95  
**BULB:** (1) 6 w/m T8 LED\*  
**BACKPLATE:** 2.5"W 16.5"H  
 mm: 64 x 419

## FINISHES

Aged Brass (AGB)  
 Old Bronze (OB)  
 Polished Nickel (PN)

## NOTES

\*Bulb included (BLB-6W-T8-11).  
 See page 685 for replacement  
 bulb ordering information.

*Designed for use with a 2" x 4" gem box.*





# MODENA

---

A collection that cannot escape notice, Modena stacks honed marble between gleaming metal accents to make an assertive visual statement. The recessed metalwork brings robust definition to the lamp's conical portions, creating a glamorous and confident design.



L789-PN-WS



L787-AGB

## L787

25"H x 13"W  
mm: 635 x 330  
**BULB:** (1) 100 w/m  
**SWITCH:** Full Range Dimmer  
**BASE:** 5.5"D 140mm

## L789

32.25"H x 16.5"W  
mm: 819 x 419  
**BULB:** (1) 150 w/m  
**SWITCH:** Full Range Dimmer  
**BASE:** 7.5"D 191mm

## SHADES

**L787:** 11.75"T x 13"B x 9"H  
mm: 298 x 330 x 229  
**L789:** 15"T x 16.5"B x 11"H  
mm: 381 x 419 x 279  
**MATERIAL:** Eco Paper or Faux Silk\*

## FINISHES

Aged Brass (AGB)  
Polished Nickel (PN)

## NOTES

*\*Portables are available with either Eco Paper (standard shade) or White Faux Silk Shades. To choose White Faux Silk shades "WS" must be added after fixture finish.*

# THAYER

DESIGN BY: ALEXANDER BAER



L323-AGB



L325-PN-WS

## L323

24.75"H x 13"W  
mm: 629 x 330

**BULB:** (1) 100 w/m

**SWITCH:** Full Range Dimmer

**BASE:** 7"D 178mm

## L325

30.5"H x 16.5"W  
mm: 775 x 419

**BULB:** (1) 150 w/m

**SWITCH:** Full Range Dimmer

**BASE:** 8.5"D 216mm

## SHADES

**L323:** 11.75"T x 13"B x 9"H  
mm: 298 x 330 x 229

**L325:** 15"D x 16.5"B x 11"H  
mm: 381 x 419 x 279

**MATERIAL:** Eco Paper or Faux Silk\*

## FINISHES

Aged Brass (AGB)  
Polished Nickel (PN)

## NOTES

*\*Portables are available with either Eco Paper (standard shade) or White Faux Silk Shades. To choose White Faux Silk shades "-WS" must be added after fixture finish.*



L387-AGB



L387-PN-WS

## L387

26.25"H x 12"W  
mm: 667 x 305

**BULB:** (1) 100 w/m

**SWITCH:** Full Range Dimmer

**BASE:** 9.5"SQ 241mm

## SHADE

11"T x 12"B x 9.5"H  
mm: 279 x 305 x 241

**MATERIAL:** Eco Paper  
or Faux Silk\*

## FINISHES

Aged Brass (AGB)  
Polished Nickel (PN)

## NOTES

*\*Portables are available with either Eco Paper (standard shade) or White Faux Silk Shades. To choose White Faux Silk shades "-WS" must be added after fixture finish.*



# AMES

This attractive table lamp allows the universal elegance of the circle, as well as the sophistication of its materials, to speak for themselves without undue ornamentation. A bold acrylic circle contrasted by smooth metal rectangular bands supports a bulb whose light softly diffuses through a trapezoidal shade. The evergreen allure of geometric forms combined with the urbane appeal of acrylic lends this lamp to a variety of interiors.



L608-AGB



L606-PN-WS

## L606

23.75"H x 17"W  
mm: 603 x 432

**BULB:** (1) 100 w/m

**SWITCH:** Full Range Dimmer

**BASE:** 4"W x 9"L  
mm: 102 x 229

## L608

29" H x 21" W  
mm: 737 x 533

**BULB:** (1) 150 w/m

**SWITCH:** Full Range Dimmer

**BASE:** 4.5"W x 10"L  
mm: 114 x 254

## SHADES

**L606:** (14" x 6.5")T x (17" x 8")B x 9.25"H  
mm: (356 x 165) x (432 x 204) x 235

**L608:** (17" x 8")T x (21" x 10")B x 11"H  
mm: (432 x 204) x (534 x 254) x 280

**MATERIAL:** Eco Paper or Faux Silk\*

## FINISHES

Aged Brass (AGB)  
Polished Nickel (PN)

## NOTES

\*Portables are available with either Eco Paper (standard shade) or White Faux Silk Shades. To choose White Faux Silk shades "-WS" must be added after fixture finish.

French Wired\*\*

\*\*French Wiring allows the cord to exit directly from the socket base and fall gracefully behind the lamp.

# DELANO

Delano manages to be airy and weighty at once. Its clear crystal body evidently packs considerable heft, yet its transparency along with its neat white shade imbue the lamp with a sense of lightness. Delano can either fade into the background of a room or assert its glamour with confidence. This visual paradox makes Delano a decorative ornament that invites continual consideration.



L486-PN



L484-PN-WS

## L484

25.75"H x 15"W  
mm: 654 x 381

**BULB:** (1) 100 w/m

**SWITCH:** Full Range Dimmer

**BASE:** 4" Square 102mm

## L486

30"H x 18" W  
mm: 762 x 457

**BULB:** (1) 150 w/m

**SWITCH:** Full Range Dimmer

**BASE:** 5"SQ 127mm

## SHADES

**L484:** (13" x 10")T x (15" x 12")B x 10"H  
mm: (330 x 254) x (381 x 305) x 254

**L486:** (15" x 11")T x (18" x 14")B x 13"H  
mm: (381 x 279) x (457 x 356) x 330

**MATERIAL:** Eco Paper or Faux Silk\*

## FINISH

Polished Nickel (PN)

## NOTES

\*Portables are available with either Eco Paper (standard shade) or White Faux Silk Shades. To choose White Faux Silk shades "-WS" must be added after fixture finish.

French Wired\*\*

\*\*French Wiring allows the cord to exit directly from the socket base and fall gracefully behind the lamp.

# TAYLOR



**L887-PN**



ELLE DECOR DESIGNER VISIONS COPYRIGHT: BJORN WALLANDER



**L885-PN-WS**

## L885

28.75"H x 13.5"D  
mm: 730 x 343

**BULB:** (1) 100 w/m

**SWITCH:** Full Range Dimmer

**BASE:** 3.5"D 89mm

## L887

36.25"H x 17"D  
mm: 921 x 432

**BULB:** (1) 150 w/m

**SWITCH:** Full Range Dimmer

**BASE:** 4.25"D 108mm

## SHADES

**L885:** 11.75"T x 13.5"B x 11.5"H  
mm: 298 x 343 x 292

**L887:** 15"T x 17"B x 14.5"H  
mm: 381 x 432 x 368

**MATERIAL:** Eco Paper or Faux Silk\*

## FINISH

Polished Nickel (PN)

## NOTES

\*Portables are available with either Eco Paper (standard shade) or White Faux Silk Shades. To choose White Faux Silk shades "-WS" must be added after fixture finish.

French Wired\*\*

\*\*French Wiring allows the cord to exit directly from the socket base and fall gracefully behind the lamp.



HAMPTONS DESIGNER SHOWHOUSE PHILLIP ENNIS PHOTOGRAPHY



L435-AS



L433-OB



L433-PN

## L433

13" to 20.5"H x 19"E  
 mm: 330 to 521 x 483  
**BULB:** (1) 60 w/m  
**SWITCH:** Full Range Dimmer  
**BASE:** 7"D 178mm

## L435

42" to 57"H x 19"E  
 mm: 1067 to 1448 x 483  
**BULB:** (1) 60 w/m  
**SWITCH:** Full Range Dimmer  
**BASE:** 10"D 254mm

## FINISHES

Aged Silver (AS)  
 Old Bronze (OB)  
 Polished Nickel (PN)  
 Vintage Brass (VB)



# MARSHALL

Marshall makes an attractive decorative accent while providing a valuable layer of accent light. Its robust ball-shaped base creates a visual anchor, playfully echoed in its switch and finial. A wide shade diffuses the light and balances the presence taken up by the base. Either as a table lamp or a floor lamp, Marshall adds character to a room.



L114-OB



L114-PN-WS



L116-VB

## L114

28" to 32"H x 13"D  
mm: 711 to 813 x 330

**BULB:** (1) 100 w/m

**SWITCH:** Full Range Dimmer

**BASE:** 5.75"D 146mm

## L116

62" to 66"H x 19"D  
mm: 1575 to 1676 x 483

**BULB:** (1) 150 w/m

**SWITCH:** Full Range Dimmer

**BASE:** 10"D 254mm

## SHADES

**L114:** 12"T x 13"B x 10"H  
mm: 305 x 330 x 254

**L116:** 18"T x 19"B x 16"H  
mm: 457 x 483 x 406

**MATERIAL:** Eco Paper or Faux Silk\*

## FINISHES

Old Bronze (OB)  
Polished Nickel (PN)  
Vintage Brass (VB)

## NOTES

*\*Portables are available with either Eco Paper (standard shade) or White Faux Silk Shades. To choose White Faux Silk shades "-WS" must be added after fixture finish.*



L526-PN-WS



L526-OB



L526-VB

## L526

55.75"H x 27"D x 22" Max. E  
mm: 1416 x 686 x 559

**BULB:** (1) 150 w/m

**SWITCH:** Full Range Dimmer

**BASE:** 11.75"D 299mm

## SHADE

14"T x 16"B x 9"H  
mm: 56 x 406 x 229

*\*Portables are available with either Eco Paper (standard shade) or White Faux Silk Shades. To choose White Faux Silk shades "-WS" must be added after fixture finish.*

## FINISHES

Old Bronze (OB)  
Polished Nickel (PN)  
Vintage Brass (VB)

# BURKE

---

The square column of the Burke lamp stands for sleek and smart styling. A cast metal keystone anchors the tall column to the rectangular base, while a smaller one secures the cubic shade. Burke's sharp lines define the cutting edge of style, while its warm-tone metal finishes display the design's comfortable characteristics.



L227-BB



L227-PN



L227-OB-WS

## L227

27.75"H x 12"W  
mm: 705 to 305

**BULB:** (1) 100 w/m

**SWITCH:** Full Rge Dimmer

**BASE:** 8"L x 5"W  
mm: 203 x 127

## SHADE

(11" x 8.5")T x (12" x 9.5")B x 9"H  
mm: (279 x 127) x (305 x 241) x 229

*Portables are available with either Eco Paper (standard) or White Faux Silk Shades. To choose White Faux Silk shades "-WS" must be added after fixture finish.*

## FINISHES

Brushed Bronze (BB)

Old Brze (OB)

Polished Nickel (PN)



**L814-VB-WS**



**L814-AS-M**



**L816-VB-M**

## L814

30"H x 15"D  
mm: 762 x 381

**BULB:** (1) 100 w/m

**SWITCH:** Full Range Dimmer

**BASE:** 12" Spread 305mm

**SHADE:** 14"T x 15"B x 9"H  
mm: 356 x 381 x 229

## L816

70.5"H x 20"D  
mm: 179 x 508

**BULB:** (1) 150 w/m

**SWITCH:** Full Range Dimmer

**BASE:** 15.5" Spread 394mm

**SHADE:** 19"T x 20"B x 12"H  
mm: 483 x 508 x 305

## FINISHES

Aged Silver (AS)  
Vintage Brass (VB)



# BURTON

British elegance shows in Burton's shapely details. The lamp's cast legs share the curves of a Queen Anne chair. A trio of polished rings draws attention to Burton's fluted column. The metal shade is at home among the tufted leather sofas and bound volumes of a sumptuous private study, while the fabric one lightens Burton's formal features and brings warm ambient illumination to a variety of settings.



L605-AS-WS



L605-VB

## L605

60"H x 15"W x 21.5" Max. E  
mm: 1524 x 381 x 547

**BULB:** (1) 150 w/m

**SWITCH:** Full Rge Dimmer

**BASE:** 15.5" Spread 394mm

## SHADE

12"T x 15"B x 10"H  
mm: 305 x 381 x 254

**MATERIAL:** Eco Shade  
or Faux Silk\*

## FINISHES

Aged Silver (AS)  
Vintage Brass (VB)

## NOTES

*Portables are available with either Eco Paper (standard) or White Faux Silk Shades. To choose White Faux Silk shades "-WS" must be added after fixture finish.*

The Aston architect's lamp, true to the modernist ethos that finds beauty in functional forms, is as innovative and attractive now as it was in 1929 when Edouard-Wilfrid Buquet first popularized the design. Immortalized in the Museum of Modern Art, the counterbalance swing-arm lamp remains a style icon for how intelligently it harnesses a fluid range of motion from its linear form.



L267-PN

## L267

15" to 42"H x 38"Max. E  
mm: 381 to 1067 x 965

**BULB:** (1) 60 w/m

**SWITCH:** On/Off

**BASE:** 7"D 178mm

## FINISH

Polished Nickel (PN)

# DEYO

Artfully modern, Deyo's sculptural form is as eye-catching as it is ingenious. While the wide-body drum shade showcases mid-century swank, we create a fresh design by suspending the shade from uniquely counterpoised metalwork.



L400-AGB



L400-PN-WS



L400-OB

## L400

22.25"H x 20.75"W  
mm: 565 x 527

**BULB:** (2) 60 w/m

**SWITCH:** Full Range Dimmer, in-line

**BASE:** 9.5"L x 8"W  
240 x 203mm

## SHADE

17"D x 7"H  
mm: 432 x 178

*Portables are available with either Eco Paper (standard) or White Faux Silk Shades. To choose White Faux Silk shades "-WS" must be added after fixture finish.*

## FINISHES

Aged Brass (AGB)  
Old Bronze (OB)  
Polished Nickel (PN)

# HOLDEN

Broadly proportioned, Holden's drum shade complements the lamp's sprawling metal base. This inviting collection draws lineage from the mid-century design movement that celebrated smooth and clean organic forms.



L164-DB



L164-PN-WS



L164-AGB

## L164

19.5" H x 18" W  
mm: 495 x 457

**BULB:** (1) 100 w/m

**SWITCH:** Full Range Dimmer

**BASE:** 4.75"D 121mm

## SHADE

16.5"T x 18"B x 9"H  
mm: 419 x 457 x 229

*Portables are available with either Eco Paper (standard) or White Faux Silk Shades. To choose White Faux Silk shades "-WS" must be added after fixture finish.*


## FINISHES

Aged Brass (AGB)  
Distressed Bronze (DB)  
Polished Nickel (PN)



# GRANT

As a lamp, Grant makes a stunning impression. Standing on its four metal rods, LED illuminance spills out through its tight zig-zag pattern of thick glass rods. Its wire discreetly goes out beneath the glass rods in back. Set confidently on a side-table, bar cart, or desk, Grant's impressive weight is perceptible by the discerning eye.



L961-AGB



L961-PN

## L961

6.5"D x 18"H  
mm: 162 x 457

**BULB:** (1) 6 w/m T8 LED\*

**SWITCH:** Cord Dimmer

## FINISHES

Aged Brass (AGB)  
Polished Nickel (PN)

## NOTES

\*Bulb included (BLB-6W-T8-11).

See page 685 for replacement  
bulb ordering information.

# MINI-HINSDALE

Mini-Hinsdale reimagines our popular Hinsdale family as a lamp. A solid marble base mount adds a new dimension to the piece, creating a luxurious mix of materials. Attached to the electric cord, a manual dimmer switch puts you in charge of setting the mood to your liking. Mini-Hinsdale makes an artistic statement in any space it adorns, while adding a subtle sense of playfulness.



L805-AGB



L805-OB



L808-PN

## L805

6"D x 26.75"H  
mm: 152 x 679

**BULB:** (5) 3w G9 LED\*  
**SWITCH:** Cord Dimmer

## L808

11.75"W x 64"H  
mm: 298 x 1626

**BULB:** (8) 3w G9 LED\*  
**SWITCH:** Cord Dimmer

## FINISHES

Aged Brass (AGB)  
Old Bronze (OB)  
Polished Nickel (PN)

## NOTES

\*Bulb included (BLB-3W-G9).  
See page 685 for replacement  
bulb ordering information.

# GARFIELD



L811-AGB



L811-HN



L811-PN



L811-DB

## L811

15.5"W x 14"H  
mm: 394 x 356

LED: 9w, 120 volt, 750 lumens  
3000K, 90 CRI, Dimmable

SWITCH: Cord Dimmer

BASE: 15.5"W x 4"H  
mm: 394 x 102

## FINISHES

Aged Brass (AGB)  
Distressed Bronze (DB)  
Historic Nickel (HN)  
Polished Nickel (PN)



# GATSBY

A stunning statement-maker, Gatsby bypasses lamp norms. Mounted along three metal rods, three thick discs of Spanish alabaster allow for spectacular light diffusion while upping the luxe factor. This pyramid-like setting is echoed in its cast-metal base and even the detail where body meets base. An opal diffuser at its core softens light slanting out sideways and stops short of the top disc, providing an exceptionally cool effect. Depending where you stand, you might peek askance at an open cup of light or see the mysterious suffusion of illuminance as it passes through the top slab of stone.



L912-AGB



L912-PN



## L912

11.75"W x 19.75"H  
mm: 299 x 502

LED: 12w, 120 volt, 810 lumens  
3000K, 90 CRI, Dimmable

SWITCH: Cord Dimmer

BASE: 8"D 203mm

## FINISHES

Aged Brass (AGB)  
Polished Nickel (PN)



# LACONIA



L394-AGB



L394-OB



L394-PN

## L394

18"W x 20"H  
mm: 457 x 508  
**BULB:** (1) 60 w/m  
**SWITCH:** On/Off  
**BASE:** 7"D 178mm

## FINISHES

Aged Brass (AGB)  
Old Bronze (OB)  
Polished Nickel (PN)



2501-PN



2502-OB



2503-AN



2521-OB



2504-PN

## 2501

5"W x 9"H x 6.5"E  
mm: 127 x 229 x 165

**BULB:** (1) 100 w/m

**BACKPLATE:** 4.75"D 121mm

## 2502

13.75"W x 9"H x 6.5"E  
mm: 349 x 229 x 165

**BULB:** (2) 100 w/m

**BACKPLATE:** 4.75"D 121mm

## 2503

17.25"W x 9"H x 6.5"E  
mm: 438 x 229 x 165

**BULB:** (3) 100 w/m

**BACKPLATE:** 4.75"D 121mm

## 2504

24"W x 9"H x 6.5"E  
mm: 610 x 229 x 165

**BULB:** (4) 100 w/m

**BACKPLATE:** 4.75"D 121mm

## 2521

5"D x 72"Max. H  
mm: 127 x 267 x 1829

**BULB:** (1) 75 w/m

**CANOPY:** 5"D 127mm

## FINISHES

Antique Nickel (AN)

Old Bronze (OB)

Polished Nickel (PN)

**NOTE** The wall mounted fixtures on this page may be used as uplights or downlights.

# RIVERTON



2301-PN



2302-AN



2303-OB



2313F-OB



2304-PN



2321-PN

## 2301

5"W x 10"H x 6.75"H  
mm: 127 x 254 x 171  
**BULB:** (1) 100 w/m  
**BACKPLATE:** 4.75"D 121mm

## 2302

14"W x 10"H x 6.75"H  
mm: 356 x 254 x 171  
**BULB:** (2) 100 w/m  
**BACKPLATE:** 4.75"D 121mm

## 2303

21"W x 10"H x 6.75"E  
mm: 533 x 254 x 171  
**BULB:** (3) 100 w/m  
**BACKPLATE:** 4.75"D 121mm

## 2304

29"W x 10"H x 6.75"E  
mm: 737 x 254 x 171  
**BULB:** (4) 100 w/m  
**BACKPLATE:** 4.75"D 121mm

## 2313F

16"D x 15"H  
mm: 406 x 38  
**BULB:** (3) 100 w/m  
**CANOPY:** 4.75"D 121mm

## 2321

5"D x 72" Max. H  
mm: 127 x 267 x 1829  
**BULB:** (1) 75 w/m  
**CANOPY:** 5"D 127mm

## FINISHES

Antique Nickel (AN) | Old Bronze (OB) | Polished Nickel (PN)

*The wall mounted fixtures on this page may be used as uplights or downlights.*

# TILDEN

Tilden's square arm and design details make this a decidedly masculine piece, perfectly suited to rooms and hallways evoking that mystique. Its fine silk shade—striking with its strong, tapered lines—softens the light and brings out the best in the handsome metal from which the sconce is cast.



5500-PN



5500-AGB



5500-HN



5500-OB

## 5500

5"W x 13.5"H x 6.75"E  
mm: 127 x 343 x 171

**BULB:** (1) 60 w/c

**BACKPLATE:** 3"W x 5"H  
mm: 76 x 127

## SHADE

2.75"T x 5"B x 5.5"H  
mm: 70 x 127 x 140

**MATERIAL:** 100% Silk

## FINISHES

Aged Brass (AGB)  
Historic Nickel (HN)  
Old Bronze (OB)  
Polished Nickel (PN)

**NOTE** Fixture designed for use with 2"x4" gem box.



# POMONA



921-AN



922-PN



921-PB



922-OB

## 921

6.5"W x 13.25"H x 7.5"E  
mm: 165 x 337 x 191

**BULB:** (1) 60 w/c

**BACKPLATE:** 6"D 152mm

## 922

13.75"W x 13.25"H x 7.5"E  
mm: 349 x 337 x 191

**BULB:** (2) 60 w/c

**BACKPLATE:** 6"D 152mm

## SHADES

**921:** 4"T x 6.5"B x 5.5"H  
mm: 102 x 165 x 140

**922:** 11.25"L x 6.75"W x 5.5"H  
mm: 286 x 171 x 140

## FINISHES

Antique Nickel (AN)

Old Bronze (OB)

Polished Brass (PB)

Polished Nickel (PN)

## LEDS BULBS



**BLB-3W-G9**  
3w, 120 Volt  
3000k, 90 CRI  
Frosted Cover  
300 Lumens  
Dimmable



**BLB-4W-G9**  
4w, 120 Volt  
3000k, 90 CRI  
Frosted Cover  
360 Lumens  
Dimmable



**BLB-3W**  
3w, 120 Volt  
E12 base, 2700k  
Clear  
300 Lumens  
Dimmable



**BLB-6W**  
6w, 120 Volt  
E26 base, 2700k  
Clear  
520 Lumens  
Dimmable



**BLB-6W-G25**  
6w, 120 Volt  
E26 base, 2700k  
Clear  
520 Lumens  
Dimmable



**BLB-6W-G40**  
6w, 120 Volt  
E26 base, 2700k  
Clear  
520 Lumens  
Dimmable



**BLB-4W-T10-5.5**  
4w, 120 Volt  
E26 base, 2700k  
Clear  
350 Lumens  
Dimmable



**BLB-6W-T14**  
6w, 120 Volt  
E26 base, 2700k  
Clear  
520 Lumens  
Dimmable



**BLB-6W-T10-8.5**  
6w, 120 Volt  
E26 base, 2700k  
Clear  
600 Lumens  
Dimmable



**BLB-6WF-T10-8.5**  
6w, 120 Volt  
E26 base, 2700k  
Frosted  
600 Lumens  
Dimmable



**BLB-6W-T8-11-CL**  
6w, 120 Volt  
E26 base, 2700k  
Clear  
520 Lumens  
Dimmable



**BLB-6W-T8-11-FR**  
6w, 120 Volt  
E26 base, 2700k  
Frosted  
520 Lumens  
Dimmable



**BLB-7W-T10-9.5**  
7w, 120 Volt  
E26 base, 2700k  
Clear  
800 Lumens  
Dimmable



**BLB-7WF-T10-9.5**  
7w, 120 Volt  
E26 base, 2700k  
Frosted  
800 Lumens  
Dimmable



**BLB-7WF-T8-12**  
7w, 120 Volt  
E26 base, 3000k  
Frosted  
800 Lumens  
Dimmable

## INCANDESCENT BULBS



**BLB-40**  
40w, 120 Volt  
E12 base  
Clear Amber  
Dimmable



**BLB-60**  
60w, 120 Volt  
E26 base  
Clear Amber  
Dimmable



**BLB-60-G25**  
60w, 120 Volt  
E26 base  
Clear Amber  
Dimmable



**BLB-60-G40**  
60w, 120 Volt  
E26 base  
Clear Amber  
Dimmable



**BLB-60-T10-5.5**  
60w, 120 Volt  
E26 base  
Clear Amber  
Dimmable



**BLB-60-T14-5**  
60w, 120 Volt  
E26 base  
Clear Amber  
Dimmable



**BLB-75F-T10-8.5**  
75w, 120 Volt  
E26 base  
Frosted  
Dimmable



**BLB-75-T10-8.5**  
75w, 120 Volt  
E26 base  
Clear Amber  
Dimmable



**BLB-75-T10-9.5**  
75w, 120 Volt  
E26 base  
Clear Amber  
Dimmable

# INDEX

|     |     |     |          |     |     |      |     |       |     |       |          |      |     |
|-----|-----|-----|----------|-----|-----|------|-----|-------|-----|-------|----------|------|-----|
| 19  | 347 | 324 | 251      | 626 | 231 | 931  | 255 | 1173  | 486 | 1333  | 473      | 1821 | 449 |
| 091 | 654 | 327 | 251      | 629 | 231 | 932  | 255 | 1174  | 486 | 1334  | 473      | 1822 | 449 |
| 092 | 654 | 331 | 630      | 631 | 652 | 933  | 255 | 1200  | 663 | 1361  | 597      | 1841 | 508 |
| 101 | 511 | 332 | 630      | 632 | 652 | 935  | 255 | 1209  | 376 | 1362  | 597      | 1842 | 508 |
| 102 | 511 | 341 | 638      | 641 | 569 | 951  | 428 | 1211  | 601 | 1400  | 542      | 1843 | 508 |
| 110 | 580 | 351 | 514      | 642 | 569 | 952  | 428 | 1212  | 381 | 1401  | 509      | 1844 | 508 |
| 112 | 580 | 352 | 514      | 651 | 480 | 953  | 428 | 1213  | 376 | 1402  | 509      | 1845 | 508 |
| 130 | 268 | 353 | 514      | 652 | 480 | 961  | 619 | 1215  | 38  | 1403  | 509      | 1860 | 224 |
| 131 | 269 | 361 | 229      | 653 | 480 | 962  | 619 | 1216  | 381 | 1404  | 509      | 1861 | 225 |
| 132 | 268 | 362 | 229      | 654 | 480 | 981  | 140 | 1220  | 38  | 1405  | 509      | 1862 | 225 |
| 133 | 269 | 366 | 229      | 702 | 609 | 982  | 140 | 1221  | 3   | 1411  | 215      | 1866 | 224 |
| 134 | 268 | 369 | 229      | 708 | 442 | 985  | 140 | 1222  | 37  | 1412  | 215      | 1868 | 225 |
| 140 | 274 | 371 | 454      | 709 | 380 | 989  | 141 | 1223  | 4   | 1416  | 215      | 1881 | 565 |
| 141 | 274 | 381 | 615      | 712 | 380 | 990  | 653 | 1223F | 4   | 1419  | 214      | 1882 | 565 |
| 142 | 274 | 382 | 615      | 714 | 442 | 1001 | 662 | 1224  | 445 | 1421  | 175      | 1900 | 550 |
| 143 | 274 | 391 | 515      | 715 | 380 | 1003 | 420 | 1225  | 3   | 1426  | 175      | 1901 | 645 |
| 151 | 643 | 392 | 515      | 721 | 199 | 1005 | 420 | 1227  | 4   | 1432  | 175      | 1902 | 645 |
| 152 | 643 | 393 | 515      | 722 | 199 | 1009 | 116 | 1230  | 2   | 1461  | 556      | 1910 | 649 |
| 171 | 629 | 401 | 627      | 726 | 199 | 1010 | 118 | 1231  | 605 | 1511  | 633      | 1912 | 341 |
| 172 | 629 | 402 | 627      | 729 | 198 | 1011 | 118 | 1232  | 605 | 1512  | 633      | 1916 | 341 |
| 200 | 266 | 408 | 417      | 731 | 570 | 1012 | 118 | 1233  | 1   | 1561  | 451      | 1920 | 292 |
| 201 | 626 | 414 | 417      | 732 | 570 | 1015 | 117 | 1234  | 36  | 1562  | 451      | 1922 | 340 |
| 202 | 626 | 420 | 456      | 741 | 581 | 1021 | 585 | 1236  | 445 | 1600  | 333      | 1926 | 340 |
| 210 | 267 | 422 | 591      | 742 | 581 | 1022 | 585 | 1241  | 470 | 1609  | 346      | 1951 | 492 |
| 211 | 572 | 431 | 613      | 761 | 544 | 1023 | 419 | 1242  | 470 | 1609F | 346      | 1952 | 492 |
| 213 | 267 | 471 | 454      | 762 | 544 | 1025 | 419 | 1243  | 470 | 1612  | 346      | 1953 | 492 |
| 214 | 266 | 491 | 433      | 771 | 544 | 1041 | 294 | 1244  | 470 | 1612F | 346      | 1954 | 492 |
| 220 | 579 | 492 | 433      | 772 | 544 | 1051 | 294 | 1248  | 445 | 1615  | 346      | 1971 | 481 |
| 221 | 511 | 493 | 433      | 780 | 271 | 1080 | 356 | 1251  | 482 | 1615F | 346      | 1972 | 481 |
| 222 | 511 | 511 | 573      | 781 | 271 | 1081 | 356 | 1252  | 482 | 1621  | 295      | 1973 | 481 |
| 230 | 579 | 516 | 253      | 782 | 271 | 1082 | 356 | 1253  | 482 | 1623  | 295      | 1974 | 481 |
| 240 | 412 | 520 | 456      | 783 | 270 | 1090 | 357 | 1254  | 482 | 1624  | 295      | 1981 | 640 |
| 241 | 230 | 521 | 636      | 784 | 270 | 1091 | 357 | 1261  | 448 | 1671  | 543      | 1982 | 439 |
| 242 | 230 | 522 | 253      | 811 | 642 | 1092 | 357 | 1262  | 448 | 1672  | 543      | 1983 | 439 |
| 244 | 230 | 541 | 588      | 812 | 642 | 1100 | 352 | 1291  | 561 | 1681  | 459      | 1984 | 439 |
| 251 | 265 | 542 | 588      | 821 | 447 | 1101 | 352 | 1292  | 561 | 1682  | 459      | 1991 | 416 |
| 252 | 264 | 550 | 457      | 822 | 447 | 1103 | 353 | 1300  | 542 | 1711  | 634      | 1993 | 416 |
| 253 | 265 | 561 | 435      | 830 | 273 | 1105 | 353 | 1301  | 238 | 1712  | 634      | 1995 | 416 |
| 254 | 265 | 562 | 435      | 831 | 273 | 1109 | 400 | 1302  | 238 | 1741  | 219      | 2000 | 145 |
| 255 | 264 | 563 | 435      | 832 | 273 | 1110 | 133 | 1304  | 155 | 1742  | 218      | 2001 | 496 |
| 261 | 563 | 581 | 510      | 833 | 272 | 1111 | 592 | 1305  | 154 | 1746  | 219      | 2002 | 496 |
| 282 | 658 | 582 | 510      | 834 | 272 | 1112 | 400 | 1310  | 237 | 1748  | 219      | 2003 | 496 |
| 291 | 637 | 583 | 510      | 851 | 432 | 1114 | 424 | 1311  | 155 | 1749  | 218      | 2004 | 496 |
| 292 | 637 | 587 | 510      | 852 | 432 | 1115 | 400 | 1312L | 156 | 1801  | 149, 485 | 2007 | 334 |
| 301 | 233 | 591 | 516      | 853 | 432 | 1118 | 132 | 1312R | 156 | 1802  | 485      | 2009 | 144 |
| 302 | 233 | 592 | 516      | 881 | 607 | 1121 | 608 | 1315  | 238 | 1803  | 485      | 2010 | 334 |
| 303 | 233 | 593 | 516      | 882 | 607 | 1122 | 608 | 1320  | 237 | 1804  | 485      | 2012 | 145 |
| 306 | 233 | 609 | 320      | 901 | 254 | 1124 | 133 | 1321  | 462 | 1806  | 149      | 2015 | 334 |
| 310 | 600 | 611 | 584      | 902 | 254 | 1125 | 424 | 1322  | 462 | 1809  | 148      | 2020 | 335 |
| 311 | 593 | 612 | 320      | 911 | 254 | 1160 | 358 | 1323  | 462 | 1811  | 211      | 2030 | 335 |
| 320 | 455 | 615 | 320      | 912 | 254 | 1161 | 358 | 1324  | 462 | 1812  | 211      | 2033 | 335 |
| 321 | 577 | 621 | 231, 575 | 921 | 688 | 1171 | 486 | 1331  | 473 | 1815  | 211      | 2035 | 335 |
| 322 | 577 | 622 | 231, 575 | 922 | 688 | 1172 | 486 | 1332  | 473 | 1818  | 210      | 2051 | 503 |

|       |     |      |     |      |          |       |     |      |          |      |          |       |          |
|-------|-----|------|-----|------|----------|-------|-----|------|----------|------|----------|-------|----------|
| 2052  | 503 | 2315 | 289 | 2822 | 493      | 3314  | 203 | 3832 | 429      | 4210 | 393      | 4664  | 477      |
| 2053  | 503 | 2321 | 686 | 2823 | 493      | 3316  | 95  | 3833 | 429      | 4212 | 137      | 4700  | 7        |
| 2054  | 503 | 2341 | 638 | 2824 | 493      | 3317  | 297 | 3861 | 578      | 4213 | 393      | 4701  | 147, 483 |
| 2055  | 503 | 2400 | 25  | 2900 | 86       | 3320  | 94  | 3862 | 578      | 4216 | 393      | 4703  | 483      |
| 2100  | 528 | 2401 | 553 | 2901 | 411      | 3322  | 402 | 3901 | 139, 471 | 4218 | 137      | 4705  | 483      |
| 2111  | 623 | 2408 | 524 | 2902 | 87       | 3323  | 402 | 3902 | 471      | 4222 | 342      | 4708  | 7        |
| 2112  | 623 | 2410 | 25  | 2904 | 87       | 3325  | 297 | 3903 | 471      | 4225 | 342      | 4709  | 372      |
| 2118  | 528 | 2411 | 635 | 2908 | 86       | 3333  | 57  | 3904 | 471      | 4228 | 342      | 4712  | 372      |
| 2120  | 107 | 2412 | 635 | 2910 | 194      | 3336  | 57  | 3911 | 638      | 4242 | 136      | 4715  | 372      |
| 2121  | 645 | 2415 | 25  | 2912 | 425      | 3339  | 57  | 3912 | 638      | 4301 | 27       | 4716  | 5        |
| 2122  | 107 | 2416 | 524 | 2914 | 195      | 3401  | 500 | 3921 | 574      | 4302 | 27       | 4721  | 536      |
| 2123  | 107 | 2418 | 24  | 2919 | 195      | 3402  | 500 | 3922 | 574      | 4310 | 399      | 4724  | 6        |
| 2124  | 106 | 2424 | 524 | 2920 | 425      | 3403  | 500 | 3925 | 139      | 4311 | 387      | 4725  | 147      |
| 2125  | 106 | 2430 | 524 | 2924 | 195      | 3404  | 500 | 3930 | 138      | 4312 | 27       | 4731  | 536      |
| 2126  | 528 | 2461 | 596 | 2938 | 194      | 3409  | 345 | 3941 | 545      | 4314 | 399      | 4733  | 146      |
| 2128  | 105 | 2462 | 596 | 3001 | 413      | 3409F | 345 | 4000 | 408      | 4315 | 387      | 4741  | 464      |
| 2130  | 106 | 2501 | 685 | 3002 | 158      | 3411  | 567 | 4001 | 408      | 4316 | 26       | 4742  | 464      |
| 2131  | 645 | 2502 | 685 | 3004 | 158      | 3412  | 345 | 4010 | 409      | 4317 | 399      | 4743  | 464      |
| 2140  | 657 | 2503 | 685 | 3006 | 159      | 3412F | 345 | 4014 | 409      | 4409 | 328      | 4744  | 464      |
| 2141  | 453 | 2504 | 685 | 3009 | 159      | 3413  | 501 | 4016 | 257      | 4410 | 326      | 4809  | 338      |
| 2142  | 453 | 2510 | 81  | 3010 | 339      | 3415  | 415 | 4020 | 257      | 4411 | 326, 327 | 4812  | 338      |
| 2150  | 657 | 2511 | 81  | 3011 | 413      | 3416  | 345 | 4021 | 213      | 4412 | 397      | 4814  | 127      |
| 2171  | 478 | 2512 | 81  | 3012 | 339      | 3416F | 345 | 4022 | 213      | 4413 | 328      | 4815  | 338      |
| 2172  | 478 | 2513 | 394 | 3013 | 158      | 3421  | 501 | 4033 | 212      | 4414 | 327      | 4817  | 191      |
| 2173  | 478 | 2516 | 394 | 3014 | 339      | 3426  | 415 | 4036 | 212      | 4415 | 397      | 4819  | 126      |
| 2174  | 478 | 2520 | 80  | 3017 | 157      | 3501  | 359 | 4039 | 213      | 4416 | 328      | 4821  | 127      |
| 2200  | 43  | 2521 | 685 | 3022 | 157      | 3512  | 431 | 4041 | 513      | 4418 | 397      | 4824  | 190      |
| 2201  | 307 | 2600 | 109 | 3030 | 293      | 3517  | 431 | 4042 | 513      | 4421 | 625      | 4832  | 190      |
| 2202  | 250 | 2610 | 109 | 3040 | 293      | 3521  | 359 | 4043 | 513      | 4441 | 502      | 4844  | 191      |
| 2206  | 250 | 2611 | 661 | 3050 | 293      | 3523  | 431 | 4080 | 385      | 4442 | 502      | 4901  | 614      |
| 2209  | 306 | 2612 | 305 | 3100 | 75       | 3601  | 444 | 4081 | 235      | 4443 | 502      | 4902  | 614      |
| 2210  | 307 | 2614 | 108 | 3101 | 344      | 3602  | 444 | 4086 | 235      | 4444 | 502      | 4914  | 131      |
| 2211  | 307 | 2621 | 305 | 3111 | 566      | 3604  | 444 | 4091 | 590      | 4445 | 502      | 4919  | 131      |
| 2212  | 306 | 2622 | 305 | 3112 | 566      | 3610  | 124 | 4092 | 590      | 4481 | 602      | 4924  | 130      |
| 2213  | 44  | 2623 | 305 | 3116 | 75       | 3611  | 554 | 4093 | 590      | 4482 | 602      | 4941  | 495      |
| 2216  | 249 | 2661 | 507 | 3119 | 74       | 3612  | 125 | 4110 | 549      | 4501 | 490      | 4942  | 495      |
| 2218  | 44  | 2662 | 507 | 3120 | 73       | 3618  | 125 | 4111 | 650      | 4502 | 490      | 4943  | 495      |
| 2222  | 249 | 2663 | 507 | 3130 | 73       | 3624  | 124 | 4112 | 396      | 4503 | 490      | 4944  | 495      |
| 2223  | 43  | 2664 | 507 | 3191 | 171      | 3710  | 371 | 4115 | 396      | 4504 | 490      | 5001  | 458      |
| 2241  | 487 | 2665 | 507 | 3196 | 171      | 3711  | 571 | 4120 | 549      | 4505 | 490      | 5009  | 350      |
| 2242  | 487 | 2701 | 628 | 3199 | 170      | 3712  | 571 | 4140 | 99       | 4510 | 285      | 5009F | 351      |
| 2243  | 487 | 2702 | 628 | 3200 | 261      | 3713  | 371 | 4141 | 99       | 4515 | 285      | 5012  | 350      |
| 2244  | 487 | 2706 | 169 | 3210 | 261, 262 | 3801  | 497 | 4145 | 98       | 4610 | 299, 300 | 5012F | 351      |
| 2245  | 487 | 2711 | 331 | 3211 | 564      | 3802  | 497 | 4148 | 97       | 4611 | 518      | 5015  | 350      |
| 2301  | 686 | 2712 | 168 | 3212 | 564      | 3803  | 497 | 4181 | 463      | 4612 | 518      | 5015F | 351      |
| 2302  | 686 | 2714 | 331 | 3214 | 262      | 3804  | 497 | 4182 | 463      | 4614 | 300      | 5016  | 421      |
| 2303  | 686 | 2716 | 169 | 3221 | 624      | 3809  | 348 | 4183 | 463      | 4617 | 54       | 5027  | 421      |
| 2304  | 686 | 2724 | 168 | 3300 | 297      | 3809F | 349 | 4184 | 463      | 4620 | 299      | 5032  | 21       |
| 2309  | 289 | 2800 | 111 | 3301 | 203      | 3814  | 348 | 4185 | 463      | 4623 | 54       | 5046  | 21       |
| 2311  | 403 | 2806 | 111 | 3302 | 96       | 3814F | 349 | 4200 | 137      | 4630 | 55       | 5060  | 20       |
| 2312  | 289 | 2808 | 110 | 3304 | 96       | 3816  | 348 | 4202 | 343      | 4661 | 477      | 5101  | 337      |
| 2313F | 686 | 2810 | 647 | 3311 | 203      | 3816F | 349 | 4205 | 343      | 4662 | 477      | 5108  | 309      |
| 2314  | 403 | 2821 | 493 | 3312 | 203      | 3831  | 429 | 4208 | 343      | 4663 | 477      | 5109  | 309      |





|       |          |      |          |      |          |       |     |       |     |       |          |      |     |
|-------|----------|------|----------|------|----------|-------|-----|-------|-----|-------|----------|------|-----|
| 8314  | 123      | 8531 | 234      | 8825 | 135      | 9010  | 375 | 9318  | 29  | 9708  | 434      | 9912 | 46  |
| 8316  | 122      | 8533 | 234      | 8830 | 179      | 9011  | 594 | 9321  | 547 | 9709  | 83       | 9915 | 303 |
| 8321  | 534      | 8536 | 558      | 8834 | 134      | 9012  | 291 | 9322  | 29  | 9710  | 83       | 9916 | 47  |
| 8322  | 534      | 8600 | 69       | 8841 | 150, 491 | 9012F | 291 | 9323  | 50  | 9712  | 84       | 9921 | 620 |
| 8323  | 534      | 8601 | 310, 311 | 8842 | 491      | 9016  | 291 | 9401  | 610 | 9713  | 84       | 9922 | 620 |
| 8331  | 535      | 8610 | 311      | 8843 | 491      | 9016F | 291 | 9402L | 610 | 9714  | 434      | L114 | 672 |
| 8332  | 535      | 8612 | 68       | 8844 | 491      | 9018  | 19  | 9402R | 610 | 9716  | 82       | L116 | 672 |
| 8333  | 535      | 8614 | 311      | 8846 | 150      | 9025  | 16  | 9410  | 35  | 9720  | 84       | L164 | 679 |
| 8400  | 641      | 8616 | 69       | 8848 | 151      | 9026  | 18  | 9411  | 379 | 9722  | 83       | L227 | 674 |
| 8401  | 241      | 8618 | 310      | 8866 | 389      | 9028  | 16  | 9415  | 379 | 9801  | 468, 469 | L267 | 677 |
| 8402  | 241      | 8620 | 68       | 8868 | 389      | 9032  | 15  | 9418  | 34  | 9802  | 469      | L323 | 666 |
| 8409  | 239      | 8701 | 102      | 8881 | 612      | 9048  | 14  | 9421  | 530 | 9803  | 469      | L325 | 666 |
| 8410  | 240      | 8703 | 104      | 8882 | 612      | 9081  | 461 | 9425  | 35  | 9804  | 469      | L387 | 667 |
| 8411  | 555      | 8704 | 101      | 8900 | 13       | 9082  | 461 | 9441  | 611 | 9808  | 373      | L400 | 678 |
| 8412  | 241      | 8705 | 103      | 8901 | 505      | 9083  | 461 | 9442L | 611 | 9809  | 280      | L433 | 671 |
| 8413  | 129      | 8708 | 103      | 8902 | 505      | 9084  | 461 | 9442R | 611 | 9809F | 281      | L435 | 671 |
| 8414  | 240      | 8707 | 101      | 8903 | 505      | 9100  | 165 | 9501  | 227 | 9811  | 373      | L484 | 669 |
| 8416  | 241      | 8711 | 232      | 8904 | 505      | 9101  | 321 | 9502  | 227 | 9812  | 280      | L486 | 669 |
| 8420  | 239      | 8712 | 232      | 8911 | 603      | 9106  | 321 | 9508  | 527 | 9812F | 281      | L526 | 673 |
| 8421  | 557      | 8716 | 232      | 8912 | 121      | 9108  | 165 | 9510  | 648 | 9813  | 280      | L605 | 676 |
| 8422  | 557      | 8717 | 102      | 8915 | 13       | 9109  | 321 | 9512  | 227 | 9814  | 182, 183 | L606 | 668 |
| 8423  | 129      | 8719 | 232      | 8916 | 121      | 9111  | 321 | 9513  | 386 | 9815  | 280      | L608 | 668 |
| 8436  | 557      | 8744 | 104      | 8920 | 120      | 9112  | 164 | 9515  | 386 | 9815F | 281      | L787 | 665 |
| 8501  | 234      | 8801 | 179      | 8924 | 13       | 9116  | 321 | 9516  | 527 | 9816  | 183      | L789 | 665 |
| 8502L | 113      | 8802 | 179      | 8932 | 12       | 9119  | 321 | 9521  | 226 | 9818  | 183      | L805 | 681 |
| 8502R | 113      | 8810 | 319      | 8933 | 12       | 9210  | 604 | 9523  | 226 | 9820  | 182      | L808 | 681 |
| 8508  | 113      | 8812 | 135      | 8991 | 245      | 9300  | 30  | 9524  | 527 | 9821  | 468      | L811 | 682 |
| 8510  | 112      | 8813 | 247      | 8993 | 245      | 9304  | 30  | 9600  | 361 | 9823  | 468      | L814 | 675 |
| 8511  | 153, 558 | 8815 | 319      | 8994 | 245      | 9310  | 547 | 9601  | 302 | 9900  | 656      | L816 | 675 |
| 8512  | 153, 558 | 8818 | 178      | 9000 | 19       | 9311  | 49  | 9608  | 302 | 9901  | 303      | L885 | 670 |
| 8516  | 153      | 8819 | 247      | 9001 | 363      | 9312  | 49  | 9611  | 302 | 9902  | 46       | L887 | 670 |
| 8518  | 152      | 8820 | 319      | 9006 | 375      | 9313  | 30  | 9615  | 302 | 9908  | 303      | L912 | 683 |
| 8521  | 234      | 8824 | 178      | 9008 | 19       | 9317  | 49  | 9617  | 361 | 9911  | 303      | L961 | 680 |

## FINISH KEY

|     |                       |     |                       |
|-----|-----------------------|-----|-----------------------|
| AGB | AGED BRASS            | HN  | HISTORIC NICKEL       |
| AN  | ANTIQUE NICKEL        | OB  | OLD BRONZE            |
| AOB | AGED OLD BRONZE       | ON  | OLD NICKEL            |
| AS  | AGED SILVER           | PB  | POLISHED BRASS        |
| AZ  | AGED ZINC             | PBN | POLISHED BRASS NICKEL |
| BB  | BRUSHED BRONZE        | PC  | POLISHED CHROME       |
| BPN | BLACK/POLISHED NICKEL | PN  | POLISHED NICKEL       |
| BSN | BLACK/SATIN NICKEL    | SA  | SATIN ALUMINUM        |
| BZ  | BRONZE                | SB  | SATIN BRASS           |
| DB  | DISTRESSED BRONZE     | SN  | SATIN NICKEL          |
| FB  | FLEMISH BRASS         | VB  | VINTAGE BRASS         |
| GPN | GRAY/POLISHED NICKEL  | WPN | WHITE/POLISHED NICKEL |
| HB  | HISTORIC BRONZE       | WSN | WHITE/SATIN NICKEL    |

## ABBREVIATIONS

|    |             |     |                                 |
|----|-------------|-----|---------------------------------|
| BL | BLUE        | MM  | MILLIMETER                      |
| BZ | BRONZE      | PK  | PINK                            |
| CL | CLEAR       | SQ  | SQUARE                          |
| D  | DIAMETER    | W   | WIDTH                           |
| E  | EXTENSION   | W/C | MAX WATTAGE/<br>CANDELABRA BASE |
| FR | FROSTED     | W/M | MAX WATTAGE/<br>MEDIUM BASE     |
| H  | HEIGHT      |     |                                 |
| L  | LENGTH      |     |                                 |
| LA | LIGHT AMBER |     |                                 |

ALL ITEMS IN THIS CATALOG ARE EITHER





151 Airport Drive, P.O. Box 393, Wappingers Falls, NY 12590  
Toll Free: 1.800.814.3993 | Phone: 845.561.0300 | FAX: 845.561.6848  
[www.hudsonvalleylighting.com](http://www.hudsonvalleylighting.com)