



**Mulberry**

# Endura™ Unbreakable Thermoplastic Wallplates

- Standard Size
- Midi Size
- Carded Plates
- Special Applications





## **Mulberry Endura™ Wallplates**

### ***New in this catalog:***

- *More items in almond.*
- *Additional combination openings – we now stock over 400 plastic items.*
- *Details on Endura's features and benefits.*
- *Pack quantity and weight data.*

### ***As always, Mulberry offers:***

- *The widest selection of openings available in any plastic, in stock and ready for immediate shipment.*
- *Special openings, combinations, silk-screening, and engraving.*
- *Unbreakable thermoplastic that will not crack during installation and will provide years of trouble-free performance.*
- *Excellent service: local stock, fast turnaround, and quick delivery from our factory and regional warehouses.*
- *Wallplates made in USA.*

## **WALLPLATES**

<b>Features and Benefits</b>	<b>D3</b>
<b>Standard Size Plates</b>	<b>D4-8</b>
<b>Screws</b>	<b>D8</b>
<b>Midi Size Plates</b>	<b>D9-10</b>
<b>“Prestige Pack” Carded Plates</b>	<b>D11</b>

## **SPECIAL APPLICATIONS**

<b>Emergency, GFCI, and Isolated Ground Plates</b>	<b>D12</b>
<b>Data Transmission Plates</b>	<b>D13</b>
<b>Special Plates and Custom Marking</b>	<b>D14-D15</b>

## **MATERIAL AND DIMENSIONS**

**D16**



# Endura™ Unbreakable Thermoplastic Wallplates

## STRENGTH

- Made from the most rugged thermoplastic available, Endura wallplates will not crack during installation or after many years of use.
- Withstand several times more impact, torque, and load deflection than thermoset plates.
- Flexible design fits over uneven wall surfaces.
- Thicker than nylon plates.
- Will not fade or warp due to UV light or humidity.
- Resist grease, oils, and solvents.
- Excellent color retention – will not fade or discolor.

## SELECTION

- The industry's widest selection of plastic wallplate openings.
- Complete line of communication plates for phone, cable, and data transmission applications.
- Standard configurations available from 1 to 6 gang.
- 7 colors.
- Matching metal screws; self-retaining screw openings on popular configurations to speed installation.

## SPECIAL APPLICATIONS

- Specification grade material, suitable for hospitals, schools, and other institutional facilities.
- Custom wallplates – Endura thermoplastic is uniquely suited to stamping special openings.
- Silk-screening and engraving.

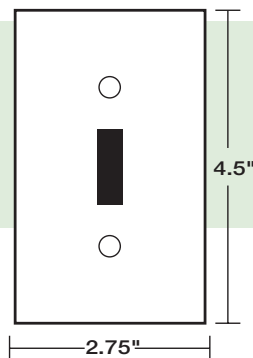
Meet or exceed UL, CSA, and NEC requirements.
















## Standard Size



UL Listed 883 except where noted by asterisk (\*).















	White	Brown	Ivory	Almond	Gray	Red	Box Quantity	Carton Quantity	Weight per 100 units
 1 Toggle Switch (1T)	90071	91071	92071	77071A	77071G	77071R	25	250	6 lbs.
 2 Toggle Switches (2T)	90072	91072	92072	77072A	77072G	77072R	10	100	11 lbs.
 3 Toggle Switches (3T)	90073	91073	92073	77073A	77073G	77073R	10	80	16 lbs.
 4 Toggle Switches (4T)	90074	91074	92074	77074A	77074G		10	80	21 lbs.
 5 Toggle Switches (5T)	90075	91075	92075	77075A	77075G		5	30	26 lbs.
 6 Toggle Switches (6T)	90076	91076	92076	77076A	77076G		5	20	30 lbs.
 1 Duplex Receptacle (10DR)	90101	91101	92101	77101A	77101G	77101R	25	250	5 lbs.
 2 Duplex Receptacles (20DR)	90102	91102	92102	77102A	77102G	77102R	10	100	9 lbs.
 3 Duplex Receptacles (30DR)	90103	91103	92103	77103A			10	80	11 lbs.
 1 Single Receptacle (1.405") (10R)	90091	91091	92091	77091A	77091G	77091R	25	250	5 lbs.
 2 Single Receptacles (1.405") (20R)	90092	91092	92092		77092G		10	100	11 lbs.
 1 Blank with Mounting Strap (Device Mounting 2.375") (1BDE)	90121	91121	92121	77121A	77121G		15	150	7 lbs.
 2 Blanks with Mounting Straps (Device Mounting 2.375") (2BDE)	90122	91122	92122	77122A	77122G		10	100	13 lbs.

# Standard Size













STANDARD SIZE

	White	Brown	Ivory	Almond	Gray	Red	Box Quantity	Carton Quantity	Weight per 100 units
 <b>1 Blank (Box Mounting 3.281") (1B)</b>	90151	91151	92151	77151A	77151G	77151R	25	250	6 lbs.
 <b>2 Blanks (Box Mounting 3.281") (2B)</b>	90152	91152	92152	77152A	77152G	77152R	10	100	11 lbs.
 <b>3 Blanks (Box Mounting 3.281") (3B)</b>	90153	91153	92153	77153A			10	80	16 lbs.
 <b>One 20A TL Receptacle (1.620" ID Hole) (3R)</b>	90111	91111	92111		77111G	77111R	25	250	5 lbs.
 <b>One 30A 3 &amp; 4 Wire TL Receptacle 1.730 ID Hole (3330R)</b>	90229	91229	92229		77229G		25	250	5 lbs.
 <b>30/50A 3 Wire Range/Dryer Receptacle 2.125" ID Hole (3D)</b>	90221	91221	92221	77221A	77221G	77221R	25	250	5 lbs.
 <b>30/50A 3 Wire Range/Dryer Receptacle 2.125" ID Hole (N23D)</b>	90227	91227	92227	77227A	77227G		10	100	10 lbs.
 <b>30/50/60A 3 &amp; 4 Wire Receptacles 2.480" ID Hole (5R)</b>	90223	91223	92223		77223G		10	100	10 lbs.
 <b>30/50/60A 3 Wire Receptacles 2.625" ID Hole (L5R)</b>	90225	91225	92225				10	100	10 lbs.
 <b>30/50/60A 4 Wire Receptacles 2.255" ID Hole (P5R)</b>	90228	91228	92228				10	100	10 lbs.
 <b>Block Duplex/GFI Receptacle (SRM)</b>	90401	91401	92401	77401A	77401G	77401R	25	250	5 lbs.
 <b>2 Block Duplex/GFI Receptacles (2SRM)</b>	90402	91402	92402	77402A	77402G	77402R	10	100	9 lbs.












## Standard Size



	White	Brown	Ivory	Almond	Gray	Red	Box Quantity	Carton Quantity	Weight per 100 units
 3 Block Duplex/GFI Receptacles (3SRM)	90403	91403	92403	77403A	77403G		10	80	11 lbs.
 4 Block Duplex/GFI Receptacles (4SRM)	90404	91404	92404	77404A	77404G		10	80	14 lbs.
 5 Block Duplex/GFI Receptacles (5SRM)	90405	91405	92405	77405A	77405G		5	30	18 lbs.
 6 Block Duplex/GFI Receptacles (6SRM)	90406	91406	92406	77406A	77406G		5	20	20 lbs.
 One 1/2" ID Phone (Box Mounting 3.281") (21)*	90381	91381	92381	77381A	77381G		25	250	6 lbs.
 One 5/8" ID Phone (Box Mounting 3.281") (01)*	90201	91201	92201		77201G		25	250	6 lbs.
 One Phone 1/2" with .375" ID Grommet and Mounting Strap (Device Mounting 2.375")*	90181	91181	92181		77181G		15	150	7 lbs.
 One Phone 1.405" with 1" ID Plastic Bushing (Box Mounting 3.281") (71)*	90581	91581	92581		77581G		10	100	6 lbs.
 Toggle Switch, Duplex Receptacle (1T-10DR)	90532	91532	92532	77532A	77532G	77532R	10	100	10 lbs.
 Toggle Switch, Blank (Box Mounting 3.281") (1T-1B)	90522	91522	92522	77522A	77522G		10	100	11 lbs.
 Toggle Switch, Block Duplex/GFI Receptacle (1T-SRM)	90432	91432	92432	77432A	77432G		10	100	10 lbs.
 Duplex Receptacle, Block Duplex/GFI Receptacle (10DR-SRM)	90672	91672	92672	77672A			10	100	9 lbs.
 Duplex Receptacle, Blank (Box Mounting 3.281") (10DR-1B)	90542	91542	92542	77542A	77542G		10	100	10 lbs.
 Block Duplex/GFI Receptacle, Blank (Box Mounting 3.281") (SRM-1B)	90422	91422	92422	77422A			10	100	10 lbs.

# Standard Size



	White	Brown	Ivory	Almond	Gray	Box Quantity	Carton Quantity	Weight per 100 units
 Duplex Receptacle, 5/8" ID Phone (Box Mounting 3.281") (10DR-01)*	90582	91582	92582			10	100	10 lbs.
 Duplex Receptacle, Single Receptacle (1.405 ID Hole) (10DR-10R)	90572	91572	92572	77572A	77572G	10	100	10 lbs.
 Toggle Switch, Single Receptacle (1.405" ID Hole) (1T-10R)	90512	91512	92512			10	100	10 lbs.
 Single Receptacle (1.405" ID Hole), Blank (Box Mounting 3.281") (10R-1B)	90552	91552	92552			10	100	11 lbs.
 2 Toggle Switches, Duplex Receptacle (2T-10DR)	90543	91543	92543	77543A	77543G	10	80	16 lbs.
 Toggle Switch, 2 Block Duplex/GFI Receptacles (1T-2SRM)	90453	91453	92453	77453A		10	80	11 lbs.
 2 Toggle Switches, Block Duplex/GFI Receptacle (2T-SRM)	90443	91443	92443	77443A		10	80	11 lbs.
 Toggle Switch, 2 Duplex Receptacles (1T-20DR)	90553	91553	92553	77553A		10	80	11 lbs.
 Toggle Switch, Duplex Receptacle, Block Duplex/GFI Receptacle (1T-10DR-SRM)	90353		92353			10	80	11 lbs.
 Block Duplex/GFI Receptacle, Toggle Switch, Block Duplex/GFI Receptacle (SRM-1T-SRM)	90493		92493			10	80	11 lbs.
 2 Duplex Receptacles, Block Duplex/GFI Receptacle (20DR-SRM)	90673		92673			10	80	11 lbs.



## Standard Size



	White	Brown	Ivory	Almond	Box Quantity	Carton Quantity	Weight per 100 units
Duplex Receptacle, 2 Block Duplex/GFI Receptacles (10DR-2SRM)	90683		92683		10	80	11 lbs.
Block Duplex/GFI Receptacle, Duplex Receptacle, Block Duplex/GFI Receptacle (SRM-10DR-SRM)	90693		92693		10	80	11 lbs.
3 Toggle Switches, Duplex Receptacle (3T-10DR)	90554	91554	92554	77554A	10	80	18 lbs.
3 Toggle Switches, Block Duplex/GFI Receptacle (3T-SRM)	90454	91454	92454	77454A	10	80	18 lbs.
4 Toggle Switches, Block Duplex/GFI Receptacle (4T-SRM)	90465		92465		5	30	26 lbs.
Block Duplex/GFI Receptacle, 2 Toggle Switches, Duplex Receptacle (SRM-2T-10DR)	90394		92394		10	80	18 lbs.
2 Toggle Switches, 2 Block Duplex/GFI Receptacles (2T-2SRM)	90664		92664		10	80	18 lbs.

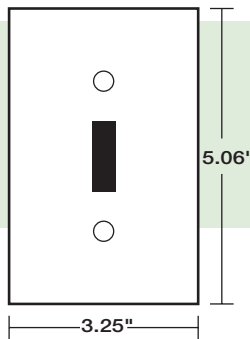
## SCREWS



	White	Brown	Ivory	Almond	Red	Box Quantity	Carton Quantity
Painted, Slotted 6-32 Oval Head 1/4"	40205	40203	40204			1,000	10,000
Painted, Slotted 6-32 Oval Head 1/2"	40224	40222	40223	40226	40218	1,000	10,000
Plastic, Slotted 6-32 Oval Head 1/2"	40296	40294	40295			100	1,000

Additional screws and accessories appear in Catalog A.









# Midi Size



Listed 883 except where noted by asterisk (\*).

	White	Brown	Ivory	Almond	Box Quantity	Carton Quantity	Weight per 100 units
<b>1 Toggle Switch (1T)</b>	90871	91871	92871	77871A	25	250	8 lbs.
<b>2 Toggle Switches (2T)</b>	90872	91872	92872	77872A	10	100	14 lbs.
<b>3 Toggle Switches (3T)</b>	90873	91873	92873	77873A	10	80	12 lbs.
<b>4 Toggle Switches (4T)</b>	90874	91874	92874	77874A	10	80	16 lbs.
<b>1 Duplex Receptacle (10DR)</b>	90801	91801	92801	77801A	25	250	7 lbs.
<b>2 Duplex Receptacles (20DR)</b>	90802	91802	92802	77802A	10	100	11 lbs.
<b>Block Duplex/GFI Receptacle (SRM)</b>	90834	91834	92834	77834A	25	250	7 lbs.
<b>2 Block Duplex/GFI Receptacles (2SRM)</b>	90835	91835	92835	77835A	10	100	10 lbs.
<b>3 Block Duplex/GFI Receptacles (3SRM)</b>	90836		92836		10	80	14 lbs.
<b>4 Block Duplex/GFI Receptacles (4SRM)</b>	90837		92837		10	80	16 lbs.
<b>1 Single Receptacle (1.405") (10R)</b>	90891	91891	92891	77891A	25	250	7 lbs.
<b>1 Blank (Box Mounting. 3.281") (1B)</b>	90851	91851	92851	77851A	25	250	8 lbs.
<b>2 Blanks (Box Mounting. 3.281") (2B)</b>	90852	91852	92852	77852A	10	100	14 lbs.

MIDI SIZE


















	White	Brown	Ivory	Almond	Box Quantity	Carton Quantity	Weight per 100 units
 <b>1 Blank with Mounting Strap (Device Mounting 2.375")</b>	90961	91961	92961	77961A	15	150	12 lbs.
 <b>One 5/8" ID Phone (01)*</b>	90861	91861	92861		25	250	8 lbs.
 <b>Toggle Switch, Duplex Receptacle (1T-10DR)</b>	90832	91832	92832	77832A	10	100	13 lbs.
 <b>Toggle Switch, Block Duplex/GFI Receptacle (1T-SRM)</b>	90865	91865	92865	77865A	10	100	11 lbs.
 <b>Duplex Receptacle, Single Receptacle (1.405" ID Hole) (10DR-10R)</b>	90842	91842	92842		10	100	13 lbs.
 <b>30/50A 3 Wire Range/Dryer Receptacle (2.125" ID Hole) (3D)</b>	90847	91847	92847		25	250	7 lbs.
 <b>Duplex Receptacle, Block Duplex/GFI Receptacle (10DR-SRM)</b>	90862	91862	92862	77862A	10	100	10 lbs.
 <b>2 Toggle Switches, Block Duplex/GFI Receptacle (2T-SRM)</b>	90883	91883	92883	77883A	10	100	11 lbs.

# "Prestige Pack" Carded Plates

An attractive, barcoded blister pack, for pegboard or other retail display.  
Standard size.



Ⓛ Listed 883 except where noted by asterisk (\*).

	White	Brown	Ivory	Box Quantity	Carton Quantity	Weight per 100 units
 <b>1 Toggle Switch (1T)</b>	27071	27171	27271	15	150	9 lbs.
 <b>2 Toggle Switches (2T)</b>	27072	27172	27272	10	100	15 lbs.
 <b>3 Toggle Switches (3T)</b>	27073	27173	27273	10	60	25 lbs.
 <b>1 Duplex Receptacle (10DR)</b>	27001	27101	27201	15	150	9 lbs.
 <b>2 Duplex Receptacles (20DR)</b>	27002	27102	27202	10	100	15 lbs.
 <b>1 Single Receptacle (1.405") (10R)</b>	27091	27191	27291	15	150	9 lbs.
 <b>1 Blank (Box Mounting 3.281") (1B)</b>	27051	27151	27251	15	150	9 lbs.
 <b>2 Blanks (Box Mounting 3.281") (2B)</b>	27052	27152	27252	10	100	15 lbs.
 <b>One 1/2" ID Phone (Box Mounting 3.281") (21)*</b>	27050	27150	27250	15	150	9 lbs.
 <b>30/50A 3 Wire Range/Dryer Receptacle 2.125" ID Hole (3D)</b>	27025	27125	27225	15	150	9 lbs.
 <b>30/50A 3 Wire Range/Dryer Receptacle 2.125" ID Hole (23D)</b>	27026	27126	27226	10	100	15 lbs.
 <b>Block Duplex/GFI Receptacle (SRM)</b>	27035	27135	27235	15	150	9 lbs.
 <b>2 Block Duplex/GFI Receptacles (2SRM)</b>	27036	27136	27236	10	100	15 lbs.
 <b>3 Block Duplex/GFI Receptacles (3SRM)</b>	27037	27137	27237	10	60	25 lbs.
 <b>Toggle Switch, Duplex Receptacle (1T-10DR)</b>	27032	27132	27232	10	100	15 lbs.
 <b>Toggle Switch, Block Duplex/GFI Receptacle (1T-SRM)</b>	27087	27187	27287	10	100	15 lbs.
 <b>2 Toggle Switches, Duplex Receptacle (2T-10DR)</b>	27043	27143	27243	10	60	25 lbs.


CARDED PLATES

# Emergency, GFCI, and Isolated Ground Plates



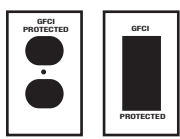
## RED THERMOPLASTIC PLATES, "EMERGENCY" IN WHITE 1/4" SILK SCREENED LETTERING

1 Toggle Switch	42071
2 Toggle Switches	42072
3 Toggle Switches	42073
1 Duplex Receptacle	42101
2 Duplex Receptacles	42102
1 Single Receptacle	42091
1 Block/GFI Receptacle	42035
2 Block/GFI Receptacles	42036
Toggle/Duplex Receptacle	42032



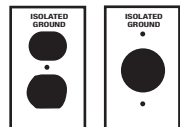
## IVORY THERMOPLASTIC PLATES, "GFCI PROTECTED" IN BLACK 1/4" SILK SCREENED LETTERING

1 Duplex Receptacle	42112
1 Block/GFI Receptacle	42111



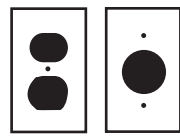
## ORANGE THERMOPLASTIC PLATES, "ISOLATED GROUND" IN BLACK 3/16" SILK SCREENED LETTERING

1 Duplex Receptacle	41120
1 Single Receptacle	41123



## ORANGE THERMOPLASTIC PLATES, WITHOUT LETTERING

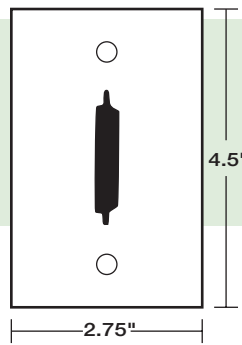
1 Duplex Receptacle	41119
1 Single Receptacle	41122



SPECIAL APPLICATIONS

*If you do not see what you need, please contact us.  
Additional emergency and other metal plates are in Catalog A.*

# Data Transmission Plates



UL Listed 883 except where noted by asterisk (\*).  
UL does not list data transmission plates.

	White	Brown	Ivory	Gray	Box Quantity	Carton Quantity	Weight per 100 units
 3/8" ID Hole (Box Mounting 3.281")*	90696	91696	92696	77696G	25	250	6 lbs.
 Two 3/8" ID Holes on 1-1/2" Centers (Box Mounting 3.281")*	90520	91520	92520	77520G	25	250	6 lbs.
 1/2" ID Hole (Box Mounting 3.281") (21)*	90381	91381	92381	77381G	25	250	6 lbs.
 Two 1/2" ID Holes on 1-1/2" Centers (Box Mounting 3.281")*	90510	91510	92510	77510G	25	250	6 lbs.
 1/2" "D" Hole for Coaxial Cable (Box Mounting 3.281")*	90431	91431	92431	77431G	25	250	6 lbs.
 Two 1/2" "D" Holes for Coaxial Connectors on 1-1/2" Centers (Box Mounting 3.281")*	90551	91551	92551	77551G	25	250	6 lbs.
 25/32" "D" Hole for Bulkhead Connector (Box Mounting 3.281")*	90475	91475	92475	77475G	25	250	6 lbs.
 For 8 Wire Modular Connectors (Box Mounting 3.281") (RJ45)*	90477	91477	92477	77477G	25	250	6 lbs.
 Two 25/32" "D" Holes on 1-1/2" Centers (Box Mounting 3.281")*	90483	91483	92483	77483G	25	250	6 lbs.
 For one RS232 25 Pin Connector (Box Mounting 3.281")*	90261	91261	92261	77261G	25	250	6 lbs.
 For two RS232 25 Pin Connectors (Box Mounting 3.281")*	90262	91262	92262	77262G	25	250	6 lbs.
 For one RS232 25 Pin Connector and one 1/2" "D" Hole (Box Mounting 3.281")*	90446	91446	92446	77446G	25	250	6 lbs.
 For one RS232 25 Pin Connector and two 1/2" "D" Holes (Box Mounting 3.281")*	90448	91448	92448	77448G	25	250	6 lbs.
 Two 5/8" ID Holes on 1-1/2" Centers (Box Mounting 3.281")*	90490	91490	92490	77490G	25	250	6 lbs.

SPECIAL APPLICATIONS



Mulberry has the ability to produce a wide variety of special openings, as well as to custom mark and engrave plates -- all in-house. If you have any special requirements, please contact us for price and availability.

## SPECIAL PLATES

Please use the following item numbers:

Standard Size	White	Brown	Ivory	Almond	Gray	Red
<b>1-gang</b>	90001	91001	92001	77001A	77001G	77001R
<b>2-gang</b>	90002	91002	92002	77002A	77002G	77002R
<b>3-gang</b>	90003	91003	92003	77003A	77003G	77003R
<b>4-gang</b>	90004	91004	92004	77004A	77004G	77004R
<b>5-gang</b>	90005	91005	92005	77005A	77005G	77005R
<b>6-gang</b>	90006	91006	92006	77006A	77006G	77006R

Midi Size	White	Brown	Ivory	Almond	Gray	Red
<b>1-gang</b>	90811	91811	92811	77811A	Not available	Not available
<b>2-gang</b>	90812	91812	92812	77812A	Not available	Not available
<b>3-gang</b>	90813	91813	92813	77813A	Not available	Not available
<b>4-gang</b>	90814	91814	92814	77814A	Not available	Not available

Thermoplastic wallplates are not available in dimensions other than standard and midi (see page D16 for dimensions). If you require a different size plate, please contact us about making it in metal.

Please specify, by listing openings or with a sketch:

- Opening sizes and locations
- Screw hole spacing
- Quantity

Please note that special plates are not returnable.



## SILK-SCREENING

- Indelible, abrasion-resistant ink is applied to the surface of the plate
- Best for large quantities or complex designs, and for long use in heavy traffic locations

## ENGRAVING

- The plate is etched and the groove filled with engravers' enamel
- Even more durable, and sometimes required for institutional applications

### Please specify:

- Silk-screening or engraving
- Text
- Letter size (if not specified, we will choose to fit)
- Color
- Location of text, ideally with a sketch
- Provide artwork (designs, logos) if applicable
- Quantity (minimum silkscreen order is generally 50 pieces)

*Please note that custom marked plates are not returnable.*



Mulberry Endura™ wallplates are UL Listed 514C, CSA Approved, and comply with the National Electric Code and Federal Specification WP455a.

## MATERIAL

- Molded of a rugged polycarbonate that is unmatched for strength and durability.
- Virtually unbreakable: Endura plates will not crack during installation or use.
- Flexible construction conforms to uneven wall surfaces and tolerates over-tight screws.
- Smooth, bright surface for a clean appearance.
- Non-conductive.
- Available in seven colors.
- Supplied with matching metal screws.

## DIMENSIONS

### Standard Size

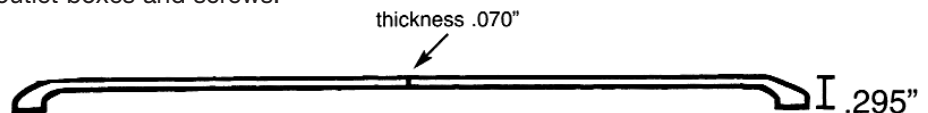
1-gang	4.5" x 2.75"
2-gang	4.5" x 4.562"
3-gang	4.5" x 6.375"
4-gang	4.5" x 8.187"
5-gang	4.5" x 10"
6-gang	4.5" x 11.812"

### Midi Size

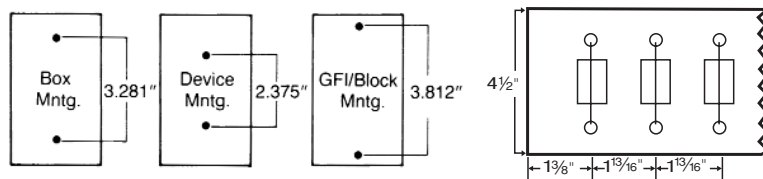
1-gang	5.06 x 3.25"
2-gang	5.06 x 5.12"
3-gang	5.06 x 6.94"
4-gang	5.06 x 8.75"

## DEPTH / THICKNESS

Endura plates are .050-.100" deeper than other non-metallic wallplates, to allow additional clearance for outlet boxes and screws.



## SCREWHOLE SPACING





Mulberry Metal Products, Inc.  
2199 Stanley Terrace  
P.O. Box 443  
Union, New Jersey 07083

tel. 908.688.8850  
fax. 908.688.7294  
[www.mulberrymetal.com](http://www.mulberrymetal.com)