

**PVC Electrical
Fittings
&
Accessories**

August 2008

EVANTEX[®]

Did You Know?

CANTEX CAN SUPPLY YOUR FULL LINE OF PVC ELECTRICAL NEEDS

EZ Flex® Straight Lengths, Coils or Reels available in Blue, Red or Yellow

Sch. 40 & Sch. 80 Elbows Standard Radius and Special Radius

Conduit Bodies

Conduit

Mast Head

NATION WIDE MANUFACTURING AND DISTRIBUTION

ENT Boxes

LiquidTight

LiquidTight Connectors

Sch. 40 Straps, Couplings & Adapters

Base & Intermediate Spacers

Weatherproof Boxes, Floor Boxes and Junction Boxes

Floor Box

Red EZ Box® for Alarm Installation

New EZ Box® Express Clip® Residential Switch/Outlet Boxes

New EZ Box® Product

New Locations 2007

CANTEX®

301 Commerce Ste. 2700 Fort Worth, Texas 76102
817-215-7000 Fax: 817-215-7001
www.cantexinc.com

Call your local CANTEX Distributor or Sales Representative for more information on our full line of products!

PVC Electrical Fittings & Accessories

Price List Revised 8/2008

Schedule 40 Fittings – Couplings, Female Adapters, Terminal Adapters, Standard Radius Elbows 90° – 45° – 30° PE and BE.....	6-9
Schedule 40 & 80 Special Fittings – Straps, Expansion Couplings, End Bells, Reducers, Plugs, Caps, Service Entrance Caps, Box Adapters, Sch. 40 Longline Cplgs, Sch. 40 Swedged Cplg., Pull Elbows, Meter Offsets, PVC Offsets, Strain Relief Connectors.....	10-14
Schedule 40 Special Radius Elbows – Plain End	15
Schedule 40 Special Radius Elbows – Bell End	16
Conduit Bodies, Junction Boxes, Floor Boxes & Accessories.....	17-21
Exposed Boxes and Weatherproof Covers	21-23
Schedule 80 Standard Radius Elbows – Plain End	24
Schedule 80 Special Radius Elbows – Plain End	25
Schedule 40 Split Duct and Accessories	26-27
Conduit Fittings for Type EB & DB Duct.....	28-30
Elbows for Type EB & DB Duct – Bell End.....	31-32
Service Risers	33-34
EZ GUARD® Wild Life Protector.....	35
Plastic Spacers for Duct.....	36-37
Bending Equipment for PVC Conduit.....	38-39
EZ-FLEX Electrical Nonmetallic Tubings	40
EZ Flex Electrical Nonmetallic Fittings / Nonmetallic Slab Boxes.....	41
ENT Non-Metallic Electrical Boxes.....	42
ENVIRO-FLEX Liquidtight Conduit.....	43
ENVIRO-FLEX Liquidtight Fittings.....	43
Solvent Cement for PVC Conduit and Fittings, Solvent Cement for EZ-FLEX ENT.....	44



**NEMRA
MANUFACTURERS
GROUP**



PVC PRODUCTS

CANTEX PVC Products had its beginning over 40 years ago, as a division of a national corporation in the utility and building construction industry. The Plastics Division grew steadily in size and importance. Its product lines expanded into several major categories:

- Electrical distributors and contractors were provided with a broad line of PVC conduit and fittings.
- Power and utility companies were supplied with underground PVC duct and fittings.
- For the communications industry, PVC conduit and fittings were made available to telephone and cable companies for underground cable installations.
- Municipal public works needs were met with PVC pipe for distribution and collection.
- The commercial market need was fulfilled with PVC plumbing pipe.

Because of its success in the PVC Products business, **CANTEX** caught the eye of an international organization which was planning for expansion into PVC Products in the Western Hemisphere. In February 1992, **CANTEX** was acquired by the respected Sumitomo Corporation, a multifaceted global business leader. Out of this acquisition the **NEW CANTEX** emerged, equipped with an intense philosophy of service to its customers and a renewed emphasis on product quality that targets the challenges of a new century.

CANTEX is a leading producer of PVC Products, with eight manufacturing facilities located strategically from east to west across the country. These facilities feature some of the most modern production equipment and advanced process technology found anywhere in the industry. Production facilities include extrusion, injection molding, and fabrication processes to produce the broad lines of PVC Products which serve the power, utility, building construction, and communications markets.

ELECTRICAL PRODUCT LINE

CANTEX offers a complete line of extruded and injection molded electrical conduit, duct, fittings, accessories, switch and outlet boxes.

Products include a full range of sizes in:

- Schedule 40 & 80 Conduit
- Electrical Fittings & Accessories – Molded & Fabricated
- Forte-Duct®
- Utility Duct – NEMA TC-6 & 8 EB/DB – ASTM DB-100
- Duct Fittings & Accessories
- Elbows, Bends & Sweeps – Standard & Special Radius
- EZ-FLEX® Electrical Nonmetallic Tubing & Fittings
- ENVIRO-FLEX® Liquidtight Conduit & Fittings
- Telephone Conduit – Types B-C-D
- EZ BOX® Wall and Ceiling Switch and Outlet Boxes
- Bending Equipment
- Cements

SERVICE

CANTEX stands for a commitment to service – service that puts the customer first. We carry extensive inventories nationwide so that you get fast turnaround and complete shipments. Our efficient transportation system of hand-picked contract carriers, means on-time deliveries anywhere in the U.S. The **CANTEX** customer service team is staffed by professionals who provide immediate response and effective communications about orders and shipments.

At the **NEW CANTEX**, **WE WORK FOR THE CUSTOMER.**

INDUSTRY ORGANIZATIONS

CANTEX actively supports those organizations which set standards and promote professional practices in the electrical industry. These include NEMRA, NAED, NEMA, IAEI, IEEE, ASTM, along with other associations in the construction industry.

QUALITY ASSURANCE

CANTEX has a comprehensive quality control program to ensure compliance with industry standards established by Underwriters Laboratories, National Electrical Code, National Electrical Manufacturers Association, and the American Society for Testing and Materials.

From virgin raw materials blended into compounds thru extrusion or injection molding to final inspection and testing of the finished product, the manufacturing process is monitored to make sure quality standards are met or exceeded. Each plant is graded and held accountable for the quality control performance of its total output.

To further strengthen the company's goal for quality products, a centralized quality control review procedure assures that every plant is producing at a consistent level of quality for all similar products. You know you're getting the very best every time you buy from **CANTEX**.

PVC ELECTRICAL STANDARDS BY PRODUCT

Schedule 40 Conduit

UL 651, NEMA TC-2 and NEC-Article 352

Utility Duct – Extra Strength

NEMA TC-6&8, DB-100 and ASTM F-512

Schedule 80 Conduit

UL 651, NEMA TC-2 and NEC-Article 352

Utility Duct Fittings

NEMA TC-9

Forte-Duct UL Schedule 40 Conduit

UL 651, NEMA TC-2 and NEC-Article 352

EZ-FLEX ENT (Electrical Nonmetallic Tubing) & Fittings

UL 1653, NEMA TC-13 and NEC Article 362

PVC Electrical Fittings

All fittings for electrical applications conform to NEMA TC-3 and UL 514B & UL651 Utility Duct NEMA TC-6&8, ASTM F-512, (Type EB20 – UL 651A)

ENVIRO-FLEX Liquidtight Conduit

UL1660 and NEC 356

ENVIRO-FLEX Liquidtight Fittings

UL 514B, NEMA FB-1 and NEC 356

Uniform Product Code – Bar Codes

UPC-ITF

Shipping container Bar Code to identify each standard Carton of Products using interleaved 2 of 5 Symbology.



Couplings



PART NO.	SIZE	STD. PKG.	UPC-ITF 3 00 88700	PKG. WT.
6141623	1/2	200	56704 8	7.19
6141624	3/4	125	56705 5	5.26
6141625	1	70	56730 7	4.24
6141626	1 1/4	40	56731 4	3.95
6141627	1 1/2	30	56732 1	3.72
6141628	2	40	56733 8	6.79
6141629	2 1/2	20	56734 5	7.51
6141630	3	40	56951 6	21.73
6141631	3 1/2	30	06109 6	21.35
6141632	4	20	54736 1	18.19
6141633	5	10	54737 8	14.50
6141634	6	8	54738 5	18.95
*6141635D	8	1	02142 7	4.00

Female Adapters



PART NO.	SIZE	STD. PKG.	UPC-ITF 3 00 88700	PKG. WT.
5140043	1/2	200	56708 6	5.99
5140044	3/4	125	56709 3	5.64
5140045	1	70	56747 5	4.80
5140046	1 1/4	40	56748 2	4.47
5140047	1 1/2	30	56749 9	3.64
5140048	2	40	56750 5	6.75
5140049	2 1/2	20	56751 2	8.75
5140050	3	40	52773 8	19.41
5140051	3 1/2	30	52774 5	20.72
5140052	4	20	52775 2	17.04
5140053	5	10	52776 9	14.34
5140054	6	8	52777 6	16.94
*5140055D	8	2	02582 1	7.00

Terminal Adapters



PART NO.	SIZE	STD. PKG.	UPC-ITF 3 00 88700	PKG. WT.
5140103	1/2	200	56706 2	6.20
5140104	3/4	125	56707 9	5.15
5140105	1	70	56738 3	4.39
5140106	1 1/4	40	56739 0	3.96
5140107	1 1/2	30	56740 6	2.95
5140108	2	40	56741 3	5.64
5140109	2 1/2	20	56742 0	5.56
5140110	3	40	56864 9	16.09
5140111	3 1/2	30	52779 0	17.66
5140112	4	20	52780 6	12.73
5140113	5	10	52781 3	15.31
5140114	6	8	52782 0	12.54
*5140115D	8	1	02583 8	8.16

Schedule 40 Standard Radius Elbows



90° Elbows Plain End



PART NO.	SIZE	STD. PKG.	UPC-ITF 3 00 88700	PKG. WT.
5133823	1/2	50	56813 7	5.90
5133824	3/4	35	56814 4	6.15
5133825	1	20	56815 1	6.41
5133826	1 1/4	30	56816 8	16.49
5133827	1 1/2	30	56817 5	21.95
5133828	2	15	56818 2	18.35
5133829	2 1/2	18	56819 9	39.21
5133830	3	14	56852 6	53.73
5133831	3 1/2	12	51883 5	63.33
5133832	4	10	51884 2	72.25
5133835	5	*30	51886 6	389.68
5133834	6	*25	51885 9	519.25

45° Elbows Plain End



PART NO.	SIZE	STD. PKG.	UPC-ITF 3 00 88700	PKG. WT.
5133763	1/2	50	56807 6	3.75
5133764	3/4	25	56808 3	2.63
5133765	1	20	56809 0	4.10
5133766	1 1/4	25	56810 6	8.63
5133767	1 1/2	20	56811 3	9.35
5133768	2	10	56812 0	8.33
5133769	2 1/2	20	56931 8	27.00
5133770	3	8	56851 9	19.42
5133771	3 1/2	5	51830 9	17.04
5133772	4	20	51831 6	84.05
5133773	5	*30	51832 3	428.00
5133774	6	*25	51833 0	320.35

30° Elbows Plain End



PART NO.	STD. SIZE	UPC-ITF PKG.	PKG. 3 00 88700	WT.
5133755	1/2	50	51824 8	2.40
5133744	3/4	25	51813 2	2.18
5133745	1	20	51814 9	3.04
5133746	1 1/4	25	51815 6	6.83
5133747	1 1/2	50	51816 3	7.41
5133748	2	10	51817 0	4.26
5133749	2 1/2	20	51818 7	21.52
5133750	3	8	51819 4	15.18
5133751	3 1/2	5	51820 0	13.33
5133775	4	20	51834 7	68.99
5133753	5	*30	51822 4	266.22
5133754	6	*25	51823 1	322.03

22-1/2° Elbows Plain End



PART NO.	SIZE	STD. PKG.	UPC-ITF 3 00 88700	PKG. WT.
5136403	1 1/4	25	03165 5	7.78
5134094	1 1/2	20	02843 3	7.41
5134067	2	10	01061 2	5.31
5134096	2 1/2	20	02845 7	21.52
5134068	3	8	01062 9	16.32
5134095	3 1/2	5	02844 0	13.33
5133757	4	20	02046 8	63.96
5134037	5	*60	02830 3	299.46
5133901	6	*50	02808 2	409.30

*Pallet quantities

**90° Elbows
Bell End**



PART NO.	SIZE	STD. PKG.	UPC-ITF 3 00 88700	PKG. WT.
5233823	1/2	50	01195 4	6.50
5233824	3/4	35	01196 1	7.11
5233825	1	20	01197 8	7.04
5233826	1 1/4	30	53766 9	18.96
5233827	1 1/2	30	53767 6	24.06
5233828	2	15	53768 3	18.99
5233829	2 1/2	18	53769 0	41.02
5233830	3	14	53770 6	51.41
5233831	3 1/2	12	53771 3	58.90
5233832	4	10	53772 0	65.63
5233835	5	*30	53774 4	376.38
5233834	6	*25	53773 7	468.95

**45° Elbows
Bell End**



PART NO.	SIZE	STD. PKG.	UPC-ITF 3 00 88700	PKG. WT.
5233763	1/2	50	01201 2	4.55
5233764	3/4	25	01202 9	3.48
5233765	1	20	01203 6	4.74
5233766	1 1/4	25	53739 3	9.73
5233767	1 1/2	20	53740 9	9.90
5233768	2	10	53741 6	8.36
5233769	2 1/2	20	53742 3	29.72
5233770	3	8	53743 0	17.95
5233771	3 1/2	5	53744 7	14.73
5233772	4	20	53745 4	83.56
5233773	5	*30	53746 1	204.99
5233774	6	*25	53747 8	204.99

**30° Elbows
Bell End**



PART NO.	SIZE	STD. PKG.	UPC-ITF 3 00 88700	PKG. WT.
5233748	2	10	02978 2	5.47
5233750	3	8	02979 9	16.00
5233751	3 1/2	5	02391 9	12.27
5233776	4	20	02394 0	63.06
5233753	5	*30	02980 5	175.98
5233754	6	*50	02981 2	238.72

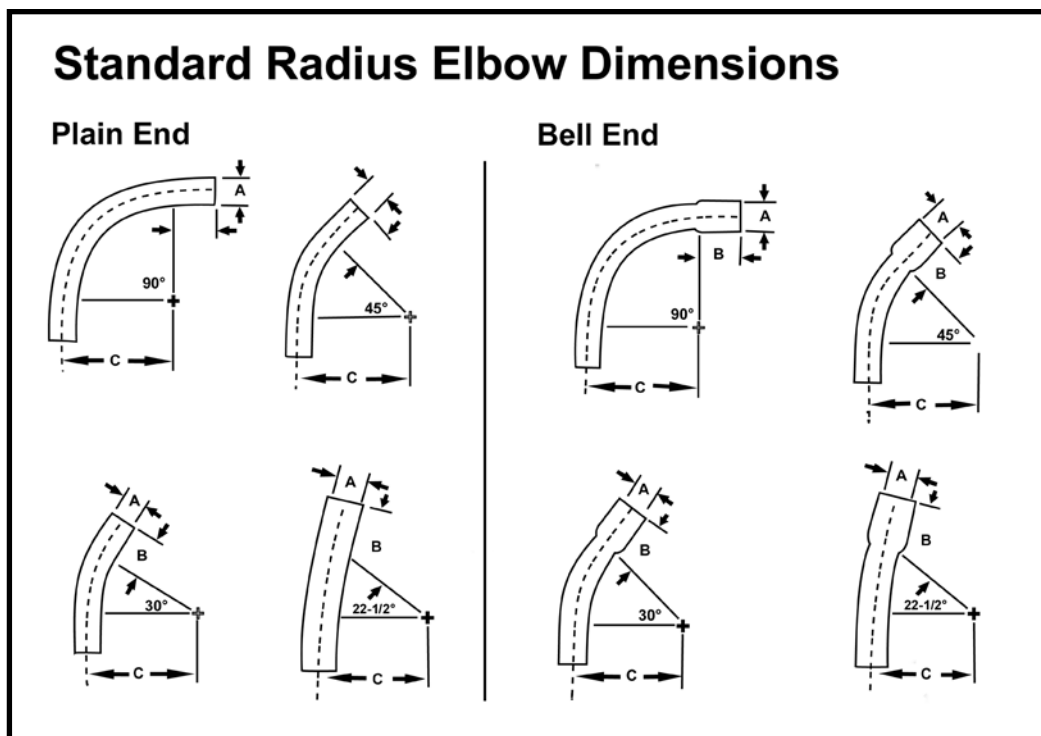
**22-1/2° Elbows
Bell End**



PART NO.	SIZE	STD. PKG.	UPC-ITF 3 00 88700	PKG. WT.
5234097	3/4	25	04009 1	4.73
5236402	1	20	03173 0	2.96
5236403	1 1/4	25	03174 7	12.35
5234094	1 1/2	20	03166 2	11.83
5234067	2	10	02209 7	5.31
5234096	2 1/2	10	03032 0	12.88
5234068	3	8	02210 3	16.32
5234095	3 1/2	5	03161 7	10.00
5233867	4	20	01064 3	38.76
5234037	5	*60	03027 6	299.46
5233901	6	*50	01894 6	409.30

*Pallet Quantities

SIZE	A	Plain End B MIN	Bell End B MIN	C MIN
1/2	.840	1-1/2	3/4	4
3/4	1.050	1-1/2	3/4	4-1/2
1	1.315	1-7/8	7/8	5-3/4
1 1/4	1.660	2	1	7-1/4
1 1/2	1.900	2	1-1/8	8-1/4
2	.275	2	1-1/8	9-1/2
2 1/2	2.875	3	1-1/2	10-1/2
3	3.500	3-1/8	1-5/8	13
3 1/2	4.000	3-1/4	1-3/4	15
4	4.500	3-3/8	1-3/4	16
5	5.563	3-5/8	2	24
6	6.625	3-3/4	2-1/8	30



Two-Hole Pipe Straps



PART NO.	SIZE	STD. PKG.	UPC-ITF 3 00 88700	PKG. WT.
5133736	1/2	300	56794 9	2.05
5133737	3/4	200	56795 6	2.45
5133738	1	200	56796 3	3.60
5133733	1 1/4	200	56797 0	4.60
5133734	1 1/2	200	56798 7	5.55
5133735	2	200	56799 4	7.55
5133739	2 1/2	100	56700 0	8.35
5133740	3	100	51812 5	10.57
5133353	4	100	51726 5	12.87

Expansion Couplings One Piece



PART NO.	SIZE	STD. PKG.	UPC-ITF 3 00 88700	PKG. WT.
5144026	1/2	50	52847 6	5.20
5144015	3/4	50	52836 0	8.15
5144016	1	50	52837 7	12.00
5144017	1 1/4	25	52838 4	8.70
5144018	1 1/2	25	52839 1	9.20
5144019	2	25	52840 7	14.60
5144020	2 1/2	5	52841 4	4.35
5144021	3	10	52842 1	14.13
5144023	4	5	52844 5	11.12

1/2" through 3/4"
Maximum Expansion

2" through 3"
4" Maximum Expansion 6"

1" through 1-1/2"
Maximum Expansion 5"

3-1/2" through 4"
Maximum Expansion 7"

Expansion Couplings Two Piece



PART NO.	SIZE	STD. PKG.	UPC-ITF 3 00 88700	PKG. WT.
5144031	1/2	25	54772 9	12.68
5144032	3/4	10	54773 6	4.75
5144033	1	10	54774 3	8.03
5144034	1 1/4	5	54775 0	5.27
5144035	1 1/2	5	54776 7	7.11
5144036	2	25	54777 4	51.32
5144037	2 1/2	12	54778 1	45.11
5144038	3	12	54779 8	38.27
5144039	3 1/2	6	54780 4	51.32
5144040	4	6	54781 1	27.35
5144041	5	1	54782 8	6.27
5144042	6	1	54783 5	8.27

1/2" through 2"
Maximum Expansion 4"

2 1/2" through 6"
Maximum Expansion 8"

Expansion Couplings Two Piece w/Molded Male Adapter



PART NO.	SIZE	STD. PKG.	UPC-ITF 3 00 88700	PKG. WT.
5144029	2 1/2	135	04201 9	675.00

Schedule 40 & 80 Special Fittings

CANTEX

End Bells



PART NO.	SIZE	STD. PKG.	UPC-ITF 3 00 88700	PKG. WT.
5144003	1/2	100	52824 7	2.25
5144004	3/4	100	52825 4	2.65
5144005	1	50	56712 3	2.30
5144006	1 1/4	50	56713 0	2.65
5144007	1 1/2	50	56714 7	4.30
5144008	2	40	56715 4	3.60
5144009	2 1/2	30	56728 4	4.27
5144010	3	50	56850 2	8.97
5144011	3 1/2	50	52832 2	13.42
5144012	4	50	52833 9	16.37
5144013	5	25	52834 6	12.62
5144014	6	15	52835 3	9.32

Reducers



PART NO.	SIZE	STD. PKG.	UPC-ITF 3 00 88700	PKG. WT.
5142220	3/4 x 1/2	100	56710 9	2.15
5142221	1 x 3/4	100	56711 6	3.35
5142222	1-1/4 x 1	50	56743 7	3.40
*5142223	1-1/2 x 1-1/4	50	56744 4	3.35
*5142224	2 x 1-1/2	25	56745 1	3.65
*5142225	2-1/2 x 2	25	56746 8	5.75
*5142226	3 x 2-1/2	25	52794 3	9.58
*5142227	4 x 3	20	52795 0	11.08
*5142229	4 x 3-1/2	20	52796 7	9.68

* CSA Listed

Poly Plugs



PART NO.	SIZE	STD. PKG.	UPC-ITF 3 00 88700	PKG. WT.
5315248	2	70	53854 3	5.30
5315250	3	70	53855 0	9.77
5315252	4	90	53856 7	18.55
5315253	5	45	53857 4	13.88
5315254	6	30	53858 1	9.56

Poly Plugs with Pulling Eye



PART NO.	SIZE	STD. PKG.	UPC-ITF 3 00 88700	PKG. WT.
5315258	2	70	53859 8	5.68
5315260	3	45	53861 1	6.77
5315262	4	80	53862 8	16.66
5315263	5	45	53863 5	13.88
5315264	6	35	53864 2	10.93

Sch 40 Longline Coupling No Center Stop (Repair Coupling) (Fabricated)




PART NO.	SIZE	STD. PKG.	UPC-ITF 3 00 88700	PKG. WT.
6141702	1	20	02423 6	3.20
6141703	1-1/2	20	02685 8	6.00
6203000	2	20	02057 4	5.82
6203002	2-1/2	20	02341 3	9.30
6203005	3	25	02057 4	25.00
6203006	3-1/2	25	02342 0	31.25
6203007	4	15	02059 8	22.50
6203009	5	8	02060 4	20.00
6203010	6	4	02343 7	14.00

Sch 40 Longline Coupling with Center Stop (Molded)



PART NO.	SIZE	STD. PKG.	UPC-ITF 3 00 88700	PKG. WT.
6202000	2	20	53986 1	6.37
6202002	2-1/2	25	02372 8	11.63
6202005	3	25	53987 8	17.35
6202010	4	15	53988 5	22.43
6202015	5	8	02055 0	27.76
6202016	6	4	02056 7	10.00

Sch 40 Swedged Coupling (Fabricated)



PART NO.	SIZE	STD. PKG.	UPC-ITF 3 00 88700	PKG. WT.
6201001	2	20	03415 0	15.20
6201000	4	15	03404 4	22.50
6151470	5	8	02686 5	20.00
6141720	6	4	03402 0	13.00

Sch 40 Split Sleeve Coupling (Fabricated)



PART NO.	SIZE	STD. PKG.	UPC-ITF 3 00 88700	PKG. WT.
6141684	2	20	01070 4	3.12
6141690	4	15	01071 1	12.62
6141692	5	8	01075 9	10.50
6141693	6	4	01076 6	8.80

End Bells (Fabricated)



PART NO.	SIZE	STD. PKG.	UPC-ITF 3 00 88700	PKG. WT.
5124010	2	50	50953 6	11.77
5124012	3	50	50954 3	23.51
5124014	4	50	50955 0	43.34
5124015	5	25	50956 7	35.71
5124017	6	15	50957 4	23.04
5143987D	8	1	02143 4	5.14

Schedule 40 & 80 Special Fittings

CANTEX

Caps



PART NO.	SIZE	STD. PKG.	UPC-ITF 3 00 88700	PKG. WT.
5140031	1/2	100	52761 5	2.95
5140032	3/4	100	52762 2	5.45
5140033	1	50	52763 9	4.00
5140034	1 1/4	25	52764 6	2.68
5140035	1 1/2	25	52765 3	3.68
5140037	2	50	52767 7	9.45
5140038	2 1/2	25	52768 4	8.93
5140039	3	25	52769 1	13.18
5140036	3 1/2	25	52766 0	17.17
5140040	4	25	52770 7	22.25
5140041	5	25	52771 4	26.15
5140042	6	10	52772 1	18.48

Service Entrance Caps



PART NO.	SIZE	STD. PKG.	UPC-ITF 3 00 88700	PKG. WT.
5133590	1/2	10	51743 2	1.10
5133591	3/4	10	51744 9	1.40
5133741	1	20	56957 8	4.55
5133742	1 1/4	20	56735 2	8.55
5133695	1 1/2	20	56736 9	10.55
5133743	2	5	56737 6	5.55
5133696	2 1/2	5	06114 0	25.79
5133697	3	5	51782 1	22.54
5133698	3 1/2	5	51783 8	21.64
5133699	4	1	51784 5	15.69



Box Adapters






PART NO.	SIZE	STD. PKG.	UPC-ITF 3 00 88700	PKG. WT.
5133715	1/2	100	56724 6	1.65
5133716	3/4	100	56725 3	3.05
5133717	1	100	56726 0	3.60
5133718	1 1/4	50	56727 7	2.45
5133719	1 1/2	50	06265 9	3.05
5133720	2	25	56958 5	2.60
* 5133721	2 1/2	10	51800 2	2.29
5133722	3	10	51801 9	3.58
* 5133723	3 1/2	10	51802 6	4.65
* 5133724	4	10	51803 3	4.58


* CSA Listed

Schedule 40 & 80 Special Fittings


Pull Elbows  	PART NO.	SIZE	STD. PKG.	UPC-ITF 3 00 88700	PKG. WT.
	5240100	1/2	75	56789 5	6.48
	5240101	3/4	50	56790 1	6.05

Meter Offsets  	PART NO.	SIZE	STD. PKG.	UPC-ITF 3 00 88700	PKG. WT.
	5133183	1 1/4	15	56756 7	1.90
	5133185	2	8	56757 4	2.08

PVC Offsets 	PART NO.	SIZE	STD. PKG.	UPC-ITF 3 00 88700	PKG. WT.
	5133188	1/2	25	56917 2	2.43
	5133189	3/4	25	56918 9	3.08

Strain Relief Connectors 	PART NO.	SIZE	STD. PKG.	UPC-ITF 3 00 88700	PKG. WT.
	5133430	1/2	25	01110 7	3.80
	5133431	3/4	25	01111 4	3.80

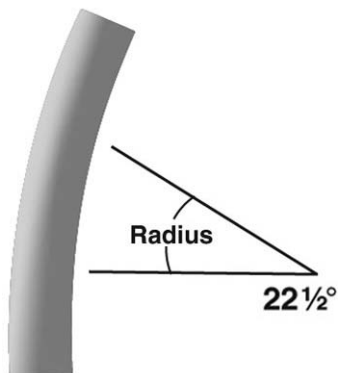
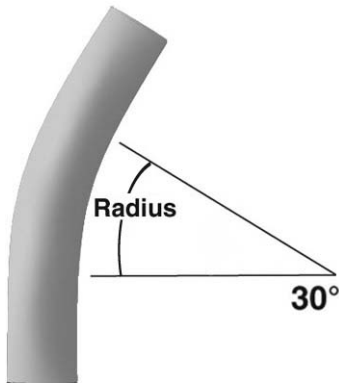
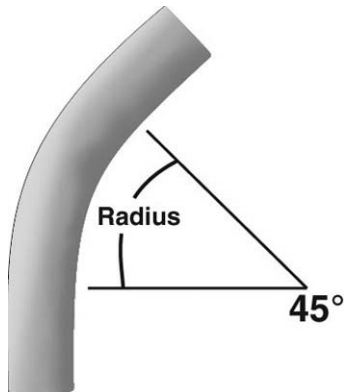
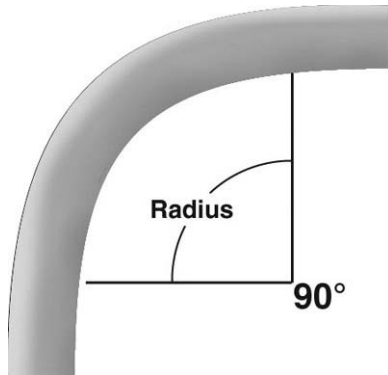
Threaded with lock nut and washer
Includes 3 round and 3 oval grommets

Sealing Washers Use with Terminal Adapters for Concrete Tight Connection 	PART NO.	SIZE	STD. PKG.	UPC-ITF 3 00 88700	PKG. WT.
	5163370	1/2	150	06281 9	.17
	5163371	3/4	125	06282 6	.27
	5163372	1	100	06283 3	.53
	5163374	1-1/4	50	52883 4	.17
	5163373	1-1/2	25	52882 7	.27
	5163375	2	50	52884 1	.17

Schedule 40 Special Radius Elbows



Plain End



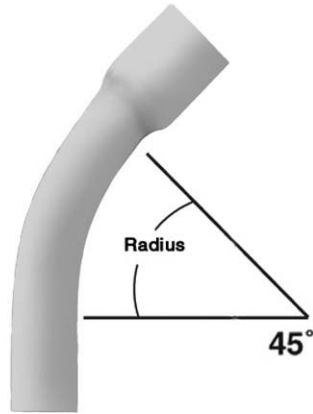
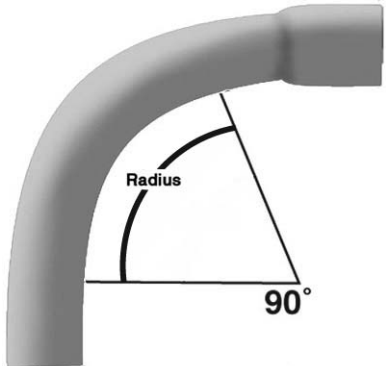
SIZE	BEND DEGREE	PART NUMBER							
		18" RADIUS	24" RADIUS	30" RADIUS	36" RADIUS	48" RADIUS	60" RADIUS		
1	90	5133846	5133859	5136340	5133852	5133864	X		
	45	5134008	5133875	5136341	5133919	5133940			
	30	5133916	5136435	5136342	5136423	5136343			
	22-1/2	5133944	5136420	5136421	5133975	5136422			
1 1/4	90	5133923	5133883	5133878	5133884	5133871		X	
	45	5136344	5133941	5136345	5133956	5133942			
	30	5133794	5133913	5136346	5136347	5133943			
	22-1/2	5136424	5136425	5136426	5133997	5136427			
1 1/2	90	5133839	5133873	5133921	5133866	5133865			X
	45	5133840	5133874	5136348	5133810	5133811			
	30	5133917	5133803	5136349	5133974	5133982			
	22-1/2	5133908	5136428	5136429	5134103	5136431			
2	90	5133844	5133836	5133920	5133848	5133876	5133786		
	45	5133797	5133815	5133918	5133778	5133798	X		
	30	5133789	5133796	5136350	5133792	5133805			
	22-1/2	5133879	5133915	5136432	5133851	5133984			
2 1/2	90	5133856	5133847	5133981	5133857	5133849		5134046	
	45	5133973	5133935	5133896	5133801	5134010	5134111		
	30	5133752	5133957	5136351	5133807	5136435	X		
	22-1/2	5133936	5134019	5136433	5133937	5136434			
3	90	5133858	5133837	5133867	5133820	5133817		5133819	
	45	5133799	5133800	5133897	5133779	5133781		5134006	
	30	5133969	5133958	5136495	5133793	5133809	X		
	22-1/2	5133845	5133903	5133929	5133904	5133971			
3 1/2	90	Use Standard Radius (15")	5133893	5133948	5133818	5133892		5133925	
	45		5133802	5133784	5133939	5133979		X	
	30		5136439	5136353	5133938	5134026			
	22-1/2		5133902	5136436	5136437	5136438			
4	90	Use Standard Radius (16")	5133822	5133850	5133821	5133843	5133854		
	45		5133812	5133953	5133777	5133776	5133946		
	30		5133788	5133898	5133790	5133838	5133999		
	22-1/2		5133869	5133882	5133853	5133932	5134012		
5	90	Use Standard Radius (24")	5133872	5133841	5133842	5133885			
	45		5133954	5133780	5133814	5133947			
	30		5133899	5133931	5133959	5133962			
	22-1/2		5133900	5133881	5133930	5134020			
6	90	Use Standard Radius (30")	5133877	5133816	5133886				
	45		5133880	5133813	5133806				
	30		5133791	5133861	5133782				
	22-1/2		5133905	5133862	5134065				
*8	90	X	X	X	5133993D	X			
	45				5133988D		5133989D		
	30				5133870D				
	22-1/2								

- Note: (1) Orders for special radius elbows are noncancelable and nonreturnable.
 (2) Elbows are plain end.
 (3) Larger radius are available on request.
 (4) Other degree bends are available on request.

* Not UL Rated

Belled End 

SIZE	DEGREE BEND	PART NO.			
		18" RADIUS	24" RADIUS	36" RADIUS	48" RADIUS
2	90	5233846	5133924	5233848	5233876
	45	5233797	5233815	5233778	5133759
2 1/2	90	5233856	5233847	5233857	5233849
	45	5233973	5233935	5233801	5233785
3	90	5233850	5233837	5233930	5233817
	45	5233799	5233800	5233779	5233782
3 1/2	90	Use Standard Radius (15")	5233893	5233818	5233892
	45		5233802	5233939	5233943
4	90	Use Standard Radius (16")	5233822	5233842	5233843
	45		5233812	5233777	5133761
5	90	Use Standard Radius (24")		5233841	5233868
	45			5233780	5233781
6	90	Use Standard Radius (30")		5233877	5233816
	45			5133894	5233813



- Note:**
- (1) Orders for special radius elbows are non-cancelable and non-returnable.
 - (2) Elbows belled one end.
 - (3) Larger radius available on request.
 - (4) Other degree bends available on request.

Type LB



PART NO.	SIZE	STD. PKG.	UPC-ITF 3 00 88700	PKG. WT.
5133663	1/2	25	56764 2	5.38
5133664	3/4	15	56765 9	4.32
5133665	1	10	56766 6	3.01
5133666	1-1/4	10	56767 3	7.62
5133667	1-1/2	10	56701 7	9.55
5133668	2	5	56768 0	8.49
5133669	2-1/2	5	06547 6	23.11
5133670	3	5	06548 3	23.18
5133671	3-1/2	4	06549 0	28.05
5133672	4	4	06550 6	25.47

Type LL



PART NO.	SIZE	STD. PKG.	UPC-ITF 3 00 88700	PKG. WT.
5133660	1/2	25	56769 7	5.43
5133661	3/4	15	56770 3	4.32
5133662	1	10	56771 0	4.21
5133649	1-1/4	10	06564 3	7.81
5133648	1-1/2	10	06565 0	9.85
5133647	2	5	56772 7	8.17
5133644	2-1/2	5	51756 2	25.56
5133646	3	5	51758 6	19.89
5133640	3-1/2	4	51755 5	29.87
5133645	4	4	51757 9	20.05

Type LR



PART NO.	SIZE	STD. PKG.	UPC-ITF 3 00 88700	PKG. WT.
5133650	1/2	25	56773 4	5.43
5133651	3/4	15	56774 1	4.36
5133652	1	10	56775 8	4.21
5133653	1-1/4	10	06584 1	7.72
5133654	1-1/2	10	06585 8	9.64
5133655	2	5	56776 5	8.18
5133658	2-1/2	5	51761 6	25.56
5133656	3	5	51759 3	24.18
5133659	3-1/2	4	51762 3	29.87
5133657	4	4	51760 9	26.45

Type T



PART NO.	SIZE	STD. PKG.	UPC-ITF 3 00 88700	PKG. WT.
5133563	1/2	25	56783 3	5.18
5133564	3/4	15	56784 0	4.27
5133565	1	10	56785 7	4.12
5133566	1-1/4	10	56786 4	7.62
5133567	1-1/2	10	56787 1	9.80
5133568	2	5	56788 8	9.17
5133569	2-1/2	2	06607 7	11.25
5133570	3	2	51740 1	10.41
5133572	3-1/2	1	51742 5	10.20
5133571	4	1	51741 8	8.98

Type C



PART NO.	SIZE	STD. PKG.	UPC-ITF 3 00 88700	PKG. WT.
5133101	1/2	25	56758 1	5.18
5133102	3/4	15	56759 8	4.23
5133103	1	10	56760 4	4.08
5133104	1-1/4	10	56761 1	7.35
5133105	1-1/2	10	56762 8	9.39
5133106	2	5	56763 5	8.04
5133108	2-1/2	5	51713 5	23.12
5133107	3	5	51712 8	23.52
5133110	3-1/2	4	51715 9	29.37
5133109	4	4	51714 2	26.45

Type E



PART NO.	SIZE	STD. PKG.	UPC-ITF 3 00 88700	PKG. WT.
5133151	1/2	25	06521 6	5.08
5133152	3/4	15	06522 3	4.09
5133153	1	10	06523 0	3.89
5133154	1-1/4	10	06524 7	7.37
5133155	1-1/2	10	06525 4	9.11
5133156	2	5	06526 1	8.01
5133157	2-1/2	5	06527 8	21.00
5133158	3	5	06528 5	19.97
5133160	3-1/2	4	06529 2	23.56
5133159	4	4	06530 8	27.97

Round Junction Box



PART NO.	SIZE	STD. PKG.	UPC-ITF 3 00 88700	PKG. WT.
5133690	1/2 & 3/4	15	56793 2	12.97

Junction Boxes



PART NO.	SIZE	STD. PKG.	UPC-ITF 3 00 88700	PKG. WT.
*5133705	4x4x2	10	51790 6	8.14
*5133709	4x4x4	10	51794 4	10.57
5133707	4x4x6	10	51792 0	15.00
5133706	5x5x2	10	51791 3	10.82
*5133710	6x6x4	10	51795 1	20.79
*5133711	6x6x6	5	51796 8	11.69
*5133712	8x8x4	5	51797 5	16.46
*5133164	8x8x6	4	51719 7	15.30
5133708	8x8x7	4	51793 7	20.93
5133714	12x12x4	2	51799 9	14.93
*5133713	12x12x6	2	51798 2	15.91
**5133163	16x14x6	1	51718 0	11.94
• 5133165	24x18x8	1	51720 3	20.00
• 5133166	24x24x8	1	51721 0	24.50
• 5133173	36x24x8	1	54758 3	45.00

* CSA Listed

** UL Listed with only a Type 1 NEMA Rating

• Not UL Listed

Duplex Boxes and Cover



PART NO.	SIZE / DESCRIPTION	STD. PKG.	UPC-ITF 3 00 88700	PKG. WT.
5133760	Floor Box Base 4-3/4" Hubs, 4-3/4" to 1/2" Reducers, Level Ring & Pour Cover, U.L. Listed	9	56927 1	16.67
5133758	Floor Box Base 2-3/4" Hubs, 2-1" Hubs, 2-3/4" to 1/2" Reducers, 2-1" to 3/4" Reducers, Level Ring and Pour Cover. U.L. Listed	9	56926 4	16.67
5133678	Duplex Cover-BRONZE	10	51768 5	4.38

Type FD-Blank



PART NO.	SIZE	STD. PKG.	UPC-ITF 3 00 88700	PKG. WT.
5133420	—	10	01266 1	1.26

Type FSE



PART NO.	SIZE	STD. PKG.	UPC-ITF 3 00 88700	PKG. WT.
5133363	1/2	10	56777 2	4.27
5133364	3/4	10	56780 2	4.25
5133365	1	10	56778 9	4.02

For damp and wet locations with approved cover.

Two-Gang Type FSE



PART NO.	SIZE	STD. PKG.	UPC-ITF 3 00 88700	PKG. WT.
5133380	1/2	5	01100 8	4.55
5133381	3/4	5	01101 5	4.55
5133382	1	5	01102 2	4.55

Type FSC



PART NO.	SIZE	STD. PKG.	UPC-ITF 3 00 88700	PKG. WT.
5133463	1/2	10	56779 6	4.75
5133464	3/4	10	56782 6	4.50
5133465	1	10	56781 9	4.21

For damp and wet locations with approved cover.

Two-Gang Type FSC



PART NO.	SIZE	STD. PKG.	UPC-ITF 3 00 88700	PKG. WT.
5133370	1/2	5	01097 1	4.40
5133371	3/4	5	01098 8	4.40
5133372	1	5	01099 5	4.40

Type FSS



PART NO.	SIZE	STD. PKG.	UPC-ITF 3 00 88700	PKG. WT.
5133540	1/2	10	56702 4	4.53
5133542	3/4	10	56703 1	4.26
5133543	1	10	56792 5	4.02

For damp and wet locations with approved cover.

Two-Gang Type FSS



PART NO.	SIZE	STD. PKG.	UPC-ITF 3 00 88700	PKG. WT.
5133390	1/2	5	01103 9	4.40
5133391	3/4	5	01104 6	4.40
5133392	1	5	01105 3	4.40

Exposed Boxes

Type FSCC



PART NO.	SIZE	STD. PKG.	UPC-ITF 3 00 88700	PKG. WT.
5133544	1/2	10	51732 6	4.97
5133545	3/4	10	51733 3	4.58
5133546	1	10	51734 0	4.20

For damp and wet locations with approved cover.

Two-Gang Type FSCC



PART NO.	SIZE	STD. PKG.	UPC-ITF 3 00 88700	PKG. WT.
5133400	1/2	5	01106 0	2.61
5133401	3/4	5	01107 7	2.42
5133402	1	5	01108 4	2.23

Type FDC



PART NO.	SIZE	STD. PKG.	UPC-ITF 3 00 88700	PKG. WT.
5133310	1/2	10	01086 5	5.88
5133311	3/4	10	01087 2	5.88
5133312	1	10	01088 9	5.88

For damp and wet locations with approved cover.

Type FDE



PART NO.	SIZE	STD. PKG.	UPC-ITF 3 00 88700	PKG. WT.
5133300	1/2	10	01083 4	5.88
5133301	3/4	10	01084 1	5.88
5133302	1	10	01085 8	5.88

For damp and wet locations with approved cover.

Note: Self tapping screws included with all boxes

Weatherproof Box Covers

Blank Cover



PART NO.	SIZE	STD. PKG.	UPC-ITF 3 00 88700	PKG. WT.
5133362	-	50	56800 7	4.40

Two-Gang Blank Cover



PART NO.	SIZE	STD. PKG.	UPC-ITF 3 00 88700	PKG. WT.
5133410	-	25	01109 1	4.40

Switch Cover



PART NO.	SIZE	STD. PKG.	UPC-ITF 3 00 88700	PKG. WT.
5133361	–	10	56804 5	3.25

Wet locations when cover closed.

Single Toggle Switch Cover



PART NO.	SIZE	STD. PKG.	UPC-ITF 3 00 88700	PKG. WT.
5133330	–	10	01092 6	2.90

Wet locations when cover closed.

Single Receptacle Cover



PART NO.	SIZE	STD. PKG.	UPC-ITF 3 00 88700	PKG. WT.
5133350	15 amp	10	56803 8	3.15
5133320	20 amp	10	01089 6	2.90
5133321	30 amp	10	01090 2	2.90
5133322	50 amp	10	01091 9	2.90

Description	Hole Diameter
15 amp	1.375" (1-3/8")
20 amp	1.625" (1-5/8")
30 amp	1.722" (1-23/32")
50 amp	2.187" (1-3/16")

GFI Receptacle Cover



PART NO.	SIZE	STD. PKG.	UPC-ITF 3 00 88700	PKG. WT.
5133348	–	10	56802 1	3.05

Wet locations when cover closed.

GFI & Toggle Switch Cover



PART NO.	SIZE	STD. PKG.	UPC-ITF 3 00 88700	PKG. WT.
5133345	–	10	01095 7	4.42

Wet locations when cover closed.

Duplex Receptacle Cover



PART NO.	SIZE	STD. PKG.	UPC-ITF 3 00 88700	PKG. WT.
5133352	–	10	56791 8	3.20

Wet locations when cover closed.

Weatherproof Box Covers

CANTEX

Double Toggle Switch Cover



PART NO.	SIZE	STD. PKG.	UPC-ITF	PKG. WT.
5133331	-	10	01093 3	4.15

Wet locations when cover closed.

Duplex & Toggle Switch Cover



PART NO.	SIZE	STD. PKG.	UPC-ITF	PKG. WT.
5133337	-	10	01096 4	4.57

Wet locations when cover closed.

Double Duplex Receptacle Cover



PART NO.	SIZE	STD. PKG.	UPC-ITF	PKG. WT.
5133347	-	10	01190 9	3.00

Wet locations when cover closed.

Single Plunger Switch Cover



PART NO.	SIZE	STD. PKG.	UPC-ITF	PKG. WT.
5133335	-	10	01094 0	2.90

Wet locations when cover closed.

In-Use Weatherproof Covers

Single Gang In-Use



PART NO.	DEPTH	STD. PKG.	UPC-ITF	PKG. WT.
5133692	2-1/4"	6	04042 8	19.98
5133694	3-1/8"	6	04043 5	27.96

Wet locations when cover closed.

Two Gang In-Use



PART NO.	DEPTH	STD. PKG.	UPC-ITF	PKG. WT.
5133693	2-1/4"	6	01962 2	3.30

Wet locations when cover closed.

**90° Elbows
Plain End**



PART NO.	SIZE	STD. PKG.	UPC-ITF 3 00 88700	PKG. WT.
5121053	1/2	50	06321 2	7.40
5121054	3/4	35	06322 9	5.78
5121055	1	20	06323 6	8.11
5121056	1-1/4	30	06324 3	21.32
5121057	1-1/2	30	56752 9	28.85
5121058	2	15	56753 6	26.71
5121059	2-1/2	18	56754 3	50.85
5121060	3	14	56755 0	64.78
5121061	4	10	50745 7	93.72
5121062	5	*30	50746 4	589.88
5121063	6	*25	550747	1815.75

**45° Elbows
Plain End**



PART NO.	SIZE	STD. PKG.	UPC-ITF 3 00 88700	PKG. WT.
5121003	1/2	50	06341 0	4.70
5121004	3/4	25	06342 7	2.94
5121005	1	20	06343 4	4.84
5121006	1-1/4	25	06344 1	11.25
5121007	1-1/2	20	06345 8	11.99
5121008	2	10	06346 5	11.21
5121009	2-1/2	20	06347 2	35.21
5121010	3	8	50708 2	23.37
5121011	4	20	50709 9	111.66
5121012	5	*30	50710 5	383.36
5121013	6	*25	50711 2	516.65

**30° Elbows
Plain End**



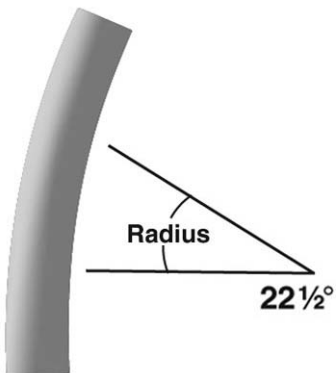
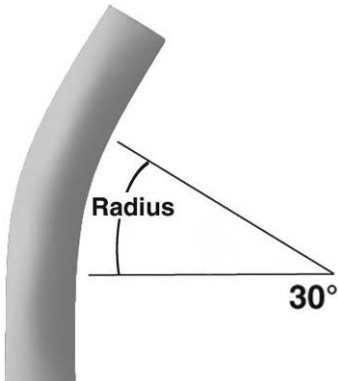
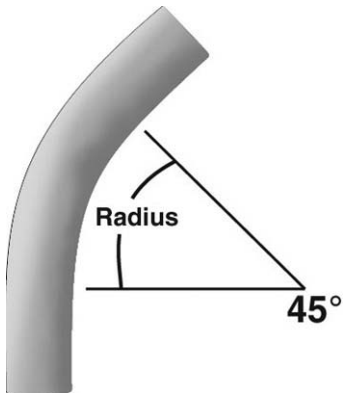
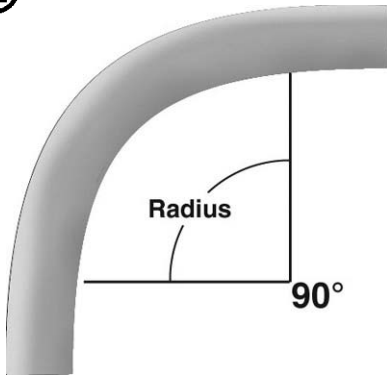
PART NO.	SIZE	STD. PKG.	UPC-ITF 3 00 88700	PKG. WT.
5121000	1/2	50	50705 1	3.80
5121001	3/4	25	50706 8	4.03
5121002	1	20	50707 5	6.00
5121106	1-1/4	25	50776 1	8.85
5121850	1-1/2	20	50788 4	8.57
5121108	2	10	50777 8	7.91
5121109	2-1/2	20	50778 5	28.01
5121110	3	8	50779 2	18.19
5121111	4	20	50780 8	67.61
5121112	5	*30	50781 5	318.11
5121113	6	*25	50782 2	416.90

* Pallet quantities

Schedule 80 Special Radius Elbows





Plain End



SIZE	DEGREE BEND	PART NUMBER				
		18" RADIUS	24" RADIUS	36" RADIUS	48" RADIUS	60" RADIUS
1	90	5121846	5121018	5121080	5121065	5136920
	45	5121971	5136500	5136502	5136503	5136820
	30	5136504	5136505	5136507	5136508	5136720
	22-1/2	5136630	5136631	5136632	5136633	5136634
1 1/4	90	5119822	5119824	5121084	5136510	5136930
	45	5136511	5136512	5136514	5136515	5136830
	30	5136516	5136517	5136519	5136520	5136730
	22-1/2	5136640	5136641	5136642	5136643	5136644
1 1/2	90	5121848	5121015	5121100	5121076	5121102
	45	5121037	5163533	5136533	5136534	5136840
	30	5136535	5136536	5136538	5136539	5136740
	22-1/2	5136650	5136651	5136652	5136653	5136654
2	90	5121099	5121019	5121021	5121075	5121086
	45	5136551	5121101	5121098	5121093	5136850
	30	5136553	5136554	5121094	5136556	5136750
	22-1/2	5136660	5136661	5136662	5136663	5123728
2 1/2	90	5121027	5121028	5121016	5121030	5136960
	45	5136561	5121943	5121150	5136563	5136860
	30	5121064	5136564	5136566	5136567	5136760
	22-1/2	5136670	5136671	5136672	5136673	5136674
3	90	5121079	5121020	5121081	5121082	5136970
	45	5121032	5121014	5121077	5121078	5136810
	30	5136572	5136573	5136575	5136576	5136770
	22-1/2	5136680	5136681	5121039	5136682	5136683
4	90		5121022	5121023	5121024	5121085
	45		5121089	5119821	5121091	5121122
	30		5136582	5121114	5121123	5136775
	22-1/2		5121869	5121870	5121872	5136686
5	90			5121083	5121025	5121017
	45			5119820	5121948	5136880
	30			5136587	5121115	5136780
	22-1/2			5121871	5136690	5136691
6	90			5121073	5121026	5121087
	45			5121072	5119830	5121117
	30			5136595	5136596	5136735
	22-1/2			5136695	5136696	5121118

Note: (1) Orders for special radius elbows are non-cancelable and non-returnable.
 (2) Larger radius available on request.
 (3) Other degree bends available on request.

Allows repair of damaged conduit in existing installations. No cutting and splicing of cables saves time and money.



Sch 40 Split Duct - 10' length

PART NO.	SIZE	O.D.	STD. PKG.	UPC-ITF 3 00 88700	PKG. WT.
A52CAZS	2	2.375	700	01066 7	598.02
A52CEZS	2-1/2	3.068	460	03626 1	622.68
A52DAZS	3	3.500	600	03627 8	1,036.09
A52DEZS	3-1/2	4.192	290	03628 5	597.40
A52EAZS	4	4.500	290	01067 4	704.12
A52FAZS	5	5.563	230	01068 1	736.00
A52GAZS	6	6.625	130	01069 8	547.69

RUS Listed

Sch 80 Split Duct - 10' length

PART NO.	SIZE	O.D.	STD. PKG.	UPC-ITF 3 00 88700	PKG. WT.
A53CAZS	2	2.569	700	03629 2	822.53
A53EAZS	4	4.691	290	03630 8	977.30

RUS Listed

Type C Telephone Split Duct - 10' length

PART NO.	SIZE	O.D.	STD. PKG.	UPC-ITF 3 00 88700	PKG. WT.
A94EAZS	4	4.545	320	03631 5	489.60

RUS Listed

Sch 40 Split Elbow (Fabricated)



PART NO.	SIZE (in.)	SEGMENT	RADIUS (in.)	UPC-ITF 3 00 88700	PKG. WT.
5133815S	2	45°	24	03992 7	1.40
5133778S	2	45	36	04097 8	2.10
5133779S	3	45°	36	03993 4	4.70
5133798S	2	45°	48	03994 1	2.70
5133781S	3	45°	48	03995 8	6.10
5133808S	2	45°	60	03996 5	3.20
5134006S	3	45°	60	03997 2	7.20
5133946S	4	45°	60	03985 9	10.90
5134012S	4	22-1/2°	60	03984 2	5.80
5133966S	2	11-1/4°	60	03998 9	1.00
5134083S	3	11-1/4°	60	03999 6	3.60
5134157S	4	11-1/4°	60	03983 5	5.10

Sch 40 Split Sleeve Coupling (Fabricated)



PART NO.	SIZE	STD. PKG.	UPC-ITF 3 00 88700	PKG. WT.
6141684	2	20	01070	3.12
6141690	4	15	01071	12.62
6141692	5	8	01075	10.50
6141693	6	4	01076	8.80

EB - DB Duct Split Sleeve Coupling (Fabricated)



PART NO.	SIZE	STD. PKG.	UPC-ITF 3 00 88700	PKG. WT.
6151783	2	20	04137 1	3.36
6151785	4	15	02636 1	15.00
6151786	5	8	04136 4	11.68
6151787	6	4	04139 5	11.76

Suggested Installation Instructions

1. Position one 10' section beneath the cable.
2. Cut another section in half, align with end of 10' section over the cable and snap into place.
3. Apply strap approximately 1' from each end of the 5' section.
4. Butt another 10' section tightly to the end of the 5' section over the cable, snap the sections together and apply a length of tape around both sections covering the butted joint.
5. Apply another strap approximately 1' beyond the taped joint.
6. Butt another 10' section tightly to the end of the 10' section under the cable. Tape the joint and apply a strap approximately 1' on both sides of the joint.
7. Repeat procedure for length of project.

TC-6 Coupling with Center Stop (Fabricated)



PART NO.	SIZE	STD. PKG.	UPC-ITF 3 00 88700	PKG. WT.
6121617	1-1/2	30	53936 6	5.50
6121628	2	20	53941 0	4.71
6121630	3	25	53942 7	13.12
6121632	4	15	53944 1	13.28
6121633	5	8	53945 8	11.23
6121634	6	4	53946 5	8.40

TC-6 Coupling with Center Stop (Molded)



PART NO.	SIZE	STD. PKG.	UPC-ITF 3 00 88700	PKG. WT.
6121636	2	50	54789 7	4.68
6121637	3	25	54790 3	13.12
6121638	4	20	54791 0	9.27
6121639	5	8	54792 7	5.56
6121640	6	8	54793 4	7.55

TC-6 Longline Sleeve Coupling (Fabricated)



PART NO.	SIZE	STD. PKG.	UPC-ITF 3 00 88700	PKG. WT.
6121622	1-1/2	30	54788 0	8.05
6121623	2	20	53937 3	4.93
6121625	3	25	53938 0	13.17
6121626	4	15	53939 7	13.28
6121627	5	8	53940 3	9.89
6121635	6	4	53947 2	5.73

Sch 40 Longline Coupling with Center Stop (Molded)



PART NO.	SIZE	STD. PKG.	UPC-ITF 3 00 88700	PKG. WT.
6202000	2	20	53986 1	6.37
6202002	2-1/2	25	02372 8	11.63
6202005	3	25	53987 8	17.35
6202010	4	15	53988 5	22.43
6202016	6	4	02056 7	10.00

Female Adapters



PART NO.	SIZE	STD. PKG.	UPC-ITF 3 00 88700	PKG. WT.
5140047	1-1/2	30	56749 9	3.64
5140048	2	40	56750 5	6.75
6141629	2 1/2	20	56734 5	7.51
5140050	3	40	52773 8	19.41
5140052	4	20	52775 2	17.04
5140053	5	10	52776 9	14.34
5140054	6	8	52777 6	16.94

Terminal Adapters



PART NO.	SIZE	STD. PKG.	UPC-ITF 3 00 88700	PKG. WT.
5140107	1-1/2	30	56740 6	2.95
5140108	2	40	56741 3	5.64
5140109	2 1/2	20	56742 0	5.56
5140110	3	40	56864 9	16.09
5140112	4	20	52780 6	12.73
5140113	5	10	52781 3	15.31
5140114	6	8	52782 0	12.54

Conduit Fittings for Type EB & DB Duct

5° Coupling Bell to Plain End



PART NO.	SIZE	STD. PKG.	UPC-ITF 3 00 88700	PKG. WT.
6151447	1-1/2	25	53962 5	4.68
6151448	2	20	53963 2	4.71
6151450	3	25	53964 9	13.12
6151452	4	15	53965 6	13.28
6151454	5	8	53966 3	11.23
6151456	6	4	54740 8	8.40

5° Coupling Bell to Plain End Schedule 40 (Molded)



PART NO.	SIZE	STD. PKG.	UPC-ITF 3 00 88700	PKG. WT.
6141530	3	25	53949 6	12.53
6141531	4	25	53950 2	24.95

5° Coupling Bell to Bell



PART NO.	SIZE	STD. PKG.	UPC-ITF 3 00 88700	PKG. WT.
6151462	1-1/2	25	53972 4	4.18
6151457	2	20	53967 0	4.71
6151458	3	25	53968 7	13.12
6151459	4	15	53969 4	13.28
6151460	5	8	53970 0	10.64
6151461	6	4	53971 7	7.81

TC6 Swedged Reducer Bell to Plain End (Fabricated)



PART NO.	SIZE	STD. PKG.	UPC-ITF 3 00 88700	PKG. WT.
5142210	3 x 2	25	02671 2	6.25
5142211	5 x 4	8	02172 4	8.00
5142209	6 x 5	4	02171 7	8.00

TC6 Swedged Reducer Bell to Bell End (Fabricated)



PART NO.	SIZE	STD. PKG.	UPC-ITF 3 00 88700	PKG. WT.
5142212	4 x 3	15	02672 9	3.75

Sch 40 Swedged Reducer Bell to Plain End (Fabricated)



PART NO.	SIZE	STD. PKG.	UPC-ITF 3 00 88700	PKG. WT.
5142102	2-1/2 x 2	20	02665 1	20.00
5142104	3 x 2	25	03083 2	31.25
5142105	3 x 2-1/2	25	02666 8	9.38
5142109	4 x 3	15	02170 0	16.65
5142107	5 x 4	8	02377 3	17.20
5142203	6 x 5	4	02669 9	8.00

Stoppers



PART NO.	SIZE	STD. PKG.	UPC-ITF 3 00 88700	PKG. WT.
304C04B	4	50	54947 1	51.37
304D04B	4-1/8	50	54948 8	58.87
305C05B	5	28	54949 5	43.37
306C06B	6	12	54995 2	22.37

End Bells (Fabricated)



PART NO.	SIZE	STD. PKG.	UPC-ITF 3 00 88700	PKG. WT.
5124010	2	50	50953 6	11.77
5124012	3	50	50954 3	23.51
5124014	4	50	50955 0	43.34
5124015	5	25	50956 7	35.71
5124017	6	15	50957 4	23.04
5143987D	8	1	02143 4	5.14

TC-6 End Bells (Molded)



PART NO.	SIZE	STD. PKG.	UPC-ITF 3 00 88700	PKG. WT.
5144100	1	50	01233 3	2.30
5144101	1-1/2	50	01234 0	4.30
5144102	2	40	01235 7	3.60
5144104	3	50	01236 4	8.97
5144105	3-1/2	50	01272 2	13.42
5144106	4	50	01237 1	16.37
5144108	5	25	01238 8	12.62
5144110	6	15	01239 5	9.32

Poly Plugs



PART NO.	SIZE	STD. PKG.	UPC-ITF 3 00 88700	PKG. WT.
5315248	2	70	53854 3	5.30
5315250	3	70	53855 0	9.77
5315252	4	90	53856 7	18.55
5315253	5	45	53857 4	13.88
5315254	6	30	53858 1	9.56

Poly Plugs with Pulling Eye

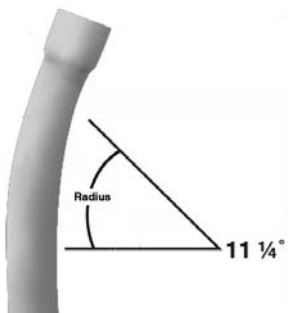
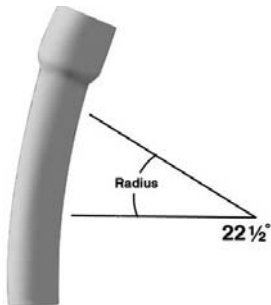
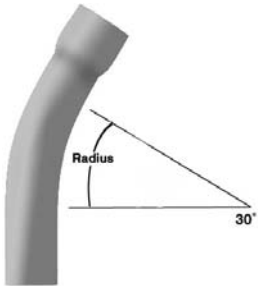
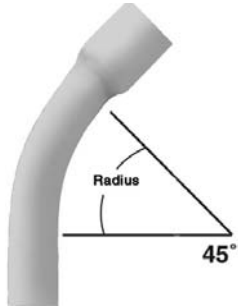
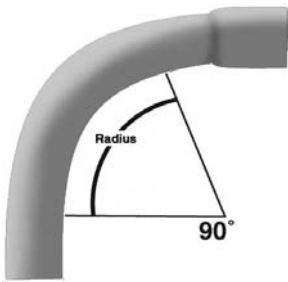


PART NO.	SIZE	STD. PKG.	UPC-ITF 3 00 88700	PKG. WT.
5315258	2	70	53859 8	5.68
5315260	3	45	53861 1	6.77
5315262	4	80	53862 8	16.66
5315263	5	45	53863 5	13.88
5315264	6	35	53864 2	10.93

Caps



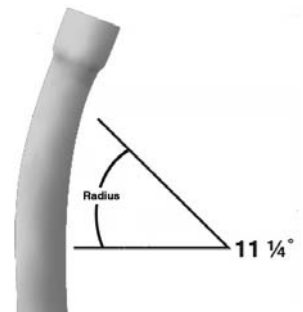
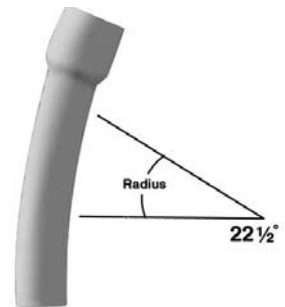
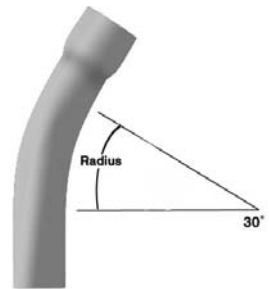
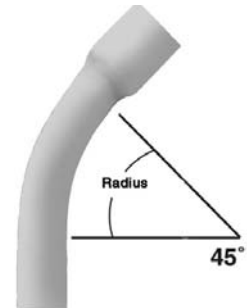
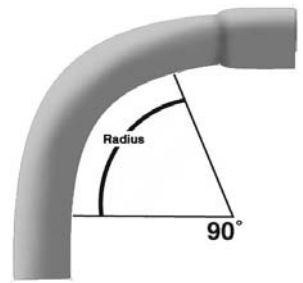
PART NO.	SIZE	STD. PKG.	UPC-ITF 3 00 88700	PKG. WT.
5140031	1/2	100	52761 5	2.95
5140032	3/4	100	52762 2	5.45
5140033	1	50	52763 9	4.00
5140034	1-1/4	25	52764 6	2.68
5140035	1-1/2	25	52765 3	3.68
5140037	2	50	52767 7	9.45
5140038	2-1/2	25	52768 4	8.93
5140039	3	25	52769 1	13.18
5140036	3-1/2	25	52766 0	17.17
5140040	4	25	52770 7	22.25
5140041	5	25	52771 4	26.15
5140042	6	10	52772 1	18.48



SIZE	DEGREE BEND	18" RADIUS	24" RADIUS	36" RADIUS	48" RADIUS	60" RADIUS
1 1/2	90	5123861	5125742	5123862	5123863	5125855
	45	5123787	5125815	5125736	5125850	5125851
	30	5123840	5125841	5125842	5125843	5125844
	22 1/2	5125830	5125831	5125832	5125833	5125834
	11-1/4	—	—	—	—	—
2	90	5123866	5123867	5123868	5123865	5123806
	45	5123766	5123767	5123768	5123769	5123960
	30	5123785	5123799	5123770	5123950	5123812
	22-1/2	5123940	5123744	5123800	5123811	5123728
	11 1/4	—	5123707	5123938	—	—
3	90	5123870	5123871	5123872	5123869	5123810
	45	5123803	5123771	5123772	5123745	5123818
	30	5123757	5123802	5123759	5123951	5123952
	22-1/2	5123945	5123801	5123755	5123946	5123947
	11 1/4	—	5123711	5123704	—	—
4	90	5123874	5123875	5123876	5123877	5123878
	45	5123807	5123775	5123776	5123779	5123748
	30	—	5123712	5123760	5123919	5123764
	22-1/2	5123740	5123753	5123750	5123738	5123735
	11-1/4	—	5123700	5123720	5123937	5123719
5	90	—	5123879	5123880	5123881	5123899
	45	—	5123789	5123780	5123781	5123782
	30	—	—	5123761	5123959	5123746
	22-1/2	—	—	5123751	5123739	5123736
	11-1/4	—	5123729	5123724	5123722	5123727
6	90	—	—	5123884	5123894	5123895
	45	—	—	5123784	5123796	5123794
	30	—	—	5123918	5123920	5123921
	22-1/2	—	—	5123730	5123931	5123732
	11-1/4	—	—	5123725	5123932	—

Note: (1) Orders for special radius elbows are noncancelable and nonreturnable.
 (2) Elbows belled one end.
 (3) Other degree bends available on request.

SIZE	BEND DEGREE	PART NUMBER				
		18" RADIUS	24" RADIUS	36" RADIUS	48" RADIUS	60" RADIUS
2	90	5125862	5125881	5125869	5125740	5125859
	45	5125746	5125767	5125879	5125769	--
	30	5125751	--	5125752	--	--
	22 1/2	--	5125763	5125768	--	--
	11 1/4	--	5125756	5125771	--	--
3	90	5125870	5125871	5125872	5125741	5125873
	45	5125747	5125774	5125772	5125737	5125748
	30	--	--	5125754	--	--
	22 1/2	--	5125805	5125773	--	--
	11 1/4	--	--	5125731	--	5125777
4	90	5125874	5125875	5125876	5125877	5125878
	45	--	5125753	5125776	5125744	5125738
	30	--	--	5125761	5125762	5125819
	22 1/2	5125945	5125794	5125750	5125733	5125735
	11 1/4	--	--	5125808	5125821	5125822
5	90	--	5125898	5125880	5125901	5125899
	45	--	--	5125781	5125783	5125782
	30	--	5125818	5125792	--	5125803
	22 1/2	--	5125801	5125779	5125780	5125809
	11 1/4	--	--	5125936	5125944	--
6	90	--	--	5125884	5125885	5125895
	45	--	--	5125784	5125796	5125795
	30	--	--	--	5125813	5125816
	22 1/2	--	--	5125812	5125931	5125732
	11 1/4	--	--	5125937	--	5125930



- Note:**
- (1) Orders for special radius elbows are noncancelable and nonreturnable.
 - (2) Elbows belled one end.
 - (3) Larger radius available on request.
 - (4) Other degree bends available on request.

Fabricated Expansion Joint (Meter Riser)

PART NO.	SIZE	DESCRIPTION	STD. PKG.	UPC-ITF 3 00 88700	PKG. WT.
5144028	2	Exp Cplg w/Terminal Adapter	10	03368 0	19.40
5144030	2-1/2	Exp Cplg w/Terminal Adapter	18	04201 9	69.55
5144043	3	Exp Cplg w/Terminal Adapter	6	02384 1	20.82

- Note:**
- (1) Overall length 28"
 - (2) Assembled from UL listed materials.
 - (3) Other sizes available upon request.



Service Risers

CANTEX PVC Schedule 40 and 80 Service Risers provide permanent protection for underground services where they emerge from the ground to enter structures or enclosures.

Formed from UL Listed CANTEX PVC Schedule 40 and 80 Conduit, these risers are resistant to impact, will not corrode, and eliminate shock hazards.

Their use assures compliance with Article 300-5 of the National Electrical Code.

INCLUDES TERMINAL (MALE) ADAPTER CEMENTED AT TOP END.

7' Lengths.

Rated for 90°C Cable.

Schedule 40

PART NO.	SIZE	STD. PKG.	UPC-ITF 3 00 88700	PKG. WT.
5133726	2	140	51805 7	698.46
5133728	2-1/2	135	51807 1	1075.28
5133730	3	81	51809 5	933.04
5136008	4	51	51804 0	839.36

Schedule 80

PART NO.	SIZE	STD. PKG.	UPC-ITF 3 00 88700	PKG. WT.
5133729	2	140	51808 8	952.28
5133727	2-1/2	135	51806 4	1407.92
5133731	3	81	51810 1	1249.99
5133732	4	51	51811 8	1152.80

- Note:**
- (1) Overall length 7' (84").
 - (2) 2" size is stocking item.
 - (3) Assembled from UL listed materials.
 - (4) Other sizes available upon request.



CANTEX PVC Schedule 40 and DB 120 Service Risers with a 45° bend provide permanent protection for underground services where they emerge from the ground. The 45° bend eliminates the cost, time and labor to install a separate elbow. Formed from UL Listed CANTEX Schedule 40 and DB-120 conduit that are resistant to impact and UV light, their use assures compliance with Article 300-5 of the National Electrical Code.

Risers (Hockey Sticks)

PART NO.	SIZE	DESCRIPTION	STD. PKG.	UPC-ITF 3 00 88700	PKG. WT.
5283766	1	DB120 45°	1	03059 7	2.00
5283768	2	SCH40 45°	1	03060 3	2.00

CANTEX PVC Schedule 80 Service Risers with a 45° bend provide permanent protection for underground services where they emerge from the ground. The 45° bend eliminates the cost, time and labor to install a separate elbow. Formed from UL Listed CANTEX Schedule 80 conduit that are resistant to impact and UV light, their use assures compliance with Article 300-5 of the National Electrical Code.

Schedule 80

PART NO.	SIZE	DESCRIPTION	STD. PKG.	UPC-ITF 3 00 88700	PKG. WT.
5122030	2	45° X 24" Radius w/60" Riser	1	01671 3	5.14
5122035	2-1/2	45° X 24" Radius w/63.5" Riser	1	01674 4	7.91
5122032	3	45° X 24" Radius w/60" Riser	1	01673 7	11.12
5122039	4	45° X 24" Radius w/60" Riser	1	02751 1	16.13
5122037	2-1/2	45° X 24" Radius w/80" Riser	1	02749 8	10.47
5122033	3	45° X 24" Radius w/80" Riser	1	02746 7	14.79
5122038	4	45° X 24" Radius w/80" Riser	1	02750 4	16.13

CANTEX® EZ GUARD®



AVOID UNNECESSARY POWER OUTAGES

Wildlife is a major cause of power interruptions that cost utility companies many extra manhours for emergency repairs and equipment replacement. These power outages can be prevented by installing the CANTEX EZ GUARD®. The EZ GUARD® covers the energized bushing of the line devices, protecting it from the curious critters.

The EZ GUARD® is certified for 25 KV use per IEEE Test 1656 and is UV resistant. The unique hinge and locking design make installation a snap and the guard is re-useable.

For more information, contact your
CANTEX Sales Representative.



Part Number	Carton Qty.	Carton Weight	UPC-ITF
EZGUARD	20	8.572 lbs.	30088700958778

CANTEX INC. 301 Commerce Suite 2700 Fort Worth, Texas 76102 817-215-7000 Fax: 817-215-7001 www.cantexinc.com

Vertical and Horizontal Interlocking

Intermediate Spacers



PIPE SIZE	SEPARATION											
	1"			1 1/2"			2"			3"		
	PART NO.	STD. PKG.	PKG. WT.	PART NO.	STD. PKG.	PKG. WT.	PART NO.	STD. PKG.	PKG. WT.	PART NO.	STD. PKG.	PKG. WT.
2				5336000	120	18	5336018	100	16	5336032	80	16
3				5336016	100	17	5336020	80	15	5336031	60	14
4	5336017	70	12	5336021	60	14	5336019	60	13	5336024	50	13
5				5336028	50	12	5336029	50	13	5336030	30	10
6				5336038	50	13	5336050	40	11	5336041	30	10



Base Spacers

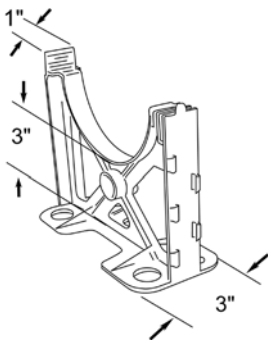
PIPE SIZE	SEPARATION											
	1"			1 1/2"			2"			3"		
	PART NO.	STD. PKG.	PKG. WT.	PART NO.	STD. PKG.	PKG. WT.	PART NO.	STD. PKG.	PKG. WT.	PART NO.	STD. PKG.	PKG. WT.
2				5335961	100	15	5335977	100	15	5335979	100	18
3				5335963	90	15	5335964	80	14	5335975	60	12
4	5335971	70	12	5335968	50	10	5335967	50	11	5335969	60	13
5				5335980	50	12	5335976	60	14	5335978	50	13
6				5336039	50	16	5336051	50	13	5336040	40	12

Vertical and Horizontal Interlocking

For completely enclosed and locked-in duct banks

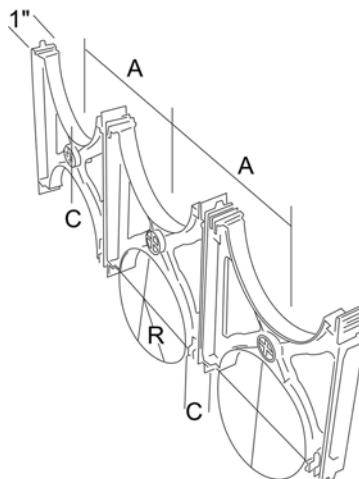
- They snap together vertically for fast, secure field assembly.
- Only two components, base and intermediate, are needed. Banding is not necessary.
- With the Vertical-Lock spacer, ducts are accurately separated. Spacers lock firmly together, preventing separation while workman walk atop the bank.
- Alignment of the duct bank sections is relatively easy with this completely locked-in construction.
- To prevent the top tier from floating during encased burial, it is suggested that an intermediate spacer be used as a cap.
- Used in both EB and DB installations.
- Vertical and horizontal interlocking permits building a strong, locked-in duct bank. A wide baseplate provides solid support for heaviest loads.

Intermediate and Base Spacer Dimensions



NOMINAL SIZE	1" SEPARTATION			1-1/2" SEPARTATION			2" SEPARTATION			3" SEPARTATION		
	R	A	C	R	A	C	R	A	C	R	A	C
2"				1.2	4.0	1.5	1.2	4.5	2.0	1.2	5.5	3.0
3"				1.8	5.1	1.5	1.8	5.6	2.0	1.8	6.6	3.0
4"	2.3	5.6	1.0	2.3	6.1	1.5	2.3	6.6	2.0	2.3	7.6	3.0
5"				2.9	7.3	1.5	2.9	7.9	2.0	2.9	8.9	3.0
6"				3.3	8.2	1.5	3.4	8.7	2.0	3.4	9.8	3.0

Base Spacers provide a 3" separation between bottom row of ducts & trench floor, except for 4"x1", which is 1 3/4".



EZ BEND® Induction* Bender



EZ-2X Conduit 1/2" thru 2"

PART NO.	PKG. WT.
5133580	30

1610 Watts, 115 VAC
 Dimensions:
 27½"(L) x 6½" (W) x 8" (H)

* U.S. Patent Number: D347,231

EZ BEND® Infrared Benders



EZ-2 Conduit 1/2" thru 2"

PART NO.	PKG. WT.
5133683	19

1700 Watts, 115 VAC
 Dimensions: 27"(L) x 6¾" (W) x 7¾" (H)



EZ-4P Conduit 1/2" thru 4"

PART NO.	PKG. WT.
5133581	60

With "Powerdrive" and ARS-46 Adjustable Roller Stand. "Powerdrive" is motorized rotation of the PVC pipe.

2800 Watts, 120 VAC
 Dimensions: 56"(L) x 8½" (W) x 13" (H)



EZ-4 Conduit 1/2" thru 4"

PART NO.	PKG. WT.
5133582	50

Without Powerdrive
 2800 Watts, 120 VAC
 Dimensions: 56"(L) x 8½" (W) x 13" (H)

EZ BEND® Infrared Bender



PART NO.	PKG. WT.	PRICE EACH
5133684	92	2,212.82

EZ-6P Conduit 1/2" thru 6" with Powerdrive

Includes ARS-46 Adjustable Roller Stand. (ARS-46 is not pictured.) "Powerdrive" is motorized rotation of the PVC pipe.

6350 Watts, 230 VAC
Dimensions:
73"(L) x 11¾" (W) x 16½" (H)



PART NO.	PKG. WT.	PRICE EACH
5133689	80	1,764.08

EZ-6 Conduit 1/2" thru 6"

6300 Watts, 230 VAC
Dimensions:
73"(L) x 11¾" (W) x 16½" (H)

EZ BEND® Bending Plugs



PK-24 Small diameter kit 2" thru 4"
Includes 3 pairs of plugs and sleeves.
Comes in an organized carrying case.

Kit dimensions: 8" x 9 1/2" x 17"

PART NO.	PKG. WT.
5133687	6



PK-46 Large diameter kit 4" thru 6"
Includes 3 pairs of plugs and sleeves.
Comes in an organized carrying case.

Kit dimensions: 9 1/2" x 10 1/2" x 18"

PART NO.	PKG. WT.
5133686	9



PK-26 All diameter kit 2" thru 6"
Includes 5 pairs of plugs and sleeves.
Comes in an organized carrying case.

Kit dimensions: 9 1/2" x 10 1/2" x 18"

PART NO.	PKG. WT.
5133685	10

EZ FLEX[®] Electrical Nonmetallic Tubing

Meets specifications: NEMA TC-13 and NEC Article 331.

Suitable for use with 90°C conductors.

CANTEX EZ-FLEX ENT is a high performance lower cost alternative to electrical metallic tubing. Non-conductive and corrosion resistant.

EZ-FLEX not only costs less than metal tubing but installation time is dramatically reduced, saving expensive labor cost.

Corrugated design allows bending by hand, eliminating the necessity of bending equipment and special tools. Reduced inner surface area cuts down on drag so that wire pulling is accomplished easier and faster.

U.L. Listed EZ-FLEX is used in circuits of 600 volts or less. Minimum installation temperature is -4°F (-20°C) and maximum ambient temperature is 122°F (50°C). EZ-FLEX is made in electric blue color for easy identification.



Straight Length-10'

PART NO.	SIZE	PIECES PER PACK	FEET PER PACK	UPC-ITF 3 00 PKG88700	PACK WT.
A51AE11	1/2	360	3600	51001 3	432
A51AG11	3/4	400	4000	51021 1	560
A51BA11	1	240	2400	12008 3	408



Coils

PART NO.	SIZE	FEET PER COIL	FEET PER PKG	UPC-ITF 3 00 PKG88700	PKG WT.
A51AEB1	1/2	200	400	02024 6	48
A51AGA1	3/4	200	200	02026 0	28
A51BAA1	1	100	100	01616 4	17





Reels



PART NO.	SIZE	FEET PER REEL	UPC-ITF 3 00 PKG88700	PKG WT. (Weight of reel not included)
A51AEQ1	1/2	1500	51019 8	180
A51AEK1	1/2	5000	04226 2	600
A51AGJ1	3/4	1000	51038 9	140
A51BAJ1	1	1000	01625 6	170



Note: U.L. Listed longer lengths are available on request. 1/2" – 5000' and 3/4" – 3000'





REELS OF RED AND YELLOW EZ FLEX ARE AVAILABLE



Couplings		PART NO.	SIZE	STD. PKG.	UPC-ITF 3 00 88700	PKG. WT.
 		5163380	1/2	200	56716 1	9.20
		5163381	3/4	200	56717 8	16.40
		5163382	1	100	07110 1	14.40



Terminal Adapters Threaded		PART NO.	SIZE	STD. PKG.	UPC-ITF 3 00 88700	PKG. WT.
 		5163415	1/2	200	01209 8	0.40
		5163416	3/4	200	01210 4	0.40
		5163417	1	100	01211 1	0.40

Terminal Adapters Snap In		PART NO.	SIZE	STD. PKG.	UPC-ITF 3 00 88700	PKG. WT.
 		5163405	1/2	200	56718 5	0.40
		5163406	3/4	200	56719 2	0.40
		5163407	1	100	07210 8	0.40

Electrical Nonmetallic Slab Box

ENT Slab Box with Knockouts		PART NO.	KNOCKOUTS	STD. PKG.	UPC-ITF 3 0088700	PKG. WT.
 		ENS0507K	4 x 1/2" / 4 x 3/4"	25	04173 9	16.25
		ENS0500K	8 x 1/2"	25	04129 6	16.25

ENT Slab Box with Connectors		PART NO.	KNOCKOUTS	STD. PKG.	UPC-ITF 3 0088700	PKG. WT.
 		ENS0507C	4 x 1/2" / 4 x 3/4"	25	04130 2	16.25
		ENS0500C	8 x 1/2"	25	04131 9	16.25

ENT Stubby		PART NO.	STD. SIZE	UPC-ITF PKG.	PKG. 3 00 88700	WT.
 		EN050SBY	1/2"	150	04407 5	6.00
		EN075SBY	3/4"	150	04408 2	6.00
		EN100SBY	1"	200	04409 9	12.00



ENT Single Gang
18 Cubic Inch

Gray box with 3 Knockouts
for 1/2" and 3/4" ENT
4" x 2 1/4" x 3 1/16"

PART NO.	STD. PKG.	UPC-ITF	PKG. WT.
EN18SB	50	3 0088700 02541 8	6.28



ENT Two Gang
22.5 Cubic Inch

Gray box with 8 Knockouts
for 1/2" ENT
4" square - 1 1/2" deep

PART NO.	STD. PKG.	UPC-ITF	PKG. WT.
EN22DB	50	3 0088700 02543 2	6.28



ENT Two Gang Box
31.0 Cubic Inch

Gray box with 8 Knockouts
for 1/2" and 3/4" ENT
4" square - 2 1/8" deep

PART NO.	STD. PKG.	UPC-ITF	PKG. WT.
EN31DB	50	3 0088700 02542 5	14.15



ENT Ceiling Box
20.3 Cubic Inch

Black box with 8 Knockouts
for 1/2" and 3/4" ENT
4" Diameter 2 1/16" Depth

PART NO.	STD. PKG.	UPC-ITF	PKG. WT.
EN20CB	50	3 0088700 02546 3	8.35



NOTE: Not suitable for ceiling fan installation.



ENT Ceiling Box w/Bar Hanger
20.3 Cubic Inch

Black box with 6 Knockouts
for 1/2" and 3/4" ENT
4" Diameter 2 1/16" Depth
Bar adjust 14 1/4" to 22 1/2"
in length

PART NO.	STD. PKG.	UPC-ITF	PKG. WT.
EN20CH	25	3 0088700 02545 6	19.83



Enviro-Flex[®] Liquidtight Conduit

CANTEX

Liquidtight Non-metallic Flexible Conduit.

Conforms to NEC Article 351 and UL 1660.

Enviro-Flex gives complete environmental protection for exposed cable installations and is ideal for use with control and motor applications, machinery tools, moving machinery, console wire, transformer connections, outdoor lighting, air conditioning, heating systems and computer power distribution.

Enviro-Flex offers advantages compared to metal conduit:

• INSTALLATION



Enviro-Flex costs less to install. It is easy to cut with no jagged edges, is less than 1/2 the weight of metal and can utilize all existing liquidtight fittings.


• FLEXIBILITY



Enviro-Flex is more flexible and its smooth inner bore makes pulling wires easier than ever.



• SERVICE ENVIRONMENT



Enviro-Flex is waterproof, acid, oil, alkaline, and corrosion resistant. It is non-conductive, self-extinguishing, extremely resistant to crush, abrasion, and strain. UL listed for constant use at maximum 60°C (140°F) and for sunlight resistance.

	Coils	PART NO.	SIZE	FEET PER COIL	UPC-ITF 3 00 88700	WEIGHT PER COIL
			V06ADA1	3/8	100	15004 2
	V06AEA1	1/2	100	56805 2	13.60	
	V06AGA1	3/4	100	56806 9	16.50	
	V06BAA1	1	100	54746 0	25.9	
	V06BCN1	1 1/4	50	54749 1	16.75	
	V06BEN1	1-1/2	50	54750 7	22.30	
	V06CAN1	2	50	54751 4	30.85	

	Reels	PART NO.	SIZE	FEET PER COIL	UPC-ITF 3 00 88700	WEIGHT PER REEL
			V06AEJ1	1/2	1000	54743 9
	V06AGM1	3/4	700	54745 3	115.50	
	V06BAD1	1	400	54747 7	99.60	

	Straight Connectors	PART NO.	SIZE	FEET PER COIL	UPC-ITF 3 00 88700	WEIGHT PER COIL
			6441000	3/8	100	08545 0
	6441001	1/2	100	56722 2	6.40	
	6441002	3/4	50	56723 9	4.14	
	6441003	1	25	53989 2	3.15	
	6441004	1 1/4	25	01077 3	7.11	
	6441005	1-1/2	10	01078 0	3.11	
	6441006	2	10	01079 7	5.10	

	90° Angle Connectors	PART NO.	SIZE	FEET PER COIL	UPC-ITF 3 00 88700	WEIGHT PER COIL
			5441000	3/8	50	08425 5
	5441001	1/2	50	56720 8	4.90	
	5441002	3/4	50	56721 5	6.12	
	5441003	1	25	53915 1	5.10	
	5441004	1 1/4	25	01072 8	10.13	
	5441005	1-1/2	10	01073 5	5.14	
	5441006	2	10	01074 2	8.40	

	Flexible Elbows	PART NO.	SIZE	FEET PER COIL	UPC-ITF 3 00 88700	WEIGHT PER COIL
			6441101	1/2	370	95381 0
	6441102	3/4	370	95382 6	153.18	
	6441103	1	154	95385 8	111.03	

Conduit Cement No. 99



PART NO.	SIZE	STD. PKG.	UPC-ITF 3 00 88700	PKG. WT.
7210601	1/2 Pint	24	01019 3	14.28
7210602	Pint	12	00051 4	13.12
7210603	Quart	12	01018 6	25.32
7210605	Gallon	6	56954 7	49.24

Conduit Cement No. 99 Low VOC



PART NO.	SIZE	STD. PKG.	UPC-ITF 3 00 88700	PKG. WT.
7210611	1/2 Pint	24	01212 8	14.28
7210612	Pint	12	01213 5	13.12
7210613	Quart	12	01214 2	25.32
7210615	Gallon	6	01215 9	49.24

Conduit Cement Gray



PART NO.	SIZE	STD. PKG.	UPC-ITF 3 00 88700	PKG. WT.
7210502	Pint	12	01226 5	14.28
7210503	Quart	12	01227 1	13.12

Conduit Cement All Weather Fast-Dry



PART NO.	SIZE	STD. PKG.	UPC-ITF 3 00 88700	PKG. WT.
7210411	1/2 Pint	24	01580 8	13.90
7210412	Pint	12	01581 5	12.74
7210413	Quart	12	01582 2	24.58

Primer No. 10



PART NO.	SIZE	STD. PKG.	UPC-ITF 3 00 88700	PKG. WT.
7211301	1/2 Pint	24	54712 5	13.90
7211302	Pint	12	54713 2	12.74
7211303	Quart	12	54714 9	24.58
7211305	Gallon	6	54715 6	47.76

ESTIMATED SOLVENT REQUIREMENT PER 1,000 FEET: IN QUARTS

One Weld per 20 Feet

Pipe Size	1/2	3/4	1	1 1/4	1 1/2	2	2 1/2	3	4	5	6
Cement	1/2	1/2	1/2	1	1	1	1 1/2	1 1/2	2	2 1/2	4
Primer	1/2	1/2	1/2	1	1	1	1 1/2	1 1/2	2	2 1/2	4

Solvent Cement for EZ-FLEX ENT

ENT No. 50 CEMENT



PART NO.	SIZE	STD. PKG.	UPC-ITF 3 00 88700	PKG. WT.
7210402	Pint	12	01020 9	13.12
7210403	Quart	12	01021 6	13.12

Limited Warranty

The Seller, **CANTEX Inc.**, warrants its PVC plastic pipe, conduit, fittings, accessories, residential electrical boxes and solvents against defective workmanship and material for a period of one year from date of applicable invoice. Seller's liability hereunder, either for breach of warranty or for negligence, is expressly limited, at Seller's option, to:

A) Replacement at the agreed point of delivery, at no cost to the Purchaser, of any product found by the Seller to be defective or found not to conform to the applicable industry manufacturing standards, or

B) to refund or credit to the Purchaser of the purchase price of such products, provided that Seller is notified immediately upon the discovery of any claimed defect and that representative samples of the allegedly defective product are returned, transportation prepaid, to Seller, F.O.B. shipping point, at Seller's request. No claim under this Limited Warranty will be considered until the product and representative samplings thereof have been examined by Seller.

The above warranty constitutes the entire liability of the Seller. Seller shall not be liable for any incidental or consequential damages directly or indirectly arising or resulting from the sale, transportation, handling, installation or use of the products sold, nor for product losses, re-installation or labor costs.

THIS WARRANTY IS EXPRESSLY IN LIEU OF ANY OTHER WARRANTIES, EXPRESSED OR IMPLIED, INCLUDING ANY IMPLIED WARRANTY OF MERCHANTABILITY OR FITNESS FOR ANY PARTICULAR PURPOSE, AND OF ANY OTHER OBLIGATION OR LIABILITY ON THE PART OF THE SELLER.

Situations that void this Limited Warranty:

- 1. Excessive temperature combination during test of operation.**
- 2. Use of the product under conditions for which the product was not designed.**
- 3. Failure to adhere to Seller's General Instruction Sheets concerning the proper handling, installation and testing of the product. General Instruction Sheets are available on request; Call 817-215-7000.**
- 4. Use of non-suitable solvent cement. Suitable solvent cement shall be cement made in accordance with ASTM D 2564 and of the proper grade (viscosity) for the size of pipe being joined. CANTEX solvent cements meet these requirements.**

CANTEX

817-215-7000 • 301 Commerce Ste. 2700
Fort Worth, Texas 76102

941-967-4161 • 101 Gandy Road
Auburndale, Florida 33823

702-747-5010 • 130 Woodland Ave.
Reno, Nevada 89533

940-325-3344 • 2101 NE 1st St
Mineral Wells, Texas 76067

330-995-3665 • 11444 Chamberlin Rd. #1
Aurora, Ohio 44202

573-341-3000 • 2021 Industrial Park Blvd.
Rolla, Missouri 65401

928-681-3301 • 4045 Bonanza Drive
Kingman, Arizona 86401

Authorized Distributor Policy

1. BUYER'S ACCEPTANCE

No waiver, alteration, or modification of these conditions will be binding unless in writing signed by an authorized employee of CANTEX INC.

2. PAYMENT TERMS

All prices are F.O.B. shipping point with freight costs being collect, prepaid or allowed and do not include local, state or Federal taxes. Taxes are for the account of Buyer. Payment terms appear on the face of Buyer's invoice. All orders are subject to credit approval.

3. DELINQUENCY FEES

If any invoice or part thereof is not paid within 30 days of date of invoice, CANTEX will impose as Delinquency Fees a charge of one (1%) percent per month or the maximum applicable legal amount upon any overdue amount to offset CANTEX's anticipated damages including collection and accounting costs. Buyer agrees that the law of the State of Buyer's location will govern the construction and validity of this Contract and all other legal aspects of this sale.

4. CANCELLATION

Buyer may cancel prior to shipment subject to Delinquency Fees of the cost of labor, overhead and materials used plus ten (10%) percent of the sales price. Special orders may not be cancelled.

5. RETURNS

No material may be returned for credit without the Seller's written consent.

6. SHIPMENT/DELIVERY

CANTEX will ship common carrier or CANTEX truck. Buyer must file Claims for errors or breakage of product delivered by CANTEX trucks in writing to CANTEX within five (5) days of delivery. Errors or breakage of product delivered by common carrier are Buyer's responsibility. Buyer is responsible for prompt unloading of trucks and/or freight cars. If delivery of Products is delayed by Buyer more than 60 days, Buyer will pay CANTEX eighty (80%) percent of total cost of Products.

7. INSTALLATION

Supervision of installation not included unless specifically requested.

8. DELAY

CANTEX will not be responsible for any delay in performance due to acts of God, war, riots, embargoes, acts of civil or military authorities, fires, floods, accidents, quarantine restrictions, supplier conditions, strikes, differences with workmen, cessation of plant operations, delays in transportation, nuclear incident, shortage of cars, fuel, labor or materials, or any cause beyond the reasonable control of CANTEX.

9. COMPLIANCE

CANTEX states its intentions to comply with all Federal laws applicable to CANTEX's performance.

Terms and Conditions of Sale

- 1. Pricing:** Distributor pricing is in accordance with current company pricing policy. All pricing/delivery is contingent upon strikes, accidents, acts of God or other causes beyond our control.
- 2. Price Change:** CANTEX will endeavor to give distributors advance notice of price change but reserves the right to make changes with or without written notice.
- 3. Additions, Changes and Cancellations:** Addition of items or a change in quantities already accepted will be at the discretion of CANTEX. Cancellation of any order after acceptance by CANTEX may result in a penalty charge, the amount of which will be determined by the status of that order at the time of cancellation.
- 4. Minimum Charges:** Minimum invoice value is \$100 net. Orders received below the minimum net value will be processed and billed the minimum charge of \$100 net.
- 5. Termination:** CANTEX may terminate an authorized distributor for good cause effective immediately upon written notice addressed to the authorized distributor's last known address. In the event of termination with or without pause, CANTEX shall honor all purchase orders given in good faith by the distributor prior to termination, provided CANTEX receives reasonable assurances of payment for such orders. After termination, a person or firm shall cease to advertise or represent that it is an authorized distributor of CANTEX.
- 6. CANTEX Terms:** Terms are 2% 10th prox, net 30. Freight allowed on single destination shipments of \$10,000 conduit only or combined conduit and accessories or \$1,000 net value for accessories and switch/outlet boxes or covers only. Shipments of less than the prepaid value are to be prepaid and the freight cost is added to the invoice.
- 7.** Stock orders will be in standard package quantities.
- 8.** CANTEX reserves the right to apply to the selling price any tax imposed by Law on the sale of the product.

Authorized Distributor Policy

Returned Goods Policy

1. Stock Inventory:

- A. Permission for such return of goods must first be obtained from CANTEX in writing. Such request must show CANTEX invoice number, date, quantity of items and CANTEX part number.
- B. Material to be returned must be new, unused, properly packaged and in resaleable condition. No credit will be issued for open or partially used packages.
- C. Request for return must be processed within 6 months from the date of purchase.
- D. The RGA will expire six (6) months from date of issue. If the material is received after that date, terms of the return must be renegotiated.
- E. Material must be received at the location indicated on the RGA or it will become null and void.
- F. Restocking charge is 25%.
- G. The distributor will prepay freight cost to return the product and the outbound freight will be deducted from the credit issued.

Our Philosophy

It is the intent of CANTEX Inc. to sell our PVC electrical conduit, accessory products and switch and outlet boxes primarily through distributors. We believe the distributors play a necessary and vital role in our company and that it is to our mutual advantage that CANTEX offers to its authorized distributors the most complete program possible.

CANTEX objective is to select and establish recognized electrical distributors to thoroughly cover each geographical area and each market segment that CANTEX serves.

Our goal is to be a significant and increasing profit contributor to each of our authorized CANTEX distributors.

In General

With the philosophy stated, CANTEX carries out the following steps to insure the competitiveness and full profitability of each of our authorized distributors.

- 1. CANTEX is constantly adding to its line of Electrical Conduit and accessories.
- 2. Our products are manufactured to the highest quality standards and meet or exceed all applicable standards.
- 3. CANTEX offers the following benefits to its distributors:
 - A. The best delivery in the industry.
 - B. Referred business.
 - C. Assortment privileges in total product line for quantity discount.
 - D. Fair pricing.
 - E. We will drop-ship prepaid orders at no extra charge.
- 4. CANTEX aids the sales efforts of our authorized distributors in the following manner:
 - A. Sales leads derived from national advertising and trade shows.
 - B. Conducting sales meetings for our distributors.
 - C. Have an in-place factory direct sales/service staff to assist you in your sales effort.
 - D. Literature and samples for promotional purposes.
- 5. We expect an authorized CANTEX distributor to:
 - A. Maintain CANTEX products in inventory.
 - B. Use best efforts and due diligence in the promotion and sale of CANTEX products.
 - C. Maintain their account on a current basis.
- 6. CANTEX reserves the right to quote special drop-ship requirements only through those distributors who maintain an acceptable inventory of CANTEX products.

CANTEX[®]

301 Commerce Ste. 2700
Fort Worth, Texas 76102
817-215-7000 Fax: 817-215-
7001
www.cantexinc.com