

Toggle AL series dimmer

Project Name:	Prepared By:
Project Number:	Date:
Catalog Number:	Type:



TAL06P1

Description

Single-pole & 3-way
 300W Dimmable LED, Dimmable Compact Fluorescent (CFL)
 600W/VA Incandescent (INC)/Halogen (HAL), Dimmable Fluorescent (FLR), Magnetic Low-Voltage (MLV), Electronic Low-Voltage (ELV)

Design features

- Preset feature allows user to return to previous light level when turning lights ON
- Integrated full-slide control for easy, precise operation
- Can be wired as single-pole or 3-way
- Device can be wired into either 3-way location (load side or line side)
- Neutral is not required for installation of device
- Adjustable low-level trim setting for optimal lamp compatibility
- Face plate is removable to allow for color changes
- Each package includes 3 colors
- Radio frequency interference filtering is standard on all models
- Electrostatic discharge protection
- Compatible with any traditional toggle wallplate
- Compatible with most dimmable LED and CFL lamps
- Adjustable rapid start feature ensures lamp start-up even at low dim levels

Table 1. Toggle AL series dimmer, back & side wire

Catalog no.	Description	Compatible lamp types	Rating		Color suffix
			Watt	V/AC	
□ TAL06P1-__	Toggle dimmer, AL series, single-pole/3-way preset, All-Load rated	Dimmable LED/CFL	300	120	C1, C2, C4, C5
		INC, HAL, FLR, MLV, ELV	600	120	C1, C2, C4, C5
□ TCK2-__	Color change faceplate for TAL06P	—	—	—	A, BK, GY, LA, V, W

Compliances, specifications and availability are subject to change without notice.



Powering Business Worldwide

Project Name:	Prepared By:
Project Number:	Date:
Catalog Number:	Type:

Applications

The AL series toggle dimmer offers a traditional toggle look with integrated full-range dimming for 300W dimmable LED and CFL as well as 600W incandescent, halogen, dimmable fluorescent, electronic low-voltage & magnetic low-voltage light sources. These units are ideal for residential and light commercial applications and are compatible with Eaton's Wiring Devices' traditional toggle style devices and wallplates. Preset units feature a preset "ON/OFF" switch that automatically returns controlled light(s) to a preset level without disturbing the brightness level. The device is designed for both single-pole (one location) and 3-way (multi-location) applications, and features an adjustable rapid-start setting which provides additional power for a brief time period to ensure lamp start-up at low dim settings.

Table 2. Specifications

Catalog no.	TAL06P1, TCK2 series
Device type	Toggle AL dimmer
Wiring type	Back & side wire
Testing & code compliance	<ul style="list-style-type: none"> cULus Listed to UL1472, file no. E47967 NOM Certified
Environmental specifications	Flammability: Meets UL 94 requirements; V2 rated Temperature rating: -20°C to 70°C (-4°F to 158°F)
Electrical specifications	Rating: 120V/AC 60 Hz Light intensity control: Full-range, continuously variable dimming Dimming performance: Solid State Dimming Radio frequency interference: Designed to reduce interference with radio, audio and video equipment Power-failure memory: Light returns to same level prior to power interruption Lamp ratings: 300W dimmable LED/CFL 600W incandescent, halogen, dimmable fluorescent, electronic low-voltage, magnetic low-voltage
Mechanical specifications	Wiring types: Single-pole & 3-way Voltage ratings: Permanently marked on device

Table 3. Materials

Catalog no.	TAL06P1, TCK2 series
Top housing	Polycarbonate
Bottom housing	Polycarbonate
Strap	Aluminum
Form factor	Decorator
Finish	Gloss

Table 4. De-rating chart - 600W models

Lamp type	1-gang	2-gang	3-gang +
LED/CFL	300W max.	300W max.	300W max.
INC, HAL, ELV	600W max.	600W max.	600W max.
MLV	600VA max.	600VA max.	600VA max.
FLR	See ballast performance data pages		

Table 5. Color ordering information

For ordering devices, include Cat. no. followed by the color code: A (Almond), BK (Black), GY (Gray) LA (Light Almond), V (Ivory), W (White)

A	BK	GY	LA	V	W
Almond	Black	Gray	Lt. Almond	Ivory	White

Color Kit Color Combinations and Ordering Suffixes (for select models):

A	W	V	LA	W	V	BK	W	V	BK	W	GY
C1 Color Kit			C2 Color Kit			C4 Color Kit			C5 Color Kit		
A (Almond), W (White), V (Ivory)			LA (Light Almond), W (White), V (Ivory)			BK (Black), W (White), V (Ivory)			BK (Black), W (White), GY (Gray)		

Project Name:	Prepared By:
Project Number:	Date:
Catalog Number:	Type:

Product dimensions

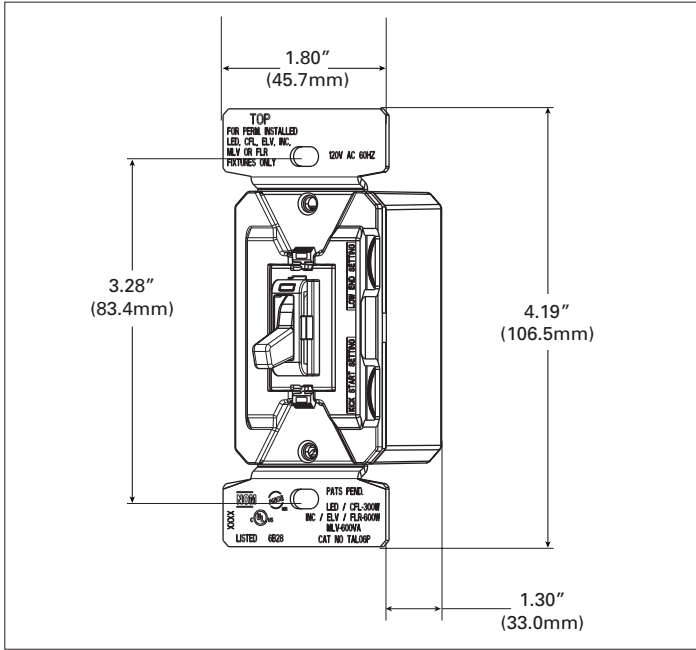
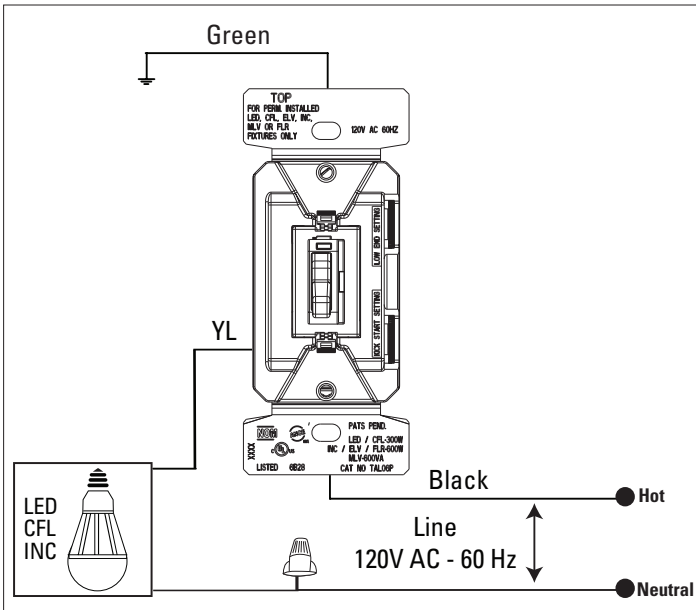


Figure 1. TAL06P1 line art with dimensions

Wiring diagrams

Single-pole wiring diagram

INC, HAL, LED/CFL, FLR, MLV, ELV



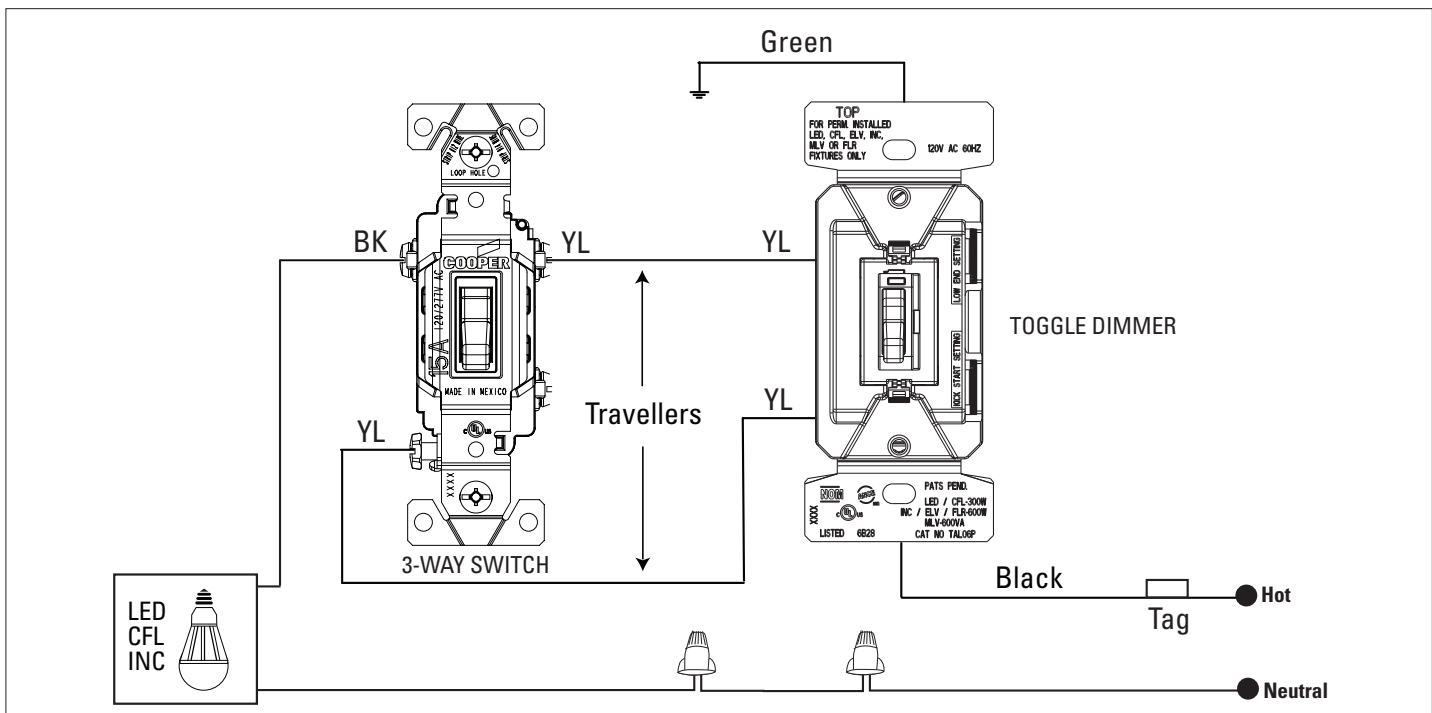
Note: Location of terminal screws are color-coded with "BK" or "YL"

Project Name:	Prepared By:
Project Number:	Date:
Catalog Number:	Type:

Table 6. Listed dimmable CFL bulb list

Make	Catalog number	Make	Catalog number
Ecosmart	ES5M814DIM	Neptune	24514-ADIM
	ES5M10123		32016-ADIM
	ES5R214DIM50K	Sylvania	CF5EL/B10/C/DIM/827
	ES5CCDF052		CF5EL/A15/DIM/827
	ES5R315DIM		CF5EL/DECO/DIM
Feit	BPESL15T/DM	CF24EL/TWIST/827/DIM	
	LBP13TC/DM	CF19EL/BR40/827/DIM	
	BPESL23T/DIM	CF15EL/BR30/DIM/827	
	ESL15R30/DM	CF14EL/TWIST/827/DIM	
	BPESL15R30/DM	CF14EL/R20/827/DIM	
GE	FLE15/2/DV/R30	TCP	40114
	FLE15HT3/2/DV/		40123
	FLE26/2/DV/R40		2R2014DIM
	FLE26HT3/2/DV/		2R3016DIM
Globe	CCFL R20		2R4019DIM
	CCFL VANITY		10123
	CCFL A-TYPE	8T03CL	
	CCFL PAR20	8T05CL	
Phillips	EL/ES DIM 20 Alto	8T08CL	
	EL/A R30 DIM 16W	8TC05F	
	EL/A R40 DIM 20W	8A08WH	
	EL/A PAR38 DIM 20W	8TF05F	
	EL/A R40 DIM 20W (150725)	2G2514DIM	
	EL/mdT DIM 20W		
	EL/Dt DIM 32W		
	EL/mdT DIM 15W		
	EL/A R30 DIM 16W (150417)		

**3-way single-pole wiring diagram
INC, HAL, LED/CFL, FLR, MLV, ELV**



Project Name:	Prepared By:
Project Number:	Date:
Catalog Number:	Type:

Table 7. Listed dimmable LED bulb list

Make	Catalog number	Make	Catalog number
Cooper Lighting	H455ICAT120D	Philips	EnduraLED 7A 2700 A19 Dimm (407956)
	H455RICAT120D		EnduraLED 11W 2700K PAR30S Dimmable (408096)
	ML706827		EnduraLED 11W 3000K PAR30S Dimmable (408104)
	ML706830		EnduraLED 11W 4200K PAR30S Dimmable (408112)
	ML706835		EnduraLED 11W 2700K PAR30L Dimmable (408120)
	ML706840		EnduraLED 11W 3000K PAR30L Dimmable (408138)
	ML709827ICAT120D		EnduraLED 11W 4200K PAR30S Dimmable (408146)
	ML709830ICAT120D		EnduraLED 11W 4200K PAR30S Dimmable (410134)
	ML709835ICAT120D		EnduraLED 11W 2700K PAR30L Dimmable (410142)
	ML709840ICAT120D		EnduraLED 16W 2700K 120V PAR38 Dimmable (408153)
	RL706830E26WBS		EnduraLED 16W 3000K 120V PAR38 Dimmable (408161)
	RL706830WBS		EnduraLED 16W 4200K 120V PAR38 Dimmable (408179)
Cree	BA19-08027OMF-12DE26-1U100	EnduraLED 6W 3000K R20 Dimm (408203)	
	BA21-160500MF-12DE26-1U110	423400 (9290002192 on bulb) with 2+ lamps	
	BBR30-06527FLF	423798 (9290002544 on bulb)	
	LR6	424382 (9290002268A on bulb)	
	LR6-DR650	425264 (9290002296A on bulb)	
	LR6-DR1000	432195 (9290002596 on bulb)	
	LE6	433227 (9290002707 on bulb)	
	CR6	433235 (9290002709 on bulb)	
	LR4E-15		
	LR4E-30		
Ecosmart (Home Depot)	ECO-575L ECS19WW120	Satco	S873X (PAR20)
	ECS20WWFL120		S874X, S877X (PAR30)
	ECS30WWFL120		S875X (PAR 38)
	ECS38WWFL120	Solaris	LR30/10/30/750
	ECS25WW120		LR30/25/30/750
Feit	BPAG1100DM/5K/LED	LR30LN/10/30/850	
	BPCEBR30/DM/LED	LR30LN/25/30/850	
	BPCEBR30/LED (not compatible with AAL06P)	LR38/10/30/1000	
	BPCEG25/LED/3	LR38/25/30/1000	
BPCEPAR38/930/LED	Sylvania	LED15PAR30LN/DIM/830/FL40	
G7 Power		G7BR301527D	LED15PAR30LN/DIM/830/NFL25
		HitLights/Dura	HL-LED_5WWW_GU10
Lighting Ever			200039 (not compatible with AAL06P)
		200055-WW-US	LED18PAR38/DIM/830/NFL25
		600026-WW-US	LED18PAR38/DIM/830/FL40
Lighting Science		DFN20NWFL120	LED18PAR38/DIM/827/NFL25
		DFN38NWFL120	LED8A/DIM/F/830
		DFN30NWFL120	LED8A/DIM/F/827
		DFN19NW120	LED8G25/DIM/F/830
		DFN25NWFL120	LED8G25/DIM/827
			LED8PAR20/DIM/830/NFL25
		LED8PAR20/DIM/830/FL36	
		LEDPAR20/DIM/827/NFL25	
		LEDPAR20/DIM/827/FL36	
		Triangle	55961

Project Name:	Prepared By:
Project Number:	Date:
Catalog Number:	Type:



Table 8. Maximum fluorescent lamp wattage



The following table lists the maximum number of Mark 10® or AmbiStar® ballasts that can be connected to a dimmer for single and multi-device installations in a wallbox.

Ballast cast#	Lamp type	# of lamps	Lamp watts	Max # of ballasts per dimmer for multigang		
				One gang	Two gang	Three gang
REB-2S26	CFQ26W/G24q	1	26	20	18	16
REB-2S26	CFQ26W/G24q	2	26	10	9	8
REB-2S26	CFTR32W/GX24q	1	32	15	14	12
REB-2S26	CFTR42W/GX24q	1	42	11	10	9
REZ-1Q18	CFQ18W/G24q	1	18	26	23	21
REZ-1Q18	CFTR18W/GX24q	1	18	26	23	21
REZ-2Q18	CFQ18W/G24q	2	18	13	11	10
REZ-2Q18	CFTR18W/GX24q	2	18	13	11	10
REZ-2Q26	CFQ26W/G24q	2	26	9	8	8
REZ-2Q26	CFTR26W/GX24q	2	26	9	8	8
REZ-1T42	CFQ26W/G24q	1	26	18	16	14
REZ-1T42	CFTR26W/GX24q	1	26	18	16	14
REZ-1T42	CFTR32W/GX24q	1	32	14	13	12
REZ-1T42	CFTR42W/GX24q	1	42	11	10	9
REZ-2T42	CFTR32W/GX24q	2	32	7	6	6
REZ-2T42	CFTR42W/GX24q	2	42	5	5	4
REZ-2T42	CFTR57W/GX24q	1	57	8	7	7
REZ-2T42	CFTR70W/GX24q	1	70	7	6	5
IEZ-2S24	FT24W/2G11	2	24/27	9	8	8
IEZ-2S24	F24T5/HO	2	24	9	8	8
REZ-1TTS40	FT36W/2G11	1	36/39	14	13	12
REZ-1TTS40	FT40W/2G11/RS	1	40	14	13	12
REZ-2TTS40	FT36W/2G12	2	36/40	7	6	6
REZ-2TTS40	FT40W/2G11/RS	2	41	6	6	5
REZ-154	F54T5/HO	1	54	8	8	7
REZ-154	FC12T5/HO	1	55	9	8	7
REZ-154	FT55W/2G11	1	55	9	8	7
REZ-2S54	F54T5/HO	2	54	4	4	3
REZ-2S54	FC12T5/HO	2	55	4	4	4
REZ-2S54	FT55W/2G12	2	55	4	4	4
REZ-132	F17T8, FBO16T8	1	17	23	21	19
REZ-132	F25T8, FBO24T8	1	25	18	16	14
REZ-132	F32T8, FBO31T8	1	32	16	14	13
REZ-2S32	F17T8, FBO16T9	2	17	14	13	12
REZ-2S32	F25T8, FBO24T9	2	25	10	9	8
REZ-2S32	F32T8, FBO31T9	2	32	8	7	6
REZ-3S32	F17T8, FBO16T10	3	17	10	9	8
REZ-3S32	F25T8, FBO24T10	3	25	7	6	5
REZ-3S32	F32T8, FBO31T10	3	32	5	4	4

Lutron Tu-Wire® ballast. The total of all line currents for the ballasts connected to the dimmer should be less than: 4-70A for one gang; 4-30A for two gang and 3-90A for three gang installations.

Certifications & compliances

Catalog No.		
TAL06P1	•	•
TCK2	•	•

KEY:  cULus  NOM

Electrical Sector
203 Cooper Circle
Peachtree City, GA 30269
United States
Eaton.com
Cooperwiringdevices.com

Electrical Sector
Canada Operations
5925 McLaughlin Road
Mississauga, Ontario, L5R 1B8
Canada
EatonCanada.ca
Cooperwiringdevices.com

Electrical Sector
Mexico Operations
Carr. Tlalnepantla -
Cuautitlán Km 17.8 s/n
Col. Villa Jardín esq.
Cerrada 8 de Mayo
Cuautitlán, México CP 54800
México
Eaton.mx
Cooperwiringdevices.com

Eaton
1000 Eaton Boulevard
Cleveland, OH 44122
United States
Eaton.com

© 2015 Eaton
All Rights Reserved
Printed in USA
Publication No. TD610015EN
July 2015

Eaton is a registered trademark.

All other trademarks are property
of their respective owners.