

# DELIVERY SYSTEMS

PRODUCT	PAGE
HUBBELL SYSTEMONE FLOOR BOXES . . . . .	Q4
HUBBELL SYSTEMONE SUB-PLATES . . . . .	Q6
RECESSED CONCRETE FLOOR BOXES . . . . .	Q7
UNLOADED RAISED ACCESS FLOOR BOXES AND FACE PLATES . . . . .	Q11
RESIDENTIAL FLUSH FLOOR BOXES FOR WOODEN FLOORS. . . . .	Q12
RESIDENTIAL NON-METALLIC FLOOR BOX FOR CONCRETE FLOORS . . . . .	Q13
FURNITURE AND WORK SURFACE CONNECTIVITY BOXES . . . . .	Q14
MULTI-CONNECT RECESSED WALL BOXES AND FLANGES . . . . .	Q17
RECESSED AV IN-WALL AND CEILING ENCLOSURES . . . . .	Q18
HUBBELL SYSTEMONE ONE-PIECE POKE-THROUGHS . . . . .	Q19
HUBBELL SYSTEMONE THROUGH FLOOR FITTINGS. . . . .	Q21
HUBBELL SYSTEMONE SUB-PLATES . . . . .	Q22
HUBBELL SYSTEMONE CONFIGURATION CHART . . . . .	Q23
2X2 FLUSH FRPT 3-INCH CORE HOLE UNITS . . . . .	Q24
FLUSH DUPLEX FRPT . . . . .	Q25
FLUSH FURNITURE FEED FRPT. . . . .	Q26
PAINTED PEDESTAL FRPT TWO-PIECE UNITS. . . . .	Q27
BRUSHED ALUMINUM PEDESTAL FRPT . . . . .	Q28
UNDER CABINET/COUNTER POWER DISTRIBUTION . . . . .	Q29
JLOAD® MULTIMEDIA OUTLET. . . . .	Q30
ALUMINUM SERVICE POLES . . . . .	Q31



### Non-Metallic

Non-corrosive plastic parallel conduit hubs reduce labor and material cost, facilitating easier wire pull.



### Cast Iron

Corrosion resistant for on-grade applications.



### Stamped Steel

Economical and light weight for above-grade applications.



### Stamped Steel AV

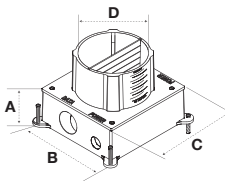
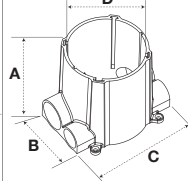




Accommodates high-capacity multimedia applications including an oversized 1½" N.P.T. threaded data hub.

- Designed to Accommodate Multi-Service Applications with the Wide Offering of Hubbell SystemOne Sub-Plates
- Common/Exchangeable Sub-Plates
- Cut Box After Pour for Final Leveling
- RoHS Compliant

### Specifications



- Minimum pour depth 3" (S1PFB) or 3½" (S1CFB, S1SFB, S1SFBV)
- Standard 1" power entry
- Approved for use in City of Chicago

Dimensions Inches (mm)	Cast Iron	Steel	Steel AV	Non-Metallic	
 <p><b>Metal</b></p>	 <p><b>Non-Metallic</b></p>	 <p><b>S1CFB*</b></p>	 <p><b>S1SFB*</b></p>	 <p><b>S1SFB*V</b></p>	 <p><b>S1PFB</b></p>
Min. Depth of Pour	3.50" (89)	3.50" (89)	3.50" (89)	3.00" (76)	
Adjustability	Fully	Fully	Fully	Fully	
Cubic Inch (cm <sup>3</sup> ) Capacity	156.0 cu. in. (2556 cm <sup>3</sup> )	175.7 cu. in. (2879 cm <sup>3</sup> )	177.5 cu. in. (2910 cm <sup>3</sup> )	100 cu. in. (1639 cm <sup>3</sup> )	
Dimensions – A	3.00" (76)	3.00" (76)	3.00" (76)	6.00" (152)	
Dimensions – B	7.26" (184)	7.50" (191)	7.50" (191)	5.58" (142)	
Dimensions – C	7.45" (189)	7.38" (187)	7.38" (187)	8.76" (222)	
Dimensions – D (Inside Diameter)	5.00" (127)	5.00" (127)	5.00" (127)	5.00" (127)	
Power Entries	1" N.P.T. Access Holes	¾", 1" Concentric KO	¾", 1" Concentric KO	1" Conduit Hub	
Data Entries	1½" N.P.T. Access Holes	¾", 1", 1¼" Concentric KO	1½" Threaded Hub (included)	1½" Conduit Hub	
Concrete Cover Included	✓	✓	✓	✓	
Closure Plugs Included	✓	–	✓	✓	
Reducers	–	–	–	✓ (see below)	
Accepts Hubbell SystemOne Universal Cover	✓	✓	✓	✓	
Cover Mounting Clips Included	✓	✓	✓	✓	
Non-Metallic Low Voltage Divider Included (S1DIV1)	✓	✓	✓	✓	

\*S1CFB, S1SFB, S1SFB\*V are approved for use in the City of Chicago.  
Note: UL File Number E92074  
CSA File Number LR18416

**S1PFB** reducers included: Qty (2) combo plug/reducers 1" to ¾"  
Qty (2) reducers 1½" to 1"  
Qty (2) reducers 1½" to ¾"  
Qty (2) plugs 1½"

## Hubbell SystemOne Universal Covers

Description	Catalog No.
Carpet	<b>S1CFCxx</b>
Tile	<b>S1TFCxx</b>

xx = Color: **AL** (Aluminum Finish), **BRS** (Brass Finish), **BL** (Black), **GY** (Gray) and **I** (Ivory).



## Floor Box Accessories

Description	Catalog No.
Abandonment plate, black	<b>S1AP4BL</b>
Abandonment plate, gray	<b>S1AP4GY</b>
Replacement side by side divider	<b>S1DIV1</b>
1½" threaded hub	<b>S1AVHUB15*</b>
Replacement universal cover mounting clips	<b>S1FBCLIP5PK</b>



\*For use with S1SFB\*V ONLY. Permits feed-through applications. S1SFB\*V floor box includes one (1) threaded hub.



Complies with UL514 A & C



### Common Theme

Same covers for both floor boxes and fire-rated poke-throughs.



### Universal Wiring

Hubbell 4x4: four 20 amp, 125 volt receptacles and four keystone openings for category rated applications.



### Low Profile

Flange meets ADA requirements; hinged doors open 180 degrees.



### Performance

Hubbell's modular sub-plate design allows users to economically upgrade Hubbell SystemOne fire-rated poke-throughs and floor boxes to accommodate future moves, adds and changes.

## HUBBELL Advantage

- Features ScrubShield® Technology that Exceeds UL 514 Scrub Water Exclusion Requirements
- The Universal Carpet or Tile Flange can be Used for Hubbell SystemOne Floor Boxes and Fire-Rated Poke-Throughs
- Locking Studs Allow Each Door to be Secured Independently
- RoHS Compliant

### Specifications



















- Five architectural finishes — brass, aluminum, black, grey and ivory
- Durable cast aluminum construction



Complies with UL514 A & C

# Hubbell SystemOne Sub-Plates

Description	Catalog No.	Description	Catalog No.	Description	Catalog No.
<b>Style Line® Decorator/GFCI</b> (2) Style Line® Decorator openings for power and/or datacom applications. ③ Non-Metallic ③.5 Metal	 <b>S1SP</b>	<b>Duplex/Duplex</b> (2) Duplex openings for power and/or datacom applications. ③ Non-Metallic ③.5 Metal	 <b>S1SPDU</b>	<b>Duplex/Style Line® Decorator</b> (1) Duplex and (1) Style Line® Decorator opening for power and/or datacom applications. ③ Non-Metallic ③.5 Metal	 <b>S1SPDUSL</b>
<b>Hubbell 4 X 4</b> (4) 20A, 125V receptacles. (4) Keystone openings for Hubbell jacks or flush AV connectors. Power can be wired as single or two circuit with isolated ground capability. Provided with 15 ft. wire leads <b>S1SP4X415</b> Provided with 30 ft. wire leads <b>S1SP4X430</b> ④	 <b>S1SP4X4</b>	<b>Carpet Furniture Feed Cover/Flange*</b> (1) 3/4" and (1) 1 1/2" N.P.T. access holes for power and/or datacom applications. Universal cover not required. Includes carpet flange. Aluminum Fin. <b>S1SPFFAL</b> Brass Fin. <b>S1SPFFBRS</b> Black <b>S1SPFFBL</b> Gray <b>S1SPFFGY</b> ③ Non-Metallic ③.5 Metal	 <b>S1SPFFAL</b> <b>S1SPFFBRS</b> <b>S1SPFFBL</b> <b>S1SPFFGY</b>	<b>Tile Furniture Feed Cover/Flange*</b> (1) 3/4" and (1) 1 1/2" N.P.T. access holes for power and/or datacom applications. Universal cover not required. Includes tile flange. Aluminum Fin. <b>S1SPFFTAL</b> Brass Fin. <b>S1SPFFTBRS</b> Black <b>S1SPFFTBL</b> Gray <b>S1SPFFTGY</b> ③ Non-Metallic ③.5 Metal	 <b>S1SPFFTAL</b> <b>S1SPFFTBRS</b> <b>S1SPFFTBL</b> <b>S1SPFFTGY</b>
<b>Single Receptacle + Data</b> Opening for 20 or 30A Twist-Lock® receptacle (1.56" OD) and (2) Keystone openings for Hubbell jacks or flush AV connectors. ④	 <b>S1SPTL</b>	<b>Hubbell DataCom + Power</b> (1) 20A, 125V receptacle and 3-unit recessed Hubbell iSTATION opening for data, voice, and AV applications. ⑤	 <b>S1SP3IM</b>	<b>Hubbell DataCom + Duplex</b> (1) Duplex opening, (2) flush Keystone openings and 1.5 unit recessed Hubbell iSTATION opening for data, voice and AV applications. ⑤	 <b>S1SPDU2IM</b>
<b>Hubbell DataCom + Style Line® Decorator</b> (1) Style Line® Decorator opening, (2) flush Keystone openings and 1.5 unit recessed Hubbell iSTATION opening for data, voice and AV applications. ⑤	 <b>S1SPSL2IM</b>	<b>Hubbell DataCom</b> 1 unit flush Hubbell iSTATION opening and 3-unit recessed Hubbell iSTATION opening for data, voice, and AV applications. ③.5	 <b>S1SP4IM</b>	<b>Active Multimedia + Power</b> Single 20A, 125V receptacle; (2) flush Keystone openings; (1) rectangular Style Line® Decorator opening to accommodate active multimedia modules or low voltage outlet frames. ⑤	 <b>S1SPAMM20</b>
<b>Extron® or FSR + Power</b> (1) 20A, 125V receptacle. Recessed opening for (3) single Extron® MAAP series adapter plates or FSR IPS plates. ④	 <b>S1SPEXT1</b>	<b>Extron® or FSR + Power</b> (1) 20A, 125V receptacle. Recessed opening for (1) single Extron® MAAP and (2) single AAP series adapter plates or FSR IPS plates. ④	 <b>S1SPEXT2</b>	<b>Extron® or FSR Single-Service</b> Recessed opening for (2) single Extron® MAAP and (2) single AAP series adapter plates or FSR IPS plates. ④.5	 <b>S1SPEXT3</b>
<b>Extron® AAP + Power</b> (1) 20A, 125V receptacle. (2) flush Keystone and recessed opening for (2) single Extron® AAP Series adapter plates. ④	 <b>S1SPEXT4</b>				

③ Signifies minimum depth of concrete pour in inches for Metal Floor Boxes (S1CFB, S1SFB and S1SFBV) and Non-Metallic Floor Box (S1PFB).  
Note: \*Furnished with two screw-in flexible metal conduit connectors.

## Sub-Plate Accessories

Replacement threaded conduit plugs

1 1/2" plug

**S1FP15xx**



S1FP15BL

3/4" plug

**S1FP34xx**



S1FP34BL

xx = Color: **AL** (Aluminum Finish), **BRS** (Brass Finish), **BL** (Black) and **GY** (Gray). See V30 for color chart.

\*Used with S1SPFFxx and S1SPFFTxx only. Sub-plate is supplied with plugs.

Extron® is a registered trademark of Extron Electronics.

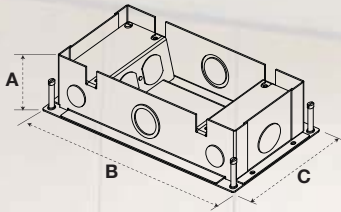


Complies with UL514 A & C




## Dimensions Inches (mm)

Style



## Stamped Steel

2-Gang



**3SFBS**

## Cast Iron

2-Gang



**3SFBC**

Min. Depth of Pour	3.00" (76)	3.00" (76)
Adjustability	Before pour	Before pour
Cubic Inch (cm <sup>3</sup> ) Capacity Per Chamber	22.4 cu. in. (367 cm <sup>3</sup> )	21.6 cu. in. (354 cm <sup>3</sup> )
Dimensions – A	2.88" (73)	3.00" (76)
Dimensions – B	12.20" (310)	12.88" (327)
Dimensions – C	5.52" (140)	6.00" (152)
Threaded Access Holes	–	Sides (2) 3/4", Ends (1) 1 1/4" Center Area (1) 1 1/4" (each side)
Knockouts	Sides (2) 3/4", Ends (1) 1" Center Area (1) Concentric 1", 1 1/4" (each side)	–
Concrete Cover Included	✓	✓
Closure Plugs Included	–	✓
Brackets Included	(1) 3SFBRP and (1) 3SFBTTP	(1) 3SFBRP and (1) 3SFBTTP

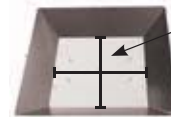
Note: UL File Number E31999. CSA File Number LR18416.

## Accessories

### On-Grade Barrier

The on-grade barrier is intended for use on installations at grade level. This accessory is installed prior to the concrete pour and provides a barrier between the soil. The on-grade barrier comes with leveling feet and anchor points.

### CFBOGPAN4



Pour Pan Dimensions:  
15.75 in. sq.  
4 in. depth

## Floor Box Covers with Carpet Recess

Reinforced non-metallic cover

### 3SFBCxxA

xx = Color: **BK** (Black), **BR** (Brown), **GY** (Gray) and **I** (Ivory).



3SFBCBBKA

## Brackets

### 3SFBRP



Duplex  
Knockout

### 3SFBDs



Style Line®  
Decorator Opening

### 3SFBS



Single Receptacle  
Opening  
(1.39" boss dia.)

### 3SFBB



Blank

### 3SFBTTP



Voice/Data  
(2) Jack Knockouts  
(.6" x .75")

### 3SFBiM



3-Unit iSTATION Opening  
(See Section C for  
module options)



Complies with UL514 A & C

### Dimensions Inches (mm)

Style	4-Gang Deep	4-Gang Shallow	8-Gang Deep	4-Gang Shallow
	<p><b>HBLCFB301BASE</b></p>	<p><b>HBLCFB401BASE</b></p>	<p><b>HBLCFB501BASE</b></p>	<p><b>HBLCFB401CB</b></p>
Min. Depth of Pour	4.25" (108)	3.00" (76)	5.25" (133)	3.25" (83)
Adjustability	Before pour	Before pour	Before pour	Before pour
Cubic Inch (cm <sup>3</sup> ) Capacity Per Chamber	29.5 cu. in. (483 cm <sup>3</sup> )	25.5 cu. in. (418 cm <sup>3</sup> )	49.5 cu. in. (811 cm <sup>3</sup> )	25.5 cu. in. (418 cm <sup>3</sup> )
Dimensions – A	4.0" (102)	2.63" (67)	5.13" (130)	3.13" (80)
Dimensions – B	10.0" (254)	10.0" (254)	10.0" (254)	10.0" (254)
Dimensions – C	10.0" (254)	10.0" (254)	10.0" (254)	10.0" (254)
Threaded Access Holes – Per Chamber	–	–	–	(2) 1"
Knockouts – Per Chamber	(1) Concentric 1/2", 3/4" (1) Concentric 3/4", 1" (1) 1 1/4"	(3) Concentric 1/2", 3/4"	(1) Concentric 1/2", 3/4" (1) Concentric 3/4", 1" (1) 1 1/4"	–
Concrete Cover Included	✓	✓	✓	✓
Closure Plugs Included	–	–	–	✓

Note: UL File Number E197203. CSA File Number LR702145.

### Floor Box Covers with Carpet Recess

Die cast metal cover and flange assembly

Granite **HBLTCGNTSW**

Black **HBLTCGNTBKS**



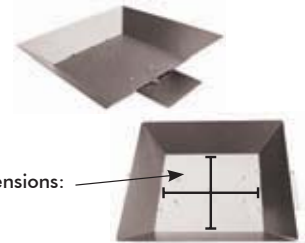
HBLTCGNTSW

### Accessories

#### On-Grade Barrier

The on-grade barrier is intended for use on installations at grade level. This accessory is installed prior to the concrete pour and provides a barrier between the soil. The on-grade barrier comes with leveling feet and anchor points.

#### CFBOGPAN4



Pour Pan Dimensions:  
15.75 in. sq.  
4 in. depth

### Hubbell Screw Type Face Plates\*\*

#### HBLST302Sxx



Duplex

#### HBLDE301Sxx



Style Line®  
Decorator

#### HBLTO310Sxx



Toggle

#### HBLTL318Sxx



Single Receptacle  
(1.56" Boss Dia.)

#### HBLTL319Sxx



Single Receptacle  
(1.39" Boss Dia.)

#### HBLBL300Sxx



Blank

#### HBLIMFSxx



3-Unit Hubbell iSTATION  
(See Section C for module options)

#### HBL317Sxx





Hubbell  
6-Port

\*\* xx = Color: **BK** (Black), **GY** (Gray), **I** (Ivory) and **WA** (White).



Complies with UL514 A & C

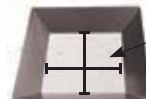
Dimensions Inches (mm)	Stamped Steel	Cast Iron
Style	 <b>LCFBSSA</b>	 <b>LCFBCA</b>
Min. Depth of Pour	3.50" (89)	3.65" (93)
Adjustability	Fully	Fully
Cubic Inch (cm <sup>3</sup> ) Capacity Per Chamber	(4) at 38.2 cu. in. (626 cm <sup>3</sup> ) (2) at 25.4 cu. in. (416 cm <sup>3</sup> )	(4) at 36.8 cu. in. (603 cm <sup>3</sup> ) (2) at 25.4 cu. in. (416 cm <sup>3</sup> )
Dimensions A	6.18" (157)	6.35" (161)
Dimensions B	12.95" (329)	13.11" (333)
Dimensions C	12.95" (329)	13.11" (333)
Threaded Access Holes Per Chamber	-	(1) 3/4" & (1) 1 1/4"
Knockouts Per Chamber	(1) Concentric 1", 1 1/4" & (1) 3/4"	-
Concrete Cover Included	✓	✓
Closure Plugs Included	-	✓
Cover Mounting Brackets Included*	✓	✓

Note: \*Replacements Mounting Brackets available, (1 pair) **LCFBBRACKET**. UL File Number E31999. CSA File Number LR18416.

**On-Grade Barrier**

Intended for use on installations at grade level. Installed prior to the concrete pour and provides a barrier between the soil. The on-grade barrier comes with leveling feet and anchor points.

**CFBOGPAN4**



Pour Pan Dimensions:  
15.75 in. sq.  
4 in. depth

**Floor Box Covers Recessed Floor Box Covers**

Smooth metallic cover, flange and cable doors; for carpet applications	Cover Dimensions 10.30" x 10.30"	<b>LCFBCxxTC</b>	
Metallic cover, flange and cable doors for carpet applications, carpet insert required	Cover Dimensions 10.30" x 10.30"	<b>LCFBCxxC</b>	
Smooth metallic cover and cable doors for tile applications	Cover Dimensions 8.31" x 7.70"	<b>LCFBCxxT</b>	
Reinforced non-metallic cover, flange and cable doors; for carpet applications, carpet insert required	Cover Dimensions 10.30" x 10.30"	<b>LCFBCxxA</b>	

**xx** = Color: **AL** (Aluminum Finish), **BRS** (Brass Finish), **BK** (Black) and **GY** (Gray). **\*\*** = Color: **BK** (Black), **BR** (Brown), **GY** (Gray) and **I** (Ivory).


**Face Plates**

**LCFBP8**



Duplex

**LCFBP26**




Style Line®  
Decorator Opening

**LCFBP720**



Single Receptacle  
(for 1.56" boss dia.)

**LCFBIM**



3-Unit Hubbell iSTATION  
(See Section C for module options)

**LCFBP14**



Blank



Complies with UL514 A & C



**Dimensions Inches (mm)      CFB7G Series      CFB11G Series**

Style	7-Gang		11-Gang	
	<b>CFB7G4</b>	<b>CFB7G6</b>	<b>CFB11G4</b>	<b>CFB11G6</b>
Min. Depth of Pour	4.08" (104)	6.08" (154)	4.08" (104)	6.08" (154)
Adjustability	Before Pour	Before Pour	Before Pour	Before Pour
Dimensions:				
A	4.08" (104)	6.08" (154)	4.08" (104)	6.08" (154)
B	10.0" (254)	10.0" (254)	13.5" (343)	13.5" (343)
C	12.2" (310)	12.2" (310)	12.2" (310)	12.2" (310)
Trade Size Knockouts:				
Sidewalls	(4) x 1", 1 1/4" Concentric	(4) x 1", 1 1/4", 1 1/2" Concentric	(4) x 1", 1 1/4" Concentric	(4) x 1", 1 1/4", 1 1/2" Concentric
Back	(3) x 1", 1 1/4", 1 1/2" Concentric; (1) x 2"	(3) x 1", 1 1/4", 1 1/2" Concentric; (1) 2"	(2) 3/4", 1" Concentric; (4) 1", 1 1/4", 1 1/2" Concentric, (1) 2"	(2) 3/4", 1" Concentric; (4) 1", 1 1/4", 1 1/2" Concentric, (1) 2"
Bottom	(4) x 1", 1 1/4", 1 1/2" Concentric	(4) x 1", 1 1/4", 1 1/2" Concentric	(5) 1", 1 1/4", 1 1/2" Concentric; (2) 3/4", 1" Concentric	(5) 1", 1 1/4", 1 1/2" Concentric; (2) 3/4", 1" Concentric
Side View Depth behind mounting plate	X: 1.01" Y: 2.41" Z: 3.51"	X: 2.37" Y: 3.77" Z: 3.65"	X: 1.02" Y: 2.42" Z: 3.50"	X: 2.37" Y: 3.81" Z: 3.72"
Accepts industry standard size wallplates (sold separately)	(1) 1-Gang (1) 2-Gang (1) 4-Gang	(1) 1-Gang (1) 2-Gang (1) 4-Gang	(2) 1-Gang (1) 3-Gang (1) 6-Gang	(2) 1-Gang (1) 3-Gang (1) 6-Gang
Interior Configuration				

Note: UL File Number E31999. CSA File Number LR18416.

### On-Grade Barrier

Intended for use on installations at grade level. Installed prior to the concrete pour and provides a barrier between the soil. The on-grade barrier comes with leveling feet and anchor points.

#### CFBOGPAN4



Pour Pan Dimensions:  
15.75 in. sq.  
4 in. depth

### Floor Box Covers      CFB7G Series      CFB11G Series

	CFB7G Series		CFB11G Series	
	Brass	Aluminum	Brass	Aluminum
Flange and cover; Beveled edge for carpet	1/4" Edging <b>CFB7CVRBRS</b> <b>CFB7CVRALU</b>		1/4" Edging <b>CFB11CVRBRS</b> <b>CFB11CVRALU</b>	
Flange and cover; Square edge for tile	1/2" Edging <b>CFB7TBRS</b> <b>CFB7TALU</b>		1/4" Edging <b>CFB11TBRS</b> <b>CFB11TALU</b>	

Note: Covers provide a recess for floor covering insert.



Complies with UL514 A & C

Dimensions Inches (mm)	Metallic Cover		Non-Metallic Cover		Metallic Cover
Style	4-Gang Deep	4-Gang Shallow	8-Gang Deep	4-Gang Deep	3-Gang Power and 1-Gang Low Voltage
Cover Color Black Gray	<b>AFB301BK*</b> <b>AFB301GNT*</b>	<b>AFB401BK*</b> <b>AFB401GNT*</b>	<b>AFB501BK*</b> <b>AFB501GNT*</b>	<b>HBLAFB101BK*</b> <b>HBLAFB101GNT*</b>	<b>AFB801BK†</b> <b>AFB801GNT†</b>
Max. Floor Thickness	2.75" (70)	1.88" (48)	3.75" (95)	2.00" (51)	2.62" (67)
Cubic Inch (cm <sup>3</sup> ) Capacity Per Gang	31.3 cu. in. (513 cm <sup>3</sup> )	25.3 cu. in. (414 cm <sup>3</sup> )	55.6 cu. in. (911 cm <sup>3</sup> )	(2) 22.5 cu. in. (369 cm <sup>3</sup> ) (2) 20.5 cu. in. (336 cm <sup>3</sup> )	(2) 17.1 cu. in. (280 cm <sup>3</sup> ) (1) 15.9 cu. in. (260 cm <sup>3</sup> )
Dimensions A	4.00" (102)	2.62" (67)	5.12" (130)	5.18" (132)	6.12" (155)
Dimensions B	10.00" (254)	10.00" (254)	10.00" (254)	9.00" (229)	–
Dimensions C	10.00" (254)	10.00" (254)	10.00" (254)	7.00" (178)	–
Cover Flange Dim.	12.00" x 12.00"	12.00" x 12.00"	12.00" x 12.00"	10.62" x 8.62"	10.0" Diameter
Knockouts: Sides	(1) 1/2", (2) 1/2" & 3/4", (4) 1 1/4" trade size	(1) 1/2", (6) 1/2" & 3/4" trade size	(1) 1/2", (2) 1/2" & 3/4", (4) 1 1/4" trade size	(4) 1/2" & (4) 3/4", (4) 3/4" & 1" trade size	(1) 1/2", (2) 3/4" & 1" trade size
Knockouts: Bottom	(4) 3/4" & 1" trade size	(4) 3/4" & 1" trade size	(4) 3/4" & 1" trade size	(4) 3/4" & 1" trade size	(3) 1/2" & 3/4" trade size
Cover and Flange Included (Carpet or Tile Application)	✓	✓	✓	✓	✓
Floor Tile Cut-Out	10.38" x 10.38"	10.38" x 10.38"	10.38" x 10.38"	9.00" x 7.00"	8.375" Diameter

### Replacement Metallic Cover and Flange

Description	Dimensions	Color	Catalog No.
Cover and flange	12"W x 12"L	Gray	<b>HBLTCGNT</b>
Cover and flange	12"W x 12"L	Black	<b>HBLTCGNTBK</b>



HBLTCGNT

### Replacement Non-Metallic Cover and Flange

Description	Dimensions	Color	Catalog No.
Cover and flange	7"W x 9"L	Gray	<b>HBLAFB101TCGNT*</b>
Cover and flange	7"W x 9"L	Black	<b>HBLAFB101TCBK*</b>



HBLAFB101TCGNT\*

Note: UL File Number E31999. CSA File Number LR702145.

- \* For City of Chicago approved versions, use following: HBLAFB301BASEC, HBLAFB401BASEC and HBLAFB501BASEC. Cover must be ordered separately (i.e., HBLTCGNT and HBLTCGNTBK). These versions do not include knockouts and meet construction requirements for CCEA-2000. AFB covers are reversible for both carpet recess and flush tile applications.
- \*Insert for flush tile applications included. Remove insert for carpet recess.
- † One faceplate required for data gang only. Cut-out for duplex receptacles included with AFB801.

### Hubbell Screw Type Face Plates

**HBLST302Sxx**



Duplex

**HBLDE301Sxx**



Style Line®  
Decorator

**HBLTO310Sxx**



Toggle

**HBLTL318Sxx**



Single Receptacle  
(1.56" Boss Dia.)

**HBLTL319Sxx**



Single Receptacle  
(1.39" Boss Dia.)

**HBLBL300Sxx**



Blank

**HBLIMFSxx**



3-Unit Hubbell iSTATION  
(See Section C for module options)

**HBL317Sxx**



Hubbell  
6-Port

xx = Color: **BK** (Black), **GY** (Gray), **I** (Ivory) and **WA** (White).

# Residential Flush Floor Boxes for Wooden Floors



- Recessed Receptacle Design  
Minimizes Plug Protrusion Allowing  
Furniture to be Located Over the Plug
- Pre-Assembled Flange and Cover for  
Fast Installation
- Cut Box After Pour for Height Adjustment
- RoHS Compliant

### Specifications



- UL Listed for scrub water
- 3/4" height adjustment after installation
- Metal construction box and cover
- 4 1/2" knockouts (500 series)

### Floor Boxes for Structural Wood Floors

Description	Material	Finish	Catalog No.	Material	Finish	Catalog No.
Decorator duplex receptacle floor box kit; includes steel box, flange and hinged door cover assembly with 15A 125V tamper-resistant duplex receptacle; designed for installation in wood floors; mounts to sub-floor or joists	Solid Brass	Clear Lacquer	<b>RF515BR</b>	Aluminum	Brass Plated	<b>RF515BP</b>
	Aluminum	Stainless Paint	<b>RF515SS</b>	Aluminum	Chrome Plated	<b>RF515CH</b>
	Aluminum	Almond Paint	<b>RF515AL</b>	Aluminum	Copper Plated	<b>RF515CU</b>
	Aluminum	Black Paint	<b>RF515BK</b>	Aluminum	Nickel Plated	<b>RF515NI</b>
	Aluminum	Chestnut Brown Paint	<b>RF515BN</b>			
Flange and hinged door cover assembly; includes tamper-resistant duplex receptacle; neoprene gaskets; for use with steel box RF500	Solid Brass	Clear Lacquer	<b>RF506BR</b>	Aluminum	Brass Plated	<b>RF506BP</b>
	Aluminum	Stainless Paint	<b>RF506SS</b>	Aluminum	Chrome Plated	<b>RF506CH</b>
	Aluminum	Almond Paint	<b>RF506AL</b>	Aluminum	Copper Plated	<b>RF506CU</b>
	Aluminum	Black Paint	<b>RF506BK</b>	Aluminum	Nickel Plated	<b>RF506NI</b>
	Aluminum	Chestnut Brown Paint	<b>RF506BN</b>			
Flush fit cover and door, same as above	Solid Brass	Clear Lacquer	<b>RF509BR</b>			
Adjustable floor box; 3 inch deep; three (3) 1/2 inch knockouts: one on bottom; one on each side; non-metallic sheathed cable clamps on each side				Steel	—	<b>RF500</b>



RF515BR



RF506BR



RF500



RF151R

### Drop-In Floor Box for Structural Wood Floors

Description	Material	Rating	Catalog No.
Drop-in floor box; mounts in 2.50 inch hole opening; includes solid brass cover; single 125V tamper-resistant receptacle; optional device mounts for two voice/data video ports; suitable for feed through circuitry; impact resistant box	Solid Brass	15 Amp	<b>RF151R</b>
	Solid Brass	20 Amp	<b>RF201R</b>

# Residential Non-Metallic Floor Box for Concrete Floors

**HUBBELL**  
**Advantage**

- Recessed Receptacle Design  
Minimizes Plug Protrusion  
Allowing Furniture to be  
Located Over the Plug
- Pre-Assembled Flange, Cover  
and Leveling Ring for  
Quick Installation
- Cut Box After Pour for  
Height Adjustment
- RoHS Compliant



### Specifications



- UL Listed for scrub water
- Single ordered service when used with low voltage divider
- 4" minimum concrete pour
- Parallel PVC hubs for 1" and 3/4" conduit

### Floor Box For Structural Concrete Floors

Description	Material	Color	Catalog No.
Flange and hinged door cover assembly; includes tamper-resistant duplex receptacle 15A 125V; gasket; floor leveling PVC ring; high impact and chemically resistant nylon; factory pre-assembled for easy drop-in installation	Solid Brass	–	<b>RF406BR</b>
	Thermoplastic	Almond	<b>RF406AL</b>
	Thermoplastic	Black	<b>RF406BK</b>
	Thermoplastic	Chestnut Brown	<b>RF406BN</b>
	Thermoplastic	Gray	<b>RF406GY</b>
Flush fit assembly, same as above	Solid Brass	–	<b>RF409BR</b>
Floor box with concrete protective cover; accepts 3/4 in. and 1 in. schedule 40 and schedule 80 PVC conduit; includes round box (4 7/8 in. dia. x 6.0 in. deep); four reducers; closure plugs; and concrete cover with locator flag	PVC	Gray	<b>RF400</b>
Hinged nylon replacement door cover; includes neoprene gasket to seal plug openings; replacement cover for RF406 series	Solid Brass	–	<b>RF407BR</b>
	Thermoplastic	Almond	<b>RF407AL</b>
	Thermoplastic	Black	<b>RF407BK</b>
	Thermoplastic	Chestnut Brown	<b>RF407BN</b>
	Thermoplastic	Gray	<b>RF407GY</b>
Low voltage divider; for use in PVC box RF400; when JLOAD® multimedia outlet is used	Thermoplastic	Gray	<b>RF408</b>



RF406BK



RF400



RF407BK



RF408

### Square Flush Mount Boxes

Description	Finish	Dimensions	Catalog No.
2-gang square flush mount box with cover	Black	6.5"L x 6.5"W x 3.75"H	<b>HBLSHA2</b>
2-gang square flush mount box with cover	Stainless Steel	6.5"L x 6.5"W x 3.75"H	<b>HBLSHA2BSS</b>



HBLSHA2

### Rectangular Flush Mount Boxes

Description	Finish	Dimensions	Catalog No.
2-gang rectangular flush mount with cover	Black	10.75"L x 4.06"W x 3.5"H	<b>HBLPHA2</b>
2-gang rectangular flush mount with cover	Stainless Steel	10.75"L x 4.06"W x 3.5"H	<b>HBLPHA2BSS</b>
4-gang rectangular flush mount with cover	Black	10.75"L x 6.5"W x 3.5"H	<b>HBLPHA4</b>
4-gang rectangular flush mount with cover	Stainless Steel	10.75"L x 6.5"W x 3.5"H	<b>HBLPHA4BSS</b>



HBLPHA2

### Surface Mount Boxes

Description	Finish	Dimensions	Catalog No.
2-gang surface mount box	Black	4.19"L x 4.81"W x 2.44"H	<b>HBLCON2</b>
3-gang surface mount box	Black	6.19"L x 4.81"W x 2.44"H	<b>HBLCON3</b>



HBLCON2

### Recessed Mount Boxes

Description	Finish	Dimensions	Catalog No.
4-gang recessed mount	Black	10.25"L x 7.0"W x 5.88"H	<b>HBLMIR2</b>
8-gang recessed mount	Black	31.0"L x 10.25"W x 5.88"H	<b>HBLMIR4</b>



HBLMIR2

### Under Desk Mount Boxes

Description	Finish	Dimensions	Catalog No.
2-gang under desk mount	Black	9.19"L x 3.0"W x 2.88"H	<b>HBLMAR2</b>
3-gang under desk mount	Black	13.69"L x 3.0"W x 2.88"H	<b>HBLMAR3</b>



HBLMAR2

### Hubbell – Screw Type Face Plates

**HBLST302SBK**    **HBLDE301SBK**    **HBLBL300SBK**    **HBLIMFSBK**    **HBL317SBK**



Duplex



Style Line®  
Decorator Opening



Blank



3-Unit Hubbell iSTATION  
(See Section C for  
module options)



Hubbell  
6-Port



### Low Voltage Only

Description	Dimensions	Catalog No.
Table top box; 2 inch diameter hole; (1) keystone opening; keystone modules sold separately	2.19" Diameter	<b>TTBKSxx</b>
Table top box; 2 inch diameter hole; (1) XLR microphone jack installed	2.19" Diameter	<b>TTBXLRxx</b>



TTBKSBK



TTBXLRBK

### Pre-Wired Dual-Service

Description	Dimensions	Catalog No.
Table top box; 3.5 inch diameter hole; (1) pre-wired 15A outlet with 9 foot power supply cord; (1) 3.5mm screw terminal audio jack; (1) 15-pin gender changer F/F; (2) keystone openings; keystone modules sold separately	3.88" Diameter	<b>TTBDS1xx</b>
Table top box; 3.5 inch diameter hole; (2) pre-wired 15A outlets with 9 foot power supply cord; (2) keystone openings; keystone modules sold separately	3.88" Diameter	<b>TTBDS2xx</b>



TTBDS1BK



TTBDS2BK

**xx** = Finish: **BK** (Black Anodized Aluminum), **AL** (Clear Anodized Aluminum) and **BR** (Solid Brass). See Section C for AV and datacom options.



## Square Lift-Up Style

Description	Finish	Dimensions	Catalog No.
Two (2) pre-wired 15A outlets with 6ft power supply cord; 1-Unit opening for Hubbell iSTATION modules. Unit rotates up when in use and down to conceal services when not in use.	Black Silver	5.75"L x 5.39"W x 4.25"H	<b>WSBC21UBK</b> <b>WSBC21USV</b>



WSBC21UBK

## Square Mini Lift-Up Style

Description	Finish	Dimensions	Catalog No.
One (1) pre-wired 15A outlet with 9ft power supply cord; one (1) RJ-45 jack installed with 6ft patch cord	Black Brushed Stainless Steel	3.7"L x 3.7"W x 2.93"H	<b>WSBA11BK</b> <b>WSBA11BSS</b>
Two (2) pre-wired 15A outlets with 9ft power supply cord (power only)	Black Brushed Stainless Steel	3.7"L x 3.7"W x 2.93"H	<b>WSBA2BK</b> <b>WSBA2BSS</b>



WSBA11BK

## Under Table Mount

Description	Finish	Dimensions	Catalog No.
Two (2) pre-wired 15A outlets with 9ft power supply cord; one (1) low voltage plate included with 1-unit opening for Hubbell iSTATION modules	Black	6.50"L x 1.75"W x 2.25"H	<b>WSBD21UBK</b>



WSBD21UBK

## Work Surface Mount

Description	Finish	Dimensions	Catalog No.
One (1) pre-wired 15A outlet with 9ft power supply cord; one (1) Hubbell keystone opening	Black Silver	3.57"L x 2.19"W x 2.50"H	<b>WSBE11BK</b> <b>WSBE11SV</b>
Two (2) pre-wired 15A outlets with 9ft power supply cord; two (2) Hubbell keystone openings	Black Silver	6.32"L x 2.19"W x 2.50"H	<b>WSBE22BK</b> <b>WSBE22SV</b>
Three (3) pre-wired 15A outlets with 9ft power supply cord; one (1) low voltage plate included with 1-unit opening for Hubbell iSTATION modules	Black Silver	8.25"L x 2.19"W x 2.50"H	<b>WSBE31UBK</b> <b>WSBE31USV</b>
Mounting bracket with thumb screw (optional)	–	–	<b>WSBECLAMP</b>



WSBE22SV

## Recessed Concealed Services

Description	Finish	Dimensions	Catalog No.
Two (2) pre-wired 15A outlets with 6ft power supply cord; one (1) low voltage plate included with 1-unit opening for Hubbell iSTATION modules; two (2) additional 1-unit openings provided in base of unit	Black Brushed Anod. Alum. Brushed Stainless Steel	8.98"L x 5.47"W x 2.97"H	<b>WSBB23UBK</b> <b>WSBB23UBAL</b> <b>WSBB23UBSS</b>
Four (4) pre-wired 15A outlets with 6ft power supply cord; two (2) 1-unit opening for Hubbell iSTATION modules provided in base of unit	Black Brushed Anod. Alum. Brushed Stainless Steel	8.98"L x 5.47"W x 2.97"H	<b>WSBB43UBK</b> <b>WSBB43UBAL</b> <b>WSBB43UBSS</b>
Empty enclosure with one (1) duplex opening, one (1) low voltage plate included with 1-unit opening for Hubbell iSTATION modules; two (2) additional 1-unit openings provided in base of unit; intended for field wiring	Black	8.98"L x 5.47"W x 2.97"H	<b>WSBBHWBK</b>



WSBB23UBK



**Grommet Style**

Description	Finish	Dimensions	Catalog No.
Two (2) pre-wired 15A outlets with 6ft power supply cord; Two (2) Hubbell Keystone openings.	Black	8.62"L x 3.0"W x 2.25"H	<b>WSBF22BK</b>
	Silver		<b>WSBF22SV</b>
Flush Grommet Cover with dust shield.	Black	5.68"L x 3.39"W x 0.96"H	<b>WSBFGROMBK</b>
	Silver		<b>WSBFGROMSV</b>
	Brushed Aluminum		<b>WSBFGROMBAL</b>
	Brushed Stainless Steel		<b>WSBFGROMBSS</b>



WSBF22BK



WSBFGROMSV



WSBFGROMBK



WSBFGROMSV



WSBFGROMBAL



WSBFGROMBSS

**Pre-Wired Work Surface Elite Series**

**Recessed Concealed Services**

Description	Finish	Dimensions	Catalog No.
Four (4) pre-wired 15A outlets with 6ft power supply cord; three (3) low voltage plates included with 1-unit opening for Hubbell iSTATION modules	Black	15.0"L x 9.0"W x 6.25"H	<b>WSBG43UBK</b>
	Silver		<b>WSBG43USV</b>
	Clear Anodized		<b>WSBG43UBAL</b>
	Black Anodized		<b>WSBG43UBBA</b>



WSBG43USV  
(cover doors shown open)

**Pop-Up Style\***

Description	Finish	Dimensions	Catalog No.
Base unit with four (4) pre-wired 15A outlets with 6ft power supply cord; two (2) low voltage plates included with 1-unit opening for Hubbell iSTATION modules	–	8.90"L x 8.90"W x 13.9"H	<b>WSBH42U*</b>
Trim ring and decorative round top	Black	5.25" Diameter	<b>WSBHTRBK</b>
Trim ring and decorative round top	Brushed Stainless Steel	5.25" Diameter	<b>WSBHTRBSS</b>

Note: \*WSBH42U is CSA Certified only.



WSBH42U with  
WSBHTRBK

**Replacement Low Voltage Data Plates**

Description	Finish	Dimensions	Catalog No.
Non-metallic low voltage plate, blank	Black	3.18"L x 1.88"W	<b>WSBPLATE1</b>
Non-metallic low voltage plate, 1-unit Hubbell iSTATION cut-out	Black	3.18"L x 1.88"W	<b>WSBPLATE2</b>



WSBPLATE1



WSBPLATE2

# Multi-Connect Recessed Wall Boxes and Flanges

## Multi-Service Recessed Wall Boxes for Drywall Applications

Description	Catalog No.
Multi-service recessed wall box, 1-gang, for drywall applications	<b>HBLWSCS1</b>
Multi-service recessed wall box, 2-gang, for drywall applications	<b>HBLWSCS2A</b>
Multi-service recessed wall box, 3-gang, for drywall applications	<b>HBLWSCS3A</b>
Multi-service recessed wall box, 4-gang, for drywall applications	<b>HBLWSCS4A</b>
Multi-service recessed wall box, 6-gang, for drywall applications	<b>HBLWSCS6A</b>
Barrier for use with above boxes when used in multi-service applications	<b>HBLSCSBW</b>



1-Gang

2-Gang



3-Gang



4-Gang



6-Gang

## Low Voltage Recessed Wall Boxes for Drywall Applications

Description	Catalog No.
Low voltage recessed wall box, 2-gang, for drywall applications	<b>HBLWSCS2MMO</b>
Low voltage recessed wall box, 3-gang, for drywall applications	<b>HBLWSCS3MMO</b>
Low voltage recessed wall box, 4-gang, for drywall applications	<b>HBLWSCS4MMO</b>
Low voltage recessed wall box, 6-gang, for drywall applications	<b>HBLWSCS6MMO</b>


## Multi-Service Recessed Wall Boxes for Masonry Applications

Description	Catalog No.
Multi-service recessed wall box, 1-gang, for masonry applications	<b>HBLWSCS1MBD</b>
Multi-service recessed wall box, 2-gang, for masonry applications	<b>HBLWSCS2MBD</b>
Multi-service recessed wall box, 3-gang, for masonry applications	<b>HBLWSCS3MBD</b>
Multi-service recessed wall box, 4-gang, for masonry applications	<b>HBLWSCS4MBD</b>
Multi-service recessed wall box, 6-gang, for masonry applications	<b>HBLWSCS6MBD</b>
Barrier for use with above boxes when used in multi-service applications	<b>HBLSCSBMBD</b>



1-Gang

2-Gang



3-Gang

4-Gang



6-Gang

## Wall Box Flanges – Trim Rings

Description	Catalog No.
For 1-gang box	<b>HBLTRIM1Wxx</b>
For 2-gang box	<b>HBLTRIM2Wxx</b>
For 3-gang box	<b>HBLTRIM3Wxx</b>
For 4-gang box	<b>HBLTRIM4Wxx</b>
For 6-gang box	<b>HBLTRIM6Wxx</b>

**xx** = Color: **BK** (Black), **GY** (Gray), **I** (Ivory) and **WA** (White).

## Hubbell Screw Type Face Plates

**HBLST302Sxx**



Duplex

**HBLDE301Sxx**



Style Line®  
Decorator

**HBLTO310Sxx**



Toggle

**HBLTL318Sxx**



Single Receptacle  
(1.56" Boss Dia.)

**HBLTL319Sxx**



Single Receptacle  
(1.39" Boss Dia.)

**HBLBL300Sxx**



Blank

**HBLIMFSxx**



3-Unit Hubbell iSTATION  
(See Section C for module options)

**HBL317Sxx**



Hubbell  
6-Port

**xx** = Color: **BK** (Black), **GY** (Gray), **I** (Ivory) and **WA** (White).

### FPTV Connection Enclosure

Description	Color	Catalog No.
2-gang in-wall enclosure	White	<b>NSAV62M</b>
Steel cover for NSAV6 series	White	<b>NSAV6C</b>



### Power Kits (For use with NSAV62M only)

Description	Color	Catalog No.
Standard power kit	White	<b>NSOKP</b>
Surge protected power kit	Blue	<b>NSOKPS</b>



NSOKPS

### AV Connectors and Plates

Description	Color	Catalog No.
1-gang decorator plate	White	<b>NP26W</b>
1-gang iSTATION plate	White	<b>IMF1W</b>
1-gang 4-port keystone plate	White	<b>NSP14W</b>
1-port HDMI frame	White	<b>NS801W</b>
2-port HDMI frame	White	<b>NS802W</b>
HDMI snap fit	Black	<b>SFHCBK</b>
F-connector snap fit	White	<b>NSF70W</b>
USB A-to-B snap fit	White	<b>SFUSBABW</b>
Cat 6 snap fit jack	White	<b>NSJ6W</b>

Note: See Section C for AV and datacom options.



### AV Ceiling Enclosure

Description	Color	Catalog No.
AV ceiling enclosure	White	<b>AVCE1</b>
AV ceiling enclosure, plenum rated	White	<b>AVCE1P</b>

Note: Enclosure includes: enclosure 24" x 12" x 8", (2) 20A duplex receptacles and 2-gang back box.



# Hubbell SystemOne One-Piece Poke-Throughs



### AV Inspired Fire-Rated Poke-Through

The Hubbell S1PTAVXXX offers an industry leading 1½" data/AV EMT and ¾" power EMT to maximize use of the 4" core hole.



### Multiple Sub-Plates

Allow for use of most standard and third party devices.



### Fire Rating

Fire barrier expands during fire conditions to maintain the floor's fire rating up to four hours.



### Unique Cover Design

Durable cast aluminum construction available in black, gray, brass, aluminum and ivory powder coat finishes.

## HUBBELL Advantage

- UL Listed for Use in 1 – 4 Hour Fire Rated Floors at 100% Rated Fill
- Excellent Solution for Retrofit and New Construction
- Features ScrubShield® Technology That Exceeds UL514 Scrub Water Exclusion Requirements
- RoHS Compliant

### Specifications



- UL installation spacing – minimum two feet on center, not more than one per 65 square feet of floor area in each span
- SystemOne Fire-Rated Poke-Throughs are approved for use in the City of Chicago
- Meets ADA standards for accessible design, section 4.3.8



Complies with UL514 A & C



## Hubbell SystemOne 4-Inch Core Hole – One-Piece Poke Throughs

All Hubbell SystemOne 4-inch core, one-piece poke-throughs include the sub-plate and cover to simplify your order and reduce installation time. Units are also available with a power junction box installed. The junction box is also available for purchase separately.

Description	Color	Catalog No. without Junction Box	Catalog No. with Junction Box*
<p><b>One-Piece 4X4 Poke-Through</b></p> <p>Assembled-unit includes:</p> <ul style="list-style-type: none"> <li>Hubbell SystemOne 4X4 floor fitting (S1PT4X4FIT)</li> <li>4X4 sub-plate (S1SP4X4)</li> <li>Finish flange and universal carpet cover assembly (S1CFCxx)</li> <li>4-hour fire classification</li> </ul> <p>Keystone openings accept Hubbell modular jacks, X-END connectors and flush multimedia Snap Fit connectors. Receptacles feature single or two circuit wiring and isolated ground capability.</p>	<p>Aluminum Finish</p> <p>Brass Finish</p> <p>Black/Brass Finish</p> <p>Black</p> <p>Gray</p>	<p><b>S1PT4X4AL</b></p> <p><b>S1PT4X4BRS</b></p> <p><b>S1PT4X4BRS3</b></p> <p><b>S1PT4X4BL</b></p> <p><b>S1PT4X4GY</b></p>	<p><b>S1PT4X4ALJ</b></p> <p><b>S1PT4X4BRSJ</b></p> <p><b>S1PT4X4BRS3J</b></p> <p><b>S1PT4X4BLJ</b></p> <p><b>S1PT4X4GYJ</b></p>
<p><b>One-Piece Dual Style Line® Decorator Poke-Through</b></p> <p>Assembled-unit includes:</p> <ul style="list-style-type: none"> <li>Hubbell SystemOne dual channel floor fitting (S1PTFIT)</li> <li>Dual Style Line® Decorator opening sub-plate (S1SP)</li> <li>Finish flange and universal carpet cover assembly (S1CFCxx)</li> <li>4-hour fire classification</li> </ul> <p>Style Line® Decorator openings accept two Style Line® Decorator or one surge or GFCI receptacle and one Style Line® Decorator receptacle. Outlet frames can be used to convert the application to a 6-port multi-service or a 12-port all communication solution. Fitting is 4-hr rated at 100% fill to accommodate (12) Cat 6A cables (0.330" diameter).</p>	<p>Aluminum Finish</p> <p>Brass Finish</p> <p>Black</p> <p>Gray</p>	<p><b>S1PTAL</b></p> <p><b>S1PTBRS</b></p> <p><b>S1PTBL</b></p> <p><b>S1PTGY</b></p>	<p><b>S1PTALJ</b></p> <p><b>S1PTBRSJ</b></p> <p><b>S1PTBLJ</b></p> <p><b>S1PTGYJ</b></p>
<p><b>One-Piece Modular AV Poke-Through</b></p> <p>Assembled-unit includes:</p> <ul style="list-style-type: none"> <li>Hubbell SystemOne AV floor fitting (S1PTAVFIT)</li> <li>20A, 125V power and 3-unit Hubbell iSTATION sub-plate (S1SP3IM)</li> <li>Finish flange and universal carpet cover assembly (S1CFCxx)</li> <li>4-hour fire classification</li> </ul> <p>The Hubbell iSTATION's recessed opening can accommodate datAVoice/audio and video solutions including 15-pin VGA, RCA, S-Video, 3.5mm stereo, X-END, HDMI and XLR microphone jacks.</p>	<p>Aluminum Finish</p> <p>Brass Finish</p> <p>Black</p> <p>Gray</p>	<p><b>S1PT3IMAL</b></p> <p><b>S1PT3IMBRS</b></p> <p><b>S1PT3IMBL</b></p> <p><b>S1PT3IMGY</b></p>	<p><b>S1PT3IMALJ</b></p> <p><b>S1PT3IMBRSJ</b></p> <p><b>S1PT3IMBLJ</b></p> <p><b>S1PT3IMGYJ</b></p>
<p><b>One-Piece Furniture Feed Poke-Through</b></p> <p>Assembled-unit includes:</p> <ul style="list-style-type: none"> <li>Hubbell SystemOne AV floor fitting (S1PTAVFIT)</li> <li>Hubbell SystemOne Furniture Feed Cover Plate (S1SPFFxx)</li> <li>4-hour fire classification</li> </ul> <p>This solution provides one ¾ in. conduit for power and one 1 ½ in. conduit for low-voltage. Furnished with two screw-in flexible metal conduit connectors.</p>	<p>Aluminum Finish</p> <p>Brass Finish</p> <p>Black</p> <p>Gray</p>	<p><b>S1PTFFAL</b></p> <p><b>S1PTFFBRS</b></p> <p><b>S1PTFFBL</b></p> <p><b>S1PTFFGY</b></p>	<p><b>S1PTFFALJ</b></p> <p><b>S1PTFFBRSJ</b></p> <p><b>S1PTFFBLJ</b></p> <p><b>S1PTFFGYJ</b></p>



Note: \*Junction box factory installed on through floor fitting.



Complies with UL514 A & C

## Hubbell SystemOne 4-Inch Core, Three-Piece Units

Description	Catalog No. without Junction Box	Catalog No. with Junction Box*
<p><b>4X4 Through Floor Fitting</b></p> <p>Through floor fitting with two 3/4 in. E.M.T. for communications and one 3/4 in. E.M.T. for power. For use with Hubbell SystemOne Universal Covers and S1SP4X4 and S1SPTL series sub-plates only. Universal cover and sub-plate ordered separately. 4-hour fire classification.</p>	<b>S1PT4X4FIT</b>	<b>S1PT4X4FITJ</b>
<p><b>Dual Channel Through Floor Fitting</b></p> <p>Through floor fitting with two 1 in. E.M.T. conduit stems to feed power and/or communication services. For use with Hubbell SystemOne universal covers and all Hubbell sub-plates except S1SP4X4 and S1SPTL series. Universal cover and sub-plate ordered separately. 4-hour fire classification.</p>	<b>S1PTFIT</b>	<b>S1PTFITJ</b>
<p><b>AV Through Floor Fitting</b></p> <p>Through floor fitting with one 3/4 in. E.M.T. conduit stem for power and one 1 1/2 in. E.M.T. conduit stem for communication services. Ideal for demanding, high capacity audio/video and data requirements. For use with Hubbell SystemOne universal covers and all Hubbell sub-plates except S1SP4X4 and S1SPTL series. Universal cover and sub-plate ordered separately. 4-hour fire classification.</p>	<b>S1PTAVFIT</b>	<b>S1PTAVFITJ</b>

Note: \*Junction box factory installed on through floor fitting.



### Hubbell SystemOne Universal Covers

- Cast aluminum construction
- Durable powder coat finish

Description	Catalog No.
Carpet	<b>S1CFCxx</b>
Tile	<b>S1TFCxx</b>

**xx** = Color: **AL** (Aluminum Finish), **BRS** (Brass Finish), **BL** (Black), **GY** (Gray) and **I** (Ivory).



















### Poke Through Accessories

Description	Catalog No.								
<p><b>Abandonment Plates</b></p> <p>Used to cover abandoned SystemOne Fire-Rated Poke-Throughs or Floor Boxes.</p>	 Black <b>S1AP4BL</b> Gray <b>S1AP4GY</b>								
<p><b>Fire-Rated Closure Plug</b></p> <p>Used to seal a 4-inch core hole when the FRPT is no longer required and the through-floor fitting is removed. Maintains the floor's 1-4 hour fire rating.</p>	 Black <b>S1FRP4BL</b> Gray <b>S1FRP4GY</b>								
<p><b>Power Junction Box</b></p> <p>For use with SystemOne Fire-Rated Poke-Throughs. Provides 27.0 cubic inches. (1) 3/4 and (1) 1" E.M.T. connector supplied.</p> <p>Trade size knockouts:</p> <table border="0"> <tr> <td>Top</td> <td>(1) 1 inch</td> </tr> <tr> <td>Bottom</td> <td>(1) 3/4 inch</td> </tr> <tr> <td>Sides</td> <td>(2) 1/2 inch</td> </tr> <tr> <td></td> <td>(1) 3/4 inch</td> </tr> </table>	Top	(1) 1 inch	Bottom	(1) 3/4 inch	Sides	(2) 1/2 inch		(1) 3/4 inch	 <b>S1FRPTJB</b>
Top	(1) 1 inch								
Bottom	(1) 3/4 inch								
Sides	(2) 1/2 inch								
	(1) 3/4 inch								



Complies with UL514 A & C

Description	Catalog No.	Description	Catalog No.	Description	Catalog No.
<b>Style Line® Decorator/GFCI</b> (2) Style Line® Decorator openings for power and/or datacom applications.	 <b>S1SP</b>	<b>Duplex/Duplex</b> (2) Duplex openings for power and/or datacom applications.	 <b>S1SPDU</b>	<b>Duplex/Style Line® Decorator</b> (1) Duplex and (1) Style Line® Decorator opening for power and/or datacom applications.	 <b>S1SPDUSL</b>
<b>Hubbell 4 X 4</b> (4) 20A, 125V receptacles. (4) Keystone openings for Hubbell jacks or flush AV connectors. Power can be wired as single or two circuit with isolated ground capability.	 <b>S1SP4X4</b>	<b>Carpet Furniture Feed Cover/Flange*</b> (1) 3/4" and (1) 1 1/2" N.P.T. access holes for power and/or datacom applications. Universal cover not required. Includes carpet flange.	 <b>S1SPFFAL</b>	<b>Tile Furniture Feed Cover/Flange*</b> (1) 3/4" and (1) 1 1/2" N.P.T. access holes for power and/or datacom applications. Universal cover not required. Includes tile flange.	 <b>S1SPFFTAL</b>
Provided with 15 ft. wire leads <b>S1SP4X415</b> Provided with 30 ft. wire leads <b>S1SP4X430</b>		Aluminum Fin. <b>S1SPFFAL</b> Brass Fin. <b>S1SPFFBRS</b> Black <b>S1SPFFBL</b> Gray <b>S1SPFFGY</b>		Aluminum Fin. <b>S1SPFFTAL</b> Brass Fin. <b>S1SPFFTBR</b> Black <b>S1SPFFTBL</b> Gray <b>S1SPFFTGY</b>	
<b>Single Receptacle + Data</b> Opening for 20 or 30A Twist-Lock® receptacle (1.56" OD) and (2) Keystone openings for Hubbell jacks or flush AV connectors.	 <b>S1SPTL</b>	<b>Hubbell DataCom + Power</b> (1) 20A, 125V receptacle and 3-unit recessed Hubbell iSTATION opening for data, voice, and AV applications.	 <b>S1SP3IM</b>	<b>Hubbell DataCom + Duplex</b> (1) Duplex opening, (2) flush Keystone openings and 1.5 unit recessed Hubbell iSTATION opening for data, voice and AV applications.	 <b>S1SPDU2IM</b>
<b>Hubbell DataCom + Style Line® Decorator</b> (1) Style Line® Decorator opening, (2) flush Keystone openings and 1.5 unit recessed Hubbell iSTATION opening for data, voice and AV applications.	 <b>S1SPSL2IM</b>	<b>Hubbell DataCom</b> 1 unit flush Hubbell iSTATION opening and 3-unit recessed Hubbell iSTATION opening for data, voice, and AV applications.	 <b>S1SP4IM</b>	<b>Active Multimedia + Power</b> Single 20A, 125V receptacle; (2) flush Keystone openings; (1) rectangular Style Line® Decorator opening to accommodate active multimedia modules or low voltage outlet frames.	 <b>S1SPAMM20</b>
<b>Extron® or FSR + Power</b> (1) 20A, 125V receptacle. Recessed opening for (3) single Extron® MAAP series adapter plates or FSR IPS plates.	 <b>S1SPEXT1</b>	<b>Extron® or FSR + Power</b> (1) 20A, 125V receptacle. Recessed opening for (1) single Extron® MAAP and (2) single AAP series adapter plates or FSR IPS plates.	 <b>S1SPEXT2</b>	<b>Extron® or FSR Single-Service</b> Recessed opening for (2) single Extron® MAAP and (2) single AAP series adapter plates or FSR IPS plates.	 <b>S1SPEXT3</b>
<b>Extron® AAP + Power</b> (1) 20A, 125V receptacle. (2) flush Keystone and recessed opening for (2) single Extron® AAP Series adapter plates.	 <b>S1SPEXT4</b>				


Note: \*Furnished with two screw-in flexible metal conduit connectors. See Section C for complete offering of Hubbell jacks and frames.  
† See page Q23 for FRPT Configuration Chart.

## Sub-Plate Accessories

Description	Catalog No.
<b>Replacement Threaded Conduit Plugs</b> Used with S1SPFFxx and S1SPFFTxx ONLY. Sub-plate is supplied with plugs.	
 1 1/2" Plug	<b>S1FP15xx</b>
 3/4" Plug	<b>S1FP34xx</b>

xx = Color: **AL** (Aluminum Finish), **BRS** (Brass Finish), **BK** (Black), and **GY** (Gray). See page V30 for color chart.

Extron® is a registered trademark of Extron Electronics.

Description	Catalog No.
Black Style Line® decorator blank frame.	 <b>2100BK</b>



Complies with UL514 A & C




Approved for use in the City of Chicago. (except S1PFB)			Floor Boxes*				4" Core Hole Fire-Rated Poke-Throughs		
			Non-Metallic		Metal		S1PTFIT	S1PT4X4FIT	S1PTAVFIT
Sub-Plates									
Model	Description	Icon	3	.5	.5	.5			
<b>S1SP</b>	Style Line® Decorator/GFCI		3	.5	.5	.5	✓+ (Single-Service)	X	✓ (Multi-Service)
<b>S1SPDU</b>	Duplex/Duplex		3	.5	.5	.5	✓+ (Single-Service)	X	✓ (Multi-Service)
<b>S1SPDU5L</b>	Duplex/Style Line® Decorator		3	.5	.5	.5	✓+ (Single-Service)	X	✓ (Multi-Service)
<b>S1SP4X4</b>	Hubbell 4 X 4		4	4	4	4	X	✓+	X
<b>S1SPTL</b>	Twist-Lock® Receptacle + Data		4	4	4	4	X	✓+	X
<b>S1SP3IM</b>	Hubbell DataCom + Power		5	5	5	5	✓	X	✓+
<b>S1SP4IM</b>	Hubbell DataCom		.5	.5	.5	.5	✓	X	✓+
<b>S1SPDU2IM</b>	Hubbell DataCom + Duplex		5	5	5	5	✓	X	✓+
<b>S1SPSL2IM</b>	Hubbell DataCom + Style Line® Decorator		5	5	5	5	✓	X	✓+
<b>S1SPFFxx</b> (Carpet) <b>S1SPFFTxx</b> (Tile)	Furniture Feed Cover/Flange (Replace "xx" with BRS (brass finish), AL (aluminum finish), BL (black) or GY (gray).		3	.5	.5	.5	✓	X	✓+
<b>S1SPEXT1</b>	Extron® or FSR® MAAP + Power		4	4	4	4	✓	X	✓+
<b>S1SPEXT2</b>	Extron® or FSR® AAP/MAAP + Power		4	4	4	4	✓	X	✓+
<b>S1SPEXT3</b>	Extron or FSR® Datacom		4.5	4.5	4.5	4.5	✓	X	✓+
<b>S1SPEXT4</b>	Extron or FSR® AAP + Flush Keystone + Power		4	4	4	4	✓	X	✓+
<b>S1SPAMM20</b>	Active Multimedia + Flush Keystone + Power		5	5	5	5	✓	X	✓+
<b>S1FCxx</b> SystemOne Carpet Cover	SystemOne Floor Boxes and FRPTs use SystemOne Universal Covers (Replace "xx" with BRS (Brass Finish), AL (Aluminum Finish), BL (Black), GY (Gray) or I (Ivory).		○ Signifies minimum depth of concrete pour in inches for Hubbell SystemOne Floor Boxes.				✓+ Recommended Floor Fitting	✓ Alternative Floor Fitting	X Not Compatible
<b>S1TFCxx</b> SystemOne Tile Cover			Extron® is a registered trademark of Extron Electronics. FSR® is a registered trademark of FSR, Inc.						



Complies with UL514 A & C

## 2X2 Flush FRPT, One-Piece Units (PT2X2FIT)

Description	Color	Catalog No.	Description	Color/Material	Catalog No.
2X2 Poke-Through Non-metallic Cover	Black	<b>PT2X2BL</b>	2X2 Poke-Through	Black/Brass	<b>PT2X2BRS3</b>
	Gray	<b>PT2X2GY</b>		Brass Finish/Brass	<b>PT2X2BRS</b>
	Black	<b>PT2X2IGBL*</b>		Black/Brass	<b>PT2X2IGBRS3*</b>
	Gray	<b>PT2X2IGGY*</b>		Brass Finish/Brass	<b>PT2X2IGBRS*</b>
<ul style="list-style-type: none"> <li>Pre-wired 20A duplex Style Line® receptacle and (2) Category 5e data jacks</li> <li>Painted aluminum flange</li> <li>Approved for use in the City of Chicago</li> </ul>			<ul style="list-style-type: none"> <li>Pre-wired 20A duplex Style Line® receptacle and (2) Category 5e data jacks</li> <li>Solid brass flange</li> <li>Approved for use in the City of Chicago</li> </ul>		
 <p>PT2X2GY</p>			 <p>PT2X2BRS3</p>		

Note: \*Includes pre-wired 20A isolated ground duplex Style Line® receptacle.

## 2X2 Flush FRPT, Two-Piece Units

Description	Catalog No.
Multi-Channel Through-Floor Fitting with (1) 3/4 in. E.M.T. stem with junction box for power and (2) 1/2 in. E.M.T. stems for low voltage.	<b>PT2X2FIT</b>
	
<p>Specifications:</p> <ul style="list-style-type: none"> <li>1 – 4 hour fire rating (1 – 3 hour for steel floor units and concrete topping, D900 Series Design)</li> <li>For 2 1/4 in. to 7 in. floor thickness</li> <li>UL installation spacing – minimum 2 ft. on center and not more than one per 65 sq. ft. of floor area</li> <li>Approved for use in the City of Chicago</li> </ul>	

## Service Fittings

Description	Color	Catalog No.	Description	Color/Material	Catalog No.
2X2 Service Fitting Non-metallic Cover	Black	<b>PT2X2SFBL</b>	2X2 Poke-Through Non-metallic Cover	Black/Brass	<b>PT2X2SFBR3</b>
	Gray	<b>PT2X2SFGY</b>		Brass Finish/Brass	<b>PT2X2SFBR3</b>
<ul style="list-style-type: none"> <li>Pre-wired 20A duplex Style Line® receptacle and (2) Category 5e data jacks</li> <li>Painted aluminum flange</li> </ul>			<ul style="list-style-type: none"> <li>Pre-wired 20A duplex Style Line® receptacle and (2) Category 5e data jacks</li> <li>Solid brass flange</li> </ul>		
 <p>PT2X2SFBL</p>			 <p>PT2X2SFBR3</p>		

## Accessories

Description	Color/Material	Catalog No.
Non-Metallic Replacement Covers	Brass Finish Black Gray	<b>PT2X2CBRS</b> <b>PT2X2CBL</b> <b>PT2X2CGY</b>
 <p>PT2X2CBL</p>		

Note: See page Q28 for 3 inch closure plug.



Complies with UL514 A & C



## 2X2 Flush Duplex FRPT, One-Piece Units (PT7FSD)

Description	Color	Catalog No.	Description	Color/Material	Catalog No.
Flush Poke-Through	Black	<b>PT7FSDBLA</b> <b>PT7FSDBRA</b> <b>PT7FSDGYA</b> <b>PT7FSDIA</b> <b>PT7IGFSDGYA*</b> <b>PT7IGFSDIA*</b>	Flush Brass Poke-Through	All Brass	<b>PT7FSDBRS2A</b> <b>PT7FSDBRS3A</b> <b>PT7IGFSDBRSA*</b>
	Brown			Black/Brass	
	Gray			All Brass	
	Ivory				
	Gray				
	Ivory				
<p>Complete assembled unit includes:</p> <ul style="list-style-type: none"> <li>• Pre-wired 20A duplex receptacle</li> <li>• Non-metallic flip lid cover with (2) ½ in. diameter low voltage feed-through holes</li> <li>• Painted aluminum flange</li> </ul>			<p>Complete assembled unit includes:</p> <ul style="list-style-type: none"> <li>• Pre-wired 20A duplex receptacle</li> <li>• All brass or black non-metallic cover option</li> <li>• Flip lid cover with (2) ½ in. diameter low voltage feed-through holes</li> <li>• Solid brass flange</li> </ul>		



Note: \*Includes pre-wired 20A isolated ground duplex receptacle.

## Flush FRPT, Two-Piece Units

Description	Catalog No.
Multi-Channel Through-Floor Fitting with (1) ¾ in. E.M.T. stem for power and (2) ½ in. low voltage feed-through holes.	<b>PT7FSD</b> (with Junction Box) <b>PT73SD</b> (without Junction Box)
<p>Specifications:</p> <ul style="list-style-type: none"> <li>• 1 – 4 hour fire rating (1 – 3 hour for steel floor units and concrete topping, D900 Series Design)</li> <li>• For 2¼ in. to 7 in. floor thickness</li> <li>• UL installation spacing – minimum 2 ft. on center and not more than one per 65 sq. ft. of floor area</li> </ul>	



## Service Fittings

Description	Color	Catalog No.	Description	Color/Material	Catalog No.
Flush Aluminum Service Fitting	Black	<b>FRFBLA</b> <b>FRFBRA</b> <b>FRFGYA</b> <b>FRFIA</b>	2X2 Poke-Through	Solid Brass	<b>FRFBRS2A</b>
	Brown				
	Gray				
	Ivory				
<p>Complete assembled unit includes:</p> <ul style="list-style-type: none"> <li>• Pre-wired 20A duplex receptacle</li> <li>• Non-metallic flip lid cover with (2) ½ in. diameter low voltage feed-through holes</li> <li>• Painted aluminum flange</li> </ul>			<p>Complete assembled unit includes:</p> <ul style="list-style-type: none"> <li>• Pre-wired 20A duplex receptacle</li> <li>• Solid brass flip lid cover with (2) ½ in. diameter low voltage feed-through holes</li> <li>• Solid brass flange</li> </ul>		



## Accessories

Description	Color	Catalog No.	Description	Color/Material	Catalog No.
Non-Metallic Replacement Covers	Black	<b>PFBRCBLA</b> <b>PFBRCBRA</b> <b>PFBRCGYA</b> <b>PFBRCIA</b>	All Brass Replacement Covers	Solid Brass	<b>BRS2RCA</b>
	Brown				
	Gray				
	Ivory				

Note: See page Q28 for 3-inch FRPT accessories.

**ScrubShield**

Complies with UL514 A & C

## Large Capacity, Single-Service Flush Furniture Feed FRPT, Two-Piece Units

Description	Catalog No.	Description	Color/Material	Catalog No.
Large Capacity, Single-Service Through Floor Fitting with (1) 2 in. E.M.T. stem. Will accommodate up to 36 Category 5e cables.	<b>PT2FIT</b>	Large Capacity Cover/Flange	Brass Finish Black Gray	<b>FF2BRS</b> <b>FF2BK</b> <b>FF2GY</b>
<p>Specifications:</p> <ul style="list-style-type: none"> <li>1 - to 2-hour fire rating</li> <li>Single-Service, Power or Data</li> <li>For 2¼ to 7 in. floor thickness</li> <li>UL installation spacing – minimum 2 ft. on center and not more than 1 per 65 sq. ft. of floor area</li> <li>Approved for use in the City of Chicago</li> </ul>		<p>Specifications:</p> <ul style="list-style-type: none"> <li>Cover/flange with 1¼ in. and 2 in. trade size combination knockout</li> <li>Painted aluminum cover and flange</li> <li>Approved for use in the City of Chicago</li> </ul>		

Note: \*Includes pre-wired 20A isolated ground duplex Style Line® receptacle.

## Flush Furniture Feed FRPT, One-Piece Units

Description	Color	Catalog No.	Description	Color	Catalog No.
3-Service Furniture Feed Poke-Through	Black Gray Ivory	<b>PT73FFSDBK</b> <b>PT73FFSDGY</b> <b>PT73FFSDI</b>	Single-Service Furniture Feed Poke-Through	Gray Ivory	<b>PT77FFSDGY</b> <b>PT77FFSDI</b>
<p>Complete assembled unit includes:</p> <ul style="list-style-type: none"> <li>PT73SD floor fitting</li> <li>Aluminum cover with (2) ½ in. threaded hubs for low voltage and (1) ¾ in. threaded hub for power</li> <li>Painted aluminum flange</li> </ul>			<p>Complete assembled unit includes:</p> <ul style="list-style-type: none"> <li>PT71SD floor fitting</li> <li>Aluminum cover with (1) KO to accept a ¾ in. connector</li> <li>Painted aluminum flange</li> </ul>		

## Flush Furniture Feed FRPT, Two-Piece Units

Description	Catalog No.	Description	Catalog No.
3-Service Furniture Feed Through-Floor Fitting with (1) ¾ in. E.M.T. stem for power and (2) ½ in. low voltage conduit holes.	<b>PT73SD</b>	Single-Service Furniture Feed Through-Floor Fitting with (1) ¾ in. E.M.T. stem for power or low voltage applications.	<b>PT71SD</b>
<p>Specifications:</p> <ul style="list-style-type: none"> <li>1 – 4 hour fire rating (1 – 3 hour for steel floor units and concrete topping, D900 Series Design)</li> </ul>		<p>Specifications:</p> <ul style="list-style-type: none"> <li>For 2¼ to 7 in. floor thickness</li> <li>UL installation spacing – minimum 2 ft. on center and not more than 1 per 65 sq. ft. of floor area</li> </ul>	

## Service Fittings

Description	Color	Catalog No.	Description	Color	Catalog No.
3-Service Furniture Feed Service Fitting	Black Gray Ivory	<b>FRF3BK</b> <b>FRF3GY</b> <b>FRF3I</b>	Single-Service Furniture Feed Service Fitting	Brass Finish Black Gray	<b>FRF1BRS</b> <b>FRF1BK</b> <b>FRF1GY</b>
<p>Complete assembled unit includes:</p> <ul style="list-style-type: none"> <li>Aluminum cover with (2) ½ in. threaded hubs for low voltage and (1) ¾ in. threaded hub for power</li> <li>Painted aluminum flange</li> </ul>			<p>Complete assembled unit includes:</p> <ul style="list-style-type: none"> <li>Aluminum cover with (1) KO to accept a ¾ in. connector</li> <li>Painted aluminum flange</li> </ul>		

Note: See page Q28 for 3-inch FRPT accessories.

**ScrubShield®**

Complies with UL514 A & C

### 3-Inch Core Hole, Two-Piece Unit

Description	Catalog No.
Large Capacity Multi-Service Pedestal Through-Floor Fitting with (1) 1 1/4 in. E.M.T. stem for low voltage and (1) 1/2 in. E.M.T. stem for power applications.	<b>PT7XC</b>
Specifications:	
<ul style="list-style-type: none"> <li>1 – 4 hour fire rating (1 – 3 hour for steel floor units and concrete topping, D900 Series Design)</li> <li>For 2 1/4 in. to 7 in. floor thickness</li> <li>Approved for use in the City of Chicago</li> </ul>	



### 2-Inch Core Hole Two-Piece Unit

Description	Catalog No.
Multi-Service Pedestal Through-Floor Fitting with (1) 1 1/4 in. E.M.T. stem for low voltage and (1) 1/2 in. E.M.T. stem for power applications.	<b>PT27A</b>
Specifications:	
<ul style="list-style-type: none"> <li>1 – 4 hour fire rating (1 – 3 hour for steel floor units and concrete topping, D900 Series Design)</li> <li>For 2 1/4 in. to 7 in. floor thickness</li> <li>Approved for use in the City of Chicago</li> </ul>	



Note: \*Includes pre-wired 20A isolated ground duplex receptacle.

### Pedestal Service Fittings (Order 1 plate per gang)

Description	Color/Material	Catalog No.	Description	Color	Catalog No.	Description	Color	Catalog No.
2-Gang	Alum. Finish Black Gray	<b>FR280ALA</b> <b>FR280BKA</b> <b>FR280GYA</b>	4-Gang	Black Gray	<b>FR480BKA</b> <b>FR480GYA</b>	6-Gang	Black Gray	<b>FR680BKA</b> <b>FR680GYA</b>
Use with PT27A only.			Use with PT27A or PT7XC.			Use with PT27A or PT7XC.		
FR280BKA			FR480GYA			FR680BKA		

- Painted aluminum housing with low voltage barrier(s); plates and devices sold separately
- For additional barriers, use Catalog No. FRBR1 (see page Q28)
- UL Listed and CSA Certified

### Pedestal Face Plates (Order 1 plate per gang)

Description	Color/Material	Catalog No.	Description	Color/Material	Catalog No.
Duplex	Black Gray	<b>SS2309DBKA</b> <b>SS2309DGYA</b>	Furniture Feed (3/4 in. KO)	Alum. Finish Black Gray	<b>SS2309FALA</b> <b>SS2309FBKA</b> <b>SS2309FGYA</b>
Style Line®/GFCI	Black Gray	<b>SS2309SLBKA</b> <b>SS2309SLGYA</b>	Furniture Feed (1 in. KO)	Black Gray	<b>SS2309F1BKA</b> <b>SS2309F1GYA</b>
Single Rec. (1.39 in. OD)	Black Gray	<b>SS2309SBKA</b> <b>SS2309SGYA</b>	Bushed Data Opening (1 in. ID)	Black Gray	<b>SS2309TBKA</b> <b>SS2309TGYA</b>
Blank	Alum. Finish Black Gray	<b>SS2309BALA</b> <b>SS2309BBKA</b> <b>SS2309BGYA</b>			

- Painted aluminum plates
- UL Listed and CSA Certified

**ScrubShield**

Complies with UL514 A & C

## Through-Floor Fitting Pedestal Service Fitting

Description	Catalog No.	Description	Color/Material	Catalog No.
<p>Large Capacity Multi-Service Pedestal Through-Floor Fitting with (1) 1 1/4 in. E.M.T. stem for low voltage and (1) 1/2 in. E.M.T. stem for power applications.</p> <p>Specifications:</p> <ul style="list-style-type: none"> <li>1 – 4 hour fire rating (1 – 3 hour for steel floor units and concrete topping, D900 Series Design).</li> <li>For 2 1/4 in. to 7 in. floor thickness.</li> <li>Approved for use in the City of Chicago.</li> </ul>	<p><b>PT7XC</b></p> 	<p>2-Gang Pedestal Service Fitting For use with PT7XC only.</p> <p>Specifications:</p> <ul style="list-style-type: none"> <li>Brushed aluminum housing with low voltage barrier. Plates and devices sold separately.</li> </ul>	<p>Brushed Aluminum</p>	<p><b>FR80AL</b></p> 

## 3-Inch Core Hole FRPT Accessories

Description	Color	Catalog No.	Description	Color/Gang	Catalog No.
<p>Closure Plug Textured aluminum plug seals 3 in. core hole when FRPT is no longer required and is removed. Maintains the floor's 1 – 4 hour fire rating. UL Listed and CSA Certified.</p>	Gray	<b>FRP250</b>	<p>PT7XC Extension Kit Extends PT7XC FRPT to accommodate between 7 in. and 13 in. floor thickness.</p>	—	<b>EXT13</b>
<p>Flush FRPT Abandonment Plate Use with PT7FSD, PT73SD or PT71SD only. Covers the opening when FRPT is abandoned. Service fitting is removed and through-floor fitting remains.</p>	Gray Ivory	<b>AP2GY</b> <b>AP2I</b>	<p>Pedestal FRPT Abandonment Plate Use with PT27A or PT7XC only. Covers the opening when FRPT is abandoned. Service fitting is removed and through-floor fitting remains.</p>	Gray/2-gang	<b>AP22</b> <b>AP42</b>
<p>Multi-Service Furniture Feed Replacement Inserts Use as a replacement cover for PT73FFSD series, or to convert installed PT7FSD series into furniture feed FRPTs. Includes (2) 1/2 in. threaded hubs for low voltage and (1) 3/4 in. threaded hub for power. (UL Listed only.)</p>	Gray Ivory	<b>FF3GY</b> <b>FF3I</b>	<p>Replacement Low Voltage Barrier Use with FR280, FR480, and FR680 pedestal service fittings only when additional power/low voltage separation is required.</p>	—	<b>FRBR1</b>

## Plates

Description	Catalog No.	Description	Catalog No.
Duplex	<b>SS309D</b>	Furniture Feed (3/4 in. KO)	<b>SS309SF*</b>
Style Line®/GFCI	<b>SS309DS</b>	Furniture Feed Blank	<b>SS309BF*</b>
Single Rec. (1.39 in. OD)	<b>SS309S</b>	Bushed Data Opening (1 in. ID)	<b>SS309T</b>
Blank	<b>SS309B</b>	<ul style="list-style-type: none"> <li>302/304 Stainless Steel plates (SS309SF &amp; SS309BF are Aluminum).</li> <li>UL Listed and CSA Certified.</li> </ul>	

Note: \*For furniture feed applications using **SS309SF**, a **SS309BF** blank must be used for second plate.



Complies with UL514 A & C