

SEE THE DIFFERENCE

2016 PRODUCT CATALOG

- SOLAR
- RIGID/IMC CONDUIT BODIES
- RIGID/IMC CONDUIT FITTINGS
- EMT FITTINGS
- EMT CONDUIT BODIES
- PUSH-EMT®
- LIQUID TIGHT FITTINGS
- RAINTIGHT
- BUSHINGS
- SNAP-IN FITTINGS
- FLEXIBLE METAL CONDUIT FITTINGS
- ARMORED/ METAL CLAD CABLE FITTINGS
- TRANSITION FITTINGS
- NONMETALLIC CABLE & PORTABLE CORD FITTINGS
- GROUNDING PRODUCTS
- STRAPS, CLAMPS AND HANGERS
- SERVICE ENTRANCE
- VOICE/DATA/ FIRE ALARM & SPECIALTY

BRIDGEPORT

www.bptfittings.com

SEE
THE DIFFERENCE
BRIDGEPORT SOLUTIONS MAKE YOU
MORE PRODUCTIVE
ON EVERY JOB.

MORE INNOVATION. LESS TIME.

MIGHTY-MERGE® TRANSITION FITTINGS

Transition between raceways with one part instead of multiple fittings or installing a box.

MIGHTY-RITE® SPLIT BUSHINGS

Simplicity whether you install before or after you pull wires.
Available in non-metallic split design, and zinc and steel split grounding styles.

MIGHTY-HOLD® UNIVERSAL STRAPS & UNIVERSAL CLAMP STRAPS

Universal straps in single and duplex styles. Universal clamp straps up to 2 inches and available with corrosion-resistant polyolefin coating.

MIGHTY-BITE® AND MIGHTY-SEAL®PUSH-EMT® FITTINGS

Push-on, no-tool install. Installs in 1/4 time of conventional fittings.
Available for wet and dry locations.

SEE THE **DIFFERENCE**

Hundreds of ways that different is better.

This catalog contains hundreds of Bridgeport solutions designed specifically to help save time and money on every job. It's what we call the Bridgeport Fittings Difference. **See how Bridgeport can make a difference for you.**

MIGHTY-RITE® SPLIT GROUNDING BUSHINGS

JOB SITE PROBLEM SOLVER FOR THE CONTRACTOR

SGB-SERIES

WHAT MAKES IT DIFFERENT?

SAVES TIME AND EFFORT EVERY TIME.

- Installs after wire pull
- 360° ground lug positioning
- Suitable for service entrance equipment
- UL Listed, AHJ approved
- Available in zinc and steel
- Patented

SEE THE DETAILS ON PAGES **7, 45, 46, 144**

MIGHTY-RITE® NONMETALLIC SPLIT BUSHINGS

JOB SITE PROBLEM SOLVER FOR THE CONTRACTOR

SB SERIES

WHAT MAKES IT DIFFERENT?

DOES MORE THAN JUST PROTECT CONDUCTORS.

- No more burning through bushings or fighting with pullers
- Can be installed before or after pulling wire
- Self-aligning latch provides a simple, one-handed install
- cULus Listed
- Patented

SEE THE DETAILS ON PAGES **44, 146**

MIGHTY-SEAL® RAINTIGHT REDUCING SEALING WASHERS

JOB SITE PROBLEM SOLVER FOR THE CONTRACTOR

1060-RT SERIES

WHAT MAKES IT DIFFERENT?
NO MORE "OOOPS" WITH THE WRONG-SIZE KNOCKOUT IN WET LOCATIONS.

- Maintain NEMA 3R Rating & UL Listing
- No silicone required
- Saves money
- Allows easy equipment reuse
- Patent pending

SEE THE DETAILS ON PAGES **53, 139**

SQUEEZE CONNECTOR WITH GROUNDING LUG

JOB SITE PROBLEM SOLVER FOR THE CONTRACTOR

407-DC2G

WHAT MAKES IT DIFFERENT?
PRACTICAL SOLUTION FOR BONDING FLEXIBLE METAL CONDUIT.

- Allows for needed flexibility after installation
- Provides for visual inspection and easy access for maintenance
- Meets NEC Art. 348.60 equipment grounding and 250.102 installation of bonding jumpers
- Suitable for use in health care applications
- Patented

SEE THE DETAILS ON PAGES **176, 199**

MIGHTY-HOLD® DUPLEX UNIVERSAL STRAPS

JOB SITE TIME SAVER FOR THE CONTRACTOR

USD SERIES

WHAT MAKES IT DIFFERENT?
TWICE THE STRAP. HALF THE TIME.

- Duplex style saves time and money
- One strap supports multiple cable sizes
- Neatly arranges cables for connection
- Fewer parts in the van and on the job
- Patented

SEE THE DETAILS ON PAGES **196, 224, 286**

MIGHTY-HOLD® UNIVERSAL CLAMP STRAPS

JOB SITE PROBLEM SOLVER FOR THE CONTRACTOR

UCS SERIES

WHAT MAKES IT DIFFERENT?
IT HOLDS EVERYTHING BETTER.

- One piece clamp back & strap - available up to 2"
- One strap secures cable or conduit – EMT, Rigid, IMC, Liquid Tight Metallic and Nonmetallic, FMC, AC/MC, and Schedule 40 and Schedule 80 PVC
- Meets applicable NEC Requirements
- Patented

SEE THE DETAILS ON PAGES **51, 96, 129, 196, 223, 287**

DOUBLE-SNAP SNAP-IN CONNECTORS FOR OLD WORK

JOB SITE TIME SAVER FOR THE CONTRACTOR

38ACDS

WHAT MAKES IT DIFFERENT?
CONNECT FROM THE INSIDE.

- Simple and fast
- No tools required
- Reusable
- cULus Listed

SEE THE DETAILS ON PAGES **156, 172, 202**

AMC-50QI E-Z LOCK™ QUICK INSTALL CONNECTORS

JOB SITE TIME SAVER FOR THE CONTRACTOR

AMC-50QI

WHAT MAKES IT DIFFERENT?
NO TOOLS REQUIRED.

- Lever action
- Easy in; Easy out
- Square design requires less effort to install
- Open pass-through eliminates damage to conductors
- Prefab alternative
- Patent-Pending

SEE THE DETAILS ON PAGES **167, 183, 209**

MIGHTY-MERGE® TRANSITION COUPLINGS



JOB SITE TIME SAVER FOR THE CONTRACTOR

5157-DC

WHAT MAKES IT DIFFERENT?
STOP WASTING TIME AND SPACE.

- Installs in 1/3 time of traditional box
- 1/3 material cost
- UL Listed & meets NEC Article 300.15(F)
- Prefab alternative
- Patented

SEE THE DETAILS ON PAGES **92, 182, 205, 232**

WIRE MESH CABLE TRAY GROUNDING LUGS



JOB SITE TIME SAVER FOR THE CONTRACTOR

ALI-WMCT

WHAT MAKES IT DIFFERENT?
SIMPLE AND FAST.

- 1/4 -20 stainless steel hex head screws
- Tin plated aluminum body
- Aluminum or copper #4-#14 AWG
- Meets NEC Article 250.96(A)

SEE THE DETAILS ON PAGE **261**

GROUNDING LOCKNUTS

JOB SITE PROBLEM SOLVER FOR THE CONTRACTOR

160 SERIES

WHAT MAKES IT DIFFERENT?
ALLOWS USE WHEN THREAD LENGTH IS LIMITED.

- Ground and connect with just a locknut
- Perfect for tight, confined spaces
- Use in place of a grounding bushing and standard lock-nut
- Listed for use with EMT and rigid connectors
- Suitable for service entrance equipment

SEE THE DETAILS ON PAGE **34**

MIGHTY-MERGE® TRANSITION COUPLINGS



JOB SITE TIME SAVER FOR THE CONTRACTOR

280SPMB

WHAT MAKES IT DIFFERENT?
ONE FITTING DOES THE WORK OF THREE.

- Pull box replacement – no boxes or tools required
- Snap-in end for cable and FMC
- Push-on end for EMT
- cULus Listed
- Patented

SEE THE DETAILS ON PAGES **88, 114, 157, 173, 204, 229**

MIGHTY-SEAL® PVC JACKETED MC AND TECK CABLE CONNECTORS

JOB SITE TIME SAVER FOR THE CONTRACTOR

590 AND 890 SERIES

WHAT MAKES IT DIFFERENT?
CORROSION RESISTANT MATERIAL.

- Zinc alloy body
- Polyolefin coated versions DB rated
- Raintight
- Concrete tight
- Patented

SEE THE DETAILS ON PAGES **141, 161, 213**

MIGHTY-MERGE® TWO-TO-ONE EMT COMBINATION COUPLINGS

JOB SITE TIME SAVER FOR THE CONTRACTOR

4250 SERIES

WHAT MAKES IT DIFFERENT?
NO PULL BOX REQUIRED!

- Save time and material running EMT
- Inspection cover allows for easy access to cables or conductors
- Easily drop down into walls and transition into floor boxes
- Patented

SEE THE DETAILS ON PAGES **93, 231**

SEE THE **DIFFERENCE**

TECHNICAL SALES

Talking the talk with a hands-on support team of Wiremen/Journeymen, Master Electricians and Engineers.

- Instant credibility with your inspectors and end-users
- Real-world solutions and know-how
- Before and after sale product support
- Hands-on training: code, product, application, installation, ARRA, CEU, etc.

LEGENDARY QUALITY

The brand you trust

- Product that works right the first time, every time
- Trouble-free installation

Spec quality & full line selection

- Zinc, malleable iron, steel, aluminum, brass/bronze and nonmetallic

Made in America

- Over 66% of our volume is U.S. made
- Third-generation U.S. manufacturing pride

Zinc brand preference

- Industry leading position
- Consistency in design and quality

FOR MORE INFORMATION, VISIT: **WWW.BPTFITTINGS.COM**

CONNECT A SMART SYSTEM.

BRIDGEPORT CONNECTS TYPE MC-PCS POWER AND CONTROL CABLE.

Connect the industry's newest cable with Bridgeport innovation.

Check our website and select the best Bridgeport fitting to save you time and money connecting just one cable to the luminaire.

THE BRIDGEPORT FITTINGS DIFFERENCE

VISIT **BPTFITTINGS.COM/MC-PCS** TO SEE OUR COMPLETE PRODUCT LISTING

BRIDGEPORT
www.bptfittings.com

SCAN FOR MORE INFO ONLINE

TABLE OF CONTENTS

Index by Catalog Number	ii - xv
General Notes & Product Standards	xvi
Solar	2 - 9
Rigid/IMC Conduit Bodies	12 - 25
Rigid/IMC Conduit Fittings	28 - 59
EMT Fittings	62 - 97
EMT Conduit Bodies	100 - 107
PUSH-EMT®	110 - 114
Liquid Tight Fittings	117 - 129
Raintight	132 - 141
Bushings	144 - 153
Snap-In Fittings	156 - 169
Flexible Metal Conduit Fittings	171 - 196
Armored/Metal Clad Cable Fittings	199 - 225
Transition Fittings	228 - 233
Nonmetallic Cable & Portable Cord Fittings	236 - 254
Grounding Products	257 - 269
Straps, Clamps and Hangers	272 - 287
Service Entrance	290 - 303
Voice/Data/Fire Alarm & Specialty	306 - 327
Technical Guide	330 - 362

INDEX BY CATALOG NUMBER

Cat. No.	Page
30-DC2	28
31-DC2	28
32-DC2	28
38ADS	156, 172, 202
38ACDS	156, 172, 202
40-DC	30
41-DC	30
42-DC	30
51-DC2	62
52-DC2	62
61-DC	62
62-DC	62
63-DC	62
64-DC	62
71-DCA	31, 63
72-DCA	31, 63
71-DC2	31
72-DC2	31
81-DC	31
82-DC	31
83-DC	31
84-DC	31
81-DCA	31, 63
82-DCA	31, 63
83-DCA	31, 63
84-DCA	31, 63
91-DC2	195
92-DC2	195
93-DC2	195
100	32
101-DC	32
102-DC	32
103-DC	32
104-DC	32
105-DC	32
106-DC	32
107-DC	32
108-DC	32
109-DC	32
110-DC	32
101-S	32
102-S	32
103-S	32
104-S	32
105-S	32
106-S	32
107-S	32
108-S	32
109-S	32
110-S	32
111-S	32
112-S	32
121-S	33
122-S	33
123-S	33
124-S	33
125-S	33
126-S	33
127-S	33
128-S	33
129-S	33
130-S	33
131-S	33
132-S	33
141	33, 140
142	33, 140
143	33, 140
144	33, 140
145	33, 140
146	33, 140
147	33, 140
148	33, 140
149	33, 140
150	33, 140
151-DC	35, 138
152-DC	35, 138
153-DC	35, 138
154-DC	35, 138
155-DC	35, 138
156-DC	35, 138
157-DC	35, 138
158-DC	35, 138
159-DC	35, 138
160-DC	35, 138
166-DCG	290
167-DCG	290
168-DCG	290
169-DCG	290
170-DCG	290
161-G	34
162-G	34
163-G	34
164-G	34
165-G	34
166-G	34
167-G	34
168-G	34
169-G	34
170-G	34
191	35
192	35
193	35
194	35
195	35
196	35
225-DC	64
226-DC	64
230	65
231	65
232	65
233	65
234	65
235	65
236	29, 65
237	29, 65
238	29, 65
239	29, 65
230-DC2	69
231-DC2	69
232-DC2	69
233-DC2	69
234-DC2	69
235-DC2	69
236-DC2	28, 69
237-DC2	28, 69
238-DC2	28, 69
239-DC2	28, 69
230-DCI2	69
231-DCI2	69
232-DCI2	69
233-DCI2	69
234-DCI2	69
235-DCI2	69
236-DCI2	28, 69
237-DCI2	28, 69
238-DCI2	28, 69
239-DCI2	28, 69
230-I	65
231-I	65
232-I	65
233-I	65
234-I	65
235-I	65
236-I	29, 65
237-I	29, 65
238-I	29, 65
239-I	29, 65
230-US	66
231-US	66
232-US	66
233-US	66
234-US	66
235-US	66
236-US	66
237-US	66
238-US	66
239-US	66
230-USI	66
231-USI	66

INDEX BY CATALOG NUMBER

Cat. No.	Page
232-USI	66
233-USI	66
234-USI	66
235-USI	66
236-USI	66
237-USI	66
238-USI	66
239-USI	66
230-SBLU	71
231-SBLU	71
232-SBLU	71
233-SBLU	71
230-SR	73, 306
231-SR	73, 306
232-SR	73, 306
233-SR	73, 306
234-SR	73, 306
235-SR	73, 306
236-SR	73, 306
237-SR	73, 306
231-SBLK	71
231-SG	72
231-SO	72
231-SW	73
231-SY	74
240	67
241	67
242	67
243	67
244	67
245	67
246	30, 67
247	30, 67
248	30, 67
249	30, 67
240-DC	68
241-DC	68
242-DC	68
243-DC	68
244-DC	68
245-DC	68
246-DC	30, 68
247-DC	30, 68
248-DC	30, 68
249-DC	30, 68
241-DCSLP	70
242-DCSLP	70
245-DCSLP	70
247-DCSLP	70
249-DCSLP	70
240-SBLU	75
241-SBLU	75
242-SBLU	75
243-SBLU	75
240-SR	76, 307
241-SR	76, 307
242-SR	76, 307
243-SR	76, 307
244-SR	76, 307
245-SR	76, 307
246-SR	76, 307
247-SR	76, 307
240-US	67
241-US	67
242-US	67
243-US	67
244-US	67
245-US	67
246-US	67
247-US	67
248-US	67
249-US	67
241-SBLK	74
241-SG	75
241-SO	76
241-SW	77
241-SY	77
250	80
251	80
252	80
253	80
254	80
255	80
256	80
257	80
258	80
259	80
250-I	80
251-I	80
252-I	80
253-I	80
254-I	80
255-I	80
256-I	80
257-I	80
258-I	80
259-I	80
250-DC2	84
251-DC2	84
252-DC2	84
253-DC2	84
254-DC2	84
255-DC2	84
256-DC2	36, 84
257-DC2	36, 84
258-DC2	36, 84
259-DC2	36, 84
250-DCI2	84
251-DCI2	84
252-DCI2	84
253-DCI2	84
254-DCI2	84
255-DCI2	84
256-DCI2	36, 84
257-DCI2	36, 84
258-DCI2	36, 84
259-DCI2	36, 84
250-MB	78, 113
251-MB	78, 113
250-MBI	78, 113
251-MBI	78, 113
250-MSRT	79, 113, 132
251-MSRT	79, 113, 132
250-MSRTI	79, 113, 132
251-MSRTI	79, 113, 132
250-RT2	85, 133
251-RT2	85, 133
252-RT2	85, 133
253-RT2	85, 133
254-RT2	85, 133
255-RT2	85, 133
256-RT2	85, 133
257-RT2	85, 133
258-RT2	85, 133
259-RT2	85, 133
250-RT2US	85, 133
251-RT2US	85, 133
250-RTI2	85, 133
251-RTI2	85, 133
252-RTI2	85, 133
253-RTI2	85, 133
254-RTI2	85, 133
255-RTI2	85, 133
256-RTI2	85, 133
257-RTI2	85, 133
258-RTI2	85, 133
259-RTI2	85, 133
250-RTI2US	85, 133
251-RTI2US	85, 133
250-RT2XL	9
251-RT2XL	9
252-RT2XL	9

INDEX BY CATALOG NUMBER

Cat. No.	Page
250-SRT	82, 135
251-SRT	82, 135
252-SRT	82, 135
253-SRT	82, 135
254-SRT	82, 135
255-SRT	82, 135
256-SRT	82, 135
257-SRT	82, 135
258-SRT	82, 135
259-SRT	82, 135
250-SRTI	82, 135
251-SRTI	82, 135
252-SRTI	82, 135
253-SRTI	82, 135
254-SRTI	82, 135
255-SRTI	82, 135
256-SRTI	82, 135
257-SRTI	82, 135
258-SRTI	82, 135
259-SRTI	82, 135
250-US	81
251-US	81
252-US	81
253-US	81
254-US	81
255-US	81
256-US	81
257-US	81
258-US	81
259-US	81
250-USI	81
251-USI	81
252-USI	81
253-USI	81
254-USI	81
255-USI	81
256-USI	81
257-USI	81
258-USI	81
259-USI	81
260	82
261	82
262	82
263	82
264	82
265	82
266	82
267	82
268	82
269	82
260-DC	84
261-DC	84
262-DC	84
263-DC	84
264-DC	84
265-DC	84
266-DC	37, 84
267-DC	37, 84
268-DC	37, 84
269-DC	37, 84
260-MB	78, 113
261-MB	78, 113
260-MSRT	79, 113, 132
261-MSRT	79, 113, 132
260-SRT	83, 135
261-SRT	83, 135
262-SRT	83, 135
263-SRT	83, 135
264-SRT	83, 135
265-SRT	83, 135
266-SRT	83, 135
267-SRT	83, 135
268-SRT	83, 135
269-SRT	83, 135
260-RT	86, 134
261-RT	86, 134
262-RT	86, 134
263-RT	86, 134
264-RT	86, 134
265-RT	86, 134
266-RT	86, 134
267-RT	86, 134
268-RT	86, 134
269-RT	86, 134
260-RTUS	86, 134
261-RTUS	86, 134
260-US	83
261-US	83
262-US	83
263-US	83
264-US	83
265-US	83
266-US	83
267-US	83
268-US	83
269-US	83
270-DC2	87
280	87, 173, 228
281	87, 173, 228
280-DC	88, 229, 236
280-DCX	88, 173, 204, 229, 236
280SP	88, 157, 173, 204, 229
280SPMB	88, 114, 157, 173, 204, 229
281-DC	88, 173, 229
281-DCG	176
282-DC	88, 173, 229
282-DCX	88, 173, 229
283-DC	88, 173, 229
284-DC	88, 173, 229
285-DC	88, 173, 229
286-DC	88, 173, 229
287-XS	88, 173, 229
288-XS	88, 173, 229
289-XS	88, 173, 229
290-XS	88, 173, 229
290-DC	38, 89, 228
291-DC	38, 89, 228
292-DC	38, 89, 228
290-MS	39, 89, 230
291-MS	39, 89, 230
292-MS	39, 89, 230
290-RT	38, 90, 136 230
291-RT	38, 90, 136 230
292-RT	38, 90, 136 230
290-S	38, 89, 228
291-S	38, 89, 228
292-S	38, 89, 228
321	40, 150
322	40, 150
323	40, 150
324	40, 150
325	40, 150
326	40, 150
327	40, 150
328	40, 150
329	40, 150
330	40, 150
331	40, 150
332	40, 150
321-B	40, 150
322-B	40, 150
323-B	40, 150
324-B	40, 150
325-B	40, 150
326-B	40, 150
327-B	40, 150
328-B	40, 150
329-B	40, 150
330-B	40, 150

INDEX BY CATALOG NUMBER

Cat. No.	Page
341	40, 151
342	40, 151
343	40, 151
344	40, 151
345	40, 151
346	40, 151
361	41, 151
362	41, 151
363	41, 151
364	41, 151
365	41, 151
366	41, 151
367	41, 151
368	41, 151
369	41, 151
370	41, 151
371	41, 151
372	41, 151
361-DC	41, 151
362-DC	41, 151
363-DC	41, 151
364-DC	41, 151
365-DC	41, 151
366-DC	41, 151
367-DC	41, 151
368-DC	41, 151
369-DC	41, 151
370-DC	41, 151
381	42, 147
382	42, 147
383	42, 147
384	42, 147
384-14	42, 147
385	42, 147
385-14	42, 147
386	42, 147
386-14	42, 147
387	42, 147
387-40	42, 147
388	42, 147
388-40	42, 147
389	42, 147
389-40	42, 147
390	42, 147
390-40	42, 147
391	42, 147
392	42, 147
381-DC	43, 148
382-DC	43, 148
383-DC	43, 148
384-DC	43, 148
384-DC14	43, 148
385-DC	43, 148
385-DC14	43, 148
386-DC	43, 148
386-DC14	43, 148
387-DC	43, 148
387-DC40	43, 148
388-DC	43, 148
388-DC40	43, 148
389-DC	43, 148
389-DC40	43, 148
390-DC	43, 148
390-DC40	43, 148
403	174
403-DC2	175, 199
407	174
408	174
410	174
412	174
414	174
416	174
417	174
418	174
419	174
420	174
403-I	174, 199
407-I	174
408-I	174
410-I	174
412-I	174
414-I	174
416-I	174
417-I	174
418-I	174
419-I	174
420-I	174
407-DC2	175, 199
408-DC2	175
410-DC2	175
412-DC2	175
414-DC2	175
416-DC2	175
417-DC2	175
418-DC2	175
419-DC2	175
420-DC2	175
407-DC2G	176, 199
407-DCI2	175, 199
408-DCI2	175
410-DCI2	175
412-DCI2	175
414-DCI2	175
416-DCI2	175
429-LT2	118
430-LT2	118
431-LT2	118
432-LT2	118
433-LT2	118
434-LT2	118
435-LT2	118
436-LT2	118
437-LT2	118
438-LT2	118
439-LT2	118
431-LT2C	119
432-LT2C	119
433-LT2C	119
429-LTI2	118
430-LTI2	118
431-LTI2	118
432-LTI2	118
433-LTI2	118
434-LTI2	118
435-LTI2	118
436-LTI2	118
437-LTI2	118
438-LTI2	118
439-LTI2	118
429-NMLT	117
430-NMLT	117
431-NMLT	117
432-NMLT	117
433-NMLT	117
434-NMLT	117
435-NMLT	117
430-NMLTS	117
431-NMLTS	117
429-SLT	120
430-SLT	120
431-SLT	120
432-SLT	120
433-SLT	120
434-SLT	120
435-SLT	120
436-SLT	120
437-SLT	120
438-SLT	120
439-SLT	120
440-SLT	120
441-SLT	120
429-SLTUS	121
430-SLTUS	121
431-SLTUS	121
432-SLTUS	121
433-SLTUS	121
434-SLTUS	121
435-SLTUS	121
436-SLTUS	121
437-SLTUS	121
438-SLTUS	121
439-SLTUS	121
429-SLTI	120
430-SLTI	120
431-SLTI	120
432-SLTI	120
433-SLTI	120

INDEX BY CATALOG NUMBER

Cat. No.	Page
434-SLTI	120
435-SLTI	120
436-SLTI	120
437-SLTI	120
438-SLTI	120
439-SLTI	120
440-SLTI	120
441-SLTI	120
429-SLTIUS	121
430-SLTIUS	121
431-SLTIUS	121
432-SLTIUS	121
433-SLTIUS	121
434-SLTIUS	121
435-SLTIUS	121
436-SLTIUS	121
437-SLTIUS	121
438-SLTIUS	121
439-SLTIUS	121
449-SLT	122
450-SLT	122
451-SLT	122
452-SLT	122
453-SLT	122
454-SLT	122
455-SLT	122
456-SLT	122
457-SLT	122
458-SLT	122
459-SLT	122
449-SLTUS	123
450-SLTUS	123
451-SLTUS	123
452-SLTUS	123
453-SLTUS	123
454-SLTUS	123
455-SLTUS	123
456-SLTUS	123
457-SLTUS	123
458-SLTUS	123
459-SLTUS	123
449-SLTI	122
450-SLTI	122
451-SLTI	122
452-SLTI	122
453-SLTI	122
454-SLTI	122
455-SLTI	122
456-SLTI	122
457-SLTI	122
458-SLTI	122
459-SLTI	122
449-SLTIUS	123
450-SLTIUS	123
451-SLTIUS	123
452-SLTIUS	123
453-SLTIUS	123
454-SLTIUS	123
455-SLTIUS	123
456-SLTIUS	123
457-SLTIUS	123
458-SLTIUS	123
459-SLTIUS	123
469-LT2	124
470-LT2	124
471-LT2	124
472-LT2	124
473-LT2	124
474-LT2	124
475-LT2	124
476-LT2	124
477-LT2	124
478-LT2	124
479-LT2	124
469-LTI2	124
470-LTI2	124
471-LTI2	124
472-LTI2	124
473-LTI2	124
474-LTI2	124
475-LTI2	124
476-LTI2	124
477-LTI2	124
478-LTI2	124
479-LTI2	124
469-NMLT	117
470-NMLT	117
471-NMLT	117
472-NMLT	117
473-NMLT	117
474-NMLT	117
475-NMLT	117
470-NMLTS	117
471-NMLTS	117
469-SLT	125
470-SLT	125
471-SLT	125
472-SLT	125
473-SLT	125
474-SLT	125
475-SLT	125
476-SLT	125
477-SLT	125
478-SLT	125
479-SLT	125
469-SLTUS	126
470-SLTUS	126
471-SLTUS	126
472-SLTUS	126
473-SLTUS	126
474-SLTUS	126
475-SLTUS	126
476-SLTUS	126
477-SLTUS	126
478-SLTUS	126
479-SLTUS	126
469-SLTI	125
470-SLTI	125
471-SLTI	125
472-SLTI	125
473-SLTI	125
474-SLTI	125
475-SLTI	125
476-SLTI	125
477-SLTI	125
478-SLTI	125
479-SLTI	125
469-SLTIUS	126
470-SLTIUS	126
471-SLTIUS	126
472-SLTIUS	126
473-SLTIUS	126
474-SLTIUS	126
475-SLTIUS	126
476-SLTIUS	126
477-SLTIUS	126
478-SLTIUS	126
479-SLTIUS	126
480-NMLTS	118
481-NMLTS	118
501-DC2	200
507-DC2	177
507-DCI2	177
508-DC2	177
508-DCI2	177
519-DC2	179
520-DC2	179
521-DC2	179
522-DC2	179
523-DC2	179
524-DC2	179
525-DC2	179
519-DCI2	179
520-DCI2	179
521-DCI2	179
522-DCI2	179
523-DCI2	179
524-DCI2	179
525-DCI2	179
530-DC	180
531-DC	180
532-DC	180
533-DC	180
534-DC	180
535-DC	180
540-SS	159, 178

INDEX BY CATALOG NUMBER

Cat. No.	Page
545-DC2	200
560-DC2	171, 201, 236
560-DCI2	201
560-MCIA2	210
561-DC2	201
561-DCI2	201
563-DC2	181, 203, 237
565-DC2	206
566-DC2	206, 242
570-DC2	206
570-DCI2	206
570-GI	207
570-RI	208
570-DCR2	206
571-DC2	185, 211
572-DC2	185, 211
573-DC2	185, 211
571-DCI2	185, 211
572-DCI2	185, 211
573-DCI2	185, 211
570-S	185, 203
571-S	185, 211
572-S	185, 211
573-S	185, 211
571-SI	185, 211
572-SI	185, 211
573-SI	185, 211
581-DC	90, 171, 230
582-DC	90, 171, 230
583-DC	90, 171, 230
590-DC2	160, 186, 212
590-DCI2	160, 186, 212
595-DC2	141, 161, 213
595-DC2C	141, 161, 213
595-DCI2	141, 161, 213
596-DC2	141, 161, 213
596-DC2C	141, 161, 213
596-DCI2	141, 161, 213
600-DC2	187
601-DC2	187, 214, 237
602-DC2	187
616-NMD	162, 238
617-NMD	162, 238
620-NM	162, 239
621-DC2	187, 214
621-NM	162, 239
630	187
630-DC2	187
630-NM2	244
642	163, 240
643	163, 240
644	163, 240
645	163, 240
650-DC2	242
651-DC2	240
653-DC2	189, 216
655-DC2	189, 216
657-DC2	189, 216
650-HD2	242
651SP	157, 241
660-DC2	242, 290
662-DC2	242, 290
664-DC2	242, 290
665-DC2	242, 290
666-DC2	242, 290
670-DC2	242, 290
672-DC2	242, 290
674-DC2	242, 290
675-DC2	242, 290
676-DC2	242, 290
682-DC2	217
683-DC2	217
684-DC2	217
685-DC2	217
686-DC2	217
687-DC2	217
688-DC2	217
689-DC2	217
683-DCI2	217
684-DCI2	217
685-DCI2	217
686-DCI2	217
687-DCI2	217
688-DCI2	217
689-DCI2	217
683-DCX2	217
684-DCX2	217
685-DCX2	217
686-DCX2	217
687-DCX2	217
688-DCX2	217
689-DCX2	217
683-XM	218
684-XM	218
685-XM	218
686-XM	218
687-XM	218
688-XM	218
689-XM	218
691-DC2	187, 214
701	317
703	317
705	317
722	272
732-SP	318
761-UF	136, 243
762-UF	136, 243
763-4	137, 291
763-6	137, 291
763-8	137, 291
764-2	137, 291
764-2N	137, 291
764-3	137, 291
765-2	137, 291
765-3	137, 291
766-2	137, 291
766-3	137, 291
766-4	137, 291
766-4N	137, 291
770-22	252
770-32	252
770-42	252
770-52	252
770-62	252
770-72	252
771-32	252
771-42	252
771-52	252
771-62	252
772-32	252
772-42	252
772-52	252
772-62	252

INDEX BY CATALOG NUMBER

Cat. No.	Page
800	190
800-DC2	190
801	190
801-I	190
801-DC2	192, 220
801-DCI2	192, 220
802-DC2	193, 221
802-DCI2	193, 221
802SP	163, 193, 221
802-MCIA2	221
803	190
803-DC2	190
804	190
804-I	190
804-DC2	192, 220
804-DCI2	192, 220
806	190
807	191
808	191
809	191
810	191
811	191
812	191
813	191
814	191
806-I	190
807-I	191
808-I	191
809-I	191
810-I	191
811-I	191
812-I	191
813-I	191
814-I	191
806-DC2	192, 220
807-DC2	192, 220
808-DC2	192, 220
809-DC2	192
810-DC2	192
811-DC2	192
812-DC2	192
813-DC2	192
814-DC2	192
806-DCI2	192, 220
807-DCI2	192, 220
808-DCI2	192, 220
809-DCI2	192
810-DCI2	192
830	194
830-DC2	194, 219
840SP	164, 178, 218
850SP	164, 191, 222
851ASP	165, 193
851-DC2	193
851-DCI2	193
851SP	165, 193
881-SE	272, 292
882-SE	272, 292
883-SE	272, 292
884-SE	272, 292
890-MC	222, 272
891-MC	222, 272
895-DC2	141, 161, 213
895-DC2C	141, 161, 213
895-DCI2	141, 161, 213
895-MC	225, 273
900	48, 273
900-F	195, 222, 274
901	48, 273
902	48, 273
903	48, 273
904	48, 273
905	48, 273
906	48, 273
907	48, 94, 273, 275
908	48, 94, 273, 275
909	48, 94, 273, 275
910	48, 94, 273, 275
912	48, 273
913	48, 273
901-AL	48, 273
902-AL	48, 273
903-AL	48, 273
904-AL	48, 273
905-AL	48, 273
906-AL	48, 273
901-NS	49, 275
902-NS	49, 275
903-NS	49, 275
901-S	48, 274
902-S	48, 274
903-S	48, 274
904-S	48, 274
905-S	48, 274
906-S	48, 274
907-S	48, 94, 274, 275
908-S	48, 94, 274, 275
909-S	48, 94, 274, 275
910-S	48, 94, 274, 275
920	94, 275
921	94, 275
922	94, 275
923	94, 275
924	94, 275
925	94, 275
920-NS	94, 276
921-NS	94, 276
922-NS	94, 276
920-S	94, 275
921-S	94, 275
922-S	94, 275
923-S	94, 275
924-S	94, 275
925-S	94, 275
933	276, 292
934	276, 292
935	276, 292
936	276, 292
938-C	293
938-PVC	293
941	50, 95, 277
942	50, 95, 277
943	50, 95, 277
944	50, 95, 277
945	50, 95, 277
946	50, 95, 277
947	50, 95, 277
948	50, 95, 277
949	50, 95, 277
950	50, 95, 277
941-AL	50, 277
942-AL	50, 277
943-AL	50, 277
944-AL	50, 277
945-AL	50, 277
946-AL	50, 277
951	278, 308
951-S	278, 308
952	278, 308
953	278, 308
953-S	278, 308
954	278, 308
961	279
962	279
963	279
964	279
965	279
966	279
967	279
968	279
969	279
970	279
971	279
972	279
973	279
974	279
975	279
976	279

INDEX BY CATALOG NUMBER

Cat. No.	Page
977	279
978	279
981	279
982	279
983	279
984	279
985	279
986	279
987	279
988	279
989	279
990	279
1000	224, 318
1001	224, 318
1002	224, 318
1003	224, 318
1004	224, 318
1005	224, 318
1006	224, 318
1007	224, 318
1008	224, 318
1025	23, 293
1026	23, 293
1027	23, 293
1028	23, 293
1028-XL	23, 293
1029	23, 293
1030	23, 293
1030-XL	23, 293
1061	52
1062	52
1063	52
1064	52
1065	52
1066	52
1067	52
1068	52
1069	52
1061-RT	53, 139
1062-RT	53, 139
1063-RT	53, 139
1064-RT	53, 139
1065-RT	53, 139
1066-RT	53, 139
1071-RT	53, 139
1072-RT	53, 139
1073-RT	53, 139
1074-RT	53, 139
1070	52
1071	52
1072	52
1073	52
1074	52
1075	52
1076	52
1077	52
1078	52
1079	52
1080	52
1081	52
1082	52
1083	52
1084	52
1085	52
1086	52
1087	52
1088	52
1089-1	52
1089-2	52
1089-3	52
1089-4	52
1089-5	52
1089-6	52
1089-7	52
1089-8	52
1090-1	52
1090-2	52
1090-3	52
1090-4	52
1090-5	52
1090-6	52
1090-7	52
1090-8	52
1090-9	52
1102	53
1103	53
1104	53
1105	53
1106	53
1107	53
1108	53
1109	53
1110	53
1111	53
1112	53
1113	53
1102-I	53
1103-I	53
1104-I	53
1105-I	53
1106-I	53
1107-I	53
1108-I	53
1109-I	53
1110-I	53
1111-I	53
1102-DC	54
1103-DC	54
1104-DC	54
1105-DC	54
1106-DC	54
1107-DC	54
1108-DC	54
1109-DC	54
1110-DC	54
1111-DC	54
1102-DCI	54
1103-DCI	54
1104-DCI	54
1105-DCI	54
1106-DCI	54
1107-DCI	54
1108-DCI	54
1109-DCI	54
1110-DCI	54
1111-DCI	54
1121	55
1122	55
1123	55
1124	55
1125	55
1126	55
1127	55
1128	55
1129	55
1130	55
1131	55
1132	55
1121-AL	55
1122-AL	55
1123-AL	55
1124-AL	55
1125-AL	55
1126-AL	55
1127-AL	55
1128-AL	55
1129-AL	55
1130-AL	55
1121-RT	55, 139
1122-RT	55, 139
1123-RT	55, 139
1124-RT	55, 139
1125-RT	55, 139
1126-RT	55, 139
1127-RT	55, 139
1128-RT	55, 139
1129-RT	55, 139
1130-RT	55, 139
1160	56
1161	56
1162	56
1163	56
1164	56
1165	56
1166	56
1167	56
1168	56
1169	56

INDEX BY CATALOG NUMBER

Cat. No.	Page
1170	56
1171	56
1172	56
1173	56
1174	56
1175	56
1176	56
1179	56
1182	56
1185	56
1191-DC2	319
1201	294
1202	294
1203	294
1204	294
1205	294
1206	294
1207	294
1208	294
1209	294
1210	294
1211	294
1212	294
1220	295
1221	295
1240-PVC	295
1241-PVC	295
1242-PVC	295
1246-MT	296
1257-MT	296
1251	297
1252	297
1253	297
1254	297
1255	297
1256	297
1257	297
1258	297
1259	297
1260	297
1251-PVC	298
1252-PVC	298
1253-PVC	298
1254-PVC	298
1255-PVC	298
1256-PVC	298
1253-S	299
1254-S	299
1255-S	299
1256-S	299
1257-S	299
1258-S	299
1259-S	299
1260-S	299

Cat. No.	Page
1306-B	257
1307-B	258
1308-B	257
1309-B	258
1312-B	257
1313-B	258
1315-B	258
1308-DC	257
1309-DC	258
1325-B	259
1325-B1	259
1326-B	259
1328-B	259
1330-B	259
1331-B	259
1325-BH	260
1330-BH	260
1345-BH	260
1520-DC	57
1521-DC	57
1522-DC	57
1523-DC	57
1524-DC	57
1525-DC	57
1526-DC	57
1527-DC	57
1520-RT	57
1521-RT	57
1522-RT	57
1620-DC2	87
1621-DC2	87
1622-DC2	87
1661	47, 152
1662	47, 152
1663	47, 152
1664	47, 152
1665	47, 152
1666	47, 152
1667	47, 152
1668	47, 152
1669	47, 152
1670	47, 152
1671	47, 152
1691	319
1692	319
1693	319
1694	319
1695	319
1696	319
1701-DC	70, 165
1702-DC	70, 165

Cat. No.	Page
1701-DCI	70, 165
1702-DCI	70, 165
1791-DC	54
1792-DC	54
1793-DC	54
1881-SE	280, 292
1882-SE	280, 292
1883-SE	280, 292
1884-SE	280, 292
1901	49, 280
1902	49, 280
1903	49, 280
1904	49, 280
1905	49, 280
1906	49, 280
1907	49, 95, 280, 281
1908	49, 95, 280, 281
1909	49, 95, 280, 281
1910	49, 95, 280, 281
1920	95, 281
1921	95, 281
1922	95, 281
1923	95, 281
1924	95, 281
1925	95, 281
2100	282
2110	282
2120	282
2125	282
2130	282
2140	282
2150	282
2160	282
2170	282
2180	282
2190	282
2100-BN	282
2110-BN	282
2120-BN	282
2125-BN	282
2130-BN	282
2140-BN	282
2100-S	281
2110-S	281
2120-S	281
2125-S	281
2130-S	281
2140-S	281
2150-S	281
2160-S	281
2170-S	281
2180-S	281
2190-S	281

INDEX BY CATALOG NUMBER

Cat. No.	Page
3000	36
3001	36
3002	36
3003	36
3004	36
3005	36
3006	36
3007	36
3008	36
3009	36
3000-US	36
3001-US	36
3002-US	36
3003-US	36
3004-US	36
3005-US	36
3100	37
3101	37
3102	37
3103	37
3104	37
3105	37
3106	37
3107	37
3108	37
3109	37
3100-US	37
3101-US	37
3102-US	37
3103-US	37
3104-US	37
3105-US	37
3161	35
3162	35
3500	29
3501	29
3502	29
3503	29
3504	29
3505	29
3510	29
3511	29
3500-US	29
3501-US	29
3502-US	29
3503-US	29
3504-US	29
3505-US	29
3510-I	29
3511-I	29
3600	30
3601	30
3602	30
3603	30
3604	30
3605	30
3610	30
3611	30
3600-US	30
3601-US	30
3602-US	30
3603-US	30
3604-US	30
3605-US	30
3838ASP	158, 188, 215
3838SP	158, 188, 215
4057-DC	91, 181, 204, 231
4058-DC	91, 181, 204, 231
4156-DC	92, 182, 205, 232
4157-DC	92, 182, 205, 232
4256-DC	93, 231
4258-DC	93, 231
4357-DC	92, 182, 205, 232
4360-DC	93, 127, 137, 233
4361-DC	93, 127, 137, 233
4362-DC	93, 127, 137, 233
4363-DC	93, 127, 137, 233
4364-DC	93, 127, 137, 233
4365-DC	93, 127, 137, 233
4357-NM	92, 232, 245
4369-LT	39, 127, 138, 233
4370-LT	39, 127, 138, 233
4371-LT	39, 127, 138, 233
4372-LT	39, 127, 138, 233
4373-LT	39, 127, 138, 233
4374-LT	39, 127, 138, 233
4375-LT	39, 127, 138, 233
4457-DC	92, 182, 205, 232
5157-DC	92, 182, 205, 232
84690SP	166, 194, 219
9791	152, 252, 309
9792	152, 252, 309
9793	152, 252, 309
9794	152, 252, 309
9795	152, 252, 309
9796	152, 252, 309
9797	152, 252, 309
9882	153, 253, 309
9891	319
9892	319
9893	319
9894	319
9895	319
9896	319
9951	50, 277
9952	50, 277
A-FILPLG	316
ALI-50	260
ALI-112	260
ALI-252	260
ALI-SLR	8, 261
ALI-WMCT	261
AMC-50	167, 183, 208
AMC-50QI	167, 183, 209
AMC-5075	167, 183, 208
AMC-52	167, 183, 208
AMC-75	167, 183, 208
BJ-100	262
BJ-200	262
BJ-400	262
BL-17	184, 210
BL-18	184, 210
BL-19	184, 210
BL-17I	184, 210
BL-18I	184, 210
BL-19I	184, 210
BR-150	310
BR-200	310
BR-400	310

INDEX BY CATALOG NUMBER

Cat. No.	Page
BRI-150	310
BRI-200	310
BRW-150	310
BRW-200	310
BRWI-150	310
BRWI-200	310
BS-050	320
BS-075	320
BXE-100	311, 320
BXE-200	311, 320
BXE-300	311, 320
C-31	102
C-32	102
C-33	102
C-34	102
C-35	102
C-36	102
C-41	14
C-42	14
C-43	14
C-44	14
C-45	14
C-46	14
C-47	14
C-48	14
C-49	14
C-50	14
C-37CG	102
C-38CG	102
C-39CG	102
C-40CG	102
C-41CG	14
C-42CG	14
C-43CG	14
C-44CG	14
C-45CG	14
C-46CG	14
C-47CG	14
C-48CG	14
C-49CG	14
C-50CG	14
C-41CGC	15, 102
C-42CGC	15, 102
C-43CGC	15, 102
C-44CGC	15, 102
C-45CGC	15, 102
C-46CGC	15, 102
C-61	14
C-62	14
C-63	14
C-64	14
C-65	14
C-66	14
C-67	14
C-68	14
C-69	14
C-70	14
CA-DL-24	321
CA-DL-120	321
CA-DLB-24	321
CA-DLB-120	321
CA-100-24	321
CA-100-120	321
CA-101-24	321
CA-101-120	321
CA-PS	321
CC-25	283, 312
CC-31	283, 312
CC-37	283, 312
CE-50	62
CE-75	62
CG770-250	246
CG770-350	246
CG770-450	246
CG770-560	246
CG770-650	246
CG771-250	246
CG771-350	246
CG771-450	246
CG771-560	246
CG771-650	246
CG771-750	246
CG771-850	246
CG772-560	246
CG772-650	246
CG772-750	246
CG772-850	246
CG772-950	246
CG772-1050	246
CG773-850	248
CG773-950	248
CG773-1050	248
CG773-1150	248
CG773-1250	248
CG773-1375	248
CG774-1050	248
CG774-1150	248
CG774-1250	248
CG774-1375	248
CGA770250	250
CGA770350	250
CGA770450	250
CGA770560	250
CGA770650	250
CGA771250	250
CGA771350	250
CGA771450	250
CGA771560	250
CGA771650	250
CGA771750	250
CGA771850	250
CGA772560	250
CGA772650	250
CGA772750	250
CGA772850	250
CGA772950	250
CGA7721050	250
CLI-10	260
CLI-20	260
CSE-075	58
CSE-100	58
CSS-050	58
CSS-075	58
CSS-100	58
DB-1308	262
DB-1309	262
DR-200	312
DR-300	312
DR-500	312
DS-100	322
DS-500	322
EC-075	97
EC-100	97
EC-125	97
EC-150	97
EC-200	97
EC-250	59, 97
EC-300	59, 97
EC-350	59, 97
EC-400	59, 97
EC-075R	59
EC-100R	59
EC-125R	59
EC-150R	59
EC-200R	59
FA-400	306
FA-401	306
FA-402	306
FA-403	306
FA-404	306
FA-411	306
FS-1000	323
GF38SP	168, 180
GF50SP	168, 180
GRC-50	264
GRC-63	264
GRC-75	264

INDEX BY CATALOG NUMBER

Cat. No.	Page
IGB-050	263
IGB-075	263
IGB-WM	264
IGBC-063	263
IGBC-075	263
LB-31	103
LB-32	103
LB-33	103
LB-34	103
LB-35	103
LB-36	103
LB-37	103
LB-38	103
LB-39	103
LB-40	103
LB-41	16
LB-42	16
LB-43	16
LB-44	16
LB-45	16
LB-46	16
LB-47	16
LB-48	16
LB-49	16
LB-50	16
LB-41CG	16
LB-42CG	16
LB-43CG	16
LB-44CG	16
LB-45CG	16
LB-46CG	16
LB-47CG	16
LB-48CG	16
LB-49CG	16
LB-50CG	16
LB-41CGC	17, 103
LB-42CGC	17, 103
LB-43CGC	17, 103
LB-44CGC	17, 103
LB-45CGC	17, 103
LB-46CGC	17, 103
LB-61	16
LB-62	16
LB-63	16
LB-64	16
LB-65	16
LB-66	16
LB-67	16
LB-68	16
LB-69	16
LB-70	16
LB-61CG	16
LB-62CG	16
LB-63CG	16
LB-64CG	16
LB-65CG	16
LB-66CG	16
LB-67CG	16
LB-68CG	16
LB-69CG	16
LB-70CG	16
LL-31	104
LL-32	104
LL-33	104
LL-34	104
LL-35	104
LL-36	104
LL-41	18
LL-42	18
LL-43	18
LL-44	18
LL-45	18
LL-46	18
LL-47	18
LL-48	18
LL-49	18
LL-50	18
LL-41CG	18
LL-42CG	18
LL-43CG	18
LL-44CG	18
LL-45CG	18
LL-46CG	18
LL-47CG	18
LL-48CG	18
LL-49CG	18
LL-50CG	18
LL-41CGC	19, 104
LL-42CGC	19, 104
LL-43CGC	19, 104
LL-44CGC	19, 104
LL-45CGC	19, 104
LL-46CGC	19, 104
LL-61	18
LL-62	18
LL-63	18
LL-64	18
LL-65	18
LL-66	18
LL-67	18
LL-68	18
LL-69	18
LL-70	18
LLR-41	20, 105
LLR-42	20, 105
LLR-43	20, 105
LLR-44	20, 105
LLR-45	20, 105
LLR-46	20, 105
LR-31	105
LR-32	105
LR-33	105
LR-34	105
LR-35	105
LR-36	105
LR-41	21
LR-42	21
LR-43	21
LR-44	21
LR-45	21
LR-46	21
LR-47	21
LR-48	21
LR-49	21
LR-50	21
LR-41CG	21
LR-42CG	21
LR-43CG	21
LR-44CG	21
LR-45CG	21
LR-46CG	21
LR-47CG	21
LR-48CG	21
LR-49CG	21
LR-50CG	21
LR-41CGC	20, 106
LR-42CGC	20, 106
LR-43CGC	20, 106
LR-44CGC	20, 106
LR-45CGC	20, 106
LR-46CGC	20, 106
LR-61	21
LR-62	21
LR-63	21
LR-64	21
LR-65	21
LR-66	21
LR-67	21
LR-68	21
LR-69	21
LR-70	21
LVB-1	313
MBG-050	268
MBG-075	268
MC-050	265
MC-075	265
MC-100	265
MCC-050	266
MCC-075	266
MCC-100	266

INDEX BY CATALOG NUMBER

Cat. No.	Page
MCH-075	267
MCH-100	267
MCH-125	267
MCH-150	267
MCH-200	267
MK-10020	300
MK-20025	300
MLB-44	24, 301
MLB-45	24, 301
MLB-46	24, 301
MLB-47	24, 301
MLB-48	24, 301
MLB-49	24, 301
MLB-50	24, 301
MWH-1	302
NMCB-1	225, 253, 284, 314
NMCB-2	253, 285, 314
NMCB-3	225, 284
NMWH-43	254, 315
PB-301	324
PB-301N	324
RB-16	269
RB-17	269
RF-125	302, 325
RF-150	302, 325
RF-200	302, 325
RF-250	302, 325
RFN-125	302, 325
RFN-200	302, 325
RFN-250	302, 325
RFN-300	302, 325
RFN-400	302, 325
RWH-1	302
SB-383NM	44, 146
SB-384NM	44, 146
SB-385NM	44, 146
SB-386NM	44, 146
SB-387NM	44, 146
SB-388NM	44, 146
SB-389NM	44, 146
SB-390NM	44, 146
SC-41	25, 107
SC-42	25, 107
SC-43	25, 107
SC-44	25, 107
SC-46	25, 107
SC-47	25, 107
SC-49	25, 107
SC-61	25
SC-62	25
SC-63	25
SC-64	25
SC-66	25
SC-67	25
SC-69	25
SDB-1300B	269
SDB-1301B	269
SDB-1302B	269
SE-KIT100	303
SE-KIT200	303
SFR-75	326
SFS-75	326
SG38ASP	169, 186, 207
SG3838ASP	168, 189, 216
SG-61	25, 107
SG-62	25, 107
SG-63	25, 107
SG-64	25, 107
SG-66	25, 107
SG-67	25, 107
SG-69	25, 107
SGB-382CL	7, 45, 144
SGB-383CL	7, 45, 144
SGB-38414	7, 45, 144
SGB-384CL	7, 45, 144
SGB-38514	7, 45, 144
SGB-385CL	7, 45, 144
SGB-38614	7, 45, 144
SGB-386CL	7, 45, 144
SGB-38740	7, 45, 144
SGB-387CL	7, 45, 144
SGB-38840	7, 45, 144
SGB-388CL	7, 45, 144
SGB-38940	7, 45, 144
SGB-389CL	7, 45, 144
SGB-39040	7, 45, 144
SGB-390CL	7, 45, 144
SGBS-381CL	46, 145
SGBS-382CL	46, 145
SGBS-383CL	46, 145
SGBS-38414	46, 145
SGBS-384CL	46, 145
SGBS-38514	46, 145
SGBS-385CL	46, 145
SGBS-38614	46, 145
SGBS-386CL	46, 145
SGBS-38740	46, 145
SGBS-387CL	46, 145
SGBS-38840	46, 145
SGBS-388CL	46, 145
SGBS-38940	46, 145
SGBS-389CL	46, 145
SGBS-39040	46, 145
SGBS-390CL	46, 145
SGBS-39050	46, 145
SGBS-39150	46, 145
SGBS-39250	46, 145
SGN-61	25, 107
SGN-62	25, 107
SGN-63	25, 107
SGN-64	25, 107
SGN-66	25, 107
SGN-67	25, 107
SGN-69	25, 107
SR-050	128, 140
SR-075	128, 140
SR-100	128, 140
SR-125	128, 140
SR-150	128, 140
SR-200	128, 140
SR-250	128, 140
SR-300	128, 140
SR-350	128, 140
SR-400	128, 140
SRC-050	59
SRC-075	59
SRC-100	59
SRC-125	59
SRC-150	59
SRC-200	59
SRC-250	59
SRC-300	59
SRC-350	59
SRC-400	59
SRC-500	59
SRC-600	59
T-31	106
T-32	106
T-33	106
T-34	106
T-35	106
T-36	106
T-41	22
T-42	22
T-43	22
T-44	22
T-45	22
T-46	22
T-47	22
T-48	22
T-49	22
T-50	22

INDEX BY CATALOG NUMBER

Cat. No.	Page
T-41CG	22
T-42CG	22
T-43CG	22
T-44CG	22
T-45CG	22
T-46CG	22
T-47CG	22
T-48CG	22
T-49CG	22
T-50CG	22
T-41CGC	23, 106
T-42CGC	23, 106
T-43CGC	23, 106
T-44CGC	23, 106
T-45CGC	23, 106
T-46CGC	23, 106
T-61	22
T-62	22
T-63	22
T-64	22
T-65	22
T-66	22
T-67	22
T-68	22
T-69	22
T-70	22
T-601	327
T-602	327
T-603	327
T-604	327
TL-381	47, 149
TL-382	47, 149
TL-383	47, 149
TL-384	47, 149
TL-38414	47, 149
TL-385	47, 149
TL-38514	47, 149
TL-386	47, 149
TL-38614	47, 149
TL-387	47, 149
TL-38740	47, 149
TL-388	47, 149
TL-38840	47, 149
TL-389	47, 149
TL-38940	47, 149
TL-390	47, 149
TL-39040	47, 149
TWB-51	97, 153, 316
TWB-52	97, 153, 316
TWB-53	97, 153, 316
TWB-54	97, 153, 316
TWB-55	97, 153, 316
TWB-56	97, 153, 316
TWB-57	97, 153, 316
TWB-58	97, 153, 316
TWB-59	97, 153, 316
TWB-60	97, 153, 316
UCS-5075	51, 96, 129, 196, 223, 287
UCS-75100	51, 96, 129, 196, 223, 287
UCS-100125	51, 96, 129, 196, 223, 287
UCS-125150	51, 96, 129, 196, 223, 287
UCS-150200	51, 96, 129, 196, 223, 287
UCSC-5075	51, 96, 129, 287
UCSC-75100	51, 96, 129, 287
UCSC100125	51, 96, 129, 287
UCSC125150	51, 96, 129, 287
UCSC150200	51, 96, 129, 287
UCSS-5075	9
UCSS-75100	9
UCSS100125	9
UCSS125150	9
UCSS150200	9
USL-120	177
US-4461	196, 224, 286
US-6171	196, 224, 286
USD-4461	196, 224, 286
USD-6171	224, 286
USS-6171	223, 286
WGC-1	302
WGC-2	302
WGC-3	302

GENERAL NOTES

General Notes and Product Standards

- For product dimensions, consult our on-line catalog at www.bptfittings.com.
- Due to ongoing product improvements, specifications and dimensions are subject to change without prior notice.
- Underwriters Laboratories, Canadian Standards Association, Intertek and Federal Specifications are current at time of publication but are subject to change without prior notice. Current UL, CSA, ETL listings are noted on the smallest unit carton label. Look for the appropriate logo.
- This manual is intended for use as a guide in selection of electrical fittings manufactured by Bridgeport Fittings, Inc. Do not use this manual as an interpretation of the National Electrical Code or local regulations. Always consult your local electrical inspector for requirements in your area.

Products listed or certified comply with the following certifications and specifications:

Product Group	UL Standard	NEMA Standard	Federal Specification	CSA Standard
Rigid & IMC Conduit Bodies	UL-514A	FB-1	A-A-50563A	C22.2 18.3-04
Rigid & IMC Conduit	UL-514B	FB-1	A-A-50553	C22.2 18.3-04
Red Fire Alarm Boxes and Fittings	UL-514A UL-514B	OS1 FB-1	A-A-50563A A-A-50553	– –
EMT	UL-514B	FB-1	A-A-50553	C22.2 18.3-04
Liquid Tight	UL-514B	FB-1	A-A-50552	C22.2 18.3-04
Portable Cord	UL-514B	FB-1	A-A-50552	C22.2 18.3-04
Flexible Metal & AC/MC Cable	UL-514B	FB-1	A-A-50552	C22.2 18.3-04
Nonmetallic Cable	UL-514B	FB-1	A-A-50552	C22.2 18.3-04
Grounding Fittings	UL-467	FB-1	A-A-50552	–
Service Entrance	UL-514B	FB-1	A-A-50563A	C22.2 18.3-04
Hazardous Location	UL-886	–	–	C22.2 30

BRIDGEPORT'S
PRODUCT CATALOG

Powered By The Sun.
Connected By Bridgeport.

At Bridgeport Fittings, we understand the importance of renewable energy. That's why we are dedicated to providing you with the products that help you be more productive and profitable on every solar installation. Follow the lead of some of the country's biggest and best solar contractors and ask for Bridgeport.

Throughout this catalog you'll find time and money saving products that can be used on your next installation. Simply look for the sun!

Liquid Tight Fittings

	Description	Catalog No. or Series
	Nonmetallic Liquid Tight Connectors	429-NMLT to 435-NMLT
	Straight Zinc Liquid Tight Connectors	429-LT2 to 439-LT2 and 429-LTI2 to 439-LTI2
	Straight Steel and Malleable Iron Liquid Tight Connectors	Steel: 429-SLT to 432-SLT and 429-SLTI to 432-SLTI Malleable: 429-MLT to 439-SLT and 420-MLTI to 439-SLT
	Liquid Tight Sealing Rings	SR-050 to SR-400
	Zinc Die Cast Transition Couplings	4360-DC to 4365-DC
	Malleable Iron Transition Couplings	4369-LT to 4375-LT

Wet Location Fittings

	Description	Catalog No. or Series
	Zinc Die Cast Threaded Hubs	151-DC to 160-DC
	Zinc Die Cast Grounding Hubs	166-DCG to 170-DCG
	US Made Zinc EMT Raintight Compression Connectors	250-RT2 to 259-RT2 and 250-RTI2 to 259-RTI2
	US Made Zinc EMT Raintight Compression Couplings	260-RT to 269-RT
	Mighty-Seal® Push-EMT® Raintight Connectors	250-MSRT, 251-MSRT and 250-MSRTI, 251-MSRTI
	Mighty-Seal® Push-EMT® Raintight Couplings	260-MSRT 261-MSRT
	US Made Steel Raintight Compression Connectors	250-SRT to 259-SRT and 250-SRTI to 259-SRTI
	US Made Steel Raintight Compression Couplings	260-SRT to 269-SRT
	US Made Zinc Die Cast UF Cable Connectors	761-UF and 762-UF
	Straight PVC Jacketed MC Cable Connectors	595-DC2, 596-DC2 and 595-DCI2, 596-DCI2 (Polyolefin coated versions 595-DC2C and 596-DC2C)
	90º PVC Jacketed MC Cable Connector	895-DC2 and 895-DCI2 (Polyolefin coated version 895-DC2C)
	Mighty-Seal® Reducing Sealing Washers	1061-RT to 1074-RT
	Mighty-Align® Self-Aligning Raintight Three-Piece Conduit Couplings	1121-RT to 1130-RT
	Mighty-Seal® Raintight Offset Nipples	1520-RT to 1522-RT

Grounding and Bonding Products

	Description	Catalog No. or Series
	Mighty-Rite® Split Grounding Bushings	SGB Series
	Solderless Lugs	ALI-50 to ALI-252
	Solar Panel Grounding Connector	ALI-SLR
	Mighty-Bond® Enclosure Grounding Connectors	MC-050, MC-075 and MC-100
	Mighty-Bond® Enclosure Grounding Couplings	MCC-050, MCC-075 and MCC-100
	Mighty-Bond® Raintight Grounding and Bonding Hubs	MCH-075 and MCH-100 in brass (MCH-125 to MCH-200 in stainless steel)
	Mighty-Bond® Grounding & Bonding Bridge	IGB-050 and IGB-075
	Mighty-Bond® Ground Rod or Rebar Bridge Clamp	IGBC-063 and IGBC-075

Conduit Bodies

Description	Catalog No. or Series
Threaded Rigid Conduit Bodies Type C	C-41CG to C-50CG
Threaded Rigid Conduit Bodies Type LB	LB-41CG to LB-50CG
Threaded Rigid Conduit Bodies Type LL	LL-41CG to LL-50CG
Threaded Rigid Conduit Bodies Type LR	LR-41CG to LR-50CG
Threaded Rigid Conduit Bodies Type LL/LR	LLR-41 to LLR-46
Threaded Rigid Conduit Bodies Type T	T-41CG to T-50CG

Straps and Clamps

	Description	Catalog No. or Series
	Might-Hold® Universal Clamp Straps	UCS-5075 to UCS-150200 (Polyolefin coated versions available as UCSC-5075 to UCSC150200)
	US Made Steel EMT One Hole Straps	920-S to 925-S and 907-S to 910-S
	Malleable Iron EMT One Hole Straps	920 to 925 and 907 to 910
	US Made Steel Rigid One Hole Pipe Straps	901-S to 910-S
	Malleable Rigid One Hole Pipe Straps	900 to 913
	Aluminum Rigid One Hole Pipe Straps	901-AL to 906-AL
	Malleable Iron Clamp Backs	941 to 950 and 9951 to 9952
	Conduit Clamps	961 to 966
	Beam Clamps	951-S and 953-S

Mighty-Rite®
Split Grounding Bushings

Install your bushings before or after pulling wire and making connections. Mighty-Rite's innovative hinged design adjusts and aligns easier – even in tight spots. Our adjustable lay-in lugs accept and position conductors for simple access. Mighty-Rite's unique split design and ease-of-use allows shorter facility downtime when upgrading existing power and data systems.

All Zinc Die Cast Mighty-Rites are now available with Stainless steel hardware, for use in outdoor applications. Stainless steel hardware will be available by October 2016.

150°C Captive Nylon Insulator. Patented.

c UL us File No. E20412

Zinc Die Cast / Aluminum Alloy Lug / Stainless Steel Hardware

Catalog Number	Grounding Lug Wire Capacity Min. Max. Solid Strand	Trade Size	Unit Qty.	Std. Pkg.
SGB-382CL	14 to 4	3/4"	25	250
SGB-383CL	14 to 4	1"	25	250
SGB-38414	14 to 4	1 1/4"	20	200
SGB-384CL	14 to 1/0	1 1/4"	20	200
SGB-38514	14 to 4	1 1/2"	20	200
SGB-385CL	14 to 1/0	1 1/2"	20	200
SGB-38614	14 to 4	2"	10	100
SGB-386CL	14 to 1/0	2"	10	100
SGB-38740	6 to 250 MCM	2 1/2"	---	25
SGB-387CL	14 to 1/0	2 1/2"	---	25
SGB-38840	6 to 250 MCM	3"	---	25
SGB-388CL	14 to 1/0	3"	---	25
SGB-38940	6 to 250 MCM	3 1/2"	---	25
SGB-389CL	6 to 3/0	3 1/2"	---	25
SGB-39040	6 to 250 MCM	4"	---	20
SGB-390CL	6 to 3/0	4"	---	20

Solar Panel Grounding Connector

Designed to prevent galvanic reactions and enhance conductivity. The connector body has extruded serrations for breaking the anodized finish on photovoltaic modules and frames. The serrations in the wire binding break corrosion on the grounding wire which means that no surface preparation is required for the PV module, the frame or the ground wire. The unique clamp-on design means no mounting holes are required. The connector simply clamps onto the frame of the solar panel. The unit is UL 467 Listed and accommodates aluminum or copper conductor. The connectors feature stainless steel hardware.

File No. E20412

Aluminum with Stainless Steel Hardware

Catalog Number	Wire Capacity	Unit Qty.	Std. Pkg.
ALI-SLR	4 to 14	25	250

Mighty-Hold® Stainless Steel Universal Clamp Straps

One piece clamp back and strap secures both cable and conduit. Secures EMT, Rigid, IMC, Metallic Liquid Tight, Nonmetallic Liquid Tight, FMC, and Schedule 40 and Schedule 80 PVC conduit, as well as steel and aluminum AC/MC cable. Patented.

c UL us File No. E161206

Stainless Steel

Catalog Number	Trade Size	Unit Qty.	Std. Pkg.
UCSS-5075	1/2" - 3/4"	50	250
UCSS-75100	3/4" - 1"	50	250
UCSS100125	1" - 1 1/4"	25	100
UCSS125150	1 1/4" - 1 1/2"	--	25
UCSS150200	1 1/2" - 2"	--	25

Extra Long Raintight Compression Connectors

Compression style connector with internal sealing ring and knockout gasket to create a raintight seal when connecting EMT to box or enclosure. Extra long threads for connecting to thicker enclosures and solar combiner boxes. Patented.

UL File No. E24001

Zinc Die Cast

Catalog Number	Trade Size	Unit Qty.	Std. Pkg.	Thread Length
250-RT2XL	1/2"	50	500	0.995"
251-RT2XL	3/4"	25	250	1.023"
252-RT2XL	1"	15	150	1.088"

Notes

Notes

Die Cast Aluminum Conduit Bodies

Trade Size	Maximum Number of Conductors					
	LB	C	LL	LR	T	LLR
1/2"	N/A	N/A	N/A	N/A	N/A	–
3/4"	6 AWG	6 AWG	6 AWG	6 AWG	6 AWG	–
1"	3 - 4 AWG	3 - 4 AWG	3 - 4 AWG	3 - 4 AWG	3 - 4 AWG	3 - 4 AWG
1 1/4"	3 - 2 AWG	3 - 2 AWG	3 - 2 AWG	3 - 2 AWG	3 - 2 AWG	3 - 2 AWG
1 1/2"	3 - 1/0 AWG	3 - 1/0 AWAG	3 - 1/0 AWAG	3 - 1/0 AWAG	3 - 2 AWAG	3 - 1/0 AWG
2"	3 - 4/0 AWG	3 - 2/0 AWG	3 - 4/0 AWG	3 - 4/0 AWG	3 - 4/0 AWG	3 - 3/0 AWG
2 1/2"	300 MCM	3 - 250 MCM	3 - 250 MCM	3 - 250 MCM	3 - 2/0 AWG	–
3"	350 MCM	3 - 250 MCM	3 - 250 MCM	3 - 250 MCM	3 - 250 MCM	–
3 1/2"	3 - 400 MCM	3 - 250 MCM	3 - 250 MCM	3 - 250 MCM	3 - 250 MCM	–
4"	3 - 400 MCM	3 - 250 MCM	3 - 250 MCM	3 - 250 MCM	3 - 250 MCM	–

Trade Size	Volume in Cu. In.					
	LB	C	LL	LR	T	LLR
1/2"	4.25	4.25	4.25	4.25	4.25	5.5
3/4"	7.2	7.2	7.2	7.2	7.2	9.0
1"	10.8	10.8	10.8	10.8	10.8	15.0
1 1/4"	30.5	30.5	30.5	30.5	30.5	39.5
1 1/2"	30.5	30.5	30.5	30.5	30.5	40.8
2"	70.7	70.7	70.7	70.7	70.7	88.5
2 1/2"	152.5	157.4	157.4	157.4	157.4	–
3"	152.5	179.8	179.8	179.8	179.8	–
3 1/2"	311.8	323.0	323.0	323.0	323.0	–
4"	311.8	323.0	323.0	323.0	323.0	–

Malleable Iron Conduit Bodies

Trade Size	Maximum Number of Conductors				
	LB	C	LL	LR	T
1/2"	N/A	N/A	N/A	N/A	N/A
3/4"	3 - 6 AWG	3 - 6 AWG	3 - 6 AWG	3 - 6 AWG	3 - 6 AWG
1"	3 - 4 AWG	3 - 4 AWG	3 - 4 AWG	3 - 4 AWG	3 - 4 AWG
1 1/4"	3 - 2 AWG	3 - 2 AWG	3 - 2 AWG	3 - 2 AWG	3 - 2 AWG
1 1/2"	3 - 1/0 AWG	3 - 1/0 AWAG	3 - 1/0 AWAG	3 - 1/0 AWAG	3 - 1 AWAG
2"	3 - 3/0 AWG	3 - 4/0 AWG	3 - 4/0 AWG	3 - 4/0 AWG	3 - 2/0 AWG
2 1/2"	3 - 250 MCM	3 - 300 MCM	3 - 300 MCM	3 - 300 MCM	3 - 4/0 AWG
3"	3 - 250 MCM	3 - 350 MCM	3 - 350 MCM	3 - 350 MCM	3 - 4/0 AWG
3 1/2"	3 - 350 MCM	3 - 350 MCM	3 - 350 MCM	3 - 500 MCM	3 - 350 MCM
4"	3 - 350 MCM	3 - 350 MCM	3 - 350 MCM	3 - 500 MCM	3 - 350 MCM

Trade Size	Volume in Cu. In.				
	LB	C	LL	LR	T
1/2"	4.5	4.5	4.5	4.5	6.0
3/4"	7.5	7.5	7.5	7.5	9.5
1"	12.5	12.5	12.5	12.5	15.0
1 1/4"	32.3	32.3	32.3	32.3	33.0
1 1/2"	35.3	35.3	35.3	35.3	36.0
2"	73.0	73.0	73.0	73.0	75.0
2 1/2"	138.0	138.0	138.0	138.0	138.0
3"	170.0	170.0	170.0	170.0	170.0
3 1/2"	300.0	300.0	300.0	300.0	300.0
4"	328.0	328.0	328.0	328.0	328.0

Type C

Threaded bodies for rigid conduit or IMC allow access for inspection, pulling and maintenance.

c UL us File No. E11077

CSA File No. 702847 (C-41CG thru C-46CG)

Aluminum

Catalog Number	Trade Size	Unit Qty.	Std. Pkg.
C-41	1/2"	10	60
C-42	3/4"	10	60
C-43	1"	5	30
C-44	1 1/4"	2	10
C-45	1 1/2"	2	10
C-46	2"	1	6
C-47	2 1/2"	---	1
C-48	3"	---	1
C-49	3 1/2"	---	1
C-50	4"	---	1

Aluminum with Cover and Gasket

Catalog Number	Trade Size	Unit Qty.	Std. Pkg.
C-41CG	1/2"	10	60
C-42CG	3/4"	10	60
C-43CG	1"	5	30
C-44CG	1 1/4"	2	10
C-45CG	1 1/2"	2	10
C-46CG	2"	1	6
C-47CG	2 1/2"	---	1
C-48CG	3"	---	1
C-49CG	3 1/2"	---	1
C-50CG	4"	---	1

Malleable Iron

Catalog Number	Trade Size	Unit Qty.	Std. Pkg.
C-61	1/2"	5	50
C-62	3/4"	5	50
C-63	1"	2	20
C-64	1 1/4"	2	10
C-65	1 1/2"	2	10
C-66	2"	1	6
C-67	2 1/2"	---	1
C-68	3"	---	1
C-69	3 1/2"	---	1
C-70	4"	---	1

Combination Type C

Units are threaded for use with rigid or IMC as well as set screws for use with EMT. Preassembled with cover and gasket.

File No. E11077

Listed Raintight when used with rigid conduit.

Aluminum with Cover and Gasket

Catalog Number	Trade Size	Unit Qty.	Std. Pkg.
C-41CGC	1/2"	10	60
C-42CGC	3/4"	10	60
C-43CGC	1"	5	30
C-44CGC	1 1/4"	2	10
C-45CGC	1 1/2"	2	10
C-46CGC	2"	1	6

Type LB

Threaded bodies for rigid conduit or IMC allow access for inspection, pulling and maintenance.

File No. E11077

File No. 702847 (LB-41CG thru LB-50CG)

Aluminum

Catalog Number	Trade Size	Unit Qty.	Std. Pkg.
LB-41	1/2"	10	60
LB-42	3/4"	10	60
LB-43	1"	5	30
LB-44	1 1/4"	2	10
LB-45	1 1/2"	2	10
LB-46	2"	1	6
LB-47	2 1/2"	---	1
LB-48	3"	---	1
LB-49	3 1/2"	---	1
LB-50	4"	---	1

Aluminum with Cover and Gasket

Catalog Number	Trade Size	Unit Qty.	Std. Pkg.
LB-41CG	1/2"	10	60
LB-42CG	3/4"	10	60
LB-43CG	1"	5	30
LB-44CG	1 1/4"	2	10
LB-45CG	1 1/2"	2	10
LB-46CG	2"	1	6
LB-47CG	2 1/2"	---	1
LB-48CG	3"	---	1
LB-49CG	3 1/2"	---	1
LB-50CG	4"	---	1

Malleable Iron

Catalog Number	Trade Size	Unit Qty.	Std. Pkg.
LB-61	1/2"	5	50
LB-62	3/4"	5	50
LB-63	1"	2	20
LB-64	1 1/4"	2	10
LB-65	1 1/2"	2	10
LB-66	2"	1	6
LB-67	2 1/2"	---	1
LB-68	3"	---	1
LB-69	3 1/2"	---	1
LB-70	4"	---	1

NEW

Malleable Iron with Cover and Gasket

Catalog Number	Trade Size	Unit Qty.	Std. Pkg.
LB-61CG	1/2"	5	50
LB-62CG	3/4"	5	50
LB-63CG	1"	2	20
LB-64CG	1 1/4"	2	10
LB-65CG	1 1/2"	2	10
LB-66CG	2"	1	6
LB-67CG	2 1/2"	---	1
LB-68CG	3"	---	1
LB-69CG	3 1/2"	---	1
LB-70CG	4"	---	1

Combination Type LB

Units are threaded for use with rigid or IMC as well as set screws for use with EMT. Preassembled with cover and gasket.

File No. E11077

Listed Raintight when used with rigid conduit.

Aluminum with Cover and Gasket

Catalog Number	Trade Size	Unit Qty.	Std. Pkg.
LB-41CGC	1/2"	10	60
LB-42CGC	3/4"	10	60
LB-43CGC	1"	5	30
LB-44CGC	1 1/4"	2	10
LB-45CGC	1 1/2"	2	10
LB-46CGC	2"	1	6

Type LL

Threaded bodies for rigid conduit or IMC allow access for inspection, pulling and maintenance.

c UL us File No. E11077

CSA File No. 702847 (LL-41CG thru LL-50CG)

Aluminum

Catalog Number	Trade Size	Unit Qty.	Std. Pkg.
LL-41	1/2"	10	60
LL-42	3/4"	10	60
LL-43	1"	5	30
LL-44	1 1/4"	2	10
LL-45	1 1/2"	2	10
LL-46	2"	1	6
LL-47	2 1/2"	---	1
LL-48	3"	---	1
LL-49	3 1/2"	---	1
LL-50	4"	---	1

Aluminum with Cover and Gasket

Catalog Number	Trade Size	Unit Qty.	Std. Pkg.
LL-41CG	1/2"	10	60
LL-42CG	3/4"	10	60
LL-43CG	1"	5	30
LL-44CG	1 1/4"	2	10
LL-45CG	1 1/2"	2	10
LL-46CG	2"	1	6
LL-47CG	2 1/2"	---	1
LL-48CG	3"	---	1
LL-49CG	3 1/2"	---	1
LL-50CG	4"	---	1

Malleable Iron

Catalog Number	Trade Size	Unit Qty.	Std. Pkg.
LL-61	1/2"	5	50
LL-62	3/4"	5	50
LL-63	1"	2	20
LL-64	1 1/4"	2	10
LL-65	1 1/2"	2	10
LL-66	2"	1	6
LL-67	2 1/2"	---	1
LL-68	3"	---	1
LL-69	3 1/2"	---	1
LL-70	4"	---	1

Combination Type LL

Units are threaded for use with rigid or IMC as well as set screws for use with EMT. Preassembled with cover and gasket.

File No. E11077

Listed Raintight when used with rigid conduit.

Aluminum with Cover and Gasket

Catalog Number	Trade Size	Unit Qty.	Std. Pkg.
LL-41CGC	1/2"	10	60
LL-42CGC	3/4"	10	60
LL-43CGC	1"	5	30
LL-44CGC	1 1/4"	2	10
LL-45CGC	1 1/2"	2	10
LL-46CGC	2"	1	6

Combination Type LL/LR

Combination type LL/LR style. Units are threaded for use with rigid or IMC as well as set screws for use with EMT. Preassembled with cover and gasket.

c UL us File No. E11077

Aluminum with Cover and Gasket

Catalog Number	Trade Size	Unit Qty.	Std. Pkg.
LLR-41	1/2"	10	60
LLR-42	3/4"	10	60
LLR-43	1"	5	30
LLR-44	1 1/4"	2	10
LLR-45	1 1/2"	2	10
LLR-46	2"	---	5

Combination Type LR

Units have a threaded interior for use with rigid or IMC as well as set screws for use with EMT. Preassembled with cover and gasket.

UL File No. E11077

UL Listed Raintight when used with rigid conduit.

Aluminum with Cover and Gasket

Catalog Number	Trade Size	Unit Qty.	Std. Pkg.	Catalog Number	Trade Size	Unit Qty.	Std. Pkg.
LR-41CGC	1/2"	10	60	LR-44CGC	1 1/4"	2	10
LR-42CGC	3/4"	10	60	LR-45CGC	1 1/2"	2	10
LR-43CGC	1"	5	30	LR-46CGC	2"	1	6

Type LR

Threaded bodies for rigid conduit or IMC allow access for inspection, pulling and maintenance.

c UL us File No. E11077

File No. 702847 (LR-41CG thru LR-50CG)

Aluminum

Catalog Number	Trade Size	Unit Qty.	Std. Pkg.
LR-41	1/2"	10	60
LR-42	3/4"	10	60
LR-43	1"	5	30
LR-44	1 1/4"	2	10
LR-45	1 1/2"	2	10
LR-46	2"	1	6
LR-47	2 1/2"	---	1
LR-48	3"	---	1
LR-49	3 1/2"	---	1
LR-50	4"	---	1

Aluminum with Cover and Gasket

Catalog Number	Trade Size	Unit Qty.	Std. Pkg.
LR-41CG	1/2"	10	60
LR-42CG	3/4"	10	60
LR-43CG	1"	5	30
LR-44CG	1 1/4"	2	10
LR-45CG	1 1/2"	2	10
LR-46CG	2"	1	6
LR-47CG	2 1/2"	---	10
LR-48CG	3"	---	10
LR-49CG	3 1/2"	---	10
LR-50CG	4"	---	10

Malleable Iron

Catalog Number	Trade Size	Unit Qty.	Std. Pkg.
LR-61	1/2"	5	50
LR-62	3/4"	5	50
LR-63	1"	2	20
LR-64	1 1/4"	2	10
LR-65	1 1/2"	2	10
LR-66	2"	1	6
LR-67	2 1/2"	---	1
LR-68	3"	---	1
LR-69	3 1/2"	---	1
LR-70	4"	---	1

Type T

Threaded bodies for rigid conduit or IMC allow access for inspection, pulling and maintenance.

File No. E11077

File No. 702847 (T-41CG thru T-50CG)

Aluminum

Catalog Number	Trade Size	Unit Qty.	Std. Pkg.
T-41	1/2"	10	60
T-42	3/4"	10	60
T-43	1"	5	30
T-44	1 1/4"	2	10
T-45	1 1/2"	2	10
T-46	2"	1	6
T-47	2 1/2"	---	1
T-48	3"	---	1
T-49	3 1/2"	---	1
T-50	4"	---	1

Aluminum with Cover and Gasket

Catalog Number	Trade Size	Unit Qty.	Std. Pkg.
T-41CG	1/2"	10	60
T-42CG	3/4"	10	60
T-43CG	1"	5	30
T-44CG	1 1/4"	2	10
T-45CG	1 1/2"	2	10
T-46CG	2"	1	6
T-47CG	2 1/2"	---	1
T-48CG	3"	---	1
T-49CG	3 1/2"	---	1
T-50CG	4"	---	1

Malleable Iron

Catalog Number	Trade Size	Unit Qty.	Std. Pkg.
T-61	1/2"	5	50
T-62	3/4"	5	50
T-63	1"	2	20
T-64	1 1/4"	2	10
T-65	1 1/2"	2	10
T-66	2"	1	6
T-67	2 1/2"	----	1
T-68	3"	----	1
T-69	3 1/2"	----	1
T-70	4"	----	1

Combination Type T

Units have a threaded interior for use with rigid or IMC as well as set screws for use with EMT. Preassembled with cover and gasket.

c UL us File No. E11077

UL Listed Raintight when used with rigid conduit.

Aluminum with Cover and Gasket

Catalog Number	Trade Size	Unit Qty.	Std. Pkg.
T-41CGC	1/2"	10	60
T-42CGC	3/4"	10	60
T-43CGC	1"	5	30
T-44CGC	1 1/4"	2	10
T-45CGC	1 1/2"	2	10
T-46CGC	2"	1	6

Service Entrance LB

Allows access to the interior of a conduit system for inspection, pulling and maintenance. Mounts flush against structure. Raintight.

UL File No. E11077

Aluminum

Catalog Number	Trade Size	Unit Qty.	Std. Pkg.	Catalog Number	Trade Size	Unit Qty.	Std. Pkg.
1025	1/2"	5	50	1029	1 1/2"	---	5
1026	3/4"	5	50	1030	2"	---	4
1027	1"	---	20	1028-XL	1 1/4"	---	10
1028	1 1/4"	---	10	1030-XL	2"	---	6

Mogul Conduit Bodies

MLB-44 thru MLB-46

MLB-47 thru MLB-50

Allows larger access to the inside of a raceway for wire pulling. Raintight.

UL File No. E11077

c UL us File No. E11077 (MLB-47 thru MLB-50)

Aluminum

Catalog Number	Trade Size	Unit Qty.	Std. Pkg.	Dim A	Dim B	Dim C
MLB-44	1 1/4"	---	5	3 1/2"	3"	9 1/2"
MLB-45	1 1/2"	---	2	5 1/8"	4"	14 1/2"
MLB-46	2"	---	2	5 1/8"	4"	14 1/2"
MLB-47	2 1/2"	---	1	10 1/2"	8 11/16"	22 3/4"
MLB-48	3"	---	1	10 1/2"	8 11/16"	22 3/4"
MLB-49	3 1/2"	---	1	12"	10"	29 1/8"
MLB-50	4"	---	1	12"	10"	29 1/8"

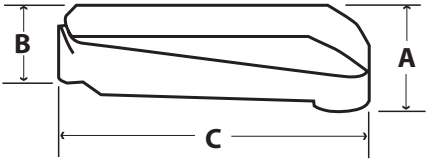

Conduit Body Covers

Encloses conduit body; supplied with screws

UL File No. E11077 Aluminum Only (SC-41 thru SC-49)

Aluminum

Catalog Number	Trade Size	Unit Qty.	Std. Pkg.
SC-41	1/2"	25	100
SC-42	3/4"	25	100
SC-43	1"	25	10
SC-44	1 1/4"-1 1/2"	10	100
SC-46	2"	---	25
SC-47	2 1/2"-3"	---	20
SC-49	3 1/2"-4"	---	5

Steel

Catalog Number	Trade Size	Unit Qty.	Std. Pkg.
SC-61	1/2"	25	100
SC-62	3/4"	25	100
SC-63	1"	25	100
SC-64	1 1/4"-1 1/2"	10	100
SC-66	2"	---	25
SC-67	2 1/2"-3"	---	20
SC-69	3 1/2"-4"	---	5

Conduit Body Covers

SG series provides dust-tight seal between conduit body and cover.
SGN series provides both dust and rain-tight protection.
SGN gaskets are impervious to most liquids and oil.

Cellulose

Catalog Number	Trade Size	Unit Qty.	Std. Pkg.
SG-61	1/2"	100	1000
SG-62	3/4"	100	1000
SG-63	1"	50	500
SG-64	1 1/4"-1 1/2"	---	100
SG-66	2"	---	100
SG-67	2 1/2"-3"	---	25
SG-69	3 1/2"-4"	---	25

Neoprene

Catalog Number	Trade Size	Unit Qty.	Std. Pkg.
SGN-61	1/2"	100	1000
SGN-62	3/4"	100	1000
SGN-63	1"	50	500
SGN-64	1 1/4"-1 1/2"	---	100
SGN-66	2"	---	100
SGN-67	2 1/2"-3"	---	25
SGN-69	3 1/2"-4"	---	25

Notes

Notes

Set Screw Connectors

1/2" thru 1"

2 1/2" thru 4"

Set screw type fitting used to join unthreaded rigid conduit to box or enclosure. Concrete-tight.

c UL us File No. E24001: 236-DC2 thru 239-DC2; 236-DCI2 thru 239-DCI2

Note: 2 1/2" thru 4" is UL Listed for rigid steel or aluminum EMT conduit.

Zinc Die Cast

Catalog Number	Trade Size	Unit Qty.	Std. Pkg.
30-DC2	1/2"	50	500
31-DC2	3/4"	25	25
32-DC2	1"	25	250
236-DC2	2 1/2"	---	12
237-DC2	3"	---	12
238-DC2	3 1/2"	---	6
239-DC2	4"	---	6

Zinc Die Cast / Insulated Throat - 105°C

Catalog Number	Trade Size	Unit Qty.	Std. Pkg.
236-DCI2	2 1/2"	---	12
237-DCI2	3"	---	12
238-DCI2	3 1/2"	---	6
239-DCI2	4"	---	6

Set Screw Connectors

1/2" thru 1 1/2"

2"

2 1/2" thru 4"

2 1/2" thru 2" Malleable

5" & 6" Malleable

Set screw type fitting used to join unthreaded rigid or IMC conduit to box or enclosure. Concrete-tight.

c UL us File No. E9391: 3500-US thru 3505-US; 3500 thru 3505

c UL us File No. E24001: 236 thru 239; 236-I thru 239-I

Note: UL listing not applicable to 5" & 6" Malleable Iron.

Steel

Catalog Number	Trade Size	Unit Qty.	Std. Pkg.
236	2 1/2"	2	10
237	3"	2	10
238	3 1/2"	---	6
239	4"	---	6

Steel / Insulated Throat - 105°C

Catalog Number	Trade Size	Unit Qty.	Std. Pkg.
236-I	2 1/2"	2	10
237-I	3"	2	10
238-I	3 1/2"	---	6
239-I	4"	---	6

Steel (Made in the USA!)

Catalog Number	Trade Size	Unit Qty.	Std. Pkg.
3500-US	1/2"	50	500
3501-US	3/4"	25	250
3502-US	1"	25	250
3503-US	1 1/4"	20	120
3504-US	1 1/2"	10	60
3505-US	2"	5	30

Malleable Iron

Catalog Number	Trade Size	Unit Qty.	Std. Pkg.
3500	1/2"	50	200
3501	3/4"	25	250
3502	1"	25	100
3503	1 1/4"	20	120
3504	1 1/2"	10	60
3505	2"	5	30
3510	5"	1	5
3511	6"	1	5

Malleable Iron / Insulated Throat - 105°C

Catalog Number	Trade Size	Unit Qty.	Std. Pkg.
3510-I	5"	1	5
3511-I	6"	1	5

Set Screw Couplings

Zinc
1/2" thru 1"

Zinc
2 1/2" thru 4"

1/2" thru 2"
Malleable

Malleable
5" & 6"

Steel
1/2" thru 1 1/2"

Steel
2"

Steel
2 1/2" thru 4"

Set screw type fitting used to join two unthreaded lengths of rigid or IMC conduit. Concrete-tight. 2 1/2" thru 6" furnished with four set screws.

c UL us File No. E24001: 246 thru 249; 246-DC thru 249-DC

c UL us File No. E9391: 3600-US thru 3605-US; 3600 thru 3605

CSA File No. LR39354: 246-DC thru 249-DC

Note: 2 1/2" thru 4" zinc die cast is UL Listed for rigid steel or aluminum EMT conduit.

Note: UL Listing not applicable to 5" & 6" Malleable Iron.

Zinc Die Cast

Catalog Number	Trade Size	Unit Qty.	Std. Pkg.
40-DC	1/2"	50	500
41-DC	3/4"	25	250
42-DC	1"	25	250
246-DC	2 1/2"	---	12
247-DC	3"	---	12
248-DC	3 1/2"	---	6
249-DC	4"	---	6

Steel (Made in the USA!)

Catalog Number	Trade Size	Unit Qty.	Std. Pkg.
3600-US	1/2"	50	500
3601-US	3/4"	25	250
3602-US	1"	50	200
3603-US	1 1/4"	15	90
3604-US	1 1/2"	10	60
3605-US	2"	5	30

Steel

Catalog Number	Trade Size	Unit Qty.	Std. Pkg.
246	2 1/2"	2	10
247	3"	2	10
248	3 1/2"	---	6
249	4"	---	6

Malleable Iron

Catalog Number	Trade Size	Unit Qty.	Std. Pkg.
3600	1/2"	30	120
3601	3/4"	25	100
3602	1"	25	100
3603	1 1/4"	15	90
3604	1 1/2"	10	60
3605	2"	5	30
3610	5"	1	5
3611	6"	1	5

Pull Elbows

Used for connecting threaded rigid or IMC to box or enclosure. Removable aluminum cover and neoprene gasket facilitate wire pulling.

c UL us File No. E9391

Zinc Die Cast

Catalog Number	Trade Size	Unit Qty.	Std. Pkg.
71-DC2	1/2"	10	100
72-DC2	3/4"	5	50

Pull Elbows

Used for connecting threaded rigid or EMT to box or enclosure. Removable aluminum cover and neoprene gasket facilitate wire pulling.

c UL us File No. E9391

Aluminum

Catalog Number	Trade Size	Unit Qty.	Std. Pkg.
71-DCA	1/2"	10	100
72-DCA	3/4"	5	50

Pull Elbows

Used for connecting threaded rigid or IMC to form 90° bend. Removable aluminum cover and neoprene gasket facilitate wire pulling.

c UL us File No. E9391

Zinc Die Cast

Catalog Number	Trade Size	Unit Qty.	Std. Pkg.
81-DC	1/2"	10	100
82-DC	3/4"	5	50
83-DC	1"	5	25
84-DC	1 1/4"	5	20

Pull Elbows

Used for connecting threaded rigid to rigid or EMT to EMT to form 90° bend. Removable aluminum cover and neoprene gasket facilitate wire pulling. Raintight when used with Rigid Conduit.

c UL us File No. E9391

Aluminum

Catalog Number	Trade Size	Unit Qty.	Std. Pkg.
81-DCA	1/2"	10	100
82-DCA	3/4"	5	50
83-DCA	1"	5	25
84-DCA	1 1/4"	5	20

Locknuts

Steel

Zinc

Used to fasten threaded conduit to opening in a box or enclosure.

File No. E9391: 101-S thru 112-S; 101-DC thru 106-DC

File No. LR39354: 101-S thru 112-S

Zinc Plated Steel - Conduit Locknut

Catalog Number	Trade Size	Unit Qty.	Std. Pkg.
100	3/8"	200	2000
101-S	1/2"	100	1000
102-S	3/4"	100	1000
103-S	1"	100	500
104-S	1 1/4"	---	100
105-S	1 1/2"	---	100
106-S	2"	---	50
107-S	2 1/2"	---	25
108-S	3"	---	25
109-S	3 1/2"	---	25
110-S	4"	---	25
111-S	5"	---	5
112-S	6"	---	5

Zinc Die Cast - Fitting Locknut

Catalog Number	Trade Size	Unit Qty.	Std. Pkg.
101-DC	1/2"	100	1000
102-DC	3/4"	100	1000
103-DC	1"	100	500
104-DC	1 1/4"	---	100
105-DC	1 1/2"	---	100
106-DC	2"	---	50
107-DC	2 1/2"	---	25
108-DC	3"	---	25
109-DC	3 1/2"	---	25
110-DC	4"	---	25

Vibration and Bonding Locknuts

Used in harsh vibration environments to fasten threaded conduit to unthreaded opening in a box or enclosure.

c UL us File No. E20412

Steel

Catalog Number	Trade Size	Unit Qty.	Std. Pkg.	Catalog Number	Trade Size	Unit Qty.	Std. Pkg.
121-S	1/2"	50	200	127-S	2 1/2"	5	25
122-S	3/4"	25	100	128-S	3"	5	25
123-S	1"	25	100	129-S	3 1/2"	---	5
124-S	1 1/4"	10	50	130-S	4"	---	5
125-S	1 1/2"	10	50	131-S	5"	---	5
126-S	2"	10	50	132-S	6"	---	5

Sealing Locknuts

Used to provide raintight seal when fastening threaded conduit to unthreaded opening in a box or enclosure.

c UL us File No. E9391

Steel / PVC Seal

Catalog Number	Trade Size	Unit Qty.	Std. Pkg.	Catalog Number	Trade Size	Unit Qty.	Std. Pkg.
141	1/2"	50	200	146	2"	25	100
142	3/4"	25	100	147	2 1/2"	5	25
143	1"	25	100	148	3"	5	25
144	1 1/4"	25	100	149	3 1/2"	5	25
145	1 1/2"	25	100	150	4"	5	25

Grounding Locknuts

Used to fasten threaded connectors or nipples to box or enclosure. Offers an additional bonding/grounding path. Listed for use with rigid conduit, threaded hubs and conduit nipples.

Listed

Zinc Die Cast

Catalog Number	Trade Size	Lug Size	Unit Qty.	Std. Pkg.
161-G	1/2"	14 - 4	10	50
162-G	3/4"	14 - 4	10	50
163-G	1"	14 - 4	10	50
164-G	1 1/4"	14 - 1/0	10	50
165-G	1 1/2"	14 - 1/0	10	50
166-G	2"	14 - 1/0	10	50
167-G	2 1/2"	14 - 1/0	5	25
168-G	3"	14 - 1/0	1	25
169-G	3 1/2"	6 - 3/0	1	5
170-G	4"	6 - 3/0	1	5

Threaded Hubs

To secure threaded rigid service entrance conduit to box or enclosure. Insulated throat rated 105°C. BUNA-N sealing ring completely encircles knockout to prevent contaminants from entering enclosure. Concrete-tight.

c UL us File No. E9391: Type 4 - Water Tight

CSA File No. LR39354

Note: UL listing not applicable to 5" & 6" Malleable Iron.

Zinc Die Cast

Catalog Number	Trade Size	Unit Qty.	Std. Pkg.	Catalog Number	Trade Size	Unit Qty.	Std. Pkg.
151-DC	1/2"	25	100	156-DC	2"	2	20
152-DC	3/4"	25	100	157-DC	2 1/2"	---	10
153-DC	1"	10	50	158-DC	3"	---	5
154-DC	1 1/4"	5	25	159-DC	3 1/2"	1	5
155-DC	1 1/2"	2	20	160-DC	4"	1	5

Malleable Iron

Catalog Number	Trade Size	Unit Qty.	Std. Pkg.
3161	5"	---	2
3162	6"	---	2

Lock - A - Liners

Used for converting ordinary bushings and connectors to code approved insulating bushings and connectors without disturbing wiring.

UL File No. E11259

Polypropylene - 105°C

Catalog Number	Trade Size	Unit Qty.	Std. Pkg.	Catalog Number	Trade Size	Unit Qty.	Std. Pkg.
191	1/2"	25	100	194	1 1/4"	10	40
192	3/4"	25	100	195	1 1/2"	10	40
193	1"	25	100	196	2"	10	40

Compression Connectors

Zinc

Steel

Malleable

Compression type connector used to join unthreaded steel rigid conduit to box or enclosure. 2 1/2" and larger zinc die cast also suitable for steel and aluminum rigid and EMT conduit. UL Listed concrete-tight. CSA Listed concrete-tight/raintight use in Canada. (All except malleable iron.)

c UL us File No. E9391

File No. LR39354 (All except malleable iron.)

Zinc Die Cast

Catalog Number	Trade Size	Unit Qty.	Std. Pkg.
256-DC2	2 1/2"	---	12
257-DC2	3"	---	12
258-DC2	3 1/2"	---	6
259-DC2	4"	---	6

Zinc Die Cast / Insulated Throat - 105°C

Catalog Number	Trade Size	Unit Qty.	Std. Pkg.
256-DCI2	2 1/2"	---	12
257-DCI2	3"	---	12
258-DCI2	3 1/2"	---	6
259-DCI2	4"	---	6

Steel (Made in the USA!)

Catalog Number	Trade Size	Unit Qty.	Std. Pkg.
3000-US	1/2"	25	100
3001-US	3/4"	25	100
3002-US	1"	5	25
3003-US	1 1/4"	5	25
3004-US	1 1/2"	2	10
3005-US	2"	1	5

Malleable Iron

Catalog Number	Trade Size	Unit Qty.	Std. Pkg.
3000	1/2"	25	100
3001	3/4"	25	100
3002	1"	5	25
3003	1 1/4"	5	25
3004	1 1/2"	2	10
3005	2"	1	5
3006	2 1/2"	2	10
3007	3"	2	10
3008	3 1/2"	---	6
3009	4"	---	6

Compression Couplings

Zinc

Steel

Malleable

Compression type coupling used to join two lengths of unthreaded steel rigid conduit. 2 1/2" and larger zinc die cast also suitable for steel and aluminum rigid and EMT conduit. UL Listed concrete-tight. CSA Listed concrete-tight/raintight use in Canada. (All except malleable iron.)

c UL us File No. E9391

File No. LR39354 (All except malleable iron.)

Zinc Die Cast

Catalog Number	Trade Size	Unit Qty.	Std. Pkg.
266-DC	2 1/2"	---	12
267-DC	3"	---	12
268-DC	3 1/2"	---	6
269-DC	4"	---	6

Steel (Made in the USA!)

Catalog Number	Trade Size	Unit Qty.	Std. Pkg.
3100-US	1/2"	25	100
3101-US	3/4"	25	100
3102-US	1"	5	25
3103-US	1 1/4"	5	25
3104-US	1 1/2"	2	10
3105-US	2"	---	5

Malleable Iron

Catalog Number	Trade Size	Unit Qty.	Std. Pkg.
3100	1/2"	25	100
3101	3/4"	25	100
3102	1"	5	25
3103	1 1/4"	5	25
3104	1 1/2"	2	10

Catalog Number	Trade Size	Unit Qty.	Std. Pkg.
3105	2"	1	5
3106	2 1/2"	2	10
3107	3"	2	10
3108	3 1/2"	---	6
3109	4"	---	6

Combination Couplings

Zinc

Steel

Set screw type fitting used to join EMT to rigid or IMC. Concrete-tight. Furnished with Tri-Drive slot/Phillips/Robertson head screws.

Listed: 290-DC thru 292-DC

File No. E9391: 290-S thru 292-S

Zinc Die Cast

Catalog Number	EMT Trade Size	Rigid Trade Size	Unit Qty.	Std. Pkg.
290-DC	1/2"	1/2"	50	200
291-DC	3/4"	3/4"	25	100
292-DC	1"	1"	25	100

Steel

Catalog Number	EMT Trade Size	Rigid Trade Size	Unit Qty.	Std. Pkg.
290-S	1/2"	1/2"	25	100
291-S	3/4"	3/4"	25	100
292-S	1"	1"	10	50

Mighty-Merge® Raintight Combination Couplings

Couplings used to transition EMT to rigid for a secure raintight/ wet location seal. Patented.

Listed

NEW

Zinc Die Cast

Catalog Number	EMT Trade Size	Rigid Trade Size	Unit Qty.	Std. Pkg.
290-RT	1/2"	1/2"	25	100
291-RT	3/4"	3/4"	25	100
292-RT	1"	1"	10	50

Combination Couplings

Used to join rigid or IMC to EMT. Coupling internally threaded for rigid / IMC. Compression type for EMT. Concrete-tight.

File No. E9391: 292-MS

Zinc Plated Steel

Catalog Number	EMT Trade Size	Rigid Trade Size	Unit Qty.	Std. Pkg.
290-MS	1/2"	1/2"	25	100
291-MS	3/4"	3/4"	25	100
292-MS	1"	1"	10	50

Raintight Combination Couplings

Used to join rigid or IMC to metallic liquid tight conduit. Concrete-tight.

Listed "Raintight"

File No. E9391

Steel

Catalog Number	LT Trade Size	Rigid Trade Size	Unit Qty.	Std. Pkg.
4369-LT	3/8"	1/2"	25	125
4370-LT	1/2"	1/2"	20	100
4371-LT	3/4"	3/4"	10	50
4372-LT	1"	1"	5	25
4373-LT	1 1/4"	1 1/4"	4	20
4374-LT	1 1/2"	1 1/2"	3	15
4375-LT	2"	2"	2	10

Pull Caps

Used for capping EMT, rigid and most bushings.

Polyethylene

Catalog Number	Trade Size	Unit Qty.	Std. Pkg.	Catalog Number	Trade Size	Unit Qty.	Std. Pkg.
341	1/2"	100	1000	344	1 1/4"	50	250
342	3/4"	100	1000	345	1 1/2"	25	100
343	1"	100	1000	346	2"	25	100

Bushings

Used with locknut to protect conductors inside threaded rigid or IMC conduit entering a box. Rounded surface of bushing prevents damage to wire insulation.

UL File No. E9391: 321 thru 332

UL File No. E11259: 321-B thru 330-B

CSA File No. LR39354

Plastic - 105°C

Catalog Number	Trade Size	Unit Qty.	Std. Pkg.
321	1/2"	100	1000
322	3/4"	100	1000
323	1"	50	500
324	1 1/4"	---	100
325	1 1/2"	---	100
326	2"	---	50
327	2 1/2"	---	25
328	3"	---	25
329	3 1/2"	---	25
330	4"	---	20
331	5"	---	5
332	6"	---	5

Plastic - 105°C

Catalog Number	Trade Size	Unit Qty.	Std. Pkg.
321-B	1/2"	100	1000
322-B	3/4"	100	1000
323-B	1"	50	500
324-B	1 1/4"	---	100
325-B	1 1/2"	---	100
326-B	2"	---	50
327-B	2 1/2"	---	25
328-B	3"	---	25
329-B	3 1/2"	---	25
330-B	4"	---	20

Insulated Bushings

Used with locknut to protect conductors inside threaded rigid or IMC conduit entering a box. Plastic liner prevents damage to wire insulation. All products rated 150°C except catalog numbers 371 and 372 which are rated 105°C.

File No. E9391

Malleable Iron / Plastic Metaliner

Catalog Number	Trade Size	Unit Qty.	Std. Pkg.
361	1/2"	100	1000
362	3/4"	100	1000
363	1"	50	500
364	1 1/4"	10	100
365	1 1/2"	10	100
366	2"	10	100
367	2 1/2"	2	10
368	3"	2	10
369	3 1/2"	---	5
370	4"	---	5
371	5"	---	5
372	6"	---	5

Zinc Die Cast / Plastic Metaliner

Catalog Number	Trade Size	Unit Qty.	Std. Pkg.
361-DC	1/2"	100	1000
362-DC	3/4"	100	1000
363-DC	1"	50	500
364-DC	1 1/4"	10	100
365-DC	1 1/2"	10	100
366-DC	2"	10	100
367-DC	2 1/2"	2	10
368-DC	3"	2	10
369-DC	3 1/2"	---	5
370-DC	4"	---	5

Insulated Grounding Bushings

Used with locknut to terminate service conduit to cabinet. Aluminum alloy lug provided for bonding jumper to neutral busbar. Plastic liner prevents damage to wire insulation.

c UL us File No. E20412

Malleable Iron / Plastic Metaliner - 150°C

Catalog Number	Grounding Lug Wire Capacity Min. Max. Solid Strand	Trade Size	Unit Qty.	Std. Pkg.
381	14 to 4	1/2"	50	500
382	14 to 4	3/4"	50	500
383	14 to 4	1"	25	250
384	14 to 1/0	1 1/4"	20	200
384-14	14 to 4	1 1/4"	20	200
385	14 to 1/0	1 1/2"	20	200
385-14	14 to 4	1 1/2"	20	200
386	14 to 1/0	2"`	10	100
386-14	14 to 4	2"	10	100
387	14 to 1/0	2 1/2"	---	25
387-40	6 to 250 MCM	2 1/2"	---	25
388	14 to 1/0	3"	---	25
388-40	6 to 250 MCM	3"	---	25
389	14 to 1/0	3 1/2"	---	25
389-40	6 to 250 MCM	3 1/2"	---	25
390	14 to 1/0	4"	---	20
390-40	6 to 250 MCM	4"	---	20
391	6 to 250 MCM	5"	---	5
392	6 to 250 MCM	6"	---	5

Insulated Grounding Bushings

Used with locknut to terminate service conduit to cabinet. Aluminum alloy lug provided for bonding jumper to neutral busbar. Plastic liner prevents damage to wire insulation.

c UL us File No. E20412

Zinc Die Cast / Plastic Metaliner - 150°C

Catalog Number	Grounding Lug Wire Capacity Min. Max. Solid Strand	Trade Size	Unit Qty.	Std. Pkg.
381-DC	14 to 4	1/2"	50	500
382-DC	14 to 4	3/4"	50	500
383-DC	14 to 4	1"	25	250
384-DC	14 to 1/0	1 1/4"	20	200
384-DC14	14 to 4	1 1/4"	20	200
385-DC	14 to 1/0	1 1/2"	20	200
385-DC14	14 to 4	1 1/2"	20	200
386-DC	14 to 1/0	2"	10	100
386-DC14	14 to 4	2"	10	100
387-DC	14 to 1/0	2 1/2"	---	25
387-DC40	6 to 250 MCM	2 1/2"	---	25
388-DC	14 to 1/0	3"	---	25
388-DC40	6 to 250 MCM	3"	---	25
389-DC	14 to 1/0	3 1/2"	---	25
389-DC40	6 to 250 MCM	3 1/2"	---	25
390-DC	14 to 1/0	4"	---	20
390-DC40	6 to 250 MCM	4"	---	20

Mighty-Rite® Nonmetallic Split Bushings

NEW

Patented split design allows for installation after conductors have been pulled. Used with a locknut to terminate threaded rigid and IMC to a box or enclosure. Used with a connector to prevent damage to wire insulation. Rated 105°C.

c UL us File No. E9391

Nonmetallic Split Bushing

Catalog Number	Trade Size	Unit Qty.	Std. Pkg.
SB-383NM	1"	25	250
SB-384NM	1 1/4"	20	200
SB-385NM	1 1/2"	20	200
SB-386NM	2"	10	100
SB-387NM	2 1/2"	---	25
SB-388NM	3"	---	25
SB-389NM	3 1/2"	---	25
SB-390NM	4"	---	20

Mighty-Rite®
Split Grounding Bushings

Install your bushings before or after pulling wire and making connections. Mighty-Rite's innovative hinged design adjusts and aligns easier – even in tight spots. Our adjustable lay-in lugs accept and position conductors for simple access. Mighty-Rite's unique split design and ease-of-use allows shorter facility downtime when upgrading existing power and data systems.

All Zinc Die Cast Mighty-Rites are now available with Stainless steel hardware, for use in outdoor applications. Stainless steel hardware will be available by October 2016.

150°C Captive Nylon Insulator. Patented.

c UL us File No. E20412

Zinc Die Cast / Aluminum Alloy Lug

Catalog Number	Grounding Lug Wire Capacity Min. Max. Solid Strand	Trade Size	Unit Qty.	Std. Pkg.
SGB-382CL	14 to 4	3/4"	25	250
SGB-383CL	14 to 4	1"	25	250
SGB-38414	14 to 4	1 1/4"	20	200
SGB-384CL	14 to 1/0	1 1/4"	20	200
SGB-38514	14 to 4	1 1/2"	20	200
SGB-385CL	14 to 1/0	1 1/2"	20	200
SGB-38614	14 to 4	2"	10	100
SGB-386CL	14 to 1/0	2"	10	100
SGB-38740	6 to 250 MCM	2 1/2"	---	25
SGB-387CL	14 to 1/0	2 1/2"	---	25
SGB-38840	6 to 250 MCM	3"	---	25
SGB-388CL	14 to 1/0	3"	---	25
SGB-38940	6 to 250 MCM	3 1/2"	---	25
SGB-389CL	6 to 3/0	3 1/2"	---	25
SGB-39040	6 to 250 MCM	4"	---	20
SGB-390CL	6 to 3/0	4"	---	20

Mighty-Rite®
Split Grounding Bushings

Install your bushings before or after pulling wire and making connections. Mighty-Rite's innovative hinged design adjusts and aligns easier – even in tight spots. Our adjustable lay-in lugs accept and position conductors for simple access. Mighty-Rite's unique split design and ease-of-use allows shorter facility downtime when upgrading existing power and data systems.

150°C Captive Nylon Insulator. Patented.

c UL us File No. E20412

Steel / Aluminum Alloy Lug

Catalog Number	Grounding Lug Wire Capacity Min. Max. Solid Strand	Trade Size	Unit Qty.	Std. Pkg.
SGBS-381CL	14 to 4	1/2"	25	250
SGBS-382CL	14 to 4	3/4"	25	250
SGBS-383CL	14 to 4	1"	25	250
SGBS-38414	14 to 4	1 1/4"	20	200
SGBS-384CL	14 to 1/0	1 1/4"	20	200
SGBS-38514	14 to 4	1 1/2"	20	200
SGBS-385CL	14 to 1/0	1 1/2"	20	200
SGBS-38614	14 to 4	2"	10	100
SGBS-386CL	14 to 1/0	2"	10	100
SGBS-38740	6 to 250 MCM	2 1/2"	---	25
SGBS-387CL	14 to 1/0	2 1/2"	---	25
SGBS-38840	6 to 250 MCM	3"	---	25
SGBS-388CL	14 to 1/0	3"	---	25
SGBS-38940	6 to 250 MCM	3 1/2"	---	25
SGBS-389CL	6 to 3/0	3 1/2"	---	25
SGBS-39040	6 to 250 MCM	4"	---	20
SGBS-390CL	6 to 3/0	4"	---	20
SGBS-39050	350 to 500 MCM	4"	---	10
SGBS-39150	350 to 500 MCM	5"	---	10
SGBS-39250	350 to 500 MCM	6"	---	10

Bushing Pennies

Used inside bushing to prevent foreign matter from entering conduit.

Galvanized Steel

Catalog Number	Trade Size	Unit Qty.	Std. Pkg.	Catalog Number	Trade Size	Unit Qty.	Std. Pkg.
1661	1/2"	500	1000	1667	2 1/2"	50	100
1662	3/4"	250	500	1668	3"	50	100
1663	1"	100	200	1669	3 1/2"	25	100
1664	1 1/4"	50	100	1670	4"	25	100
1665	1 1/2"	50	100	1671	5"	25	100
1666	2"	50	100				

Threadless Grounding Bushings

Used to terminate threadless rigid conduit or IMC to a cabinet. Aluminum alloy lug provided for bonding jumper to neutral busbar. Plastic liner prevents damage to wire insulation.

c UL us File No. E20412

Zinc Die Cast / Aluminum Alloy Lug

Catalog Number	Grounding Lug Wire Capacity Min. Max. Solid Strand	Trade Size	Unit Qty.	Std. Pkg.
TL-381	14 to 4	1/2"	50	500
TL-382	14 to 4	3/4"	50	500
TL-383	14 to 4	1"	25	250
TL-384	8 to 1/0	1 1/4"	20	200
TL-38414	14 to 4	1 1/4"	20	200
TL-385	8 to 1/0	1 1/2"	20	200
TL-38514	14 to 4	1 1/2"	20	200
TL-386	8 to 1/0	2"	10	100
TL-38614	14 to 4	2"	10	100
TL-387	8 to 1/0	2 1/2"	---	25
TL-38740	6 to 250MCM	2 1/2"	---	25
TL-388	8 to 1/0	3"	---	25
TL-38840	6 to 250MCM	3"	---	25
TL-389	6 to 3/0	3 1/2"	---	25
TL-38940	6 to 250MCM	3 1/2"	---	25
TL-390	6 to 3/0	4"	---	20
TL-39040	6 to 250MCM	4"	---	20

One Hole Pipe Straps

Malleable/Aluminum

To support rigid conduit and IMC to mounting surface.

File No. E161206: 901 thru 913

File No. LR39354: 900 thru 912

Malleable Iron

Catalog Number	Trade Size	Unit Qty.	Std. Pkg.	Catalog Number	Trade Size	Unit Qty.	Std. Pkg.
900	3/8"	100	1000	906	2"	---	25
901	1/2"	100	1000	907	2 1/2"	---	25
902	3/4"	---	100	908	3"	---	10
903	1"	---	100	909	3 1/2"	---	10
904	1 1/4"	---	50	910	4"	---	10
905	1 1/2"	---	50	912	5"	---	5
				913	6"	---	5

Aluminum

Catalog Number	Trade Size	Unit Qty.	Std. Pkg.	Catalog Number	Trade Size	Unit Qty.	Std. Pkg.
901-AL	1/2"	100	1000	904-AL	1 1/4"	---	50
902-AL	3/4"	---	100	905-AL	1 1/2"	---	50
903-AL	1"	---	100	906-AL	2"	---	25

One Hole Pipe Straps

Steel

To support rigid conduit and IMC to mounting surface.

File No. LR39354: 901-S through 903-S

Malleable Iron

Catalog Number	Trade Size	Unit Qty.	Std. Pkg.	Catalog Number	Trade Size	Unit Qty.	Std. Pkg.
901-S	1/2"	50	500	906-S	2"	---	25
902-S	3/4"	50	500	907-S	2 1/2"	---	25
903-S	1"	50	200	908-S	3"	---	25
904-S	1 1/4"	25	100	909-S	3 1/2"	---	10
905-S	1 1/2"	25	100	910-S	4"	---	10

Two Hole Pipe Straps

Used to secure rigid conduit or IMC.

c UL us File No. E161206: 1907 thru 1910

CSA File No. LR39354

Zinc Plated Steel

Catalog Number	Trade Size	Unit Qty.	Std. Pkg.	Catalog Number	Trade Size	Unit Qty.	Std. Pkg.
1901	1/2"	250	2500	1906	2"	25	250
1902	3/4"	150	1500	1907	2 1/2"	25	100
1903	1"	100	1000	1908	3"	20	80
1904	1 1/4"	50	500	1909	3 1/2"	15	60
1905	1 1/2"	50	500	1910	4"	10	40

Rigid Nail Straps

Used to secure rigid conduit and IMC to wood.

Zinc Plated Steel

Catalog Number	Trade Size	Unit Qty.	Std. Pkg.
901-NS	1/2"	100	1000
902-NS	3/4"	100	1000
903-NS	1"	100	1000

Clamp Backs

Provides space between conduit and mounting surface, for use with malleable or aluminum straps

c UL us File No. E161206: 941 thru 950; 9951 thru 9952

Malleable Iron

Catalog Number	Trade Size	Unit Qty.	Std. Pkg.	Catalog Number	Trade Size	Unit Qty.	Std. Pkg.
941	1/2"	50	250	947	2 1/2"	2	10
942	3/4"	50	250	948	3"	2	10
943	1"	25	100	949	3 1/2"	---	5
944	1 1/4"	20	100	950	4"	---	5
945	1 1/2"	10	100	9951	5"	---	5
946	2"	5	50	9952	6"	---	5

Aluminum

Catalog Number	Trade Size	Unit Qty.	Std. Pkg.	Catalog Number	Trade Size	Unit Qty.	Std. Pkg.
941-AL	1/2"	50	250	944-AL	1 1/4"	20	100
942-AL	3/4"	50	250	945-AL	1 1/2"	10	100
943-AL	1"	25	100	946-AL	2"	5	50

Mighty-Hold® Universal Clamp Straps

NEW

SOLAR

One piece clamp back and strap secures both cable and conduit. Secures EMT, Rigid, IMC, Metallic Liquid Tight, Nonmetallic Liquid Tight, FMC, and Schedule 40 and Schedule 80 PVC conduit, as well as steel and aluminum AC/MC cable. Patented.

c UL us File No. E161206

c ETL us All UCSC sizes

Zinc Plated Steel

Catalog Number	Trade Size	Unit Qty.	Std. Pkg.
UCS-5075	1/2" - 3/4"	50	250
UCS-75100	3/4" - 1"	50	250
UCS-100125	1" - 1 1/4"	25	100
UCS-125150	1 1/4" - 1 1/2"	--	25
UCS-150200	1 1/2" - 2"	--	25

Polyolefin Coated Steel

Catalog Number	Trade Size	Unit Qty.	Std. Pkg.
UCSC-5075	1/2"-3/4"	50	250
UCSC-75100	3/4"-1"	50	250
UCSC100125	1" - 1 1/4"	25	100
UCSC125150	1 1/4" - 1 1/2"	--	25
UCSC150200	1 1/2" - 2"	--	25

Reducing Washers

To be used in pairs to reduce the size of knockout holes.

File No. E11259: 1061 thru 1088

File No. LR39354: 1061 thru 1088

Galvanized Steel

Catalog Number	Trade Size	Unit Qty.	Std. Pkg.
1061	3/4" - 1/2"	250	1000
1062	1" - 1/2"	250	1000
1063	1" - 3/4"	250	1000
1064	1 1/4" - 1/2"	100	500
1065	1 1/4" - 3/4"	100	500
1066	1 1/4" - 1"	100	500
1067	1 1/2" - 1/2"	100	200
1068	1 1/2" - 3/4"	100	200
1069	1 1/2" - 1"	100	200
1070	1 1/2" - 1 1/4"	100	200
1071	2" - 1/2"	50	100
1072	2" - 3/4"	50	100
1073	2" - 1"	50	100
1074	2" - 1 1/4"	50	100
1075	2" - 1 1/2"	50	100
1076	2 1/2" - 1/2"	50	100
1077	2 1/2" - 3/4"	50	100
1078	2 1/2" - 1"	50	100
1079	2 1/2" - 1 1/4"	50	100
1080	2 1/2" - 1 1/2"	50	100
1081	2 1/2" - 2"	50	100
1082	3" - 1/2"	---	25
1083	3" - 3/4"	---	25
1084	3" - 1"	---	25
1085	3" - 1 1/4"	---	25
1086	3" - 1 1/2"	---	25
1087	3" - 2"	---	25
1088	3" - 2 1/2"	---	25

Catalog Number	Trade Size	Unit Qty.	Std. Pkg.
1089-1	3 1/2" - 1/2"	---	10
1089-2	3 1/2" - 3/4"	---	10
1089-3	3 1/2" - 1"	---	10
1089-4	3 1/2" - 1 1/4"	---	10
1089-5	3 1/2" - 1 1/2"	---	10
1089-6	3 1/2" - 2"	---	10
1089-7	3 1/2" - 2 1/2"	---	10
1089-8	3 1/2" - 3"	---	10
1090-1	4" - 1/2"	---	10
1090-2	4" - 3/4"	---	10
1090-3	4" - 1"	---	10
1090-4	4" - 1 1/4"	---	10
1090-5	4" - 1 1/2"	---	10
1090-6	4" - 2"	---	10
1090-7	4" - 2 1/2"	---	10
1090-8	4" - 3"	---	10
1090-9	4" - 3 1/2"	---	10

Mighty-Seal® Raintight Reducing Sealing Washers

Used when a concentric knockout breaks out larger than expected. Maintains NEMA 3R rating on listed enclosures. Includes one coated and one uncoated washer. Coated washer installs on the exterior of the box. Sunlight resistant. Patent Pending.

c UL us File No. E11259

SOLAR

Coated Galvanized Steel

Catalog Number	Trade Size	Unit Qty.	Std. Pkg.	Catalog Number	Trade Size	Unit Qty.	Std. Pkg.
1061-RT	3/4" - 1/2"	20	200	1066-RT	1 1/4" - 1"	20	200
1062-RT	1" - 1/2"	20	200	1071-RT	2" - 1/2"	10	100
1063-RT	1" - 3/4"	20	200	1072-RT	2" - 3/4"	10	100
1064-RT	1 1/4" - 1/2"	20	200	1073-RT	2" - 1"	10	100
1065-RT	1 1/4" - 3/4"	20	200	1074-RT	2" - 1 1/4"	10	100

Conduit Nipples

When used with locknut, conduit nipples serve as a short raceway between enclosures.

UL File No. E9391 CSA File No. LR39354

Malleable Iron

Catalog Number	Trade Size	Unit Qty.	Std. Pkg.	Catalog Number	Trade Size	Unit Qty.	Std. Pkg.
1102	1/2"	100	1000	1108	2 1/2"	2	10
1103	3/4"	50	500	1109	3"	2	10
1104	1"	25	250	1110	3 1/2"	---	5
1105	1 1/4"	10	100	1111	4"	---	5
1106	1 1/2"	10	100	1112	5"	---	5
1107	2"	5	25	1113	6"	---	5

Malleable Iron / Insulated Throat - 105°C

Catalog Number	Trade Size	Unit Qty.	Std. Pkg.	Catalog Number	Trade Size	Unit Qty.	Std. Pkg.
1102-I	1/2"	100	1000	1107-I	2"	5	25
1103-I	3/4"	50	500	1108-I	2 1/2"	2	10
1104-I	1"	25	250	1109-I	3"	2	10
1105-I	1 1/4"	10	100	1110-I	3 1/2"	---	5
1106-I	1 1/2"	10	100	1111-I	4"	---	5

Conduit Nipples

When used with a locknut, conduit nipples serve as a short raceway between enclosures.

c UL us File No. E9391

1" Length Zinc Die Cast Conduit Nipples

Catalog Number	Trade Size	Unit Qty.	Std. Pkg.
1791-DC	1/2"	100	1000
1792-DC	3/4"	50	500
1793-DC	1"	25	250

Zinc Die Cast

Catalog Number	Trade Size	Unit Qty.	Std. Pkg.	Catalog Number	Trade Size	Unit Qty.	Std. Pkg.
1102-DC	1/2"	100	1000	1107-DC	2"	5	50
1103-DC	3/4"	50	500	1108-DC	2 1/2"	---	25
1104-DC	1"	25	250	1109-DC	3"	---	10
1105-DC	1 1/4"	10	100	1110-DC	3 1/2"	---	10
1106-DC	1 1/2"	10	100	1111-DC	4"	---	10

Zinc Die Cast / Insulated Throat - 105°C

Catalog Number	Trade Size	Unit Qty.	Std. Pkg.	Catalog Number	Trade Size	Unit Qty.	Std. Pkg.
1102-DCI	1/2"	100	1000	1107-DCI	2"	5	50
1103-DCI	3/4"	50	500	1108-DCI	2 1/2"	---	25
1104-DCI	1"	25	250	1109-DCI	3"	---	10
1105-DCI	1 1/4"	10	100	1110-DCI	3 1/2"	---	10
1106-DCI	1 1/2"	10	100	1111-DCI	4"	---	10

Three-Piece Conduit Couplings

Used to join two lengths of threaded rigid and IMC conduit. Concrete-tight.

c UL us File No. E9391: 1121 thru 1130

CSA File No. LR39354: 1121 thru 1132

Malleable Iron

Catalog Number	Trade Size	Unit Qty.	Std. Pkg.	Catalog Number	Trade Size	Unit Qty.	Std. Pkg.
1121	1/2"	25	100	1127	2 1/2"	---	5
1122	3/4"	10	100	1128	3"	---	5
1123	1"	5	50	1129	3 1/2"	---	4
1124	1 1/4"	---	25	1130	4"	---	5
1125	1 1/2"	---	20	1131	5"	---	2
1126	2"	---	10	1132	6"	---	1

Aluminum

Catalog Number	Trade Size	Unit Qty.	Std. Pkg.	Catalog Number	Trade Size	Unit Qty.	Std. Pkg.
1121-AL	1/2"	25	100	1126-AL	2"	2	10
1122-AL	3/4"	10	100	1127-AL	2 1/2"	1	5
1123-AL	1"	5	50	1128-AL	3"	1	5
1124-AL	1 1/4"	5	25	1129-AL	3 1/2"	1	5
1125-AL	1 1/2"	5	20	1130-AL	4"	1	5

Mighty-Align® Self-Aligning, Raintight, Three-Piece Conduit Couplings

Used to join two lengths of threaded rigid and IMC conduit. Patented.

c UL us File No. E9391

SOLAR

Malleable Iron

Catalog Number	Trade Size	Unit Qty.	Std. Pkg.	Catalog Number	Trade Size	Unit Qty.	Std. Pkg.
1121-RT	1/2"	25	100	1126-RT	2"	---	10
1122-RT	3/4"	10	100	1127-RT	2 1/2"	---	5
1123-RT	1"	5	50	1128-RT	3"	---	5
1124-RT	1 1/4"	---	25	1129-RT	3 1/2"	---	4
1125-RT	1 1/2"	---	20	1130-RT	4"	---	5

Reducing Bushings

Used to reduce the size of internal female threads.

c UL us File No. E9391: 1161-1175

CSA File No. LR39354: Steel

Zinc Plated Steel

Catalog Number	Trade Size	Unit Qty.	Std. Pkg.	Catalog Number	Trade Size	Unit Qty.	Std. Pkg.
1160	1/2" - 3/8"	100	500	1168	1 1/2" - 3/4"	10	50
1161	3/4" - 1/2"	100	500	1169	1 1/2" - 1"	10	50
1162	1" - 1/2"	50	250	1170	1 1/2" - 1 1/4"	10	50
1163	1" - 3/4"	50	250	1171	2" - 1/2"	10	50
1164	1 1/4" - 1/2"	20	100	1172	2" - 3/4"	10	50
1165	1 1/4" - 3/4"	20	100	1173	2" - 1"	10	50
1166	1 1/4" - 1"	25	100	1174	2" - 1 1/4"	10	50
1167	1 1/2" - 1/2"	10	50	1175	2" - 1 1/2"	10	50

Malleable Iron

Catalog Number	Trade Size	Unit Qty.	Std. Pkg.	Catalog Number	Trade Size	Unit Qty.	Std. Pkg.
1176	2 1/2" - 2"	---	5	1182	3 1/2" - 3"	---	5
1179	3" - 2 1/2"	---	5	1185	4" - 3 1/2"	---	5

Offset Nipples

Used to offset the axis of raceway 3/4" between enclosure runs.

File No. E9391

File No. LR39354: 1520 thru 1525-DC

Zinc Die Cast

Catalog Number	Trade Size	Unit Qty.	Std. Pkg.	Catalog Number	Trade Size	Unit Qty.	Std. Pkg.
1520-DC	1/2"	20	200	1523-DC	1 1/4"	10	40
1521-DC	3/4"	10	100	1524-DC	1 1/2"	10	40
1522-DC	1"	5	50	1525-DC	2"	5	30

Cast Zinc

Catalog Number	Trade Size	Unit Qty.	Std. Pkg.
1526-DC	2 1/2"	2	10
1527-DC	3"	2	10

Mighty-Seal® Raintight Offset Nipples

SOLAR

Bridgeport's raintight offset nipples are used to offset the axis of a raceway 3/4" between enclosure runs. Rugged zinc die cast construction ensures mechanical protection and durability. Integrated sealing washers maintain wet location/raintight seal. Completely assembled with locknuts and sealing washers. Patented.

Listed

NEW

Zinc Die Cast

Catalog Number	Trade Size	Unit Qty.	Std. Pkg.
1520-RT	1/2"	20	200
1521-RT	3/4"	10	100
1522-RT	1"	5	50

Concrete Slab Elbows

Concrete slab elbows for use in minimum
6" concrete poured or pre-fabricated slabs. NPSM threads.

c UL us File No. E9391

Zinc Die Cast

Catalog Number	Trade Size	Unit Qty.	Std. Pkg.
CSE-075	3/4"	---	5
CSE-100	1"	---	5

Concrete Slab Inserts

For use in poured or pre-fabricated concrete slabs.
For threaded steel or aluminum rigid or IMC conduit.
NPSM threads.

c ETL us Listed

Zinc Die Cast

Catalog Number	Trade Size	Unit Qty.	Std. Pkg.
CSS-050	1/2"	10	40
CSS-075	3/4"	5	20
CSS-100	1"	5	20

Mighty-Move® Steel Expansion Couplings for Rigid

Assembles like a regular Rigid/IMC set screw coupling.
To install, simply slide coupling end stop onto fixed end of conduit and tighten set screw. Place movable conduit end completely into coupling and mark engagement, remove conduit and mark half the distance of engagement, reinstall conduit to half the distance.
Bonding jumper purchased separately.
US Patent 6,715,803B1.

c UL us File No. E9391

Zinc Die Cast

Catalog Number	Trade Size	Unit Qty.	Std. Pkg.	Catalog Number	Trade Size	Unit Qty.	Std. Pkg.
EC-075R	3/4"	15	60	EC-250*	2-1/2"	---	1
EC-100R	1"	10	40	EC-300*	3"	---	1
EC-125R	1-1/4"	8	40	EC-350*	3-1/2"	---	1
EC-150R	1-1/2"	6	30	EC-400*	4"	---	1
EC-200R	2"	---	4				

*2 1/2" thru 4" suitable for use with EMT or Rigid/IMC conduit.

Split Rigid Couplings

Split couplings used to join two lengths of threaded rigid and IMC conduit.

UL File No. E9391

Zinc Plated Malleable Iron

Catalog Number	Trade Size	Unit Qty.	Std. Pkg.	Catalog Number	Trade Size	Unit Qty.	Std. Pkg.
SRC-050	1/2"	25	100	SRC-250	2 1/2"	---	5
SRC-075	3/4"	10	100	SRC-300	3"	---	5
SRC-100	1"	5	50	SRC-350	3 1/2"	---	4
SRC-125	1 1/4"	---	25	SRC-400	4"	---	5
SRC-150	1 1/2"	---	20	SRC-500	5"	---	2
SRC-200	2"	---	10	SRC-600	6"	---	1

Notes

Notes

Pull Elbows

Used to connect EMT to box or enclosure.
Removable aluminum cover to facilitate wire pulling.

c UL us File No. E9391

Zinc Die Cast

Catalog Number	Trade Size	Unit Qty.	Std. Pkg.
51-DC2	1/2"	10	100
52-DC2	3/4"	5	50

Pull Elbows

Used to connect two lengths of EMT to form a 90° bend. Removable aluminum cover to facilitate wire pulling.

c UL us File No. E9391

Zinc Die Cast

Catalog Number	Trade Size	Unit Qty.	Std. Pkg.
61-DC	1/2"	10	100
62-DC	3/4"	5	50
63-DC	1"	5	25
64-DC	1 1/4"	5	20

Corner Elbows

Used to connect two lengths of EMT to form a 90° bend.

UL File No. E9391

Zinc Die Cast

Catalog Number	Trade Size	Unit Qty.	Std. Pkg.
CE-50	1/2"	10	100
CE-75	3/4"	5	50

Pull Elbows

Used for connecting threaded rigid or EMT to box or enclosure. Removable aluminum cover and neoprene gasket facilitate wire pulling.

File No. E9391

Aluminum

Catalog Number	Trade Size	Unit Qty.	Std. Pkg.
71-DCA	1/2"	10	100
72-DCA	3/4"	5	50

Pull Elbows

Used for connecting threaded rigid to rigid or EMT to EMT to form 90° bend. Removable aluminum cover and neoprene gasket facilitate wire pulling.

File No. E9391

Aluminum

Catalog Number	Trade Size	Unit Qty.	Std. Pkg.
81-DCA	1/2"	10	100
82-DCA	3/4"	5	50
83-DCA	1"	5	25
84-DCA	1 1/4"	5	20

Low Profile Compression Connectors

Compression type connector used to join EMT to box or enclosure. Concrete-tight.

UL File No. E24001

Zinc Die Cast

Catalog Number	Trade Size	Unit Qty.	Std. Pkg.
225-DC	1/2"	50	500
226-DC	3/4"	50	500

Set Screw Connectors

1/2" thru 2"

2 1/2" thru 4"

Set screw type fitting used to join EMT to box or enclosure. Concrete-tight. 1/2" thru 2" furnished with Tri-Drive slot/ Phillips/Robertson head screws.

c UL us File No. E24001

Steel

Catalog Number	Trade Size	Unit Qty.	Std. Pkg.	Catalog Number	Trade Size	Unit Qty.	Std. Pkg.
230	1/2"	50	500	235	2"	5	30
231	3/4"	25	250	236	2 1/2"	2	10
232	1"	25	250	237	3"	2	10
233	1 1/4"	20	120	238	3 1/2"	---	6
234	1 1/2"	10	60	239	4"	---	6

Steel / Insulated Throat - 105°C

Catalog Number	Trade Size	Unit Qty.	Std. Pkg.	Catalog Number	Trade Size	Unit Qty.	Std. Pkg.
230-I	1/2"	50	500	235-I	2"	5	30
231-I	3/4"	25	250	236-I	2 1/2"	2	10
232-I	1"	25	250	237-I	3"	2	10
233-I	1 1/4"	20	120	238-I	3 1/2"	---	6
234-I	1 1/2"	10	60	239-I	4"	---	6

Made in the USA
Set Screw Connectors

1/2" thru 2"

2 1/2" thru 4"

Set screw type fitting used to join EMT to box or enclosure. Concrete-tight.

UL File No. E24001

Steel				Steel / Insulated Throat - 105°C			
Catalog Number	Trade Size	Unit Qty.	Std. Pkg.	Catalog Number	Trade Size	Unit Qty.	Std. Pkg.
230-US	1/2"	50	500	230-USI	1/2"	50	500
231-US	3/4"	25	250	231-USI	3/4"	25	250
232-US	1"	25	250	232-USI	1"	25	250
233-US	1 1/4"	20	120	233-USI	1 1/4"	20	120
234-US	1 1/2"	10	60	234-USI	1 1/2"	10	60
235-US	2"	5	30	235-USI	2"	5	30
236-US	2 1/2"	2	10	236-USI	2 1/2"	2	10
237-US	3"	2	10	237-USI	3"	2	10
238-US	3 1/2"	---	6	238-USI	3 1/2"	---	6
239-US	4"	---	6	239-USI	4"	---	6

Set Screw Couplings

1/2" thru 2"

2 1/2" thru 4"

Set screw type coupling used to join two lengths of EMT. Concrete-tight. 1/2" thru 2" furnished with Tri-Drive slot/ Phillips/Robertson head screws.

c UL us File No. E24001

Steel

Catalog Number	Trade Size	Unit Qty.	Std. Pkg.	Catalog Number	Trade Size	Unit Qty.	Std. Pkg.
240	1/2"	50	500	245	2"	5	30
241	3/4"	25	250	246	2 1/2"	2	10
242	1"	20	200	247	3"	2	10
243	1 1/4"	15	90	248	3 1/2"	---	6
244	1 1/2"	10	60	249	4"	---	6

Made in the USA Steel Set Screw Couplings

1/2" thru 2"

2 1/2" thru 4"

Set screw type fitting used to join two lengths of EMT. Concrete-tight.

UL File No. E24001

Steel

Catalog Number	Trade Size	Unit Qty.	Std. Pkg.	Catalog Number	Trade Size	Unit Qty.	Std. Pkg.
240-US	1/2"	50	500	245-US	2"	5	30
241-US	3/4"	25	250	246-US	2 1/2"	2	10
242-US	1"	50	200	247-US	3"	2	10
243-US	1 1/4"	15	90	248-US	3 1/2"	---	6
244-US	1 1/2"	10	60	249-US	4"	---	6

Set Screw Couplings

Zinc
1/2" thru 1"

Zinc
1/4" thru 2"

Zinc
2 1/4" thru 4"

Set screw type coupling used to join two lengths of EMT. Concrete-tight. 1/2" thru 2" furnished with Tri-Drive slot/Phillips/ Robertson head screws.

c UL us File No. E24001

2" thru 4" UL listed for both steel and aluminum EMT.

CSA File No. LR39354

Zinc Die Cast

Catalog Number	Trade Size	Unit Qty.	Std. Pkg.	Catalog Number	Trade Size	Unit Qty.	Std. Pkg.
240-DC	1/2"	50	500	245-DC	2"	10	60
241-DC	3/4"	25	250	246-DC	2 1/2"	---	12
242-DC	1"	25	250	247-DC	3"	---	12
243-DC	1 1/4"	10	100	248-DC	3 1/2"	---	6
244-DC	1 1/2"	10	100	249-DC	4"	---	6

Set Screw Connectors

1/2" thru 1"

1 1/4" thru 2"

2 1/2" thru 4"

Set screw connector used to join EMT to box or enclosure.
2" thru 4" die cast UL Listed for both steel and aluminum EMT.
Concrete-tight. 1/2" thru 2" furnished with Tri-Drive slot/Phillips/ Robertson head screws.

File No. E24001

File No. LR39354

Zinc Die Cast

Catalog Number	Trade Size	Unit Qty.	Std. Pkg.	Catalog Number	Trade Size	Unit Qty.	Std. Pkg.
230-DC2	1/2"	50	500	235-DC2	2"	10	60
231-DC2	3/4"	25	250	236-DC2	2 1/2"	---	12
232-DC2	1"	25	250	237-DC2	3"	---	12
233-DC2	1 1/4"	10	100	238-DC2	3 1/2"	---	6
234-DC2	1 1/2"	10	100	239-DC2	4"	---	6

Zinc Die Cast / Insulated Throat - 105°C

Catalog Number	Trade Size	Unit Qty.	Std. Pkg.	Catalog Number	Trade Size	Unit Qty.	Std. Pkg.
230-DCI2	1/2"	50	500	235-DCI2	2"	10	60
231-DCI2	3/4"	25	250	236-DCI2	2 1/2"	---	12
232-DCI2	1"	25	250	237-DCI2	3"	---	12
233-DCI2	1 1/4"	10	100	238-DCI2	3 1/2"	---	6
234-DCI2	1 1/2"	10	100	239-DCI2	4"	---	6

Mighty-Align® EMT Slip Couplings

NEW

Used to join two lengths of EMT in tight or limited access applications. Back out center screw, slide coupling over one end of conduit then slide other conduit into place. Fully install center screw between conduits and tighten set screws. Patents Pending.

c UL us File No. E24001

Zinc Die Cast

Catalog Number	Trade Size	Unit Qty.	Std. Pkg.
241-DCSLP	3/4"	25	250
242-DCSLP	1"	25	250
245-DCSLP	2"	10	60
247-DCSLP	3"	---	12
249-DCSLP	4"	---	6

Quick Install EMT Connectors

Quick Install

1701-DC

1701-DCI

Quickly joins EMT to box or enclosure without the use of a locknut. Simply:

- Insert fitting into the knockout
- Insert EMT into the fitting
- Tighten the set screw to simultaneously secure the EMT and the fitting into the knockout.

c UL us File No. E24001

Zinc Die Cast

Catalog Number	Trade Size	Unit Qty.	Std. Pkg.
1701-DC	1/2”	50	500
1702-DC	3/4”	25	250

Zinc Die Cast / Insulated Throat - 105°C

Catalog Number	Trade Size	Unit Qty.	Std. Pkg.
1701-DCI	1/2”	50	500
1702-DCI	3/4”	25	250

Black Set Screw Connectors

Set screw connector used to join EMT to box or enclosure. Color coded black to match EMT for easy identification. Use with black EMT in dark colored areas or in open architecture applications. Concrete-tight. Furnished with Tri-Drive slot/Phillips/Robertson head screws. Patented.

c UL us File No. E24001

Steel

Catalog Number	Trade Size	Unit Qty.	Std. Pkg.
231-SBLK	3/4"	25	250

Blue Set Screw Connectors

Set screw connector used to join EMT to box or enclosure. Color coded blue to match EMT for easy identification. Use with blue EMT for low voltage wiring, data comm/video and network security applications. Concrete-tight. Furnished with Tri-Drive slot/Phillips/Robertson head screws. Patented.

c UL us File No. E24001

Steel

Catalog Number	Trade Size	Unit Qty.	Std. Pkg.
230-SBLU	1/2"	50	500
231-SBLU	3/4"	25	250
232-SBLU	1"	25	250
233-SBLU	1 1/4"	20	120

Green Set Screw Connectors

Set screw connector used to join EMT to box or enclosure. Color coded green to match EMT for easy identification. Use with green EMT for grounding/bonding, hospital and healthcare, such as nurse call station applications. Concrete-tight. Furnished with Tri-Drive slot/Phillips/Robertson head screws. Patented.

c UL us File No. E24001

Steel

Catalog Number	Trade Size	Unit Qty.	Std. Pkg.
231-SG	3/4"	25	250

Orange Set Screw Connectors

Set screw connector used to join EMT to box or enclosure. Color coded orange to match EMT for easy identification. Use with orange EMT in construction/research, fiber optic, isolated circuits, and auto repair/maintenance applications. Concrete-tight. Furnished with Tri-Drive slot/Phillips/Robertson head screws. Patented.

c UL us File No. E24001

Steel

Catalog Number	Trade Size	Unit Qty.	Std. Pkg.
231-SO	3/4"	25	250

Red® Fire Alarm Connectors

Set screw connector used to join EMT to box or enclosure. Color coded orange to match EMT for easy identification. Use with orange EMT in construction/research, fiber optic, isolated circuits, and auto repair/maintenance applications. Concrete-tight. Furnished with Tri-Drive slot/Phillips/Robertson head screws. Patented.

c UL us File No. E24001

Steel

Catalog Number	Trade Size	Unit Qty.	Std. Pkg.	Catalog Number	Trade Size	Unit Qty.	Std. Pkg.
230-SR	1/2"	50	500	234-SR	1 1/2"	10	60
231-SR	3/4"	25	250	235-SR	2"	5	30
232-SR	1"	25	250	236-SR	2 1/2"	2	10
233-SR	1 1/4"	20	120	237-SR	3"	2	10

White Set Screw Connectors

Set screw connector used to join EMT to box or enclosure. Color coded white to match EMT for easy identification. Use with white EMT in light colored areas and open architecture applications. Concrete-tight. Furnished with Tri-Drive slot/Phillips/ Robertson head screws. Patented.

c UL us File No. E24001

Steel

Catalog Number	Trade Size	Unit Qty.	Std. Pkg.
231-SW	3/4"	25	250

Yellow Set Screw Connectors

Set screw coupling used to join two lengths of EMT. Color coded yellow to match EMT for easy identification. Use with yellow EMT in special equipment, caution areas, and high voltage applications. Concrete-tight. Furnished with Tri-Drive slot/ Phillips/Robertson head screws. Patented.

c UL us File No. E24001

Steel

Catalog Number	Trade Size	Unit Qty.	Std. Pkg.
231-SY	3/4"	25	250

Black Set Screw Couplings

Set screw coupling used to join two lengths of EMT. Color coded black to match EMT for easy identification. Use with black EMT in dark colored areas or in open architecture applications. Concrete-tight. Furnished with Tri-Drive slot/Phillips/Robertson head screws. Patented.

c UL us File No. E24001

Steel

Catalog Number	Trade Size	Unit Qty.	Std. Pkg.
241-SBLK	3/4"	25	250

Blue Set Screw Couplings

Set screw coupling used to join two lengths of EMT. Color coded blue to match EMT for easy identification. Use with blue EMT for low voltage wiring, data comm/video and network security applications. Concrete-tight. Furnished with Tri-Drive slot/Phillips/ Robertson head screws. Patented.

c UL us File No. E24001

Steel

Catalog Number	Trade Size	Unit Qty.	Std. Pkg.
240-SBLU	1/2"	50	500
241-SBLU	3/4"	25	250
242-SBLU	1"	20	200
243-SBLU	1 1/4"	15	90

Green Set Screw Couplings

Set screw coupling used to join two lengths of EMT. Color coded green to match EMT for easy identification. Use with green EMT for critical circuits, nurse call stations and hospital and healthcare applications. Concrete-tight. Furnished with Tri-Drive slot/Phillips/ Robertson head screws. Patented.

c UL us File No. E24001

Steel

Catalog Number	Trade Size	Unit Qty.	Std. Pkg.
241-SG	3/4"	25	2500

Orange Set Screw Couplings

Set screw coupling used to join two lengths of EMT. Color coded orange to match EMT for easy identification. Use with orange EMT in construction/research, fiber optic and auto repair/ maintenance applications. Concrete-tight. Furnished with Tri-Drive slot/Phillips/Robertson head screws. Patented.

c UL us File No. E24001

Steel

Catalog Number	Trade Size	Unit Qty.	Std. Pkg.
241-SO	3/4"	25	250

Red® Fire Alarm Couplings

Set screw coupling used to join two lengths of EMT. Color coded red to match EMT for easy identification. Use with red EMT for emergency circuits, fire alarm and security system applications. Concrete-tight. Furnished with Tri-Drive slot/Phillips/Robertson head screws. Patented.

c UL us File No. E24001

Steel

Catalog Number	Trade Size	Unit Qty.	Std. Pkg.	Catalog Number	Trade Size	Unit Qty.	Std. Pkg.
240-SR	1/2"	50	500	244-SR	1 1/2"	10	60
241-SR	3/4"	25	250	245-SR	2"	5	30
242-SR	1"	20	200	246-SR	2 1/2"	2	10
243-SR	1 1/4"	15	90	247-SR	3"	2	10

White Set Screw Couplings

Set screw coupling used to join two lengths of EMT. Color coded white to match EMT for easy identification. Use with white EMT in light colored areas and open architecture applications. Concrete-tight. Furnished with Tri-Drive slot/Phillips/Robertson head screws. Patented.

c UL us File No. E24001

Steel

Catalog Number	Trade Size	Unit Qty.	Std. Pkg.
241-SW	3/4"	25	250

Yellow Set Screw Couplings

Set screw coupling used to join two lengths of EMT. Color coded yellow to match EMT for easy identification. Use with yellow EMT in special equipment, caution areas, and high voltage applications. Concrete-tight. Furnished with Tri-Drive slot/Phillips/Robertson head screws. Patented.

c UL us File No. E24001

Steel

Catalog Number	Trade Size	Unit Qty.	Std. Pkg.
241-SY	3/4"	25	250

Mighty-Bite™ PUSH-EMT® Connectors

Connecting EMT has never been this fast and easy. Simply push the connector onto the conduit. Removable and reusable. Approximately 75% quicker to install than conventional fittings. Concrete-tight. Patented.

c UL us File No. E24001

Zinc Die Cast

Catalog Number	Trade Size	Unit Qty.	Std. Pkg.
250-MB	1/2"	25	250
251-MB	3/4"	25	250

Zinc Die Cast / Insulated Throat - 105°C

Catalog Number	Trade Size	Unit Qty.	Std. Pkg.
250-MBI	1/2"	25	250
251-MBI	3/4"	25	250

Mighty-Bite™ PUSH-EMT® Couplings

Connecting EMT has never been this fast and easy. Simply push the coupling onto the conduit. Removable and reusable. Approximately 75% quicker to install than conventional fittings. Concrete-tight. Patented.

c UL us File No. E24001

Zinc Die Cast

Catalog Number	Trade Size	Unit Qty.	Std. Pkg.
260-MB	1/2"	25	250
261-MB	3/4"	25	250

Mighty-Seal® Raintight PUSH-EMT® Connectors

Connecting EMT has never been this fast and easy. Simply push the connector onto the conduit for a raintight/wet location seal. Removable and reusable. Approximately 75% quicker to install than conventional fittings. Patented.

c UL us File No. E24001

Zinc Die Cast

Catalog Number	Trade Size	Unit Qty.	Std. Pkg.
250-MSRT	1/2"	25	250
251-MSRT	3/4"	25	250

Zinc Die Cast / Insulated Throat - 105°C

Catalog Number	Trade Size	Unit Qty.	Std. Pkg.
250-MSRTI	1/2"	25	250
251-MSRTI	3/4"	25	250

Mighty-Seal® PUSH-EMT® Couplings

Connecting EMT has never been this fast and easy. Simply push the coupling onto the conduit for a raintight/wet location seal. Removable and reusable. Approximately 75% quicker to install than conventional fittings. Patented.

c UL us File No. E24001

Zinc Die Cast

Catalog Number	Trade Size	Unit Qty.	Std. Pkg.
260-MSRT	1/2"	25	250
261-MSRT	3/4"	25	250

Compression Connectors

Compression type connector used to join EMT to box or enclosure. Concrete-tight.

c UL us File No. E24001

Steel

Catalog Number	Trade Size	Unit Qty.	Std. Pkg.	Catalog Number	Trade Size	Unit Qty.	Std. Pkg.
250	1/2"	25	250	255	2"	---	10
251	3/4"	25	250	256	2 1/2"	2	10
252	1"	10	100	257	3"	2	10
253	1 1/4"	---	25	258	3 1/2"	---	6
254	1 1/2"	---	25	259	4"	---	6

Steel / Insulated Throat - 105°C

Catalog Number	Trade Size	Unit Qty.	Std. Pkg.	Catalog Number	Trade Size	Unit Qty.	Std. Pkg.
250-I	1/2"	25	250	255-I	2"	---	10
251-I	3/4"	25	250	256-I	2 1/2"	2	10
252-I	1"	10	100	257-I	3"	2	10
253-I	1 1/4"	---	25	258-I	3 1/2"	---	6
254-I	1 1/2"	---	25	259-I	4"	---	6

Made in the USA
Compression Connectors

Compression type connectors used to join EMT to box or enclosure. Concrete-tight.

c UL us File No. E24001

Steel

Catalog Number	Trade Size	Unit Qty.	Std. Pkg.
250-US	1/2"	25	250
251-US	3/4"	25	250
252-US	1"	10	100
253-US	1 1/4"	---	25
254-US	1 1/2"	---	25
255-US	2"	---	10
256-US	2 1/2"	2	10
257-US	3"	2	10
258-US	3 1/2"	---	6
259-US	4"	---	6

Steel / Insulated Throat - 105°C

Catalog Number	Trade Size	Unit Qty.	Std. Pkg.
250-USI	1/2"	25	250
251-USI	3/4"	25	250
252-USI	1"	10	100
253-USI	1 1/4"	---	25
254-USI	1 1/2"	---	25
255-USI	2"	---	10
256-USI	2 1/2"	2	10
257-USI	3"	2	10
258-USI	3 1/2"	---	6
259-USI	4"	---	6

Raintight Compression Connectors

Compression type connector with internal sealing ring and knockout gasket to create a raintight seal when connecting EMT to box or enclosure.

c UL us File No. E24001

Steel

Catalog Number	Trade Size	Unit Qty.	Std. Pkg.	Catalog Number	Trade Size	Unit Qty.	Std. Pkg.
250-SRT	1/2"	25	250	255-SRT	2"	---	10
251-SRT	3/4"	25	250	256-SRT	2 1/2"	2	10
252-SRT	1"	10	100	257-SRT	3"	2	10
253-SRT	1 1/4"	---	25	258-SRT	3 1/2"	---	6
254-SRT	1 1/2"	---	25	259-SRT	4"	---	6

Steel / Insulated Throat - 105°C

Catalog Number	Trade Size	Unit Qty.	Std. Pkg.	Catalog Number	Trade Size	Unit Qty.	Std. Pkg.
250-SRTI	1/2"	25	250	255-SRTI	2"	---	10
251-SRTI	3/4"	25	250	256-SRTI	2 1/2"	2	10
252-SRTI	1"	10	100	257-SRTI	3"	2	10
253-SRTI	1 1/4"	---	25	258-SRTI	3 1/2"	---	6
254-SRTI	1 1/2"	---	25	259-SRTI	4"	---	6

Compression Couplings

Compression type connectors used to join EMT to box or enclosure. Concrete-tight.

c UL us File No. E24001

Steel

Catalog Number	Trade Size	Unit Qty.	Std. Pkg.	Catalog Number	Trade Size	Unit Qty.	Std. Pkg.
260	1/2"	25	250	265	2"	---	10
261	3/4"	20	200	266	2 1/2"	2	10
262	1"	10	100	267	3"	2	10
263	1 1/4"	---	25	268	3 1/2"	---	6
264	1 1/2"	---	25	269	4"	---	6

Raintight Compression Couplings

Compression style coupling used to join two lengths of EMT. Internal sealing rings create a raintight seal. Concrete-tight/ Raintight. Patented.

c UL us File No. E24001

Steel

Catalog Number	Trade Size	Unit Qty.	Std. Pkg.	Catalog Number	Trade Size	Unit Qty.	Std. Pkg.
260-SRT	1/2"	25	250	265-SRT	2"	---	10
261-SRT	3/4"	20	200	266-SRT	2 1/2"	2	10
262-SRT	1"	10	100	267-SRT	3"	2	10
263-SRT	1 1/4"	---	25	268-SRT	3 1/2"	---	6
264-SRT	1 1/2"	---	25	269-SRT	4"	---	6

Made in the USA Compression Couplings

Compression type couplings used to join two lengths of EMT. Concrete-tight.

UL File No. E24001

Steel

Catalog Number	Trade Size	Unit Qty.	Std. Pkg.	Catalog Number	Trade Size	Unit Qty.	Std. Pkg.
260-US	1/2"	25	250	265-US	2"	---	10
261-US	3/4"	20	200	266-US	2 1/2"	2	10
262-US	1"	10	100	267-US	3"	2	10
263-US	1 1/4"	---	25	268-US	3 1/2"	---	6
264-US	1 1/2"	---	25	269-US	4"	---	6

Compression Connectors

Compression type connector used to join EMT to box or enclosure. 2 1/2" and larger suitable for aluminum or steel EMT and rigid. UL Listed concrete-tight. CSA Listed concrete-tight/raintight use in Canada.

File No. E24001 File No. LR39354

Zinc Die Cast

Catalog Number	Trade Size	Unit Qty.	Std. Pkg.	Catalog Number	Trade Size	Unit Qty.	Std. Pkg.
250-DC2	1/2"	50	500	255-DC2	2"	---	10
251-DC2	3/4"	25	250	256-DC2	2 1/2"	---	12
252-DC2	1"	15	150	257-DC2	3"	---	12
253-DC2	1 1/4"	10	100	258-DC2	3 1/2"	---	6
254-DC2	1 1/2"	10	40	259-DC2	4"	---	6

Zinc Die Cast / Insulated Throat - 105°C

Catalog Number	Trade Size	Unit Qty.	Std. Pkg.	Catalog Number	Trade Size	Unit Qty.	Std. Pkg.
250-DCI2	1/2"	50	500	255-DCI2	2"	---	10
251-DCI2	3/4"	25	250	256-DCI2	2 1/2"	---	12
252-DCI2	1"	15	150	257-DCI2	3"	---	12
253-DCI2	1 1/4"	10	100	258-DCI2	3 1/2"	---	6
254-DCI2	1 1/2"	10	40	259-DCI2	4"	---	6

Compression Couplings

Compression type coupling used to join two lengths of EMT. 2 1/2" and larger zinc die cast are suitable for aluminum or steel EMT and rigid. UL Listed concrete-tight. CSA Listed concrete-tight/raintight use in Canada.

File No. E24001 File No. LR39354

Zinc Die Cast

Catalog Number	Trade Size	Unit Qty.	Std. Pkg.	Catalog Number	Trade Size	Unit Qty.	Std. Pkg.
260-DC	1/2"	50	500	265-DC	2"	---	10
261-DC	3/4"	25	250	266-DC	2 1/2"	---	12
262-DC	1"	15	150	267-DC	3"	---	12
263-DC	1 1/4"	10	100	268-DC	3 1/2"	---	6
264-DC	1 1/2"	10	40	269-DC	4"	---	6

Made in the USA Raintight Compression Connectors

Compression style connector with internal sealing ring and knockout gasket to create a raintight seal when connecting EMT to box or enclosure. Patented.

UL File No. E24001

Zinc Die Cast

Catalog Number	Trade Size	Unit Qty.	Std. Pkg.	Catalog Number	Trade Size	Unit Qty.	Std. Pkg.
250-RT2US	1/2"	50	500	255-RT2	2"	---	10
251-RT2US	3/4"	25	250	256-RT2	2 1/2"	---	12
252-RT2	1"	15	150	257-RT2	3"	---	12
253-RT2	1 1/4"	10	100	258-RT2*	3 1/2"	---	6
254-RT2	1 1/2"	10	40	259-RT2*	4"	---	6

*Consult factory for availability.

Zinc Die Cast / Insulated Throat - 90°C

Catalog Number	Trade Size	Unit Qty.	Std. Pkg.	Catalog Number	Trade Size	Unit Qty.	Std. Pkg.
250-RTI2US	1/2"	50	500	255-RTI2	2"	---	10
251-RTI2US	3/4"	25	250	256-RTI2	2 1/2"	---	12
252-RTI2	1"	15	150	257-RTI2	3"	---	12
253-RTI2	1 1/4"	10	100	258-RTI2*	3 1/2"	---	6
254-RTI2	1 1/2"	10	40	259-RTI2*	4"	---	6

*Consult factory for availability.

Raintight Compression Connectors

Compression style connector with internal sealing ring and knockout gasket to create a raintight seal when connecting EMT to box or enclosure. Patented.

c UL us File No. E24001

Zinc Die Cast

Catalog Number	Trade Size	Unit Qty.	Std. Pkg.
250-RT2	1/2"	50	500
251-RT2	3/4"	25	250

Zinc Die Cast / Insulated Throat – 90°C

Catalog Number	Trade Size	Unit Qty.	Std. Pkg.
250-RTI2	1/2"	50	500
251-RTI2	3/4"	25	250

Made in the USA Raintight Compression Couplings

Compression style coupling used to join two lengths of EMT. Internal sealing rings create a raintight seal. Patented.

UL File No. E24001

Zinc Die Cast

Catalog Number	Trade Size	Unit Qty.	Std. Pkg.	Catalog Number	Trade Size	Unit Qty.	Std. Pkg.
260-RTUS	1/2"	50	500	265-RT	2"	---	10
261-RTUS	3/4"	25	250	266-RT	2 1/2"	---	12
262-RT	1"	15	150	267-RT	3"	---	12
263-RT	1 1/4"	10	100	268-RT*	3 1/2"	---	6
264-RT	1 1/2"	10	40	269-RT*	4"	---	6

*Consult factory for availability.

Raintight Compression Couplings

Compression style coupling used to join two lengths of EMT. Internal sealing rings create a raintight seal. Patented.

c UL us File No. E24001

Zinc Die Cast

Catalog Number	Trade Size	Unit Qty.	Std. Pkg.
260-RT	1/2"	50	500
261-RT	3/4"	25	250

90° Compression Connectors

90° compression type connector used to join EMT to box or enclosure. Concrete-tight.

c UL us File No. E24001

Zinc Die Cast

Catalog Number	Trade Size	Unit Qty.	Std. Pkg.
270-DC2	1/2"	20	100

Set Screw Offset Nipple Connectors

Set screw type connector used to join EMT to box or enclosure. Concrete-tight. 1620-DC2 has 3/8" offset; 1621-DC2 has 3/4" offset.

UL File No. E24001

Zinc Die Cast

Catalog Number	Trade Size	Unit Qty.	Std. Pkg.
1620-DC2	1/2"	20	200
1621-DC2	3/4"	10	100
1622-DC2	1"	5	50

Combination Couplings

Compression type end for EMT; two-screw steel strap end for flexible metal conduit.

Malleable Iron

Catalog Number	EMT Trade Size	Flex Trade Size	Unit Qty.	Std. Pkg.
280	1/2"	3/8"	25	100
281	1/2"	1/2"	20	100

Combination Couplings

280SPMB

280SP

280-DC, 280-DCX

281-DC, 282-DC, 282-DCX, 283-DC

287-XS

Set screw type coupling used to join EMT to AC/MC and flexible metal conduit. The patented 280-DCX and 280-DC have steel straps.

The 280SP and 280SPMB are patented Mighty-Merge® Designs. The 280SP has a set screw end for EMT and a Snap-In end for AC/MC cables and flexible metal conduit. The 280SPMB has a Push-In end for EMT and a Snap-In end for AC/MC cables and flexible metal conduit.

Refer to the cable connector compatibility chart in the technical guide section for MCI-A and other cables.

Listed: 287-XS, 288-XS, 289-XS, 290-XS

File No. E9391: 280-DC, 280-DCX, 280SP, 280SPMB, 281-DC,282-DC, 283-DC, 284-DC, 285-DC, 286-DC

NEW

Zinc Die Cast

Catalog Number	EMT Trade Size	Flex Trade Size	Nonmetallic Cable Range* Min.	Nonmetallic Cable Range* Max.	AC/MC Cable Range Min.	AC/MC Cable Range Max.	Unit Qty.	Std. Pkg.
280-DC	1/2"	---	14/2	10/3	---	---	25	100
280-DCX	1/2"	3/8"	14/2	14/2	14/2 (.43")	10/3 (.61")	25	100
280SP	1/2"	3/8"	---	---	14/2 (.43")	10/3 (.61")	25	100
280SPMB	1/2"	3/8"	---	---	14/2 (.43")	10/3 (.61")	25	100

Zinc Die Cast

Catalog Number	EMT Trade Size	Flex Trade Size	Unit Qty.	Std. Pkg.
281-DC	1/2"	1/2"	25	250
282-DC	3/4"	3/4"	25	100
282-DCX	3/4"	1/2"	25	100
283-DC	1"	1"	10	100
284-DC	1 1/4"	1 1/4"	4	40
285-DC	1 1/2"	1 1/2"	2	20
286-DC	2"	2"	2	20

Zinc Plated Steel

Catalog Number	EMT/Rigid Trade Size	Flex Trade Size	Unit Qty.	Std. Pkg.
287-XS	2 1/2"	2 1/2"	1	4
288-XS	3"	3"	1	4
289-XS	3 1/2"	3 1/2"	---	2
290-XS	4"	4"	---	1

Combination Couplings

Zinc Die Cast

Steel

Set screw type fitting used to join EMT to rigid or IMC. Concrete-tight. Furnished with Tri-Drive slot/Phillips/Robertson head screws.

Listed: 290-DC thru 292-DC

File No. E9391: 290-S thru 292-S

Zinc Die Cast

Catalog Number	EMT Trade Size	Rigid Trade Size	Unit Qty.	Std. Pkg.
290-DC	1/2"	1/2"	50	200
291-DC	3/4"	3/4"	25	100
292-DC	1"	1"	25	100

Steel

Catalog Number	EMT Trade Size	Rigid Trade Size	Unit Qty.	Std. Pkg.
290-S	1/2"	1/2"	25	100
291-S	3/4"	3/4"	25	100
292-S	1"	1"	10	50

Combination Couplings

Coupling used to join EMT to rigid or IMC. Coupling internally threaded for rigid / IMC. Compression type for EMT. Concrete-tight.

File No. E9391: 292-MS

Zinc Plated Steel

Catalog Number	EMT Trade Size	Rigid Trade Size	Unit Qty.	Std. Pkg.
290-MS	1/2"	1/2"	25	100
291-MS	3/4"	3/4"	25	100
292-MS	1"	1"	10	50

Mighty-Merge® Raintight Combination Couplings

Couplings used to transition EMT to rigid for a secure raintight/ wet location seal. Patented.

Listed

NEW

Zinc Die Cast

Catalog Number	EMT Trade Size	Rigid Trade Size	Unit Qty.	Std. Pkg.
290-RT	1/2"	1/2"	25	100
291-RT	3/4"	3/4"	25	100
292-RT	1"	1"	10	50

Combination Couplings

Coupling used to join EMT to flexible metal conduit. Screw-in end for flex. Compression end for EMT.

File No. E9391
581-DC UL also listed for use with XRWFMC.

Zinc Plated Steel

Catalog Number	Trade Size	Unit Qty.	Std. Pkg.
581-DC	1/2"	50	500
582-DC	3/4"	25	250
583-DC	1"	10	100

Mighty-Merge® Combination Couplings

4057-DC

4058-DC

Couplings used to join EMT to flexible metal conduit and AC/MC cable. Refer to the cable connector compatibility charts in the technical guide section for MCI-A and other cables. Patented.

Listed

Zinc Die Cast

Catalog Number	EMT Trade Size	Flex Trade Size	AC/MC Cable Range Min.	AC/MC Cable Range Max.	Unit Qty.	Std. Pkg.
4057-DC	3/4"	3/8"	14/2 (.43")	10/3 (.61")	25	100
4058-DC	3/4"	1/2"	10/4 (.63")	6/4 (.89")	25	100

Mighty-Merge®
Combination Couplings

4357-NM

5157-DC

4156-DC

4357-DC

4457-DC

Coupling used to join duplex AC/MC cable or flexible metal conduit to EMT. Set screw type transitional fitting ideal for commercial and institutional facilities. A labor savings, compared to the traditional junction box installation. Simply remove the armor and expose the length of conductors to reach the device box or enclosure. Insert FMC or AC/MC until visible in inspection holes. Refer to the cable connector compatibility charts in the technical guide section for MCI-A and other cables. Patented.

c UL us File No. E20534 : 4157-DC, 5157-DC

c ETL us Listed: 4156-DC, 4357-DC, 4457-DC, 4357-NM

Zinc Die Cast

Catalog Number	EMT Trade Size	Flex Trade Size	AC/MC Cable Range Min.	AC/MC Cable Range Max.	Unit Qty.	Std. Pkg.
4156-DC	1/2"	3/8"	14/2 (.43")	12/2 (.52")	20	100
4157-DC	3/4"	3/8"	14/2 (.43")	10/3 (.61")	25	100
4357-DC	1"	3/8"	14/2 (.43")	10/3 (.61")	5	20
4457-DC	1"	3/8"	14/2 (.43")	10/3 (.61")	5	20
5157-DC	3/4"	3/8"	14/2 (.43")	10/3 (.61")	25	100

Plastic

Catalog Number	EMT Trade Size	AC/MC Cable Range Min.	AC/MC Cable Range Max.	Unit Qty.	Std. Pkg.
4357-NM	3/4"	(1) 10/2	(1) 14/2	10	40
		OR			
		(1) 12/4			
		OR			
		(1) 10/3	(1) 14/3		
		OR			
		(1) 12/2 and (1) 14/2 or (1) 10/2			
		OR			
		(2) 14/3 or (2) 12/3			
		OR			
		(2) 10/2	(2) 14/2		

Mighty-Merge® Two-to-One Combination Couplings

4256-DC 4258-DC

Used to join two lengths of EMT conduit into one. The 4256-DC joins two 1/2" EMT to one 3/4" EMT. The 4258-DC joins two 3/4" EMT to one 1" EMT. Patented.

c UL us File No. E24001

NEW

Zinc Die Cast

Catalog Number	Trade Size	Unit Qty.	Std. Pkg.
4256-DC	1/2" to 3/4"	10	40
4258-DC	3/4" to 1"	10	40

Combination Couplings

SOLAR

Coupling used to join either metallic or nonmetallic (Type “B”) liquid tight to EMT. Concrete-tight. UL Listed “Raintight”.

UL File No. E24001: 4360-DC and 4361-DC

CSA File No. LR39354: 4360-DC and 4361-DC

c UL us File No. E24001: 4262-DC thru 4365-DC

Zinc Die Cast

Catalog Number	EMT Trade Size	LT Trade Size	Unit Qty.	Std. Pkg.
4360-DC	1/2"	1/2"	25	100
4361-DC	3/4"	3/4"	10	50
4362-DC	1"	1"	10	50
4363-DC	1 1/4"	1 1/4"	5	25
4364-DC	1 1/2"	1 1/2"	5	25
4365-DC	2"	2"	5	20

One Hole EMT Straps

Malleable

Steel

To support EMT to mounting surface.

c UL us File No. E161206: 907 thru 910; 921 thru 925

CSA File No. LR39354: 907 thru 910; 920-S thru 925-S

Malleable Iron

Catalog Number	Trade Size	Unit Qty.	Std. Pkg.	Catalog Number	Trade Size	Unit Qty.	Std. Pkg.
920	1/2"	100	1000	907	2 1/2"	---	25
921	3/4"	50	500	908	3"	---	10
922	1"	50	500	909	3 1/2"	---	10
923	1 1/4"	---	100	910	4"	---	10
924	1 1/2"	---	100				
925	2"	---	50				

Zinc Plated Steel

Catalog Number	Trade Size	Unit Qty.	Std. Pkg.	Catalog Number	Trade Size	Unit Qty.	Std. Pkg.
920-S	1/2"	100	1000	907-S	2 1/2"	---	25
921-S	3/4"	100	500	908-S	3"	---	25
922-S	1"	50	500	909-S	3 1/2"	---	10
923-S	1 1/4"	---	100	910-S	4"	---	10
924-S	1 1/2"	---	100				
925-S	2"	---	50				

EMT Nail Straps

Nail type strap to support EMT to mounting surface.

Zinc Plated Steel

Catalog Number	Trade Size	Unit Qty.	Std. Pkg.
920-NS	1/2"	100	1000
921-NS	3/4"	100	1000
922-NS	1"	100	1000

Clamp Backs

Provides space between conduit and mounting surface.
For use with malleable straps.

c UL us File No. E161206

Malleable Iron

Catalog Number	Trade Size	Unit Qty.	Std. Pkg.	Catalog Number	Trade Size	Unit Qty.	Std. Pkg.
941	1/2"	50	250	946	2"	5	50
942	3/4"	50	250	947	2 1/2"	2	10
943	1"	25	100	948	3"	2	10
944	1 1/4"	20	100	949	3 1/2"	---	5
945	1 1/2"	10	100	950	4"	---	5

Two Hole EMT Pipe Straps

To support EMT to mounting surface.

c UL us File No. E161206: 1907 thru 1910

CSA File No. LR39354: 1920 thru 1925

Zinc Plated Steel

Catalog Number	Trade Size	Unit Qty.	Std. Pkg.	Catalog Number	Trade Size	Unit Qty.	Std. Pkg.
1907	2 1/2"	25	100	1920	1/2"	250	2500
1908	3"	20	80	1921	3/4"	200	2000
1909	3 1/2"	15	60	1922	1"	100	1000
1910	4"	10	40	1923	1 1/4"	50	500
				1924	1 1/2"	50	500
				1925	2"	25	250

Mighty-Hold® Universal Clamp Straps

NEW

SOLAR

One piece clamp back and strap secures both cable and conduit. Secures EMT, Rigid, IMC, Metallic Liquid Tight, Nonmetallic Liquid Tight, FMC, and Schedule 40 and Schedule 80 PVC conduit, as well as steel and aluminum AC/MC cable. Patented.

c UL us File No. E161206

c ETL us All UCSC sizes

Zinc Plated Steel

Catalog Number	Trade Size	Unit Qty.	Std. Pkg.
UCS-5075	1/2" - 3/4"	50	250
UCS-75100	3/4" - 1"	50	250
UCS-100125	1" - 1 1/4"	25	100
UCS-125150	1 1/4" - 1 1/2"	--	25
UCS-150200	1 1/2" - 2"	--	25

Polyolefin Coated Steel

Catalog Number	Trade Size	Unit Qty.	Std. Pkg.
UCSC-5075	1/2"-3/4"	50	250
UCSC-75100	3/4"-1"	50	250
UCSC100125	1" - 1 1/4"	25	100
UCSC125150	1 1/4" - 1 1/2"	--	25
UCSC150200	1 1/2" - 2"	--	25

Insulating Bushing

EMT bushing insulates telephone, computer, video and other low voltage wiring from sharp edges of EMT.

Polyethylene - 90°C

Catalog Number	Trade Size	Unit Qty.	Std. Pkg.	Catalog Number	Trade Size	Unit Qty.	Std. Pkg.
TWB-51	1/2"	100	1000	TWB-56	2"	---	50
TWB-52	3/4"	50	500	TWB-57	2 1/2"	---	25
TWB-53	1"	25	250	TWB-58	3"	---	25
TWB-54	1 1/4"	25	250	TWB-59	3 1/2"	---	25
TWB-55	1 1/2"	---	100	TWB-60	4"	---	25

Mighty-Move® Steel Expansion Couplings for EMT

Low cost and easy to use. Assembles like a regular EMT set screw coupling. Use to compensate plus or minus 2" lateral movement of conduit in dry locations. Available for use with trade size 3/4" thru 4" steel EMT. To install simply slide coupling end stop onto fixed end of EMT and tighten set screw. Place movable EMT completely into coupling and mark engagement, remove EMT and mark half the distance of engagement, reinstall EMT to half distance. May be used with **optional Bonding Jumper Assembly cat. nos. BJ-100, BJ-200 and BJ-400**. US Patent 6,715,803,B1.

c UL us File No. E161206: BS-050

Zinc Plated Steel

Catalog Number	Trade Size	Unit Qty.	Std. Pkg.	Catalog Number	Trade Size	Unit Qty.	Std. Pkg.
EC-075	3/4"	15	60	EC-250*	2-1/2"	---	1
EC-100	1"	10	40	EC-300*	3"	---	1
EC-125	1-1/4"	8	40	EC-350*	3-1/2"	---	1
EC-150	1-1/2"	6	30	EC-400*	4"	---	1
EC-200	2"	---	4				

***2-1/2" thru 4" suitable for use with EMT or rigid conduit.**

Notes

Notes

Die Cast Aluminum Conduit Bodies

Trade Size	Maximum Number of Conductors					
	LB	C	LL	LR	T	LLR
1/2"	N/A	N/A	N/A	N/A	N/A	–
3/4"	6 AWG	6 AWG	6 AWG	6 AWG	6 AWG	–
1"	3 - 4 AWG	3 - 4 AWG	3 - 4 AWG	3 - 4 AWG	3 - 4 AWG	3 - 4 AWG
1 1/4"	3 - 2 AWG	3 - 2 AWG	3 - 2 AWG	3 - 2 AWG	3 - 2 AWG	3 - 2 AWG
1 1/2"	3 - 1/0 AWG	3 - 1/0 AWAG	3 - 1/0 AWAG	3 - 1/0 AWAG	3 - 2 AWAG	3 - 1/0 AWG
2"	3 - 4/0 AWG	3 - 2/0 AWG	3 - 4/0 AWG	3 - 4/0 AWG	3 - 4/0 AWG	3 - 3/0 AWG
2 1/2"	300 MCM	3 - 250 MCM	3 - 250 MCM	3 - 250 MCM	3 - 2/0 AWG	–
3"	350 MCM	3 - 250 MCM	3 - 250 MCM	3 - 250 MCM	3 - 250 MCM	–
3 1/2"	3 - 400 MCM	3 - 250 MCM	3 - 250 MCM	3 - 250 MCM	3 - 250 MCM	–
4"	3 - 400 MCM	3 - 250 MCM	3 - 250 MCM	3 - 250 MCM	3 - 250 MCM	–

Trade Size	Volume in Cu. In.					
	LB	C	LL	LR	T	LLR
1/2"	4.25	4.25	4.25	4.25	4.25	5.5
3/4"	7.2	7.2	7.2	7.2	7.2	9.0
1"	10.8	10.8	10.8	10.8	10.8	15.0
1 1/4"	30.5	30.5	30.5	30.5	30.5	39.5
1 1/2"	30.5	30.5	30.5	30.5	30.5	40.8
2"	70.7	70.7	70.7	70.7	70.7	88.5
2 1/2"	152.5	157.4	157.4	157.4	157.4	–
3"	152.5	179.8	179.8	179.8	179.8	–
3 1/2"	311.8	323.0	323.0	323.0	323.0	–
4"	311.8	323.0	323.0	323.0	323.0	–

Malleable Iron Conduit Bodies

Trade Size	Maximum Number of Conductors				
	LB	C	LL	LR	T
1/2"	N/A	N/A	N/A	N/A	N/A
3/4"	3 - 6 AWG	3 - 6 AWG	3 - 6 AWG	3 - 6 AWG	3 - 6 AWG
1"	3 - 4 AWG	3 - 4 AWG	3 - 4 AWG	3 - 4 AWG	3 - 4 AWG
1 1/4"	3 - 2 AWG	3 - 2 AWG	3 - 2 AWG	3 - 2 AWG	3 - 2 AWG
1 1/2"	3 - 1/0 AWG	3 - 1/0 AWAG	3 - 1/0 AWAG	3 - 1/0 AWAG	3 - 1 AWAG
2"	3 - 3/0 AWG	3 - 4/0 AWG	3 - 4/0 AWG	3 - 4/0 AWG	3 - 2/0 AWG
2 1/2"	3 - 250 MCM	3 - 300 MCM	3 - 300 MCM	3 - 300 MCM	3 - 4/0 AWG
3"	3 - 250 MCM	3 - 350 MCM	3 - 350 MCM	3 - 350 MCM	3 - 4/0 AWG
3 1/2"	3 - 350 MCM	3 - 350 MCM	3 - 350 MCM	3 - 500 MCM	3 - 350 MCM
4"	3 - 350 MCM	3 - 350 MCM	3 - 350 MCM	3 - 500 MCM	3 - 350 MCM

Trade Size	Volume in Cu. In.				
	LB	C	LL	LR	T
1/2"	4.5	4.5	4.5	4.5	6.0
3/4"	7.5	7.5	7.5	7.5	9.5
1"	12.5	12.5	12.5	12.5	15.0
1 1/4"	32.3	32.3	32.3	32.3	33.0
1 1/2"	35.3	35.3	35.3	35.3	36.0
2"	73.0	73.0	73.0	73.0	75.0
2 1/2"	138.0	138.0	138.0	138.0	138.0
3"	170.0	170.0	170.0	170.0	170.0
3 1/2"	300.0	300.0	300.0	300.0	300.0
4"	328.0	328.0	328.0	328.0	328.0

Type C Set Screw Type

Allows access to the interior of a conduit system for inspection, pulling and maintenance.

UL File No. E11077

Aluminum

Catalog Number	Trade Size	Unit Qty.	Std. Pkg.	Catalog Number	Trade Size	Unit Qty.	Std. Pkg.
C-31	1/2"	10	60	C-37CG*	2 1/2"	---	1
C-32	3/4"	10	60	C-38CG*	3"	---	1
C-33	1"	5	30	C-39CG*	3 1/2"	---	1
C-34	1 1/4"	2	10	C-40CG*	4"	---	1
C-35	1 1/2"	2	10				
C-36	2"	1	6				

*Provided with cover and neoprene gasket.

Combination Type C

Units have a threaded interior for use with rigid or IMC as well as set screws for use with EMT. Preassembled with cover and gasket.

UL File No. E11077

UL Listed Raintight when used with rigid conduit or raintight compression connectors.

Aluminum

Catalog Number	Trade Size	Unit Qty.	Std. Pkg.	Catalog Number	Trade Size	Unit Qty.	Std. Pkg.
C-41CGC	1/2"	10	60	C-44CGC	1 1/4"	2	10
C-42CGC	3/4"	10	60	C-45CGC	1 1/2"	2	10
C-43CGC	1"	5	30	C-46CGC	2"	1	6

Type LB Set Screw Type

Allows access to the interior of a conduit system for inspection, pulling and maintenance.

File No. E11077

Aluminum

Catalog Number	Trade Size	Unit Qty.	Std. Pkg.	Catalog Number	Trade Size	Unit Qty.	Std. Pkg.
LB-31	1/2"	10	60	LB-36	2"	1	6
LB-32	3/4"	10	60	LB-37	2 1/2"	---	1
LB-33	1"	5	30	LB-38	3"	---	1
LB-34	1 1/4"	2	10	LB-39	3 1/2"	---	1
LB-35	1 1/2"	2	10	LB-40	4"	---	1

Combination Type LB

Units have a threaded interior for use with rigid or IMC as well as set screws for use with EMT. Preassembled with cover and gasket.

File No. E11077

Listed Raintight when used with rigid conduit or raintight compression connectors.

Aluminum with Cover and Gasket

Catalog Number	Trade Size	Unit Qty.	Std. Pkg.	Catalog Number	Trade Size	Unit Qty.	Std. Pkg.
LB-41CGC	1/2"	10	60	LB-44CGC	1 1/4"	2	10
LB-42CGC	3/4"	10	60	LB-45CGC	1 1/2"	2	10
LB-43CGC	1"	5	30	LB-46CGC	2"	1	6

Type LL Set Screw Type

Allows access to the interior of a conduit system for inspection, pulling and maintenance.

UL File No. E11077

Aluminum

Catalog Number	Trade Size	Unit Qty.	Std. Pkg.	Catalog Number	Trade Size	Unit Qty.	Std. Pkg.
LL-31	1/2"	10	60	LL-34	1 1/4"	2	10
LL-32	3/4"	10	60	LL-35	1 1/2"	2	10
LL-33	1"	5	30	LL-36	2"	1	6

Combination Type LL

Units have a threaded interior for use with rigid or IMC as well as set screws for use with EMT. Preassembled with cover and gasket.

UL File No. E11077

UL Listed Raintight when used with rigid conduit or raintight compression connectors.

Aluminum with Cover and Gasket

Catalog Number	Trade Size	Unit Qty.	Std. Pkg.	Catalog Number	Trade Size	Unit Qty.	Std. Pkg.
LL-41CGC	1/2"	10	60	LL-44CGC	1 1/4"	2	10
LL-42CGC	3/4"	10	60	LL-45CGC	1 1/2"	2	10
LL-43CGC	1"	5	30	LL-46CGC	2"	1	6

Combination Type LL/LR

Combination type LL/LR style. Units have a threaded interior for use with rigid or IMC as well as set screws for use with EMT. Preassembled with cover and gasket.

c UL us File No. E11077

Combination Type LL/LR

Catalog Number	Trade Size	Unit Qty.	Std. Pkg.	Catalog Number	Trade Size	Unit Qty.	Std. Pkg.
LLR-41	1/2"	10	60	LLR-44	1 1/4"	2	10
LLR-42	3/4"	10	60	LLR-45	1 1/2"	2	10
LLR-43	1"	5	30	LLR-46	2"	---	5

Type LR Set Screw

Allows access to the interior of a conduit system for inspection, pulling and maintenance.

UL File No. E11077

Aluminum

Catalog Number	Trade Size	Unit Qty.	Std. Pkg.	Catalog Number	Trade Size	Unit Qty.	Std. Pkg.
LR-31	1/2"	10	60	LR-34	1 1/4"	2	10
LR-32	3/4"	10	60	LR-35	1 1/2"	2	10
LR-33	1"	5	30	LR-36	2"	1	6

Combination Type LR

Units have a threaded interior for use with rigid or IMC as well as set screws for use with EMT. Preassembled with cover and gasket.

UL File No. E11077

UL Listed Raintight when used with rigid conduit or raintight compression connectors.

Aluminum

Catalog Number	Trade Size	Unit Qty.	Std. Pkg.	Catalog Number	Trade Size	Unit Qty.	Std. Pkg.
LR-41CGC	1/2"	10	60	LR-44CGC	1 1/4"	2	10
LR-42CGC	3/4"	10	60	LR-45CGC	1 1/2"	2	10
LR-43CGC	1"	5	30	LR-46CGC	2"	1	6

Type T Set Screw

Allows access to the interior of a conduit system for inspection, pulling and maintenance.

UL File No. E11077

Aluminum

Catalog Number	Trade Size	Unit Qty.	Std. Pkg.	Catalog Number	Trade Size	Unit Qty.	Std. Pkg.
T-31	1/2"	10	60	T-34	1 1/4"	2	10
T-32	3/4"	10	60	T-35	1 1/2"	2	10
T-33	1"	5	30	T-36	2"	1	6

Combination Type T

Units have a threaded interior for use with rigid or IMC as well as set screws for use with EMT. Preassembled with cover and gasket.

UL File No. E11077

UL Listed Raintight when used with rigid conduit or raintight compression connectors.

Aluminum with Cover and Gasket

Catalog Number	Trade Size	Unit Qty.	Std. Pkg.	Catalog Number	Trade Size	Unit Qty.	Std. Pkg.
T-41CGC	1/2"	10	60	T-44CGC	1 1/4"	2	10
T-42CGC	3/4"	10	60	T-45CGC	1 1/2"	2	10
T-43CGC	1"	5	30	T-46CGC	2"	1	6

Conduit Body Covers

Encloses conduit body; supplied with screws.

UL File No. E11077

Aluminum

Catalog Number	Trade Size	Unit Qty.	Std. Pkg.
SC-41	1/2"	25	100
SC-42	3/4"	25	100
SC-43	1"	25	100
SC-44	1 1/4" - 1 1/2"	10	100
SC-46	2"	---	25
SC-47	2 1/2" - 3"	---	20
SC-49	3 1/2" - 4"	---	5

Conduit Body Gaskets

SG series provides dust tight seal between conduit body and cover.
SGN series provides both dust and rain-tight protection.
SGN gaskets are impervious to most liquids and oil.

Cellulose

Catalog Number	Trade Size	Unit Qty.	Std. Pkg.	Catalog Number	Trade Size	Unit Qty.	Std. Pkg.
SG-61	1/2"	100	1000	SG-66	2"	---	100
SG-62	3/4"	100	1000	SG-67	2 1/2" - 3"	---	25
SG-63	1"	50	500	SG-69	3 1/2" - 4"	---	25
SG-64	1 1/4" - 1 1/2"	---	100				

Neoprene

Catalog Number	Trade Size	Unit Qty.	Std. Pkg.	Catalog Number	Trade Size	Unit Qty.	Std. Pkg.
SGN-61	1/2"	100	1000	SGN-66	2"	---	100
SGN-62	3/4"	100	1000	SGN-67	2 1/2" - 3"	---	25
SGN-63	1"	50	500	SGN-69	3 1/2" - 4"	---	25
SGN-64	1 1/4" - 1 1/2"	---	100				

Notes

Notes

Mighty-B™ PUSH-EMT® Fittings



Connecting EMT conduit in wet or dry locations has never been this fast and simple. Mighty-Seal® and Mighty-Bite™ connectors and couplings are part of the exclusive Mighty-B™ line of high-quality, high-performance products focused on getting the job done fast, done right. Legendary Bridgeport quality, innovation and unparalleled service are built in to every fitting we ship. All fittings exceed the stringent design requirements of UL 514B and the National Electrical Code.

- Push-on install
- Removable
- Raintight & dry location models
- Constructed of the highest quality zinc
- Corrosion resistant
- Precision cast threads
- Reversible zinc serrated locknut
- cULus Listed
- Approximately 75% quicker to install than conventional fittings
- Patented

Typical Raintight Installation and Removal



Installation

1. No disassembly required
2. Cut EMT square and remove burrs
3. Firmly push and rotate EMT onto fitting a minimum 1/2"
4. For connector, install with knockout gasket on outside of enclosure. Hand tighten locknut plus 1/4 turn

Removal

1. Unscrew nut from fitting body
2. Remove EMT
3. To reuse*, ensure components are assembled in order (see below) and tighten nut hand tight

* Fittings have not been investigated for reusability. Reusability should be determined by the installer and the AHJ.



Typical Dry Location Installation and Removal

Installation

1. Cut EMT square and remove burrs
2. Firmly push and rotate EMT onto fitting a minimum 1/2"
3. For connector, install into knockout with locknut. Hand-tighten plus 1/4 turn

Removal

1. Turn counter-clockwise to remove from EMT
2. Fitting is ready to be reused.*

* Fittings have not been investigated for reusability. Reusability should be determined by the installer and the AHJ.



Mighty-Bite™ Dry-Location Connectors

Catalog Number	Trade Size	Unit Qty.	Std. Pkg.
250-MB	1/2"	25	250
251-MB	3/4"	25	2500

Concrete-tight.

c UL us File No. E24001

Mighty-Bite™ Dry-Location Connectors (Insulated)

Catalog Number	Trade Size	Unit Qty.	Std. Pkg.
250-MBI	1/2"	25	250
251-MBI	3/4"	25	250

Concrete-tight.

c UL us File No. E24001

Mighty-Seal® Raintight Connectors

Catalog Number	Trade Size	Unit Qty.	Std. Pkg.
250-MSRT	1/2"	25	250
251-MSRT	3/4"	25	250

c UL us File No. E24001

Mighty-Seal® Raintight Connectors (Insulated)

Catalog Number	Trade Size	Unit Qty.	Std. Pkg.
250-MSRTI	1/2"	25	250
251-MSRTI	3/4"	25	250

c UL us File No. E24001

Mighty-Bite™ Dry-Location Couplings

Catalog Number	Trade Size	Unit Qty.	Std. Pkg.
260-MB	1/2"	25	250
261-MB	3/4"	25	250

Concrete-tight.

c UL us File No. E24001

Mighty-Seal® Raintight Couplings

Catalog Number	Trade Size	Unit Qty.	Std. Pkg.
260-MSRT	1/2"	25	250
261-MSRT	3/4"	25	200

c UL us File No. E24001

Mighty-Merge® 280SPMB Snap-in/Push-in Transition Couplings

280SPMB

The patented Mighty-Merge design has a quick install snap-in end for AC/MC cables and flexible metal conduit and a labor saving push-in end for EMT. Ideal for transitioning fixture whips above the drop ceiling and for continuing the speed of MC down the wall to emergency lights.

c UL us File No. E9391

Zinc Die Cast

Catalog Number	EMT Trade Size	Flex Trade Size	Nonmetallic Cable Range* Min.	Nonmetallic Cable Range* Max.	AC/MC Cable Range Min.	AC/MC Cable Range Max.	Unit Qty.	Std. Pkg.
280SPMB	1/2"	3/8"	---	---	14/2 (.43")	10/3 (.61")	25	100

Notes

Notes

Liquid Tight Connectors, Straight & 90°

429-NMLT

470-NMLT

Nonmetallic straight and 90° connectors for use with nonmetallic “Type B” liquid tight conduit. Sunlight resistant.

c UL us File No. E9391

Straight Nonmetallic

Catalog Number	Trade Size	Unit Qty.	Std. Pkg.
429-NMLT	3/8"	25	100
430-NMLT	1/2"	25	100
431-NMLT	3/4"	10	50
432-NMLT	1"	5	25
433-NMLT	1 1/4"	5	25
434-NMLT	1 1/2"	2	10
435-NMLT	2"	2	10

90° Nonmetallic

Catalog Number	Trade Size	Unit Qty.	Std. Pkg.
469-NMLT	3/8"	25	100
470-NMLT	1/2"	25	100
471-NMLT	3/4"	10	50
472-NMLT	1"	5	25
473-NMLT	1 1/4"	2	10
474-NMLT	1 1/2"	2	10
475-NMLT	2"	2	10

Screw-On Liquid Tight Connectors, Straight & 90°

430-NMLTS

470-NMLTS

Nonmetallic straight and 90° connectors for use with nonmetallic “Type B” liquid tight conduit. Connectors simply screw onto conduit. No tools required! Sunlight resistant.

UL File No. E9391

Quick Install

Straight Nonmetallic

Catalog Number	Trade Size	Unit Qty.	Std. Pkg.
430-NMLTS	1/2"	25	100
431-NMLTS	3/4"	25	100

90° Nonmetallic

Catalog Number	Trade Size	Unit Qty.	Std. Pkg.
470-NMLTS	1/2"	10	100
471-NMLTS	3/4"	10	100

Push-On, Swivel Type Multi-Angle Connectors 0-90°

Push-on, multi-angle connectors for nonmetallic “Type B” liquid tight conduit. Simply push the connector into the conduit and tighten the domed sealing nut. Molded of Type 6 nylon. Resists salt water, weak acids, gasoline, alcohol, oil, grease, and many common solvents.

File No. E9391

NEW

Nonmetallic

Catalog Number	Trade Size	Unit Qty.	Std. Pkg.
480-NMLTS	1/2"	10	100
481-NMLTS	3/4"	10	100

Liquid Tight Connectors, Straight

Straight connector for use with metallic and nonmetallic “Type B” liquid tight conduit.

Suitable for use in Class 1 Division 2, Class II, Divisions 1 & 2; and Class III, Divisions 1 & 2 per NEC 501.30 (B)

File No. E9391 File No. LR39354

Zinc Die Cast

Catalog Number	Trade Size	Unit Qty.	Std. Pkg.
429-LT2	3/8"	25	100
430-LT2	1/2"	25	100
431-LT2	3/4"	10	50
432-LT2	1"	5	25
433-LT2	1 1/4"	5	20
434-LT2	1 1/2"	2	10
435-LT2	2"	2	20
436-LT2	2 1/2"	1	5
437-LT2	3"	1	5
438-LT2	3 1/2"	1	5
439-LT2	4"	1	5

Zinc Die Cast / Insulated Throat - 105°C

Catalog Number	Trade Size	Unit Qty.	Std. Pkg.
429-LTI2	3/8"	25	100
430-LTI2	1/2"	25	100
431-LTI2	3/4"	10	50
432-LTI2	1"	5	25
433-LTI2	1 1/4"	5	20
434-LTI2	1 1/2"	2	10
435-LTI2	2"	2	20
436-LTI2	2 1/2"	1	5
437-LTI2	3"	1	5
438-LTI2	3 1/2"	1	5
439-LTI2	4"	1	5

Polyolefin Coated Liquid Tight Connectors, Straight

Bridgeport Fittings' New LT2C Coated Liquid-tight Connectors offer superior protection for your coated raceway. These are the only listed fittings suitable for Direct Burial in earth and concrete, as well as for above-ground use. The polyolefin coating provides a durable shield when installed in corrosive environments. They provide a liquid (concrete, water, and oil) tight seal, and are listed for use with both metallic and non-metallic "Type B" liquid tight flexible conduit.

Polyolefin is an alternative material to Polyvinyl Chloride (PVC). It provides superior chemical, corrosion, and UV protection to your typical PVC coating, and it is environmentally friendly. The strong, flexible properties resists cracking, abra-sion and impact damage. Unlike PVC, nicks or cuts in the polyolefin coating can be repaired by heating the surface until the coating flows, without the possibility of ignition.

Suitable for use in Class I, Div 2; Class II, Div 1 and 2; and Class III, Div 1 and 2 hazardous locations.

Listed

Zinc Die Cast

Catalog Number	Trade Size	Unit Qty.	Std. Pkg.
431-LT2C	3/4"	10	50
432-LT2C	1"	5	25
435-LT2C	2"	2	20

Liquid Tight Connectors, Straight

Steel

Malleable

Straight connector for use with metallic liquid tight conduit.

Suitable for use in Class 1 Division 2, - Class II, Divisions 1 & 2; and Class III, Divisions 1 & 2 per NEC 501.30 (B)

c UL us File No. E9391: 436-SLT thru 439-SLT

UL File No. E9391: Steel and 436-SLTI thru 439-SLTI

CSA File No. LR39354: Steel

***Note:** UL Listing not applicable to 5" & 6" Malleable Iron.

Steel

Catalog Number	Trade Size	Unit Qty.	Std. Pkg.
429-SLT	3/8"	25	100
430-SLT	1/2"	25	100
431-SLT	3/4"	10	50
432-SLT	1"	5	25

Steel / Insulated Throat - 105°C

Catalog Number	Trade Size	Unit Qty.	Std. Pkg.
429-SLTI	3/8"	25	100
430-SLTI	1/2"	25	100
431-SLTI	3/4"	10	50
432-SLTI	1"	5	25

Malleable Iron

NEW

Catalog Number	Trade Size	Unit Qty.	Std. Pkg.
433-SLT	1 1/4"	5	20
434-SLT	1 1/2"	2	10
435-SLT	2"	2	20
436-SLT	2 1/2"	1	5
437-SLT	3"	1	5
438-SLT	3 1/2"	1	5
439-SLT	4"	1	5
440-SLT	5"	---	2
441-SLT	6"	---	1

Malleable Iron / Insulated Throat - 105°C

NEW

Catalog Number	Trade Size	Unit Qty.	Std. Pkg.
433-SLTI	1 1/4"	5	20
434-SLTI	1 1/2"	2	10
435-SLTI	2"	2	20
436-SLTI	2 1/2"	1	5
437-SLTI	3"	1	5
438-SLTI	3 1/2"	1	5
439-SLTI	4"	1	5
440-SLTI	5"	---	2
441-SLTI	6"	---	1

Made in the USA Liquid Tight Connectors, Straight

Straight malleable iron connectors for use with metallic liquid tight conduit. Zinc Electroplated.

Suitable for use in Class 1 Division 2, - Class II, Divisions 1 & 2; and Class III, Divisions 1 & 2 per NEC 501.30 (B)

UL File No. E9391

NEW

Malleable Iron

Catalog Number	Trade Size	Unit Qty.	Std. Pkg.
429-SLTUS	3/8"	25	100
430-SLTUS	1/2"	25	100
431-SLTUS	3/4"	10	50
432-SLTUS	1"	5	25
433-SLTUS	1 1/4"	5	20
434-SLTUS	1 1/2"	2	10
435-SLTUS	2"	2	20

Steel

Catalog Number	Trade Size	Unit Qty.	Std. Pkg.
436-SLTUS	2 1/2"	1	5
437-SLTUS	3"	1	5
438-SLTUS	3 1/2"	1	5
439-SLTUS	4"	1	5

Malleable Iron / Insulated Throat - 105°C

Catalog Number	Trade Size	Unit Qty.	Std. Pkg.
429-SLTIUS	3/8"	25	100
430-SLTIUS	1/2"	25	100
431-SLTIUS	3/4"	10	50
432-SLTIUS	1"	5	25
433-SLTIUS	1 1/4"	5	20
434-SLTIUS	1 1/2"	2	10
435-SLTIUS	2"	2	20

Steel / Insulated Throat - 105°C

Catalog Number	Trade Size	Unit Qty.	Std. Pkg.
436-SLTIUS	2 1/2"	1	5
437-SLTIUS	3"	1	5
438-SLTIUS	3 1/2"	1	5
439-SLTIUS	4"	1	5

Liquid Tight Connectors, 45°

45° connector for use with metallic liquid tight conduit.

Suitable for use in Class 1 Division 2, - Class II, Divisions 1 & 2; and Class III, Divisions 1 & 2 per NEC 501.30 (B)

File No. E9391

File No. LR39354

Malleable Iron

Catalog Number	Trade Size	Unit Qty.	Std. Pkg.	Catalog Number	Trade Size	Unit Qty.	Std. Pkg.
449-SLT	3/8"	25	100	455-SLT	2"	1	5
450-SLT	1/2"	25	100	456-SLT	2 1/2"	---	1
451-SLT	3/4"	10	50	457-SLT	3"	---	1
452-SLT	1"	5	25	458-SLT	3 1/2"	---	1
453-SLT	1 1/4"	5	25	459-SLT	4"	---	1
454-SLT	1 1/2"	2	10				

Malleable Iron / Insulated Throat - 105°C

Catalog Number	Trade Size	Unit Qty.	Std. Pkg.	Catalog Number	Trade Size	Unit Qty.	Std. Pkg.
449-SLTI	3/8"	25	100	455-SLTI	2"	1	5
450-SLTI	1/2"	25	100	456-SLTI	2 1/2"	---	1
451-SLTI	3/4"	10	50	457-SLTI	3"	---	1
452-SLTI	1"	5	25	458-SLTI	3 1/2"	---	1
453-SLTI	1 1/4"	5	25	459-SLTI	4"	---	1
454-SLTI	1 1/2"	2	10				

Made in the USA Liquid Tight Connectors, 45°

45° malleable iron connectors for use with metallic liquid tight conduit. Zinc Electroplated.

Suitable for use in Class 1 Division 2, - Class II, Divisions 1 & 2; and Class III, Divisions 1 & 2 per NEC 501.30 (B)

UL File No. E9391

NEW

Malleable Iron

Catalog Number	Trade Size	Unit Qty.	Std. Pkg.	Catalog Number	Trade Size	Unit Qty.	Std. Pkg.
449-SLTUS	3/8"	25	100	455-SLTUS	2"	1	5
450-SLTUS	1/2"	25	100	456-SLTUS	2 1/2"	---	1
451-SLTUS	3/4"	10	50	457-SLTUS	3"	---	1
452-SLTUS	1"	5	25	458-SLTUS	3 1/2"	---	1
453-SLTUS	1 1/4"	5	25	459-SLTUS	4"	---	1
454-SLTUS	1 1/2"	2	10				

Malleable Iron / Insulated Throat - 105°C

Catalog Number	Trade Size	Unit Qty.	Std. Pkg.	Catalog Number	Trade Size	Unit Qty.	Std. Pkg.
449-SLTIUS	3/8"	25	100	455-SLTIUS	2"	1	5
450-SLTIUS	1/2"	25	100	456-SLTIUS	2 1/2"	---	1
451-SLTIUS	3/4"	10	50	457-SLTIUS	3"	---	1
452-SLTIUS	1"	5	25	458-SLTIUS	3 1/2"	---	1
453-SLTIUS	1 1/4"	5	25	459-SLTIUS	4"	---	1
454-SLTIUS	1 1/2"	2	10				

Liquid Tight Connectors, 90°

90° connector for use with metallic and nonmetallic “Type B” liquid tight conduit.

Suitable for use in Class 1 Division 2, - Class II, Divisions 1 & 2; and Class III, Divisions 1 & 2 per NEC 501.30 (B)

File No. E9391

File No. LR39354

Die Cast Zinc

Catalog Number	Trade Size	Unit Qty.	Std. Pkg.
469-LT2	3/8"	25	100
470-LT2	1/2"	25	100
471-LT2	3/4"	10	50
472-LT2	1"	5	25
473-LT2	1 1/4"	5	25

Die Cast Zinc / Insulated Throat - 105°C

Catalog Number	Trade Size	Unit Qty.	Std. Pkg.
469-LTI2	3/8"	25	100
470-LTI2	1/2"	25	100
471-LTI2	3/4"	10	50
472-LTI2	1"	5	25
473-LTI2	1 1/4"	5	2

Cast Zinc

Catalog Number	Trade Size	Unit Qty.	Std. Pkg.
474-LT2	1 1/2"	2	10
475-LT2	2"	---	5
476-LT2	2 1/2"	---	1
477-LT2	3"	---	1
478-LT2	3 1/2"	---	1
479-LT2	4"	---	1

Cast Zinc / Insulated Throat - 105°C

Catalog Number	Trade Size	Unit Qty.	Std. Pkg.
474-LTI2	1 1/2"	2	10
475-LTI2	2"	---	5
476-LTI2	2 1/2"	---	1
477-LTI2	3"	---	1
478-LTI2	3 1/2"	---	1
479-LTI2	4"	---	1

Liquid Tight Connectors, 90°

Steel

Malleable Iron

90° connector for use with metallic liquid tight conduit.

Suitable for use in Class 1 Division 2, - Class II, Divisions 1 & 2; and Class III, Divisions 1 & 2 per NEC 501.30 (B)

c UL us File No. E9391: Steel: 476-SLT thru 479-SLT; 476-SLTI thru 479-SLTI

CSA File No. LR39354: Steel

Steel

Catalog Number	Trade Size	Unit Qty.	Std. Pkg.
469-SLT	3/8"	25	100
470-SLT	1/2"	25	100
471-SLT	3/4"	10	50
472-SLT	1"	5	25
473-SLT	1 1/4"	5	25
474-SLT	1 1/2"	2	10
475-SLT	2"	---	5

Steel / Insulated Throat - 105°C

Catalog Number	Trade Size	Unit Qty.	Std. Pkg.
469-SLTI	3/8"	25	100
470-SLTI	1/2"	25	100
471-SLTI	3/4"	10	50
472-SLTI	1"	5	25
473-SLTI	1 1/4"	5	25
474-SLTI	1 1/2"	2	10
475-SLTI	2"	---	5

Malleable Iron

Catalog Number	Trade Size	Unit Qty.	Std. Pkg.
476-SLT	2 1/2"	---	1
477-SLT	3"	---	1
478-SLT	3 1/2"	---	1
479-SLT	4"	---	1

Malleable Iron / Insulated Throat - 105°C

Catalog Number	Trade Size	Unit Qty.	Std. Pkg.
476-SLTI	2 1/2"	---	1
477-SLTI	3"	---	1
478-SLTI	3 1/2"	---	1
479-SLTI	4"	---	1

Made in the USA Liquid Tight Connectors, 90°

90° malleable iron connectors for use with metallic liquid tight conduit. Zinc Electroplated.

Suitable for use in Class 1 Division 2, - Class II, Divisions 1 & 2; and Class III, Divisions 1 & 2 per NEC 501.30 (B)

File No. E9391

Malleable Iron

Catalog Number	Trade Size	Unit Qty.	Std. Pkg.	Catalog Number	Trade Size	Unit Qty.	Std. Pkg.
469-SLTUS	3/8"	25	100	475-SLTUS	2"	---	5
470-SLTUS	1/2"	25	100	476-SLTUS	2 1/2"	---	1
471-SLTUS	3/4"	10	50	477-SLTUS	3"	---	1
472-SLTUS	1"	5	25	478-SLTUS	3 1/2"	---	1
473-SLTUS	1 1/4"	5	25	479-SLTUS	4"	---	1
474-SLTUS	1 1/2"	2	10				

Malleable Iron / Insulated Throat - 105°C

Catalog Number	Trade Size	Unit Qty.	Std. Pkg.	Catalog Number	Trade Size	Unit Qty.	Std. Pkg.
469-SLTIUS	3/8"	25	100	475-SLTIUS	2"	---	5
470-SLTIUS	1/2"	25	100	476-SLTIUS	2 1/2"	---	1
471-SLTIUS	3/4"	10	50	477-SLTIUS	3"	---	1
472-SLTIUS	1"	5	25	478-SLTIUS	3 1/2"	---	1
473-SLTIUS	1 1/4"	5	25	479-SLTIUS	4"	---	1
474-SLTIUS	1 1/2"	2	10				

Combination Couplings

Coupling used to join either metallic or nonmetallic “Type B” liquid tight to EMT. Concrete-tight. UL Listed “Raintight”.

File No. E24001: 4360-DC and 4361-DC

File No. LR39354: 4360-DC and 4361-DC

File No. E24001: 4362-DC thru 4365-DC

Zinc Plated Steel

Catalog Number	EMT Trade Size	LT Trade Size	Unit Qty.	Std. Pkg.
4360-DC	1/2"	1/2"	25	100
4361-DC	3/4"	3/4"	10	50
4362-DC	1"	1"	10	50
4363-DC	1 1/4"	1 1/4"	5	25
4364-DC	1 1/2"	1 1/2"	5	25
4365-DC	2"	2"	5	20

Raintight Combination Couplings

Used to join rigid or IMC to metallic liquid tight conduit. Concrete-tight.

File No. E9391

Steel

Catalog Number	LT Trade Size	Rigid Trade Size	Unit Qty.	Std. Pkg.
4369-LT	3/8"	1/2"	25	125
4370-LT	1/2"	1/2"	20	100
4371-LT	3/4"	3/4"	10	50
4372-LT	1"	1"	5	25
4373-LT	1 1/4"	1 1/4"	4	20
4374-LT	1 1/2"	1 1/2"	3	15
4375-LT	2"	2"	2	10

Liquid Tight Sealing Rings

Provides liquid tight sealing with connector to box or enclosure.

c UL us File No. E11259

Polyethylene With Steel Retainer

Catalog Number	Trade Size	Unit Qty.	Std. Pkg.	Catalog Number	Trade Size	Unit Qty.	Std. Pkg.
SR-050	1/2"	100	400	SR-200	2"	50	200
SR-075	3/4"	100	400	SR-250	2 1/2"	---	5
SR-100	1"	100	400	SR-300	3"	---	5
SR-125	1 1/4"	50	200	SR-350	3 1/2"	---	5
SR-150	1 1/2"	50	200	SR-400	4"	---	5

Mighty-Hold® Universal Clamp Straps

NEW

SOLAR

One piece clamp back and strap secures both cable and conduit. Secures EMT, Rigid, IMC, Metallic Liquid Tight, Nonmetallic Liquid Tight, FMC, and Schedule 40 and Schedule 80 PVC conduit, as well as steel and aluminum AC/MC cable. Patented.

File No. E161206

All UCSC sizes

Zinc Plated Steel

Catalog Number	Trade Size	Unit Qty.	Std. Pkg.
UCS-5075	1/2" - 3/4"	50	250
UCS-75100	3/4" - 1"	50	250
UCS-100125	1" - 1 1/4"	25	100
UCS-125150	1 1/4" - 1 1/2"	--	25
UCS-150200	1 1/2" - 2"	--	25

Polyolefin Coated Steel

Catalog Number	Trade Size	Unit Qty.	Std. Pkg.
UCSC-5075	1/2"-3/4"	50	250
UCSC-75100	3/4"-1"	50	250
UCSC100125	1" - 1 1/4"	25	100
UCSC125150	1 1/4" - 1 1/2"	--	25
UCSC150200	1 1/2" - 2"	--	25

Notes

Notes

Mighty-Seal® Raintight PUSH-EMT® Connectors

Connecting EMT has never been this fast and easy. Simply push the connector onto the conduit for a raintight/wet location seal. Removable and reusable. Approximately 75% quicker to install than conventional fittings. Patented.

c UL us File No. E24001

Zinc Die Cast

Catalog Number	Trade Size	Unit Qty.	Std. Pkg.
250-MSRT	1/2"	25	250
251-MSRT	3/4"	25	250

Zinc Die Cast / Insulated Throat - 105°C

Catalog Number	Trade Size	Unit Qty.	Std. Pkg.
250-MSRTI	1/2"	25	250
251-MSRTI	3/4"	25	250

Mighty-Seal® PUSH-EMT® Couplings

Connecting EMT has never been this fast and easy. Simply push the coupling onto the conduit for a raintight/wet location seal. Removable and reusable. Approximately 75% quicker to install than conventional fittings. Patented.

c UL us File No. E24001

Zinc Die Cast

Catalog Number	Trade Size	Unit Qty.	Std. Pkg.
260-MSRT	1/2"	25	250
261-MSRT	3/4"	25	250

Made in the USA Raintight Compression Connectors

Compression style connector with internal sealing ring and knockout gasket to create a raintight seal when connecting EMT to box or enclosure. Patented.

UL File No. E24001

Zinc Die Cast

Catalog Number	Trade Size	Unit Qty.	Std. Pkg.	Catalog Number	Trade Size	Unit Qty.	Std. Pkg.
250-RT2US	1/2"	50	500	255-RT2	2"	---	10
251-RT2US	3/4"	25	250	256-RT2	2 1/2"	---	12
252-RT2	1"	15	150	257-RT2	3"	---	12
253-RT2	1 1/4"	10	100	258-RT2*	3 1/2"	---	6
254-RT2	1 1/2"	10	40	259-RT2*	4"	---	6

*Consult factory for availability.

Zinc Die Cast / Insulated Throat - 90°C

Catalog Number	Trade Size	Unit Qty.	Std. Pkg.	Catalog Number	Trade Size	Unit Qty.	Std. Pkg.
250-RTI2US	1/2"	50	500	255-RTI2	2"	---	10
251-RTI2US	3/4"	25	250	256-RTI2	2 1/2"	---	12
252-RTI2	1"	15	150	257-RTI2	3"	---	12
253-RTI2	1 1/4"	10	100	258-RTI2*	3 1/2"	---	6
254-RTI2	1 1/2"	10	40	259-RTI2*	4"	---	6

*Consult factory for availability.

Raintight Compression Connectors

Compression style connector with internal sealing ring and knockout gasket to create a raintight seal when connecting EMT to box or enclosure. Patented.

c UL us File No. E24001

Zinc Die Cast

Catalog Number	Trade Size	Unit Qty.	Std. Pkg.
250-RT2	1/2"	50	500
251-RT2	3/4"	25	250

Zinc Die Cast / Insulated Throat – 90°C

Catalog Number	Trade Size	Unit Qty.	Std. Pkg.
250-RTI2	1/2"	50	500
251-RTI2	3/4"	25	250

Raintight Compression Couplings

Compression style coupling used to join two lengths of EMT. Internal sealing rings create a raintight seal. Patented.

c UL us File No. E24001

Zinc Die Cast

Catalog Number	Trade Size	Unit Qty.	Std. Pkg.
260-RT	1/2"	50	500
261-RT	3/4"	25	250

Made in the USA Raintight Compression Couplings

Compression style coupling used to join two lengths of EMT. Internal sealing rings create a raintight seal. Patented.

UL File No. E24001

Zinc Die Cast

Catalog Number	Trade Size	Unit Qty.	Std. Pkg.	Catalog Number	Trade Size	Unit Qty.	Std. Pkg.
260-RTUS	1/2"	50	500	265-RT	2"	---	10
261-RTUS	3/4"	25	250	266-RT	2 1/2"	---	12
262-RT	1"	15	150	267-RT	3"	---	12
263-RT	1 1/4"	10	100	268-RT*	3 1/2"	---	6
264-RT	1 1/2"	10	40	269-RT*	4"	---	6

*Consult factory for availability.

Raintight Compression Connectors

Compression type connector with internal sealing ring and knockout gasket to create a raintight seal when connecting EMT to box or enclosure.

c UL us File No. E24001

Steel

Catalog Number	Trade Size	Unit Qty.	Std. Pkg.	Catalog Number	Trade Size	Unit Qty.	Std. Pkg.
250-SRT	1/2"	25	250	255-SRT	2"	---	10
251-SRT	3/4"	25	250	256-SRT	2 1/2"	2	10
252-SRT	1"	10	100	257-SRT	3"	2	10
253-SRT	1 1/4"	---	25	258-SRT	3 1/2"	---	6
254-SRT	1 1/2"	---	25	259-SRT	4"	---	6

Steel / Insulated Throat - 105°C

Catalog Number	Trade Size	Unit Qty.	Std. Pkg.	Catalog Number	Trade Size	Unit Qty.	Std. Pkg.
250-SRTI	1/2"	25	250	255-SRTI	2"	---	10
251-SRTI	3/4"	25	250	256-SRTI	2 1/2"	2	10
252-SRTI	1"	10	100	257-SRTI	3"	2	10
253-SRTI	1 1/4"	---	25	258-SRTI	3 1/2"	---	6
254-SRTI	1 1/2"	---	25	259-SRTI	4"	---	6

Raintight Compression Couplings

Compression style coupling used to join two lengths of EMT. Internal sealing rings create a raintight seal. Concrete-tight/ Raintight. Patented.

c UL us File No. E24001

Steel

Catalog Number	Trade Size	Unit Qty.	Std. Pkg.	Catalog Number	Trade Size	Unit Qty.	Std. Pkg.
260-SRT	1/2"	25	250	265-SRT	2"	---	10
261-SRT	3/4"	20	200	266-SRT	2 1/2"	2	10
262-SRT	1"	10	100	267-SRT	3"	2	10
263-SRT	1 1/4"	---	25	268-SRT	3 1/2"	---	6
264-SRT	1 1/2"	---	25	269-SRT	4"	---	6

Mighty-Merge® Raintight Combination Couplings

Couplings used to transition EMT to rigid for a secure raintight/ wet location seal. Patented.

Listed

NEW

Zinc Die Cast

Catalog Number	EMT Trade Size	Rigid Trade Size	Unit Qty.	Std. Pkg.
290-RT	1/2"	1/2"	25	100
291-RT	3/4"	3/4"	25	100
292-RT	1"	1"	10	50

UF Connectors

Connector provides watertight seal around underground feeder cable. Tapered (NPT) threads.

File No. E11698

Zinc Die Cast

Catalog Number	Trade Size	Cable Size Min.	Cable Size Max.	Unit Qty.	Std. Pkg.
761-UF	1/2"	14/2 (.250")	10/2 (.500")	25	100
762-UF	3/4"	14/3 (.260")	10/3 (.720")	10	50

Watertight Service Entrance Cable Connectors

Compression type connector which provides watertight seal around service entrance cable.

Zinc Die Cast

Catalog Number	K.O. Size	Grommet Opening Size	Unit Qty.	Std. Pkg.
763-4	1"	.520" x .840"	10	100
763-6	1"	.440" x .700"	10	100
763-8	1"	.406" x .688"	10	100
764-2	1 1/4"	.600" x 1.000"	5	50
764-2N	1 1/4"	.665" x 1.094"	5	50
764-3	1 1/4"	.560" x .950"	5	50
765-2	1 1/2"	.865" x 1.325"	---	25
765-3	1 1/2"	.875" x 1.375"	---	25
766-2	2"	.860" x 1.340"	---	10
766-3	2"	.870" x 1.370"	---	10
766-4	2"	.900" x 1.500"	---	10
766-4N	2"	1.100" x 1.750"	---	10

Combination Couplings

Coupling used to join either metallic or nonmetallic (Type “B”) liquid tight to EMT. Concrete-tight. UL Listed “Raintight”.

File No. E24001: 4360-DC and 4361-DC

File No. LR39354: 4360-DC and 4361-DC

File No. E24001: 4262-DC thru 4365-DC

Zinc Die Cast

Catalog Number	EMT Trade Size	LT Trade Size	Unit Qty.	Std. Pkg.
4360-DC	1/2"	1/2"	25	100
4361-DC	3/4"	3/4"	10	50
4362-DC	1"	1"	10	50
4363-DC	1 1/4"	1 1/4"	5	25
4364-DC	1 1/2"	1 1/2"	5	25
4365-DC	2"	2"	5	20

Raintight Combination Couplings

Used to join rigid or IMC to metallic liquid tight conduit. Concrete-tight.

UL Listed "Raintight"

c UL us File No. E9391

Steel

Catalog Number	LT Trade Size	Rigid Trade Size	Unit Qty.	Std. Pkg.
4369-LT	3/8"	1/2"	25	125
4370-LT	1/2"	1/2"	20	100
4371-LT	3/4"	3/4"	10	50
4372-LT	1"	1"	5	25
4373-LT	1 1/4"	1 1/4"	4	20
4374-LT	1 1/2"	1 1/2"	3	15
4375-LT	2"	2"	2	10

Threaded Hubs

To secure threaded rigid service entrance conduit to box or enclosure. Insulated throat rated 105°C. BUNA-N sealing ring completely encircles knockout to prevent contaminants from entering enclosure. Concrete-tight.

c UL us File No. E9391: Type 4 - Water Tight

SP File No. LR39354

Note: UL listing not applicable to 5" & 6" Malleable Iron.

Zinc Die Cast

Catalog Number	Trade Size	Unit Qty.	Std. Pkg.	Catalog Number	Trade Size	Unit Qty.	Std. Pkg.
151-DC	1/2"	25	100	156-DC	2"	2	20
152-DC	3/4"	25	100	157-DC	2 1/2"	---	10
153-DC	1"	10	50	158-DC	3"	---	5
154-DC	1 1/4"	5	25	159-DC	3 1/2"	1	5
155-DC	1 1/2"	2	20	160-DC	4"	1	5

Mighty-Align® Self-Aligning, Raintight, Three-Piece Conduit Couplings

Used to join two lengths of threaded rigid and IMC conduit. Patented.

c UL us File No. E9391

Malleable Iron

Catalog Number	Trade Size	Unit Qty.	Std. Pkg.	Catalog Number	Trade Size	Unit Qty.	Std. Pkg.
1121-RT	1/2"	25	100	1126-RT	2"	---	10
1122-RT	3/4"	10	100	1127-RT	2 1/2"	---	5
1123-RT	1"	5	50	1128-RT	3"	---	5
1124-RT	1 1/4"	---	25	1129-RT	3 1/2"	---	4
1125-RT	1 1/2"	---	20	1130-RT	4"	---	5

Mighty-Seal® Raintight Reducing Sealing Washers

Used when a concentric knockout breaks out larger than expected. Maintains NEMA 3R rating on listed enclosures. Includes one coated and one uncoated washer. Coated washer installs on the exterior of the box. Sunlight resistant. Patent Pending.

c UL us File No. E11259

NEW

Coated Galvanized Steel

Catalog Number	Trade Size	Unit Qty.	Std. Pkg.	Catalog Number	Trade Size	Unit Qty.	Std. Pkg.
1061-RT	3/4" - 1/2"	20	200	1066-RT	1 1/4" - 1"	20	200
1062-RT	1" - 1/2"	20	200	1071-RT	2" - 1/2"	10	100
1063-RT	1" - 3/4"	20	200	1072-RT	2" - 3/4"	10	100
1064-RT	1 1/4" - 1/2"	20	200	1073-RT	2" - 1"	10	100
1065-RT	1 1/4" - 3/4"	20	200	1074-RT	2" - 1 1/4"	10	100

Sealing Locknuts

Used to provide raintight seal when fastening threaded conduit to unthreaded opening in a box or enclosure.

c UL us File No. E9391

Steel / PVC Seal

Catalog Number	Trade Size	Unit Qty.	Std. Pkg.	Catalog Number	Trade Size	Unit Qty.	Std. Pkg.
141	1/2"	50	200	146	2"	25	100
142	3/4"	25	100	147	2 1/2"	5	25
143	1"	25	100	148	3"	5	25
144	1 1/4"	25	100	149	3 1/2"	5	25
145	1 1/2"	25	100	150	4"	5	25

Liquid Tight Sealing Rings

Provides liquid tight sealing with connector to box or enclosure.

c UL us File No. E11259

Polyethylene With Steel Retainer

Catalog Number	Trade Size	Unit Qty.	Std. Pkg.	Catalog Number	Trade Size	Unit Qty.	Std. Pkg.
SR-050	1/2"	100	400	SR-200	2"	50	200
SR-075	3/4"	100	400	SR-250	2 1/2"	---	5
SR-100	1"	100	400	SR-300	3"	---	5
SR-125	1 1/4"	50	200	SR-350	3 1/2"	---	5
SR-150	1 1/2"	50	200	SR-400	4"	---	5

Mighty-Seal® PVC Jacketed MC and TECK Cable Connectors

CONCRETE-TIGHT RAINTIGHT

For connecting PVC jacketed MC cable (parking deck/lot cable) or TECK cable to box or enclosure. Simply strip 7/8" to 1" of jacket from end of cable, loosen nut, and push cable into connector until cable reaches end stop. Tighten nut for raintight connection. Knockout gasket provides positive seal at 1/2" K.O. NPT tapered threads permits installation in threaded boxes. The 595-DC2C, 596-DC2C and 895-DC2C have a polyolefin coating and are listed for direct burial. Concrete-tight. Patented.

c UL us File No. E20534 (except 595-DC2C, 596-DC2C and 895-DC2C)

c ETL us Listed: 595-DC2C, 596-DC2C and 895-DC2C

Zinc Die Cast

Catalog Number	K.O. Size	TECK Cable Range Min.	TECK Cable Range Max.	MC Cable Range Min.	MC Cable Range Max.	Unit Qty.	Std. Pkg.
595-DC2	1/2"	14/2 (.61")	12/2 (.72")	12/2 (.50")	10/3 (.61")	15	60
596-DC2	1/2"	14/3 (.685")	10/3 (.80")	10/4 (.61")	8/3 (.69")	15	60
895-DC2*	1/2"	14/2 (.61")	12/2 (.72")	12/2 (.50")	10/3 (.61")	10	40

Zinc Die Cast / Insulated Throat - 105°C

Catalog Number	K.O. Size	TECK Cable Range Min.	TECK Cable Range Max.	MC Cable Range Min.	MC Cable Range Max.	Unit Qty.	Std. Pkg.
595-DCI2	1/2"	14/2 (.61")	12/2 (.72")	12/2 (.50")	10/3 (.61")	15	60
596-DCI2	1/2"	14/3 (.685")	10/3 (.80")	10/4 (.61")	8/3 (.69")	15	60
895-DCI2*	1/2"	14/2 (.61")	12/2 (.72")	12/2 (.50")	10/3 (.61")	10	40

Zinc Die Cast / Polyolefin Coating

Catalog Number	K.O. Size	TECK Cable Range Min.	TECK Cable Range Max.	MC Cable Range Min.	MC Cable Range Max.	Unit Qty.	Std. Pkg.
595-DC2C	1/2"	14/2 (.61")	12/2 (.72")	12/2 (.50")	10/3 (.61")	10	40
596-DC2C	1/2"	14/3 (.685")	10/3 (.80")	10/4 (.61")	8/3 (.69")	15	60
895-DC2C*	1/2"	14/2 (.61")	12/2 (.72")	12/2 (.50")	10/3 (.61")	10	40

* 90° version

Notes

Notes

Mighty-Rite®
Split Grounding Bushings

Install your bushings before or after pulling wire and making connections. Mighty-Rite's innovative hinged design adjusts and aligns easier – even in tight spots. Our adjustable lay-in lugs accept and position conductors for simple access. Mighty-Rite's unique split design and ease-of-use allows shorter facility downtime when upgrading existing power and data systems.

All Zinc Die Cast Mighty-Rites are now available with Stainless steel hardware, for use in outdoor applications. Stainless steel hardware will be available by October 2016.

150°C Captive Nylon Insulator. Patented.

c UL us File No. E20412

Zinc Die Cast / Aluminum Alloy Lug

Catalog Number	Grounding Lug Wire Capacity Min. Max. Solid Strand	Trade Size	Unit Qty.	Std. Pkg.
SGB-382CL	14 to 4	3/4"	25	250
SGB-383CL	14 to 4	1"	25	250
SGB-38414	14 to 4	1 1/4"	20	200
SGB-384CL	14 to 1/0	1 1/4"	20	200
SGB-38514	14 to 4	1 1/2"	20	200
SGB-385CL	14 to 1/0	1 1/2"	20	200
SGB-38614	14 to 4	2"	10	100
SGB-386CL	14 to 1/0	2"	10	100
SGB-38740	6 to 250 MCM	2 1/2"	---	25
SGB-387CL	14 to 1/0	2 1/2"	---	25
SGB-38840	6 to 250 MCM	3"	---	25
SGB-388CL	14 to 1/0	3"	---	25
SGB-38940	6 to 250 MCM	3 1/2"	---	25
SGB-389CL	6 to 3/0	3 1/2"	---	25
SGB-39040	6 to 250 MCM	4"	---	20
SGB-390CL	6 to 3/0	4"	---	20

Mighty-Rite®
Split Grounding Bushings

Install your bushings before or after pulling wire and making connections. Mighty-Rite's innovative hinged design adjusts and aligns easier – even in tight spots. Our adjustable lay-in lugs accept and position conductors for simple access. Mighty-Rite's unique split design and ease-of-use allows shorter facility downtime when upgrading existing power and data systems.

150°C Captive Nylon Insulator. Patented.

c UL us File No. E20412

Steel / Aluminum Alloy Lug

Catalog Number	Grounding Lug Wire Capacity Min. Max. Solid Strand	Trade Size	Unit Qty.	Std. Pkg.
SGBS-381CL	14 to 4	1/2"	25	250
SGBS-382CL	14 to 4	3/4"	25	250
SGBS-383CL	14 to 4	1"	25	250
SGBS-38414	14 to 4	1 1/4"	20	200
SGBS-384CL	14 to 1/0	1 1/4"	20	200
SGBS-38514	14 to 4	1 1/2"	20	200
SGBS-385CL	14 to 1/0	1 1/2"	20	200
SGBS-38614	14 to 4	2"	10	100
SGBS-386CL	14 to 1/0	2"	10	100
SGBS-38740	6 to 250 MCM	2 1/2"	---	25
SGBS-387CL	14 to 1/0	2 1/2"	---	25
SGBS-38840	6 to 250 MCM	3"	---	25
SGBS-388CL	14 to 1/0	3"	---	25
SGBS-38940	6 to 250 MCM	3 1/2"	---	25
SGBS-389CL	6 to 3/0	3 1/2"	---	25
SGBS-39040	6 to 250 MCM	4"	---	20
SGBS-390CL	6 to 3/0	4"	---	20
SGBS-39050	350 to 500 MCM	4"	---	10
SGBS-39150	350 to 500 MCM	5"	---	10
SGBS-39250	350 to 500 MCM	6"	---	10

Mighty-Rite® Nonmetallic Split Bushings

NEW

Patented split design allows for installation after conductors have been pulled. Used with a locknut to terminate threaded rigid and IMC to a box or enclosure. Used with a connector to prevent damage to wire insulation. Rated 105°C.

c UL us File No. E9391

Nonmetallic Split Bushing

Catalog Number	Trade Size	Unit Qty.	Std. Pkg.
SB-383NM	1"	25	250
SB-384NM	1 1/4"	20	200
SB-385NM	1 1/2"	20	200
SB-386NM	2"	10	100
SB-387NM	2 1/2"	---	25
SB-388NM	3"	---	25
SB-389NM	3 1/2"	---	25
SB-390NM	4"	---	20

Insulated Grounding Bushings

Used with locknut to terminate service conduit to cabinet. Aluminum alloy lug provided for bonding jumper to neutral busbar. Plastic liner prevents damage to wire insulation.

c UL us File No. E20412

Malleable Iron / Plastic Metaliner - 150°C

Catalog Number	Grounding Lug Wire Capacity Min. Max. Solid Strand	Trade Size	Unit Qty.	Std. Pkg.
381	14 to 4	1/2"	50	500
382	14 to 4	3/4"	50	500
383	14 to 4	1"	25	250
384	14 to 1/0	1 1/4"	20	200
384-14	14 to 4	1 1/4"	20	200
385	14 to 1/0	1 1/2"	20	200
385-14	14 to 4	1 1/2"	20	200
386	14 to 1/0	2"`	10	100
386-14	14 to 4	2"	10	100
387	14 to 1/0	2 1/2"	---	25
387-40	6 to 250 MCM	2 1/2"	---	25
388	14 to 1/0	3"	---	25
388-40	6 to 250 MCM	3"	---	25
389	14 to 1/0	3 1/2"	---	25
389-40	6 to 250 MCM	3 1/2"	---	25
390	14 to 1/0	4"	---	20
390-40	6 to 250 MCM	4"	---	20
391	6 to 250 MCM	5"	---	5
392	6 to 250 MCM	6"	---	5

Insulated Grounding Bushings

Used with locknut to terminate service conduit to cabinet. Aluminum alloy lug provided for bonding jumper to neutral busbar. Plastic liner prevents damage to wire insulation.

c UL us File No. E20412

Zinc Die Cast / Plastic Metaliner - 150°C

Catalog Number	Grounding Lug Wire Capacity Min. Max. Solid Strand	Trade Size	Unit Qty.	Std. Pkg.
381-DC	14 to 4	1/2"	50	500
382-DC	14 to 4	3/4"	50	500
383-DC	14 to 4	1"	25	250
384-DC	14 to 1/0	1 1/4"	20	200
384-DC14	14 to 4	1 1/4"	20	200
385-DC	14 to 1/0	1 1/2"	20	200
385-DC14	14 to 4	1 1/2"	20	200
386-DC	14 to 1/0	2"	10	100
386-DC14	14 to 4	2"	10	100
387-DC	14 to 1/0	2 1/2"	---	25
387-DC40	6 to 250 MCM	2 1/2"	---	25
388-DC	14 to 1/0	3"	---	25
388-DC40	6 to 250 MCM	3"	---	25
389-DC	14 to 1/0	3 1/2"	---	25
389-DC40	6 to 250 MCM	3 1/2"	---	25
390-DC	14 to 1/0	4"	---	20
390-DC40	6 to 250 MCM	4"	---	20

Threadless Grounding Bushings

NEW

Used to terminate threadless rigid conduit or IMC to a cabinet. Aluminum alloy lug provided for bonding jumper to neutral busbar. Plastic liner prevents damage to wire insulation.

c UL us File No. E20412

Zinc Die Cast / Aluminum Alloy Lug

Catalog Number	Grounding Lug Wire Capacity Min. Max. Solid Strand	Trade Size	Unit Qty.	Std. Pkg.
TL-381	14 to 4	1/2"	50	500
TL-382	14 to 4	3/4"	50	500
TL-383	14 to 4	1"	25	250
TL-384	8 to 1/0	1 1/4"	20	200
TL-38414	14 to 4	1 1/4"	20	200
TL-385	8 to 1/0	1 1/2"	20	200
TL-38514	14 to 4	1 1/2"	20	200
TL-386	8 to 1/0	2"	10	100
TL-38614	14 to 4	2"	10	100
TL-387	8 to 1/0	2 1/2"	---	25
TL-38740	6 to 250MCM	2 1/2"	---	25
TL-388	8 to 1/0	3"	---	25
TL-38840	6 to 250MCM	3"	---	25
TL-389	6 to 3/0	3 1/2"	---	25
TL-38940	6 to 250MCM	3 1/2"	---	25
TL-390	6 to 3/0	4"	---	20
TL-39040	6 to 250MCM	4"	---	20

Bushings

Used with locknut to protect conductors inside threaded rigid or IMC conduit entering a box. Rounded surface of bushing prevents damage to wire insulation.

File No. E9391: 321 thru 332

File No. E11259: 321-B thru 330-B

File No. LR39354

Plastic - 105°C

Catalog Number	Trade Size	Unit Qty.	Std. Pkg.
321	1/2"	100	1000
322	3/4"	100	1000
323	1"	50	500
324	1 1/4"	---	100
325	1 1/2"	---	100
326	2"	---	50
327	2 1/2"	---	25
328	3"	---	25
329	3 1/2"	---	25
330	4"	---	20
331	5"	---	5
332	6"	---	5

Plastic - 105°C

Catalog Number	Trade Size	Unit Qty.	Std. Pkg.
321-B	1/2"	100	1000
322-B	3/4"	100	1000
323-B	1"	50	500
324-B	1 1/4"	---	100
325-B	1 1/2"	---	100
326-B	2"	---	50
327-B	2 1/2"	---	25
328-B	3"	---	25
329-B	3 1/2"	---	25
330-B	4"	---	20

Insulated Bushings

Used with locknut to protect conductors inside threaded rigid or IMC conduit entering a box. Plastic liner prevents damage to wire insulation. All products rated 150°C except catalog numbers 371 and 372 which are rated 105°C.

File No. E9391

Malleable Iron / Plastic Metaliner

Catalog Number	Trade Size	Unit Qty.	Std. Pkg.
361	1/2"	100	1000
362	3/4"	100	1000
363	1"	50	500
364	1 1/4"	10	100
365	1 1/2"	10	100
366	2"	10	100
367	2 1/2"	2	10
368	3"	2	10
369	3 1/2"	---	5
370	4"	---	5
371	5"	---	5
372	6"	---	5

Zinc Die Cast / Plastic Metaliner

Catalog Number	Trade Size	Unit Qty.	Std. Pkg.
361-DC	1/2"	100	1000
362-DC	3/4"	100	1000
363-DC	1"	50	500
364-DC	1 1/4"	10	100
365-DC	1 1/2"	10	100
366-DC	2"	10	100
367-DC	2 1/2"	2	10
368-DC	3"	2	10
369-DC	3 1/2"	---	5
370-DC	4"	---	5

Pull Caps

Used for capping EMT, rigid and most bushings.

Polyethylene

Catalog Number	Trade Size	Unit Qty.	Std. Pkg.
341	1/2"	100	1000
342	3/4"	100	1000
343	1"	100	1000
344	1 1/4"	50	250
345	1 1/2"	25	100
346	2"	25	100

Bushing Pennies

Used inside bushing to prevent foreign matter from entering conduit.

Galvanized Steel

Catalog Number	Trade Size	Unit Qty.	Std. Pkg.	Catalog Number	Trade Size	Unit Qty.	Std. Pkg.
1661	1/2"	500	1000	1667	2 1/2"	50	100
1662	3/4"	250	500	1668	3"	50	100
1663	1"	100	200	1669	3 1/2"	25	100
1664	1 1/4"	50	100	1670	4"	25	100
1665	1 1/2"	50	100	1671	5"	25	100
1666	2"	50	100				

Knockout Insulating Bushings

Converts metallic box rough edged holes to smooth insulated holes for protection of electrical, voice, data and video cables.

File No. LR24719

File No. E240912: 9791 thru 9796

Plastic Rated 105°C

Catalog Number	K.O.	K.O. Dia.	Unit Qty.	Std. Pkg.
9791	1/2"	.875"	100	1000
9792	3/4"	1.109"	100	1000
9793	1"	1.375"	50	500
9794	1 1/4"	1.734"	50	500
9795	1 1/2"	1.984"	25	250
9796	2"	2.469"	20	100
9797	2 1/2"	2.969"	20	100

Stud Bushings

Protects wire insulation from abrasion in metal studs. Bushing allows smooth wire pulling. Used for all pre-punched shaped holes.

UL File No. E11259

Polypropylene

Catalog Number	Unit Qty.	Std. Pkg.
9882	50	500

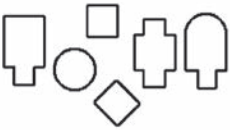

Insulating Bushing

EMT bushing insulates telephone, computer, video and other low voltage wiring from sharp edges of EMT. Complies with NEC Article 300-15(c).

Polyethylene - 90°C

Catalog Number	Trade Size	Unit Qty.	Std. Pkg.
TWB-51	1/2"	100	1000
TWB-52	3/4"	50	500
TWB-53	1"	25	250
TWB-54	1 1/4"	25	250
TWB-55	1 1/2"	---	100
TWB-56	2"	---	50
TWB-57	2 1/2"	---	25
TWB-58	3"	---	25
TWB-59	3 1/2"	---	25
TWB-60	4"	---	25

Notes

Notes

Double-Snap Snap-In Connector

NEW

Simply snap cable into connector and then snap connector into box. No tools required! Refer to the technical guide section for MCI-A and other cables.

UL File No. E20534

Zinc Die Cast / Insulated Throat – 105°C

Catalog Number	K.O. Size	Flex Trade Size	AC/MC Cable Range Min.	AC/MC Cable Range Max.	Unit Qty.	Std. Pkg.
38ADS	1/2"	3/8"	14/2 (.40")	10/3 (.63")	50	500

Double-Snap Snap-In Connector for Old Work

NEW

Pull cable into box, snap cable into connector and snap connector into box. No tools required! Refer to the technical guide section for MCI-A and other cables.

UL File No. E20534

Zinc Die Cast / Insulated Throat – 105°C

Catalog Number	K.O. Size	Flex Trade Size	AC/MC Cable Range Min.	AC/MC Cable Range Max.	Unit Qty.	Std. Pkg.
38ACDS	1/2”	3/8”	14/2 (.40”)	10/3 (.63”)	50	500

Mighty-Merge® Combination Coupling

280SP 280SPMB

The 280SP and 280SPMB are patented Mighty-Merge® Designs. The 280SP has a set screw end for EMT and a Snap-In end for AC/MC cables and flexible metal conduit. The 280SPMB has a Push-In end for EMT and a Snap-In end for AC/MC cables and flexible metal conduit.

Refer to the cable connector compatibility charts in the technical guide section for MCI-A and other cables. Patented.

c UL us File No. E9391

Zinc Die Cast

Catalog Number	EMT Trade Size	Trade Size	Unit Qty.	Std. Pkg.
280SP	1/2"	3/8"	25	100
280SPMB	1/2"	3/8"	25	100

Quick Install

Whipper-Snap® Single Screw, Strap Type Connector

For connecting nonmetallic cable to box or enclosure. Also listed for use with SJO cord. Simply snap connector into electrical box. External spring steel locking tabs secures connector to electrical box. Patented Whipper-Snap design.

UL File No. E11698

Zinc Die Cast

Catalog Number	K.O. Size	SJO Cord Cable Range Min.	SJO Cord Cable Range Max.	Nonmetallic Cable Range Min.	Nonmetallic Cable Range Max.	Unit Qty.	Std. Pkg.
651SP	1/2"	18/3	12/3	(1) 14/2 Or (2) 14/2	(1) 10/3 (2) 12/2	100	1000

Quick Install

Whipper-Snap® Duplex Connectors

3838SP

3838ASP

The 3838ASP and 3838SP are double-snap type connectors. Simply snap cables into connector and snap assembly into electrical box. No tools required! Refer to the cable connector compatibility charts in the technical guide section for MCI-A and other cables. Integral internal spring steel locking tabs fasten cable or conduit. External spring steel locking tabs secures connector to electrical box. Suitable for maintaining grounding continuity when installed in accordance with the NEC. Patented Whipper-Snap design.

c UL us File No. E20534

Zinc Die Cast

Catalog Number	K.O. Size	Flex Trade Size	AC/MC Cable Range Min.	AC/MC Cable Range Max.	Unit Qty.	Std. Pkg.
3838SP	1/2"	3/8"	14/2 (.38")	10/2 (.59")	20	200

Quick Install

Zinc Die Cast / Insulated Throat - 105°C

Catalog Number	K.O. Size	Flex Trade Size	AC/MC Cable Range Min.	AC/MC Cable Range Max.	Unit Qty.	Std. Pkg.
3838ASP	1/2"	3/8"	14/2 (.38")	10/2 (.59")	20	200

Quick Install

Screw-In Connectors, Snap-In

Low profile connector for connecting flexible metal conduit to box or enclosure. Spring steel locking tabs eliminate need for a locknut. Suitable for flexible whips.

c UL us File No. E9391

Zinc Die Cast

Catalog Number	K.O. Size	Flex Trade Size	Unit Qty.	Std. Pkg.
540-SS	1/2"	3/8"	---	2500

Quick Install

Snap Type Connectors

590-DC2

590-DCI2

590-DC2
(Back View)

For connecting AC/MC cable or flexible metal conduit to box or enclosure. Refer to the cable connector compatibility charts in the technical guide section for MCI-A and other cables. Push cable or conduit into the connector and install in 1/2" knockout. Internal spring steel locking ring tabs securely clamp the cable in place and ensure bonding. Ring tabs are shaped to accept cable without damage to wire insulation. Patented.

c UL us File No. E20534

Zinc Die Cast

Catalog Number	K.O. Size	Flex Trade Size	AC/MC Cable Range Min.	AC/MC Cable Range Max.	Unit Qty.	Std. Pkg.
590-DC2	1/2"	3/8"	14/2 (.43")	10/3 (.61")	50	500

Quick Install

Zinc Die Cast / Insulated Throat - 105°C

Catalog Number	K.O. Size	Flex Trade Size	AC/MC Cable Range Min.	AC/MC Cable Range Max.	Unit Qty.	Std. Pkg.
590-DCI2	1/2"	3/8"	14/2 (.43")	10/3 (.61")	50	500

Quick Install

Mighty-Seal® PVC Jacketed MC and TECK Cable Connectors

CONCRETE-TIGHT RAINTIGHT

For connecting jacketed MC cable (parking deck/lot cable) or TECK Cable to box or enclosure. Simply strip 7/8" to 1" of jacket from end of cable, loosen nut, and push cable into connector until cable reaches end stop. Tighten nut for raintight connection. Knockout gasket provides positive seal at 1/2" K.O. NPT tapered threads permits installation in threaded boxes. The 595-DC2C, 596-DC2C and 895-DC2C have a polyolefin coating and are listed for direct burial. Concrete-tight. Patented.

c UL us File No. E20534 (except 595-DC2C, 596-DC2C and 895-DC2C)

c ETL us Listed: 595-DC2C, 596-DC2C and 895-DC2C

Zinc Die Cast

Catalog Number	K.O. Size	MC Cable Range Min.	MC Cable Range Max.	TECK Cable Range Min.	TECK Cable Range Max.	Unit Qty.	Std. Pkg.
595-DC2	1/2"	12/2 (.50")	10/3 (.61")	14/2 (.61")	12/2 (.72")	15	60
596-DC2	1/2"	10/4 (.61")	8/3 (.69")	14/3 (.685")	10/3 (.80")	15	60
895-DC2*	1/2"	12/2 (.50")	10/3 (.61")	14/2 (.61")	12/2 (.72")	10	40

Zinc Die Cast / Insulated Throat - 105°C

Catalog Number	K.O. Size	MC Cable Range Min.	MC Cable Range Max.	TECK Cable Range Min.	TECK Cable Range Max.	Unit Qty.	Std. Pkg.
595-DCI2	1/2"	12/2 (.50")	10/3 (.61")	14/2 (.61")	12/2 (.72")	15	60
596-DCI2	1/2"	10/4 (.61")	8/3 (.69")	14/3 (.685")	10/3 (.80")	15	60
895-DCI2*	1/2"	12/2 (.50")	10/3 (.61")	14/2 (.61")	12/2 (.72")	10	40

Zinc Die Cast / Polyolefin Coating

Catalog Number	K.O. Size	MC Cable Range Min.	MC Cable Range Max.	TECK Cable Range Min.	TECK Cable Range Max.	Unit Qty.	Std. Pkg.
595-DC2C	1/2"	12/2 (.50")	10/3 (.61")	14/2 (.61")	12/2 (.72")	10	40
596-DC2C	1/2"	10/4 (.61")	8/3 (.69")	14/3 (.685")	10/3 (.80")	15	60
895-DC2C*	1/2"	12/2 (.50")	10/3 (.61")	14/2 (.61")	12/2 (.72")	10	40

* 90° version

PVC "Snap-In" Type Connectors

616-NMD

617-NMD

For connecting nonmetallic cable to box or enclosure. Locknut not required.

UL File No. E11698

PVC

Catalog Number	K.O. Size	Nonmetallic Cable Range Min.	Nonmetallic Cable Range Max.	Unit Qty.	Std. Pkg.
616-NMD	1/2"	14/2	6/2	100	1000
Quick Install		Or Two			
		14/2	12/3		
		In Any Combination			
617-NMD	3/4"	8/2, 8/3, 6/2, 6/3		50	500
Quick Install					

PVC "Snap-In" Type Connectors

For connecting nonmetallic cable to box or enclosure. Locknut not required.

UL File No. E11698

CSA File No. LR74878

PVC

Catalog Number	K.O. Size	Nonmetallic Cable Range Min.	Nonmetallic Cable Range Max.	Unit Qty.	Std. Pkg.
620-NM	1/2"	14/2	10/3	50	500
Quick Install		Or Two			
		14/2	12/2		

Catalog Number	K.O. Size	Nonmetallic Cable Range Min.	Nonmetallic Cable Range Max.	Unit Qty.	Std. Pkg.
621-NM	3/4"	8/3	6/3	25	250
Quick Install		Or Two			
		12/3	8/3		

Two-Piece Clamp Type Connectors

For connecting single nonmetallic cable to box or enclosure. Locknut not required.

File No. E11698: 642 thru 644

Steel

Catalog Number	K.O. Size	Nonmetallic Cable Range Min.	Max.	Unit Qty.	Std. Pkg.
642	1/2"	.180"	.560"	100	1000
643	3/4"	.250"	.830"	50	500
644	1 1/4"	.250"	.980"	50	250
645	1 1/2"	.312"	1.125"	20	100

Whipper-Snap® Single Screw 90° Connectors

90° fitting with cover used for connecting AC/MC cable to box or enclosure. Single screw design saves time and money. Connectors with patented Whipper-Snap design snap into electrical box! Concrete-tight when taped. Refer to the cable connector compatibility charts in the technical guide section for MCI-A and other cables.

c UL us File No. E202876

Zinc Die Cast

Catalog Number	K.O. Size	Flex Trade Size	AC/MC Cable Range Min.	Max.	Unit Qty.	Std. Pkg.
802SP	1/2"	3/8"	12/2 (.48")	10/3 (.58")	25	250

Quick Install

Whipper-Snap® Snap-In Two Screw Strap Type Connector

For connecting AC/MC cable or flexible metal conduit to box or enclosure. CSA Listed for ACG90. Refer to the cable connector compatibility charts in the technical guide section for MCI-A and other cables. Patented Whipper-Snap design.

UL File No. 20534

CSA File No. LR39354

Zinc Die Cast

Catalog Number	K.O. Size	Flex Trade Size	ACG90 Cable Range Min.	ACG90 Cable Range Max.	AC/MC Cable Range Min.	AC/MC Cable Range Max.	Unit Qty.	Std. Pkg.
840SP	1/2"	3/8"	14/2 (.44")	10/3 (.61")	14/4 (.44")	10/3 (.61")	100	1000

Quick Install

Whipper-Snap® 90° Connector Double-Screw Design

Used for connecting AC/MC cable or flexible metal conduit to box or enclosure. Simply snap connector into electrical box. External spring steel locking tabs secures connector to electrical box. Patented Whipper-Snap design.

c UL us File No. E9391

Zinc Die Cast

Catalog Number	K.O. Size	Flex Trade Size	AC/MC Cable Range Min.	AC/MC Cable Range Max.	Unit Qty.	Std. Pkg.
850SP	1/2"	3/8"	12/2 (.55")	10/3 (.61")	25	250

Quick Install

Whipper-Snap®
Single Screw 90° Connectors

90° fitting with cover used for connecting flexible metal conduit to box or enclosure. Single screw design saves time and money. Patented Whipper-Snap design.

UL File No. E9391

Whipper-Snap® Zinc Die Cast

Catalog Number	K.O. Size	Flex Trade Size	Unit Qty.	Std. Pkg.
851SP	1/2"	1/2"	25	100

Quick Install

Zinc Die Cast / Insulated Throat - 105°C

Catalog Number	K.O. Size	Flex Trade Size	Unit Qty.	Std. Pkg.
851ASP	1/2"	1/2"	25	100

Quick Install

Quick Install EMT Connectors

Quickly joins EMT to box or enclosure without the use of a locknut. Simply:

- Insert fitting into the knockout
- Insert EMT into the fitting
- Tighten the set screw to simultaneously secure the EMT and the fitting into the knockout.

c UL us File No. E24001

Zinc Die Cast

Catalog Number	EMT Trade Size	Unit Qty.	Std. Pkg.
1701-DC	1/2"	50	500
1702-DC	3/4"	25	250

Quick Install

Zinc Die Cast / Insulated Throat - 105°

Catalog Number	EMT Trade Size	Unit Qty.	Std. Pkg.
1701-DCI	1/2"	50	500
1702-DCI	3/4"	25	250

Whipper-Snap® 90° Duplex Connector

90º fitting with steel cover used to connect AC/MC cable or flexible metal conduit to box or enclosure. Simply snap connector into electrical box! External spring steel locking tabs secures connector. Refer to the cable connector compatibility charts in the technical guide section for MCI-A and other cables. Patented Whipper-Snap design.

c UL us File No. E20534

Zinc Die Cast

Catalog Number	K.O. Size	Flex Trade Size	AC/MC Cable Range Min.	AC/MC Cable Range Max.	Unit Qty.	Std. Pkg.
84690SP	1/2"	3/8"	14/4 (.44")	10/3 (.61")	25	100

Quick Install

E-Z Lock™ Connectors - Steel

AMC-50

AMC-5075

AMC-52

Used to connect AC/MC cable and flexible metal conduit to box or enclosure. Use slotted, Phillips or Robertson head screwdriver. Refer to the cable connector compatibility charts in the technical guide section for MCI-A and other cables. Use with anti-short bushing.

c UL us File No. E20534

Steel / Insulated Throat - 105°C

Catalog Number	K.O. Size	Flex Trade Size	AC/MC Cable Range Min.	AC/MC Cable Range Max.	Throat Opening	Unit Qty.	Std. Pkg.
AMC-50	1/2"	3/8"	14/2 (.40")	10/3 (.62")	.375"	50	500
AMC-5075	1/2"	1/2"	10/4 (.62")	6/4 (.92")	.565"	25	250
AMC-52	1/2"	3/8"	14/2 (.43")	10/3 (.62")	.560"	25	250
AMC-75	3/4"	3/4"	10/3 (.56")	6/3 (.81")	.560"	25	100

Quick Install

E-Z Lock™ Connectors - Steel

AMC-50QI

Used to connect AC/MC cable and flexible metal conduit to box or enclosure. No Tools Required! Just Squeeze to insert into the KO. Refer to the cable connector compatibility charts in the technical guide section for MCI-A and other cables. Use with anti-short bushing. Patent-Pending.

c ETL us Listed

Steel / Insulated Throat - 105°C

Catalog Number	K.O. Size	Flex Trade Size	AC/MC Cable Range Min.	AC/MC Cable Range Max.	Throat Opening	Unit Qty.	Std. Pkg.
AMC-50QI	1/2"	3/8"	14/2 (.40")	10/3 (.62")	.375"	50	500

Quick Install

Whipper-Snap®
Screw-in Connectors

For connecting flexible metal conduit to box or enclosure. Screw connector into conduit and snap into electrical box. Patented Whipper-Snap design.

c UL us File No. E20534

Zinc Die Cast

Catalog Number	K.O. Size	Flex Trade Size	Unit Qty.	Std. Pkg.
GF38SP	1/2"	3/8"	100	1000
GF50SP	1/2"	1/2"	100	1000

Quick Install

Whipper-Snap® Snap-In "U" Shaped Strap Duplex Connectors

For connecting AC/MC cable or flexible metal conduit to box or enclosure. Connectors simply snap into the electrical box. Refer to the cable connector compatibility charts in the technical guide section for MCI-A and other cables. Suitable for maintaining grounding continuity when installed in accordance with the NEC. Patented Whipper-Snap design.

c UL us File No. E20534

Zinc Die Cast / Insulated Throat - 105°C

Catalog Number	K.O. Size	Flex Trade Size	AC/MC Cable Range Min.	AC/MC Cable Range Max.	Unit Qty.	Std. Pkg.
SG3838ASP	1/2"	3/8"	14/4 (.42")	10/3 (.61")	20	200

Quick Install

Whipper-Snap® Snap-In "U" Shaped Strap Connectors

SG38ASP

For connecting AC/MC cable or flexible metal conduit to box or enclosure. Connector simply snaps into the box. The SG38ASP is CSA Listed for ACG90. Refer to the cable connector compatibility charts in the technical guide section for MCI-A and other cables. Patented Whipper-Snap design.

c UL us File No. E20534 CSA File No. LR39354

Zinc Die Cast / Insulated Throat - 105°C

Catalog Number	K.O. Size	Flex Trade Size	ACG90 Cable Range Min.	ACG90 Cable Range Max.	AC/MC Cable Range Min.	AC/MC Cable Range Max.	Unit Qty.	Std. Pkg.
SG38ASP	1/2"	3/8"	14/2 (.42")	10/3 (.61")	14/4 (.43")	10/3 (.61")	50	500

Quick Install

Notes

Single Screw, Strap Type Connector With Tri-Drive Screw

Used to connect flexible metal conduit to box or enclosure.

File No. E20534

File No. LR39354

Zinc Die Cast

Catalog Number	K.O. Size	Flex Trade Size	Unit Qty.	Std. Pkg.
560-DC2	1/2"	3/8"	50	500

Combination Couplings

Coupling used to join EMT to flexible metal conduit. Screw-in end for flex. Compression end for EMT.

File No. E9391

581-DC also UL Listed for use with XRWFMC.

Zinc Die Cast

Catalog Number	Flex Trade Size	Unit Qty.	Std. Pkg.
581-DC	1/2"	50	500
582-DC	3/4"	25	250
583-DC	1"	10	100

Double-Snap Snap-In Connector

NEW

Simply snap cable into connector and then snap connector into box. No tools required! Also see AC/MC section for additional listings.

UL File No. E20534

Zinc Die Cast / Insulated Throat – 105°C

Catalog Number	K.O. Size	Flex Trade Size	Unit Qty.	Std. Pkg.
38ADS	1/2"	3/8"	50	500

Double-Snap Snap-In Connector for Old Work

NEW

Pull cable into box, snap cable into connector and snap connector into box. No tools required!

UL File No. E20534

Zinc Die Cast / Insulated Throat – 105°C

Catalog Number	K.O. Size	Flex Trade Size	Unit Qty.	Std. Pkg.
38ACDS	1/2"	3/8"	50	500

Combination Couplings

280 & 281 | 280-DCX | 281-DC, 282-DC, 282-DCX, 283-DC | 280SPMB | 280SP | 287-XS

Set screw type couplings used to join EMT to flexible metal conduit. The patented 280-DCX has a steel strap. The 280 and 281 have a compression end for EMT and a two screw steel strap for flexible metal conduit.

The 280SP and 280SPMB are patented Mighty-Merge® Designs. The 280SP has a set screw end for EMT and a Snap-In end for AC/MC cables and flexible metal conduit. The 280SPMB has a Push-In end for EMT and a Snap-In end for AC/MC cables and flexible metal conduit.

Also see AC/MC and nonmetallic cable sections for additional listings.

Listed: 287-XS, 288-XS, 289-XS, 290-XS

File No. E9391: 280-DC, 280-DCX, 280SP, 280SPMB, 281-DC, 282-DC, 283-DC, 284-DC, 285-DC, 286-DC

NEW

Malleable Iron

Catalog Number	EMT Trade Size	Flex Trade Size	Unit Qty.	Std. Pkg.
280	1/2"	3/8"	25	100
281	1/2"	1/2"	20	100

Zinc Die Cast

Catalog Number	EMT Trade Size	Flex Trade Size	Unit Qty.	Std. Pkg.
280-DCX	1/2"	3/8"	25	100
280SP	1/2"	3/8"	25	100
280SPMB	1/2"	3/8"	25	100
281-DC	1/2"	1/2"	25	250
282-DC	3/4"	3/4"	25	100
282-DCX	3/4"	1/2"	25	100
283-DC	1"	1"	10	100
284-DC	1 1/4"	1 1/4"	4	40
285-DC	1 1/2"	1 1/2"	2	20
286-DC	2"	2"	2	20

Zinc Plated Steel

Catalog Number	EMT/Rigid Trade Size	Flex Trade Size	Unit Qty.	Std. Pkg.
287-XS	2 1/2"	2 1/2"	1	4
288-XS	3"	3"	1	4
289-XS	3 1/2"	3 1/2"	---	2
290-XS	4"	4"	---	1

Squeeze Connectors

403-I

403 thru 412

414 thru 418

419 and 420

To connect flexible metal conduit to box or enclosure.

c UL us File No. E9391: All except 403-I

c UL us File No. E20534: 403-I

SP File No. LR39354: 407 thru 420; 407-I thru 420-I

Malleable Iron

Catalog Number	K.O. Size	Flex Trade Size	Unit Qty.	Std. Pkg.
403	1/2"	3/8"	50	500
407	1/2"	1/2"	50	200
408	3/4"	3/4"	25	100
410	1"	1"	---	25
412	1 1/4"	1 1/4"	---	25
414	1 1/2"	1 1/2"	---	10
416	2"	2"	---	10
417	2 1/2"	2 1/2"	---	5
418	3"	3"	---	5
419	3 1/2"	3 1/2"	---	5
420	4"	4"	---	5

Malleable Iron / Insulated Throat - 105°C

Catalog Number	K.O. Size	Flex Trade Size	Unit Qty.	Std. Pkg.
403-I	1/2"	3/8"	50	500
407-I	1/2"	1/2"	50	200
408-I	3/4"	3/4"	25	100
410-I	1"	1"	5	25
412-I	1 1/4"	1 1/4"	5	25
414-I	1 1/2"	1 1/2"	2	10
416-I	2"	2"	2	10
417-I	2 1/2"	2 1/2"	1	5
418-I	3"	3"	1	5
419-I	3 1/2"	3 1/2"	1	5
420-I	4"	4"	1	5

Squeeze Connectors

403-DC2

1/2" thru 2"

2 1/2" thru 4"

To connect flexible metal conduit to box or enclosure.

UL File No. E9391: 407-DC2, 407-DCI2, 408-DC2, 408-DCI2 and 417-DC2 thru 420-DC2

CSA File No. LR39354: 408-DC2

c UL us File No. E9391: 403-DC2, 410-DC2, 410-DCI2, 412-DC2, 412-DCI2, 414-DC2, 414-DCI2, 416-DC2 and 416-DCI2

Zinc Die Cast

Catalog Number	K.O. Size	Flex Trade Size	Unit Qty.	Std. Pkg.
403-DC2	1/2"	3/8"	50	500
407-DC2	1/2"	1/2"	50	200
408-DC2	3/4"	3/4"	25	100
410-DC2	1"	1"	10	100
412-DC2	1 1/4"	1 1/4"	10	100
414-DC2	1 1/2"	1 1/2"	5	50
416-DC2	2"	2"	---	10
417-DC2	2 1/2"	2 1/2"	---	5
418-DC2	3"	3"	---	5
419-DC2	3 1/2"	3 1/2"	---	5
420-DC2	4"	4"	---	5

Zinc Die Cast / Insulated Throat - 105°C

Catalog Number	K.O. Size	Flex Trade Size	Unit Qty.	Std. Pkg.
407-DCI2	1/2"	1/2"	50	200
408-DCI2	3/4"	3/4"	25	100
410-DCI2	1"	1"	10	100
412-DCI2	1 1/4"	1 1/4"	10	100
414-DCI2	1 1/2"	1 1/2"	5	50
416-DCI2	2"	2"	---	10

Squeeze Connectors with Grounding Lug

To connect and bond flexible metal conduit to box or enclosure. Also see AC/MC section for additional listings.

c UL us File No. E9391

Zinc Die Cast / Insulated Throat - 105°C

Catalog Number	K.O. Size	Flex Trade Size	Ground Lug Range Min.	Ground Lug Range Max.	Unit Qty.	Std. Pkg.
407-DC2G	1/2"	1/2"	14 AWG	6 AWG	50	200

Squeeze Transition with Grounding Lug

To connect and bond flexible metal conduit to EMT conduit.

c UL us File No. E9391

Zinc Die Cast / Insulated Throat - 105°C

Catalog Number	K.O. Size	Flex Trade Size	Ground Lug Range Min.	Ground Lug Range Max.	Unit Qty.	Std. Pkg.
281-DCG	1/2"	1/2"	14 AWG	6 AWG	25	100

Set Screw Connectors

507-DC2

USL-120

The 507 and 508 series are straight set screw type fittings used to connect flexible metal (steel) conduit to box or enclosure. The USL-120 is for use with extra flexible steel conduit and is UL recognized for use with listed or certified subassemblies.

File No. E9391 (507 and 508 series)

File No. LR39354 (507 and 508 series)

Zinc Die Cast

Catalog Number	K.O. Size	Flex Trade Size	Unit Qty.	Std. Pkg.
507-DC2	1/2"	1/2"	50	500
508-DC2	3/4"	3/4"	25	250
USL-120	1/2"	.645"-.675"	100	1000

Zinc Die Cast / Insulated Throat - 105°C

Catalog Number	K.O. Size	Flex Trade Size	Unit Qty.	Std. Pkg.
507-DCI2	1/2"	1/2"	50	500
508-DCI2	3/4"	3/4"	25	250

Whipper-Snap® Snap-In Two Screw-Type Connector

Used to connect flexible metal conduit to box or enclosure.
Also see AC/MC section for additional listings.
Patented Whipper-Snap design.

File No. E20534

File No. LR39354

Zinc Die Cast

Catalog Number	K.O. Size	Flex Trade Size	Unit Qty.	Std. Pkg.
840SP	1/2"	3/8"	100	1000

Quick Install

Screw-In Connectors, Snap-In

Low profile connector for connecting flexible metal conduit to box or enclosure. Spring steel locking tabs eliminate need for a locknut. Suitable for flexible whips.

File No. E9391

Spring Steel

Catalog Number	K.O. Size	Flex Trade Size	Unit Qty.	Std. Pkg.
540-SS	1/2"	3/8"	---	2500

Quick Install

Screw-In Connectors

For connecting flexible metal conduit to box or enclosure.

File No. E9391

520-DC2 and 520-DCI2 are also UL Listed for use with XRWFMC.

File No. LR39354: 519 thru 521 -DC2 & -DCI2

Zinc Die Cast

Catalog Number	K.O. Size	Flex Trade Size	Unit Qty.	Std. Pkg.
519-DC2	1/2"	3/8"	100	1000
520-DC2	1/2"	1/2"	100	1000
521-DC2	3/4"	3/4"	50	500
522-DC2	1"	1"	25	250
523-DC2	1 1/4"	1 1/4"	10	100
524-DC2	1 1/2"	1 1/2"	5	50
525-DC2	2"	2"	3	30

Zinc Die Cast / Insulated Throat - 105°C

Catalog Number	K.O. Size	Flex Trade Size	Unit Qty.	Std. Pkg.
519-DCI2	1/2"	3/8"	100	1000
520-DCI2	1/2"	1/2"	100	1000
521-DCI2	3/4"	3/4"	50	500
522-DCI2	1"	1"	25	250
523-DCI2	1 1/4"	1 1/4"	10	100
524-DCI2	1 1/2"	1 1/2"	5	50
525-DCI2	2"	2"	3	30

Whipper-Snap®
Screw-in Connectors

For connecting flexible metal conduit to box or enclosure. Screw connector into conduit and snap into electrical box. Patented Whipper-Snap design.

c UL us File No. E20534

Zinc Die Cast

Catalog Number	K.O. Size	Flex Trade Size	Unit Qty.	Std. Pkg.
GF38SP	1/2"	3/8"	100	1000
GF50SP	1/2"	1/2"	100	1000

Quick Install

Screw-In Couplings

Used to join two lengths of flexible metal conduit.

UL File No. E9391
530-DC also UL Listed for use with XRWFMC.

Zinc Die Cast

Catalog Number	Flex Trade Size	Unit Qty.	Std. Pkg.
530-DC	1/2"	50	500
531-DC	3/4"	50	500
532-DC	1"	10	100
533-DC	1 1/4"	10	100
534-DC	1 1/2"	5	50
535-DC	2"	3	30

Multi-Purpose Connector Two Screw, Strap Type

Used to connect flexible metal conduit to 1/4" knockout. Will fit 1/4" knockouts with flats, such as used in lighting applications. Also see AC/MC and nonmetallic cable sections for additional listings.

Recognized UL File No. E9391

Zinc Die Cast

Catalog Number	K.O. Size	Flex Trade Size	Unit Qty.	Std. Pkg.
563-DC2	1/4"	3/8"	50	500

Mighty-Merge® Combination Couplings

4057-DC

4058-DC

Couplings used to join EMT to flexible metal conduit. Also see AC/MC section for additional listings. Patented.

Listed

Zinc Die Cast

Catalog Number	EMT Trade Size	Flex Trade Size	Unit Qty.	Std. Pkg.
4057-DC	3/4"	3/8"	25	100
4058-DC	3/4"	1/2"	25	100

Mighty-Merge®
Combination Couplings

4156-DC 4357-DC 4457-DC 5157-DC

Coupling used to join duplex flexible metal conduit to EMT. Set screw type transitional fitting ideal for commercial and institutional facilities. A labor savings, compared to the traditional junction box installation. Simply remove the armor and expose the length of conductors to reach the device box or enclosure. Insert FMC or AC/MC until visible in inspection holes. Also see AC/MC section for additional listings. Patented.

c UL us File No. E20534: 4157-DC, 5157-DC

c ETL us Listed 4156-DC. 4357-DC. 4457-DC

Zinc Die Cast

Catalog Number	EMT Trade Size	Flex Trade Size	Unit Qty.	Std. Pkg.
4156-DC	1/2"	3/8"	20	100
4157-DC	3/4"	3/8"	25	100
4357-DC	1"	3/8"	5	20
4457-DC	1"	3/8"	5	20
5157-DC	3/4"	3/8"	25	100

E-Z Lock™ Connectors - Steel

AMC-50

AMC-5075

AMC-52

Used to connect flexible metal conduit to box or enclosure. Use slotted or Phillips head screwdriver. Also see AC/MC section for additional listings. Use with anti-short bushing.

c UL us File No. E20534

Steel / Insulated Throat - 105°C

Catalog Number	K.O. Size	Flex Trade Size	Throat Opening	Unit Qty.	Std. Pkg.
AMC-50	1/2"	3/8"	.375"	50	500
AMC-5075	1/2"	1/2"	.565"	25	250
AMC-52	1/2"	3/8"	.560"	25	250
AMC-75	3/4"	3/4"	.560"	25	100

Quick Install

E-Z Lock™ Connectors - Steel

AMC-50QI

Used to connect AC/MC cable and flexible metal conduit to box or enclosure. No Tools Required! Just Squeeze to insert into the KO. Refer to the cable connector compatibility charts in the technical guide section for MCI-A and other cables. Use with anti-short bushing. Patent-Pending.

c ETL us Listed

Steel / Insulated Throat - 105°C

Catalog Number	K.O. Size	Flex Trade Size	AC/MC Cable Range Min.	AC/MC Cable Range Max.	Throat Opening	Unit Qty.	Std. Pkg.
AMC-50QI	1/2"	3/8"	14/2 (.40")	10/3 (.62")	.375"	50	500

Quick Install

Single Screw Strap Connectors

Used to connect flexible metal conduit to box or enclosure. Also see AC/MC section for additional listings.

c UL us File No. E9391, E20534

Zinc Die Cast

Catalog Number	K.O. Size	Flex Trade Size	Unit Qty.	Std. Pkg.
BL-17	1/2"	1/2"	50	200
BL-18	3/4"	3/4"	25	100
BL-19	1"	1"	10	100

Zinc Die Cast / Insulated Throat - 105°C

Catalog Number	K.O. Size	Flex Trade Size	Unit Qty.	Std. Pkg.
BL-17I	1/2"	1/2"	50	200
BL-18I	3/4"	3/4"	25	100
BL-19I	1"	1"	10	100

"U" Shaped Strap Connectors

571-DC2

571-S

Used to connect flexible metal conduit to box or enclosure. Also see AC/MC section for additional listings.

UL File No. E20534

Zinc Die Cast

Catalog Number	K.O. Size	Flex Trade Size	Unit Qty.	Std. Pkg.
571-DC2	1/2"	1/2"	50	200
572-DC2	3/4"	3/4"	25	100
573-DC2	1"	1"	10	100

Zinc Die Cast / Insulated Throat - 105°C

Catalog Number	K.O. Size	Flex Trade Size	Unit Qty.	Std. Pkg..
571-DCI2	1/2"	1/2"	50	200
572-DCI2	3/4"	3/4"	50	100
573-DCI2	1"	1"	25	100

Steel

Catalog Number	K.O. Size	Flex Trade Size	Unit Qty.	Std. Pkg.
570-S	1/2"	3/8"	50	500
571-S	1/2"	1/2"	50	200
572-S	3/4"	3/4"	25	100
573-S	1"	1"	10	100

Steel / Insulated Throat - 105°C

Catalog Number	K.O. Size	Flex Trade Size	Unit Qty.	Std. Pkg.
571-SI	1/2"	1/2"	50	200
572-SI	3/4"	3/4"	25	100
573-SI	1"	1"	10	100

Whipper-Snap® Snap-In "U" Shaped Strap Connectors

The SG38ASP is for connecting flexible metal conduit to box or enclosure. Connectors simply snap into the box. Also see AC/MC section for additional listings. Patented Whipper-Snap design.

c UL us File No. E20534 CSA File No. LR39354

Zinc Die Cast / Insulated Throat - 105°C

Catalog Number	K.O. Size	Flex Trade Size	Unit Qty.	Std. Pkg.
SG38ASP	1/2"	3/8"	50	500

Quick Install

Snap Type Connectors

590-DC2

590-DCI2

590-DC2 (Back View)

For connecting flexible metal conduit to box or enclosure. Push conduit into the connector and install in 1/2" knockout. Internal spring steel locking ring tabs securely clamp the cable in place and ensure bonding. Ring tabs are shaped to accept cable without damage to wire insulation. Also see AC/MC section for additional listings. Patented.

c UL us File No. E20534

Zinc Die Cast

Catalog Number	K.O. Size	Flex Trade Size	Unit Qty.	Std. Pkg.
590-DC2	1/2"	3/8"	50	500

Quick Install

Zinc Die Cast / Insulated Throat - 105°C

Catalog Number	K.O. Size	Flex Trade Size	Unit Qty.	Std. Pkg.
590-DCI2	1/2"	3/8"	50	500

Quick Install

Duplex Connectors

601-DC2, 621-DC2

630 & 630-DC2

691-DC2

Strap type fitting used to connect flexible metal conduit to box or enclosure. Also see AC/MC section for additional listings.

File No. E20534 File No. LR39354: 601-DC2

Zinc Die Cast

Catalog Number	K.O. Size	Flex Trade Size	Unit Qty.	Std. Pkg.
601-DC2	1/2"	3/8"	20	200
621-DC2	3/4"	3/8"	25	100
630-DC2	1/2"	3/8"	20	200
691-DC2	1/2"	3/8"	20	200

Malleable Iron

Catalog Number	K.O. Size	Flex Trade Size	Unit Qty.	Std. Pkg.
630	1/2"	3/8"	20	200

Duplex Connectors

600-DC2

602-DC2

Set screw type fitting used to connect flexible metal (steel) conduit to box or enclosure.

File No. LR39354: 602-DC2

Zinc Die Cast

Catalog Number	K.O. Size	Flex Trade Size	ACG90 Cable Range Min.	ACG90 Cable Range Max.	Unit Qty.	Std. Pkg.
600-DC2	1/2"	3/8"	---	---	25	100
602-DC2	1/2"	3/8"	14/2 (.42")	10/3 (.61")	25	100

Whipper-Snap® Duplex Connectors

3838SP

3838ASP

For connecting flexible metal conduit to box or enclosure. The 3838ASP and 3838SP are double-snap type connectors. Integral internal spring steel locking tabs fasten cable or conduit. External spring steel locking tabs secures connector to electrical box. Suitable for maintaining grounding continuity when installed in accordance with the NEC. Also see AC/MC section for additional listings. Patented Whipper-Snap design.

c UL us File No. E20534

Zinc Die Cast

Catalog Number	K.O. Size	Flex Trade Size	Unit Qty.	Std. Pkg.
3838SP	1/2"	3/8"	20	200

Quick Install

Zinc Die Cast / Insulated Throat - 105°C

Catalog Number	K.O. Size	Flex Trade Size	Unit Qty.	Std. Pkg.
3838ASP	1/2"	3/8"	20	200

Quick Install

Whipper-Snap® Snap-In "U" Shaped Strap Duplex Connectors

For connecting flexible metal conduit to box or enclosure. Connectors simply snap into the electrical box. Suitable for maintaining grounding continuity when installed in accordance with the NEC. Also see AC/MC section for additional listings. Patented Whipper-Snap design.

c UL us File No. E20534

Zinc Die Cast / Insulated Throat - 105°C

Catalog Number	K.O. Size	Flex Trade Size	Unit Qty.	Std. Pkg.
SG3838ASP	1/2"	3/8"	20	200

Quick Install

Two Screw Strap Type Connectors

Two screw strap type connector used to connect flexible metal conduit to box or enclosure.

UL File No. E20534

Zinc Die Cast

Catalog Number	K.O. Size	Flex Trade Size	Unit Qty.	Std. Pkg.
653-DC2	1/2"	1/2"	25	100
655-DC2	3/4"	3/4"	20	100
657-DC2	1"	1"	5	25

45° Connectors

Zinc Die Cast

Malleable Iron

45° fitting for connecting flexible metal conduit to box or enclosure.

UL File No. E9391

Zinc Die Cast

Catalog Number	K.O. Size	Flex Trade Size	Unit Qty.	Std. Pkg.
800-DC2	1/2"	3/8"	25	100
803-DC2	1/2"	1/2"	25	100

Malleable Iron

Catalog Number	K.O. Size	Flex Trade Size	Unit Qty.	Std. Pkg.
800	1/2"	3/8"	25	100
803	1/2"	1/2"	10	100

90° Connectors

90° fitting with cover used for connecting flexible metal conduit to box or enclosure.

UL File No. E9391 CSA File No. LR39354

Malleable Iron

Catalog Number	K.O. Size	Flex Trade Size	Unit Qty.	Std. Pkg.
801	1/2"	3/8"	50	200
804	1/2"	1/2"	25	100
806	3/4"	3/4"	10	50

Malleable Iron / Insulated Throat - 105°C

Catalog Number	K.O. Size	Flex Trade Size	Unit Qty.	Std. Pkg.
801-I	1/2"	3/8"	50	200
804-I	1/2"	1/2"	25	100
806-I	3/4"	3/4"	10	50

90° Connectors

90° fitting with cover used for connecting flexible metal conduit to box or enclosure.

c UL us File No. E9391

CSA File No. LR39354: 807 thru 811; 807-I thru 811-I

Malleable Iron

Catalog Number	K.O. Size	Flex Trade Size	Unit Qty.	Std. Pkg.
807	1"	1"	5	25
808	1 1/4"	1 1/4"	---	10
809	1 1/2"	1 1/2"	---	5
810	2"	2"	---	5
811	2 1/2"	2 1/2"	---	5
812	3"	3"	---	5
813	3 1/2"	3 1/2"	---	1
814	4"	4"	---	1

Malleable Iron / Insulated Throat - 105°C

Catalog Number	K.O. Size	Flex Trade Size	Unit Qty.	Std. Pkg.
807-I	1"	1"	5	25
808-I	1 1/4"	1 1/4"	2	10
809-I	1 1/2"	1 1/2"	1	5
810-I	2"	2"	1	5
811-I	2 1/2"	2 1/2"	1	5
812-I	3"	3"	1	5
813-I	3 1/2"	3 1/2"	---	1
814-I	4"	4"	---	1

Whipper-Snap® 90° Connector Double Screw Design

Simply snap connector into electrical box. External spring steel locking tabs secures connector to electrical box. Patented Whipper-Snap design.

UL File No. E9391

Zinc Die Cast

Catalog Number	K.O. Size	Flex Trade Size	Unit Qty.	Std. Pkg.
850SP	1/2"	3/8"	25	250

Quick Install

90° Connectors

3/8" thru 2"

Over 2"

90° fitting with cover used for connecting flexible metal conduit to box or enclosure. Also see AC/MC section for additional listings.

File No. E9391: 801-, 809-, 810-DC2 & DCI2

File No. E20534: 804-, 806-, 807-, 808-DC2 & DCI2

File No. LR39354

Zinc Die Cast

Catalog Number	K.O. Size	Flex Trade Size	Cable Range Min.	Cable Range Max.	Unit Qty.	Std. Pkg.
801-DC2	1/2"	3/8"	---	---	25	250
804-DC2	1/2"	1/2"	.750"	.875"	25	100
806-DC2	3/4"	3/4"	.875"	1.000"	10	50
807-DC2	1"	1"	1.187"	1.312"	---	25
808-DC2	1 1/4"	1 1/4"	1.500"	1.625"	---	25
809-DC2	1 1/2"	1 1/2"	---	---	---	5
810-DC2	2"	2"	---	---	---	5
811-DC2	2 1/2"	2 1/2"	---	---	---	5
812-DC2	3"	3"	---	---	---	5
813-DC2	3 1/2"	3 1/2"	---	---	---	1
814-DC2	4"	4"	---	---	---	1

Zinc Die Cast / Insulated Throat - 105°C

Catalog Number	K.O. Size	Flex Trade Size	Cable Range Min.	Cable Range Max.	Unit Qty.	Std. Pkg.
801-DCI2	1/2"	3/8"	---	---	25	250
804-DCI2	1/2"	1/2"	.750"	.875"	25	100
806-DCI2	3/4"	3/4"	.875"	1.000"	10	50
807-DCI2	1"	1"	1.187"	1.312"	---	25
808-DCI2	1 1/4"	1 1/4"	1.500"	1.625"	---	25
809-DCI2	1 1/2"	1 1/2"	---	---	---	5
810-DCI2	2"	2"	---	---	---	5

Single Screw 90° Connectors Locknut & Whipper-Snap® Designs

802-DC2

802SP

90° fitting with cover used for connecting flexible metal conduit to box or enclosure. Single screw design save time and money. Units with Whipper-Snap design snap into electrical box! Also see AC/MC section for additional listings. Patented Whipper-Snap design.

c UL us File No. E20534: 802-DC2, 802-DCI2, 802SP

UL File No. E9391: 851ASP, 851-DC2, 851-DC12, 851SP

Zinc Die Cast

Catalog Number	K.O. Size	Flex Trade Size	Unit Qty.	Std. Pkg.
802-DC2	1/2"	3/8"	25	250
851-DC2	1/2"	1/2"	25	100

Quick Install

Zinc Die Cast / Insulated Throat - 105°C

Catalog Number	K.O. Size	Flex Trade Size	Unit Qty.	Std. Pkg.
802-DCI2	1/2"	3/8"	25	250
851ASP	1/2"	1/2"	25	100
851-DCI2	1/2"	1/2"	25	100

Quick Install

Whipper-Snap® Zinc Die Cast

Catalog Number	K.O. Size	Flex Trade Size	Unit Qty.	Std. Pkg.
802SP	1/2"	3/8"	25	250
851SP	1/2"	1/2"	25	100

Quick Install

Duplex Connectors, 90°

Malleable

Zinc

90° fitting with steel cover used to connect flexible metal conduit to box or enclosure. Use with Cat. No. 1001 Anti-Short Bushing.

c UL us File No. E9391: 830

UL File No. E20534: 830-DC2

Malleable Iron

Catalog Number	K.O. Size	Flex Trade Size	Unit Qty.	Std. Pkg.
830	1/2"	3/8"	25	100

Zinc Die Cast

Catalog Number	K.O. Size	Flex Trade Size	Unit Qty.	Std. Pkg.
830-DC2	1/2"	3/8"	25	100

Whipper-Snap® 90° Duplex Connectors

90º fitting with steel cover used to connect flexible metal conduit to box or enclosure. Simply snap connector into electrical box! External spring steel locking tabs secures connector. Also see AC/MC section for additional listings. Patented.

c UL us File No. E20534

Zinc Die Cast

Catalog Number	K.O. Size	Flex Trade Size	Unit Qty.	Std. Pkg.
84690SP	1/2"	3/8"	25	100

Quick Install

Screw-In Connectors, 90°

Used to connect flexible metal conduit to box or enclosure. Sliding cover facilitates wire pulling and inspection.

c UL us File No. E9391

91-DC2 also UL Listed for use with XRWFMC.

Zinc Die Cast

Catalog Number	Flex Trade Size	Unit Qty.	Std. Pkg.
91-DC2	1/2"	25	250
92-DC2	3/4"	15	150
93-DC2	1"	10	100

One Hole Straps

Snap-on type strap used to support flexible metal conduit, armored cable, or metal clad cable.

c UL us File No. E161206

Steel

Catalog Number	Flex Trade Size	Unit Qty.	Std. Pkg.
900-F	3/8"	100	1000

Mighty-Hold® Universal Clamp Straps

NEW

SOLAR

One piece clamp back and strap secures both cable and conduit. Secures EMT, Rigid, IMC, Metallic Liquid Tight, Nonmetallic Liquid Tight, FMC, and Schedule 40 and Schedule 80 PVC conduit, as well as steel and aluminum AC/MC cable. Patented.

c UL us File No. E161206

Zinc Plated Steel

Catalog Number	Trade Size	Unit Qty.	Std. Pkg.
UCS-5075	1/2" - 3/4"	50	250
UCS-75100	3/4" - 1"	50	250
UCS-100125	1" - 1 1/4"	25	100
UCS-125150	1 1/4" - 1 1/2"	--	25
UCS-150200	1 1/2" - 2"	--	25

Mighty-Hold® Universal Straps

For steel or aluminum flexible metal conduit. Supports multiple sizes. Also see AC/MC section for additional listings. Patented.

c UL us File No. E161206

Steel

Catalog Number	Flex Trade Size	Hole Size	Unit Qty.	Std. Pkg.
US-4461	3/8"	.210"	100	1000
US-6171	---	.210"	100	1000

Mighty-Hold® Duplex Universal Straps

c UL us File No. E161206

Steel

Catalog Number	Flex Trade Size	Hole Size	Unit Qty.	Std. Pkg.
USD-4461	3/8"	.210"	100	1000
USD-6171	---	.210"	100	1000

Notes

Notes

Squeeze Connectors

Used to connect AC/MC cable or flexible metal conduit to box or enclosure. Refer to the cable connector compatibility charts in the technical guide section for MCI-A and other cables.

c UL us File No. E20534: 403-1

UL File No. E9391: 407-DC2 and 407-DCI2

c UL us File No. E9391: 403-DC2

Zinc Die Cast

Catalog Number	K.O. Size	Flex Trade Size	Cable Range Min.	Cable Range Max.	Unit Qty.	Std. Pkg.
403-DC2	1/2"	3/8"	12/3 (.58")	10/3 (.61")*	50	500
407-DC2	1/2"	1/2"	8/4 (.86")	6/4 (.92")**	50	200

*AC/MC **AC

Zinc Die Cast / Insulated Throat - 105°C

Catalog Number	K.O. Size	Flex Trade Size	AC Cable Range Min.	AC Cable Range Max.	Unit Qty.	Std. Pkg.
407-DCI2	1/2"	1/2"	8/4 (.86")	6/4 (.92")	50	200

Malleable Iron / Insulated Throat - 105°C

Catalog Number	K.O. Size	Flex Trade Size	AC/MC Cable Range Min.	AC/MC Cable Range Max.	Unit Qty.	Std. Pkg.
403-I	1/2"	3/8"	14/4 (.51")	6/3 (.835")	50	500

Squeeze Connectors with Grounding Lug

To connect and bond flexible metal conduit and AC/HCF cables to box or enclosure. Refer to the cable connector compatibility charts in the technical guide section for MCI-A and other cables.

c UL us File No. E9391

Zinc Die Cast

Catalog Number	K.O. Size	Flex Trade Size	AC Cable Range Min.	AC Cable Range Max.	Ground Lug Range Min.	Ground Lug Range Max.	Unit Qty.	Std. Pkg.
407-DC2G	1/2"	1/2"	.86"	92"	14 AWG	6 AWG	50	200

Set Screw Connector

Used to connect AC/MC cable to box or enclosure. Refer to the cable connector compatibility charts in the technical guide section for MCI-A and other cables.

File No. E20534

Zinc Die Cast

Catalog Number	K.O. Size	Flex Trade Size	AC/MC Cable Range Min.	AC/MC Cable Range Max.	Unit Qty.	Std. Pkg.
501-DC2	1/2"	3/8"	14/2 (.43")	10/3 (.61")	100	1000

Single Screw, Strap Type Connectors

545-DC2

Single screw, hinged strap type connector used to connect AC/MC cable to box or enclosure. CSA Listed for ACG90. Refer to the cable connector compatibility charts in the technical guide section for MCI-A and other cables. Patented.

File No. E20534 File No. LR39354

Zinc Die Cast

Catalog Number	K.O. Size	ACG90 Cable Range Min.	ACG90 Cable Range Max.	AC/MC Cable Range Min.	AC/MC Cable Range Max.	Unit Qty.	Std. Pkg.
545-DC2	1/2"	14/2 (.44")	10/3 (.61")	14/2 (.44")	10/3 (.61")	100	1000

Single Screw, Strap Type Connectors With Tri-Drive Screw

560-DC2

560-DCI2

Used to connect AC/MC cable to box or enclosure. Also CSA Listed for ACG90. The 560-DC2 and 560-DCI2 are also listed for flexible metal conduit. Refer to the cable connector compatibility charts in the technical guide section for MCI-A and other cables.

File No. E20534 File No. LR39354

Zinc Die Cast

Catalog Number	K.O. Size	Flex Trade Size	ACG90 Cable Range Min.	ACG90 Cable Range Max.	AC/MC Cable Range Min.	AC/MC Cable Range Max.	Unit Qty.	Std. Pkg.
560-DC2	1/2"	3/8"	14/2 (.44")	10/3 (.61")	12/2 (.44")	10/4 (.61")	50	500
561-DC2	3/4"	---	10/3 (.61")	8/3 (.87")	10/4 (.61")	8/3 (.87")	50	500

Zinc Die Cast / Insulated Throat - 105°C

Catalog Number	K.O. Size	Flex Trade Size	ACG90 Cable Range Min.	ACG90 Cable Range Max.	AC/MC Cable Range Min.	AC/MC Cable Range Max.	Unit Qty.	Std. Pkg.
560-DCI2	1/2"	3/8"	14/2 (.44")	10/3 (.61")	12/2 (.44")	10/4 (.61")	50	500
561-DCI2	3/4"	---	10/3 (.61")	8/3 (.87")	10/4 (.61")	8/3 (.87")	50	500

Double-Snap Snap-In Connector

NEW

Simply snap cable into connector and then snap connector into box. No tools required! Refer to the technical guide section for MCI-A and other cables.

UL File No. E20534

Zinc Die Cast / Insulated Throat – 105°C

Catalog Number	K.O. Size	Flex Trade Size	AC/MC Cable Range Min.	AC/MC Cable Range Max.	Unit Qty.	Std. Pkg.
38ADS	1/2"	3/8"	14/2 (.40")	10/3 (.63")	50	500

Double-Snap Snap-In Connector for Old Work

NEW

Pull cable into box, snap cable into connector and snap connector into box. No tools required! Refer to the technical guide section for MCI-A and other cables

UL File No. E20534

Zinc Die Cast / Insulated Throat – 105°C

Catalog Number	K.O. Size	Flex Trade Size	AC/MC Cable Range Min.	AC/MC Cable Range Max.	Unit Qty.	Std. Pkg.
38ACDS	1/2”	3/8”	14/2 (.40”)	10/3 (.63”)	50	500

"U" Shaped Strap Connectors

Used to connect AC/MC cable or flexible metal conduit to box or enclosure. Refer to the cable connector compatibility charts in the technical guide section for MCI-A and other cables.

File No. E20534

Steel

Catalog Number	K.O. Size	Flex Trade Size	AC/MC Cable Range Min.	AC/MC Cable Range Max.	Unit Qty.	Std. Pkg.
570-S	1/2"	3/8"	14/2 (.44")	10/2 (.66")	50	500

Multi-Purpose Connector Two Screw, Strap Type

Used to connect nonmetallic sheath cable (NM-B), AC/MC cable or flexible metal conduit to 1/4" knockout. Will fit 1/4" knockouts with flats, such as used in lighting applications.

Recognized UL File No. E9391

Zinc Die Cast

Catalog Number	K.O. Size	Flex Trade Size	Nonmetallic Cable Range Min.	Nonmetallic Cable Range Max.	AC/MC Cable Range Min.	AC/MC Cable Range Max.	Unit Qty.	Std. Pkg.
563-DC2	1/4"	3/8"	14/2	12/2	14/2	12/2	50	500

Combination Couplings

280-DCX

280-SP

280SPMB

Couplings used to join EMT to flexible metal conduit and AC/MC cable. The patented 280-DCX has a steel strap.

The 280SP and 280SPMB are patented Mighty-Merge® Designs. The 280SP has a set screw end for EMT and a Snap-In end for AC/MC cables and flexible metal conduit. The 280SPMB has a Push-In end for EMT and a Snap-In end for AC/MC cables and flexible metal conduit.

Refer to the cable connector compatibility charts in the technical guide section for MCI-A and other cables.

c UL us File No. E9391

NEW

Zinc Die Cast

Catalog Number	EMT Trade Size	Flex Trade Size	Nonmetallic Cable Range* Min.	Nonmetallic Cable Range* Max.	AC/MC Cable Range Min.	AC/MC Cable Range Max.	Unit Qty.	Std. Pkg.
280-DCX	1/2"	3/8"	14/2	14/2	14/2 (.43")	10/3 (.61")	25	100
280SP	1/2"	3/8"	---	---	14/2 (.43")	10/3 (.61")	25	100
280SPMB	1/2"	3/8"	---	---	14/2 (.43")	10/3 (.61")	25	100

Quick Install

*See nonmetallic cable section.

Mighty-Merge® Combination Couplings

4057-DC

4058-DC

Couplings used to join EMT to flexible metal conduit and AC/MC cable. Refer to the cable connector compatibility charts in the technical guide section for MCI-A and other cables. Patented.

c ETL us Listed

NEW

Zinc Die Cast

Catalog Number	EMT Trade Size	Flex Trade Size	AC/MC Cable Range Min.	AC/MC Cable Range Max.	Unit Qty.	Std. Pkg.
4057-DC	3/4"	3/8"	14/2 (.43")	10/3 (.61")	25	100
4058-DC	3/4"	1/2"	10/4 (.63")	6/4 (.89")	25	100

Mighty-Merge®
Combination Couplings

4156-DC 4357-DC 4457-DC 5157-DC

Coupling used to join duplex AC/MC cable or flexible metal conduit to 3/4" EMT. Set screw type transitional fitting ideal for commercial and institutional facilities. A labor savings, compared to the traditional junction box installation. Simply remove the armor and expose the length of conductors to reach the device box or enclosure. Insert FMC or AC/MC until visible in inspection holes. Refer to the cable connector compatibility charts in the technical guide section for MCI-A and other cables. Patented.

c UL us File No. E20534: 4157-DC, 5157-DC

c ETL us Listed 4156-DC. 4357-DC. 4457-DC

Zinc Die Cast

Catalog Number	EMT Trade Size	Flex Trade Size	AC/MC Cable Range Min.	AC/MC Cable Range Max.	Unit Qty.	Std. Pkg.
4156-DC	1/2"	3/8"	14/2 (.43")	12/2 (.52")	20	100
4157-DC	3/4"	3/8"	14/2 (.43")	10/3 (.61")	25	100
4357-DC	1"	3/8"	14/2 (.43")	10/3 (.61")	5	20
4457-DC	1"	3/8"	14/2 (.43")	10/3 (.61")	5	20
5157-DC	3/4"	3/8"	14/2 (.43")	10/3 (.61")	25	100

Two Screw, Strap Type Connector

565-DC2

566-DC2

The 565-DC2 is for connecting MC cable to box or enclosure. The 566-DC2 is for connecting AC/MC cable. Both are CSA Listed for ACG90. Refer to the cable connector compatibility charts in the technical guide section for MCI-A and other cables.

UL File No. E20534 CSA File No. LR39354

Zinc Die Cast

Catalog Number	K.O. Size	ACG90 Cable Range Min.	ACG90 Cable Range Max.	Cable Range Min.	Cable Range Max.	Unit Qty.	Std. Pkg.
565-DC2	1/2"	14/2 (.43")	10/3 (.53")	14/2 (.38")	10/3 (.53")	100	1000
566-DC2	1/2"	14/2 (.43")	10/3 (.53")	12/2 (.44")	10/2 (.53")	100	1000

Low Profile "U" Shaped Strap Connectors

570-DC2

570-DCI2

570-DCR2

Used to connect AC/MC cable to box or enclosure. The 570-DC2 and 570-DCI2 are CSA Listed for ACG90. Refer to the cable connector compatibility charts in the technical guide section for MCI-A and other cables.

UL File No. E20534

CSA File No. LR39354: 570-DC2 and 570-DCI2

Zinc Die Cast

Catalog Number	K.O. Size	ACG90 Cable Range Min.	ACG90 Cable Range Max.	AC/MC Cable Range Min.	AC/MC Cable Range Max.	Unit Qty.	Std. Pkg.
570-DC2	1/2"	14/2 (.42")	10/3 (.61")	14/2 (.42")	10/3 (.61")	50	500
570-DCR2	1/2"	---	---	14/2 (.43")	10/3 (.61")	50	500

Zinc Die Cast / Insulated Throat - 105°C

Catalog Number	K.O. Size	ACG90 Cable Range Min.	ACG90 Cable Range Max.	AC/MC Cable Range Min.	AC/MC Cable Range Max.	Unit Qty.	Std. Pkg.
570-DCI2	1/2"	14/2 (.42")	10/3 (.61")	14/2 (.42")	10/3 (.61")	50	500

Low Profile "U" Shaped Strap Connectors

SG38ASP

The SG38ASP is for connecting AC/MC cable or flexible metal conduit to box or enclosure. Connector simply snaps into the box. The SG38ASP is CSA Listed for ACG90. Refer to the cable connector compatibility charts in the technical guide section for MCI-A and other cables. Patented Whipper-Snap design.

UL File No. E20534 CSA File No. 39354:

Zinc Die Cast / Insulated Throat - 105°C

Catalog Number	K.O. Size	Flex Trade Size	ACG90 Cable Range Min.	ACG90 Cable Range Max.	AC/MC Cable Range Min.	AC/MC Cable Range Max.	Unit Qty.	Std. Pkg.
SG38ASP	1/2"	3/8"	14/2 (.43")	10/3 (.61")	14/4 (.43")	10/3 (.61")	50	500

Quick Install

HCF Green® Color-Coded Connectors

Suitable for use with AC/MC cable and Health Care Facility (HCF) cable. Refer to the cable connector compatibility charts in the technical guide section for MCI-A and other cables. Patented.

UL File No. E20534

Zinc Die Cast / Insulated Throat - 105°C

Catalog Number	Color	K.O. Size	AC/MC Cable Range Min.	AC/MC Cable Range Max.	Unit Qty.	Std. Pkg.
570-GI	Green	1/2"	14/2 (.42")	10/3 (.61")	50	500

Fire Alarm Cable Color-Coded Connectors

Suitable for use with AC/MC and Fire Alarm MC Cable. Patented.

File No. E20534

Zinc Die Cast / Insulated Throat - 105°C

Catalog Number	Color	K.O. Size	Fire Alarm Cable Range Min.	Fire Alarm Cable Range Max.	AC/MC Cable Range Min.	AC/MC Cable Range Max.	Unit Qty.	Std. Pkg.
570-RI	Red	1/2"	18/2 (.38") Solid TFN or THHN	12/4 (.61")	14/2 (.42")	10/3 (.61")	50	500
			18/2 (.41") Solid Twisted Pair	14/2 (.61")				

E-Z Lock® Connectors - Steel

AMC-50

AMC-5075

AMC-52

Used to connect AC/MC cable and flexible metal conduit to box or enclosure. No Tools Required! Just Squeeze to insert into the KO. Refer to the cable connector compatibility charts in the technical guide section for MCI-A and other cables. Use with anti-short bushing.

Listed

Steel / Insulated Throat - 105°C

Catalog Number	Trade Size	K.O. Size	AC/MC Cable Range Min.	AC/MC Cable Range Max.	Throat Opening	Unit Qty.	Std. Pkg.
AMC-50	3/8"	1/2"	14/2 (.40")	10/3 (.62")	.375"	50	500
AMC-5075	1/2"	1/2"	10/4 (.62")	6/4 (.92")	.565"	25	250
AMC-52	3/8"	1/2"	14/2 (.43")	10/3 (.62)"	.560"	25	250
AMC-75	3/4"	3/4"	10/3 (.566")	6/3 (.81")	.560"	25	100

Quick Install

E-Z Lock™ Connectors - Steel

AMC-50QI

Used to connect AC/MC cable or flexible metal conduit to box or enclosure. Use slotted, Phillips or Robertson head screwdriver. Refer to the cable connector compatibility charts in the technical guide section for MCI-A and other cables. Use with anti-short bushing. Patent-Pending.

c UL us File No. E20534

Steel / Insulated Throat - 105°C

Catalog Number	K.O. Size	Flex Trade Size	AC/MC Cable Range Min.	AC/MC Cable Range Max.	Throat Opening	Unit Qty.	Std. Pkg.
AMC-50QI	1/2"	3/8"	14/2 (.40")	10/3 (.62")	.375"	50	500

Quick Install

Single Screw Strap Connectors

The BL-17 is used to connect ACG90 cable and flexible metal conduit to box or enclosure. Refer to the cable connector compatibility charts in the technical guide section for MCI-A and other cables.

UL File No. E9391, E20534

Zinc Die Cast

Catalog Number	K.O. Size	Flex Trade Size	ACG90 Cable Range Min.	ACG90 Cable Range Max.	Unit Qty.	Std. Pkg.
BL-17	1/2"	1/2"	8/3	8/3	50	200
BL-18	3/4"	3/4"	6/3	6/3	25	100
BL-19	1"	1"	3/3	3/3	10	100

Zinc Die Cast / Insulated Throat - 105°C

Catalog Number	K.O. Size	Flex Trade Size	ACG90 Cable Range Min.	ACG90 Cable Range Max.	Unit Qty.	Std. Pkg.
BL-17I	1/2"	1/2"	8/3	8/3	50	200
BL-18I	3/4"	3/4"	6/3	6/3	25	100
BL-19I	1"	1"	3/3	3/3	10	100

Single Screw Strap Connector for MCI-A Cable

For connecting AC/MC cable to box or enclosure. Refer to the cable connector compatibility charts in the technical guide section for MCI-A and other cables.

cULus File No. E20534

Zinc Die Cast

Catalog Number	K.O. Size	AC/MC Cable Range Min.	AC/MC Cable Range Max.	Unit Qty.	Std. Pkg.
560-MCIA2	1/2"	14/2 (.38")	10/3 (.61")	50	500

"U" Shaped Strap Connectors

571-DC2

571-S

Used to connect AC/MC cable and flexible metal conduit to box or enclosure. Refer to the cable connector compatibility charts in the technical guide section.

UL File No. E20534

Zinc Die Cast

Catalog Number	K.O. Size	Flex Trade Size	AC/MC Cable Range Min.	AC/MC Cable Range Max.	Unit Qty.	Std. Pkg.
571-DC2	1/2"	1/2"	8/3 (.70")	6/3 (.85")	50	200
572-DC2	3/4"	3/4"	4/3 (.94")	3/4 (1.04")	25	100
573-DC2	1"	1"	2/3 (1.18")	3-2/0 (1.35")	10	100

Zinc Die Cast / Insulated Throat - 105°C

Catalog Number	K.O. Size	Flex Trade Size	AC/MC Cable Range Min.	AC/MC Cable Range Max.	Unit Qty.	Std. Pkg.
571-DCI2	1/2"	1/2"	8/3 (.70")	6/3 (.85")	50	200
572-DCI2	3/4"	3/4"	4/3 (.94")	3/4 (1.04")	25	100
573-DCI2	1"	1"	2/3 (1.18")	3-2/0 (1.35")	10	100

Steel

Catalog Number	K.O. Size	Flex Trade Size	AC/MC Cable Range Min.	AC/MC Cable Range Max.	Unit Qty.	Std. Pkg.
571-S	1/2"	1/2"	8/3 (.70")	6/3 (.85")	50	200
572-S	3/4"	3/4"	4/3 (.94")	4/3 (1.04")	25	100
573-S	1"	1"	2/3 (1.18")	3-2/0 (1.35")	10	100

Steel / Insulated Throat - 105°C

Catalog Number	K.O. Size	Flex Trade Size	AC/MC Cable Range Min.	AC/MC Cable Range Max.	Unit Qty.	Std. Pkg.
571-SI	1/2"	1/2"	8/3 (.70")	6/3 (.85")	50	200
572-SI	3/4"	3/4"	4/3 (.94")	4/3 (1.04")	25	100
573-SI	1"	1"	2/3 (1.18")	3-2/0 (1.35")	10	100

Snap Type Connectors

590-DC2

590-DCI2

590-DC2
(Back View)

For connecting AC/MC cable or flexible metal conduit to box or enclosure. Refer to the cable connector compatibility charts in the technical guide section for MCI-A and other cables. Push cable or conduit into the connector and install in 1/2" knockout. Internal spring steel locking ring tabs securely clamp the cable in place and ensure bonding. Ring tabs are shaped to accept cable without damage to wire insulation. Patented.

c UL us File No. E20534

Zinc Die Cast

Catalog Number	K.O. Size	Flex Trade Size	AC/MC Cable Range Min.	AC/MC Cable Range Max.	Unit Qty.	Std. Pkg.
590-DC2	1/2"	3/8"	14/2 (.43")	10/3 (.61")	50	500

Quick Install

Zinc Die Cast / Insulated Throat - 105°C

Catalog Number	K.O. Size	Flex Trade Size	AC/MC Cable Range Min.	AC/MC Cable Range Max.	Unit Qty.	Std. Pkg.
590-DCI2	1/2"	3/8"	14/2 (.43")	10/3 (.61")	50	500

Quick Install

Mighty-Seal® PVC Jacketed MC and TECK Cable Connectors

CONCRETE-TIGHT RAINTIGHT

For connecting PVC jacketed MC cable (parking deck/lot cable) or TECK cable to box or enclosure. Simply strip 7/8" to 1" of jacket from end of cable, loosen nut, and push cable into connector until cable reaches end stop. Tighten nut for raintight connection. Knockout gasket provides positive seal at 1/2" K.O. NPT tapered threads permits installation in threaded boxes. The 595-DC2C, 596-DC2C and 895-DC2C have a polyolefin coating and are listed for direct burial. Concrete-tight. Patented.

c UL us File No. E20534 (except 595-DC2C, 596-DC2C and 895-DC2C)

c ETL us Listed: 595-DC2C, 596-DC2C and 895-DC2C

Zinc Die Cast

Catalog Number	K.O. Size	TECK Cable Range Min.	TECK Cable Range Max.	MC Cable Range Min.	MC Cable Range Max.	Unit Qty.	Std. Pkg.
595-DC2	1/2"	14/2 (.61")	12/2 (.72")	12/2 (.50")	10/3 (.61")	15	60
596-DC2	1/2"	14/3 (.685")	10/3 (.80")	10/4 (.61")	8/3 (.69")	15	60
895-DC2*	1/2"	14/2 (.61")	12/2 (.72")	12/2 (.50")	10/3 (.61")	10	40

Zinc Die Cast / Insulated Throat - 105°C

Catalog Number	K.O. Size	TECK Cable Range Min.	TECK Cable Range Max.	MC Cable Range Min.	MC Cable Range Max.	Unit Qty.	Std. Pkg.
595-DCI2	1/2"	14/2 (.61")	12/2 (.72")	12/2 (.50")	10/3 (.61")	15	60
596-DCI2	1/2"	14/3 (.685")	10/3 (.80")	10/4 (.61")	8/3 (.69")	15	60
895-DCI2*	1/2"	14/2 (.61")	12/2 (.72")	12/2 (.50")	10/3 (.61")	10	40

Zinc Die Cast / Polyolefin Coating

Catalog Number	K.O. Size	TECK Cable Range Min.	TECK Cable Range Max.	MC Cable Range Min.	MC Cable Range Max.	Unit Qty.	Std. Pkg.
595-DC2C	1/2"	14/2 (.61")	12/2 (.72")	12/2 (.50")	10/3 (.61")	10	40
596-DC2C	1/2"	14/3 (.685")	10/3 (.80")	10/4 (.61")	8/3 (.69")	15	60
895-DC2C*	1/2"	14/2 (.61")	12/2 (.72")	12/2 (.50")	10/3 (.61")	10	40

* 90° version

Duplex Connectors

601-DC2, 621-DC2

691-DC2

For connecting AC/MC cable and flexible metal cable to box or enclosure. The 601-DC2 is CSA Listed for ACG90. Refer to the cable connector compatibility charts in the technical guide section for MCI-A and other cables.

UL File No. E20534

CSA File No. LR39354

Zinc Die Cast

Catalog Number	K.O. Size	Flex Trade Size	ACG90 Cable Range Min.	ACG90 Cable Range Max.	AC/MC Cable Range Min.	AC/MC Cable Range Max.	Unit Qty.	Std. Pkg.
601-DC2	1/2"	3/8"	14/2 (.375")	10/3 (.625")	14/3 (.375")	10/3 (.625")	20	200
621-DC2	3/4"	3/8"	---	---	14/4 (.44")	8/3 (.70")	25	100
691-DC2	1/2"	3/8"	---	---	14/2 (.42")	10/3 (.61")	20	200

Whipper-Snap® Duplex Connectors

3838SP

3838ASP

The 3838ASP and 3838SP are double-snap type connectors. Simply snap cables into connector and snap assembly into electrical box. No tools required! Refer to the cable connector compatibility charts in the technical guide section for MCI-A and other cables. Integral internal spring steel locking tabs fasten cable or conduit. External spring steel locking tabs secures connector to electrical box. Suitable for maintaining grounding continuity when installed in accordance with the NEC. Patented Whipper-Snap design.

c UL us File No. E20534

Zinc Die Cast

Catalog Number	K.O. Size	Flex Trade Size	AC/MC Cable Range Min.	AC/MC Cable Range Max.	Unit Qty.	Std. Pkg.
3838SP	1/2"	3/8"	14/2 (.38")	10/2 (.59")	20	200

Quick Install

Zinc Die Cast / Insulated Throat - 105°C

Catalog Number	K.O. Size	Flex Trade Size	AC/MC Cable Range Min.	AC/MC Cable Range Max.	Unit Qty.	Std. Pkg.
3838ASP	1/2"	3/8"	14/2 (.38")	10/2 (.59")	20	200

Quick Install

Whipper-Snap® Snap-In "U" Shaped Strap Duplex Connectors

For connecting AC/MC cable or flexible metal conduit to box or enclosure. Connectors simply snap into the electrical box. Refer to the cable connector compatibility charts in the technical guide section for MCI-A and other cables. Suitable for maintaining grounding continuity when installed in accordance with the NEC. Patented Whipper-Snap design.

c UL us File No. E20534

Zinc Die Cast / Insulated Throat - 105°C

Catalog Number	K.O. Size	Flex Trade Size	AC/MC Cable Range Min.	AC/MC Cable Range Max.	Unit Qty.	Std. Pkg.
SG3838ASP	1/2"	3/8"	14/2 (.42")	10/3 (.61")	20	200

Quick Install

Two Screw Strap Type Connectors

Used to connect AC/MC cable or flexible metal conduit to box or enclosure. Refer to the cable connector compatibility charts in the technical guide section for MCI-A and other cables.

UL File No. E20534

Zinc Die Cast

Catalog Number	K.O. Size	Flex Trade Size	AC/MC Cable Range Min.	AC/MC Cable Range Max.	Unit Qty.	Std. Pkg.
653-DC2	1/2"	1/2"	8/2 (.675")	6/4 (.90")*	25	100
655-DC2	3/4"	3/4"	6/3 (.85")	4/3 (1.10")	20	100
657-DC2	1"	1"	4/3 (1.03")	1/3 (1.31")	5	25

*AC only

Two Screw Strap Type Connectors

683-DC2

683-DCI2

683-DCX2

Used to connect MC cable to box or enclosure.

UL File No. E20534: 682-DC2

UL File No. E202876: 683-DC2 thru 689-DC2; 683-DCI2 thru 689-DCI2 and 683-DCX2 thru 689-DCX2

Zinc Die Cast (Round Opening)

Catalog Number	K.O. Size	MC Cable Range Min.	MC Cable Range Max.	Unit Qty.	Std. Pkg.
682-DC2	3/4"	10/3 (.530")	6/4 (.865")*	10	100
683-DC2	1"	6/4 (.875")	4/3 (1.040")	10	100
684-DC2	1 1/4"	4/4 (1.100")	3/4 (1.250")	10	100
685-DC2	1 1/2"	2/4 (1.250")	3-2/0 (1.500")	5	25
686-DC2	2"	4-4/0 (1.750")	4-250 MCM (2.000")	2	10
687-DC2	2 1/2"	4-300 MCM (2.000")	4-500 MCM (2.500")	1	5
688-DC2	3"	4-500 MCM (2.375")	4-750 MCM (3.000")	1	5
689-DC2	3 1/2"	4-600 MCM (2.750")	4-750 MCM (3.500")	1	5

*AC/MC

Zinc Die Cast (Round Opening) / Insulated Throat - 105°C

Catalog Number	K.O. Size	MC Cable Range Min.	MC Cable Range Max.	Unit Qty.	Std. Pkg.
683-DCI2	1"	6/4 (.750")	4/3 (1.040")	10	100
684-DCI2	1 1/4"	4/4 (1.100")	3/4 (1.250")	10	100
685-DCI2	1 1/2"	2/4 (1.250")	3-2/0 (1.500")	5	25
686-DCI2	2"	4-4/0 (1.750")	4-250 MCM (2.000")	2	10
687-DCI2	2 1/2"	4-300 MCM (2.000")	4-500 MCM (2.500")	1	5
688-DCI2	3"	4-500 MCM (2.375")	4-750 MCM (3.000")	1	5
689-DCI2	3 1/2"	4-600 MCM (2.750")	4-750 MCM (3.500")	1	5

Zinc Die Cast (Rectangular Opening)

Catalog Number	K.O. Size	MC Cable Range Min.	MC Cable Range Max.	Unit Qty.	Std. Pkg.
683-DCX2	1"	6/4 (.875")	4/3 (1.040")	10	100
684-DCX2	1 1/4"	4/4 (1.100")	3/4 (1.250")	10	100
685-DCX2	1 1/2"	2/4 (1.250")	3-2/0 (1.500")	5	25
686-DCX2	2"	4-4/0 (1.500")	4-250 MCM (1.850")	2	10
687-DCX2	2 1/2"	4-300 MCM (2.000")	4-500 MCM (2.500")	1	5
688-DCX2	3"	4-500 MCM (2.375")	4-750 MCM (3.000")	1	5
689-DCX2	3 1/2"	4-600 MCM (2.750")	4-750 MCM (3.500")	1	5

Four Screw Strap Type Connectors

Used to connect AC/MC cable to box or enclosure.

c UL us File No. E202876

Malleable Iron (Rectangular Opening)

Catalog Number	K.O. Size	AC/MC Cable Range Min.	AC/MC Cable Range Max.	Unit Qty.	Std. Pkg.
683-XM	1"	6/4 (.84")	4/4 (1.10")	10	100
684-XM	1 1/4"	4/4 (1.05")	4-1/0 (1.34")	10	100
685-XM	1 1/2"	3-1/0 (1.34")	4-2/0 (1.52")	5	25
686-XM	2"	4-3/0 (1.52")	3-350 MCM (1.95")	2	10
687-XM	2 1/2"	3-350 MCM (1.95")	4-500 MCM (2.50")*	1	5
688-XM	3"	4-500 MCM (2.47")	4-750 MCM (2.86")*	1	5
689-XM	3 1/2"	4-500 MCM (2.65")	4-900 MCM (3.20")*	1	5

*MC only

Whipper-Snap® Snap-In Two Screw Strap Type Connector

For connecting AC/MC cable or flexible metal conduit to box or enclosure. CSA Listed for ACG90. Refer to the cable connector compatibility charts in the technical guide section for MCI-A and other cables. Patented Whipper-Snap design.

UL File No. E20534

CSA File No. LR39354

Zinc Die Cast

Catalog Number	K.O. Size	Flex Trade Size	ACG90 Cable Range Min.	ACG90 Cable Range Max.	AC/MC Cable Range Min.	AC/MC Cable Range Max.	Unit Qty.	Std. Pkg.
840SP	1/2"	3/8"	14/2 (.44")	10/3 (.61")	14/4 (.44")	10/3 (.61")	100	1000

Quick Install

Whipper-Snap® 90° Duplex Connectors

90º fitting with steel cover used to connect AC/MC or flexible metal conduit to box or enclosure. Simply snap connector into electrical box! External spring steel locking tabs secures connector. Refer to the cable connector compatibility charts in the technical guide section for MCI-A and other cables. Patented Whipper-Snap design.

c UL us File No. E20534

Zinc Die Cast

Catalog Number	K.O. Size	Flex Trade Size	AC/MC Cable Range Min.	AC/MC Cable Range Max.	Unit Qty.	Std. Pkg.
84690SP	1/2"	3/8"	14/4 (.44")	10/3 (.61")	25	100

Quick Install

90° Duplex Connector

90° fitting with steel cover used to connect AC cable or flexible metal conduit to box or enclosure.

UL File No. E20534

Zinc Die Cast

Catalog Number	K.O. Size	Flex Trade Size	AC Cable Range Min.	AC Cable Range Max.	Unit Qty.	Std. Pkg.
830-DC2	1/2"	3/8"	12/2 (.44")	10/3 (.61")	25	100

90° Connectors

90° fitting with cover for connecting MC cable to box or enclosure. Refer to the cable connector compatibility charts in the technical guide section for MCI-A and other cables.

File No. E9391: 801-DC2 and 801-DCI2

File No. E20534: 804-, 806-, 807-, 808-DC2 & DCI2

File No. LR39354

Zinc Die Cast

Catalog Number	K.O. Size	Flex Trade Size	Metal Clad Cable Range Min.	Metal Clad Cable Range Max.	Unit Qty.	Std. Pkg.
801-DC2	1/2"	3/8"	14/4 (.450")	10/4 (.625")	25	250
804-DC2	1/2"	1/2"	.750"	.875"	25	100
806-DC2	3/4"	3/4"	.875"	1.000"	10	50
807-DC2	1"	1"	1.187"	1.312"	---	25
808-DC2	1 1/4"	1 1/4"	1.500"	1.625"	---	25

Zinc Die Cast / Insulated Throat - 105°C

Catalog Number	K.O. Size	Flex Trade Size	Metal Clad Cable Range Min.	Metal Clad Cable Range Max.	Unit Qty.	Std. Pkg.
801-DCI2	1/2"	3/8"	14/4 (.450")	10/4 (.625")	25	250
804-DCI2	1/2"	1/2"	.750"	.875"	25	100
806-DCI2	3/4"	3/4"	.875"	1.000"	10	50
807-DCI2	1"	1"	1.187"	1.312"	---	25
808-DCI2	1 1/4"	1 1/4"	1.500"	1.625"	---	25

Single Screw 90° Connectors - Locknut and Whipper-Snap® Designs

802-DC2

802SP

90° fitting with cover used for connecting AC/MC cable or flexible metal conduit to box or enclosure. Single screw design saves time and money. Connectors with patented Whipper-Snap design snap into electrical box! Concrete-tight when taped. Refer to the cable connector compatibility charts in the technical guide section for MCI-A and other cables.

c UL us File No. E9391: All except 802-MCIA2

c UL us File No. E202876: 802-MCIA2

Zinc Die Cast

Catalog Number	K.O. Size	Flex Trade Size	AC/MC Cable Range Min.	AC/MC Cable Range Max.	Unit Qty.	Std. Pkg.
802-DC2	1/2"	3/8"	12/2 (.48")	10/3 (.58")	25	250
802-MCIA2	1/2"	---	14/4 (.42")	10/3 (.55")	25	250

Quick Install

Zinc Die Cast / Insulated Throat - 105°C

Catalog Number	K.O. Size	Flex Trade Size	AC/MC Cable Range Min.	AC/MC Cable Range Max.	Unit Qty.	Std. Pkg.
802-DCI2	1/2"	3/8"	12/2 (.48")	10/3 (.58")	25	250

Quick Install

Whipper-Snap® Zinc Die Cast

Catalog Number	K.O. Size	Flex Trade Size	AC/MC Cable Range Min.	AC/MC Cable Range Max.	Unit Qty.	Std. Pkg.
802SP	1/2"	3/8"	12/2 (.48")	10/3 (.58")	25	250

Quick Install

Whipper-Snap® 90° Connector Double-Screw Design

Used for connecting AC/MC cable or flexible metal conduit to box or enclosure. Simply snap connector into electrical box. External spring steel locking tabs secures connector to electrical box. Patented Whipper-Snap design.

c UL us File No. E9391

Zinc Die Cast

Catalog Number	K.O. Size	Flex Trade Size	AC/MC Cable Range Min.	AC/MC Cable Range Max.	Unit Qty.	Std. Pkg.
850SP	1/2"	3/8"	12/2 (.55")	10/3 (.61")	25	250

Quick Install

One Hole Straps

Snap-on type strap used to support AC/MC cable or flexible metal conduit.

c UL us File No. E161206

Steel

Catalog Number	Flex Trade Size	AC/MC Cable Range Min.	AC/MC Cable Range Max.	Unit. Qty.	Std. Qty.
890-MC	---	14/2 (.475")	12/2 (.525")	100	1000
891-MC	---	14/3 (.540")	12/3 (.590")	100	1000
900-F	3/8"	12/4 (.560")	10/3 (.610")	100	1000

Mighty-Hold® Universal Clamp Straps

NEW

SOLAR

One piece clamp back and strap secures both cable and conduit. Secures EMT, Rigid, IMC, Metallic Liquid Tight, Nonmetallic Liquid Tight, FMC, and Schedule 40 and Schedule 80 PVC conduit, as well as steel and aluminum AC/MC cable. Patented.

c UL us File No. E161206

Zinc Plated Steel

Catalog Number	Trade Size	Unit Qty.	Std. Pkg.
UCS-5075	1/2" - 3/4"	50	250
UCS-75100	3/4" - 1"	50	250
UCS-100125	1" - 1 1/4"	25	100
UCS-125150	1 1/4" - 1 1/2"	--	25
UCS-150200	1 1/2" - 2"	--	25

Mighty-Hold® Universal Straps

For PVC jacketed steel MCI-A cable. Suitable for use in wet locations. Supports multiple sizes. Stainless Steel. Patented.

c UL us File No. E161206

Stainless Steel

Catalog Number	Hole Size	Cable Range Min.	Cable Range Max.	Unit Qty.	Std. Pkg.
USS-6171	.210"	12/2 (.55")	10/3 (.71")	100	1000

Might-Hold® Universal Straps

For AC/MC/MCI-A cable and flexible metal conduit. The US-6171 also supports Jacketed AC/MC/MCI-A. Secures multiple sizes. Patented.

c UL us File No. E161206

Steel

Catalog Number	Hole Size	Flex Trade Size	AC/MC Cable Range Min.	AC/MC Cable Range Max.	Unit Qty.	Std. Pkg.
US-4461	.210"	3/8"	14/2 (.425")	10/3 (.61")	100	1000
US-6171	---	.210"	10/4 (.617")	8/3 (.710)	100	1000

Mighty-Hold® Duplex Universal Straps

c UL us File No. E161206

Steel

Catalog Number	Flex Trade Size	Hole Size	Unit Qty.	Std. Pkg.
USD-4461	3/8"	.210"	100	1000
USD-6171	---	.210"	100	1000

Anti-Short Bushings "Redheads"

"Redheads" prevent damage to wire insulation when placed between the wire and armored sheath.

UL File No. E11259 SP File No. LR24719M5

Polyethylene - 90°C

Catalog Number	Trade Size	Flex Trade Size	Cable Size	Unit Qty.	Std. Pkg.
1000	0	5/16"	14/2, 14/3, 12/2	50	7000
1001	1	3/8"	14/4, 12/3, 6/1, 4/1	50	3500
1002	2	---	12/4, 10/2, 10/3, 2/1	50	7000
1003	3	1/2"	10/4, 8/2, 8/3, 1/1	20	2000
1004	4	3/4"	8/4, 6/2, 6/3, 4/2, 4/3, 6/4	20	1600
1005	5	1"	---	25	100
1006	6	1 1/4"	---	10	40
1007	7	1 1/2"	---	10	40
1008	8	2" - 2 1/2"	---	10	40

AC/MC Cable Bracket

Positions AC/MC cables. Galvanized steel construction. Convenient slot and hole for attaching to stud with nails or screws.

c UL us File No. E161206

Steel

Catalog Number	AC/MC Cable Range Min.	Max.	Unit Qty.	Std. Pkg.
895-MC	(4) 14/2	(4) 12/3	50	500

Cable Supports

NMCB-1

NMCB-3

NMCB-1 positions and supports nonmetallic and AC/MC cables. Also suitable for use with low voltage cabling to 3/8" diameter. Furnished with (2) No. 8 screws for use on wood or steel stud. Complies with NEC Articles 300.4(D) and 320.23(B). Patented.

NMCB-3 is provided with nails for use on wood studs or 3/4" thick furring strips to position and support AC/MC cables. May also be attached to metal studs or enclosures, or concrete block with No. 6 round head screws. Mounts in either horizontal or vertical direction. Low profile design and unique dimpled slots prevent accidental removal of cables. Patented.

c UL us File No. E161206

Polypropylene

Catalog Number	Cable Range Min.	Max.	Unit Qty.	Std. Pkg.
NMCB-1	(6) 14/2	(6) 10/3 NM-B	25	100
	Or			
	(4) 14/2	(4) 12/2 AC/MC		
NMCB-3	(5) 14/2	(5) 10/3 AC/MC	25	100

Notes

Notes

Combination Couplings

Compression type end for EMT. Two-screw steel strap end for flexible metal conduit.

Malleable Iron

Catalog Number	EMT Trade Size	Flex Trade Size	Unit Qty.	Std. Pkg.
280	1/2"	3/8"	25	100
281	1/2"	1/2"	20	100

Combination Couplings

Zinc

Steel

Set screw type fitting used to join EMT to rigid or IMC. Concrete-tight. Furnished with Tri-Drive slot/Phillips/Robertson head screws.

Listed: 290-DC thru 292-DC

File No. E9391: 290-S thru 292-S

Zinc Plated Steel

Catalog Number	EMT Trade Size	Rigid Trade Size	Unit Qty.	Std. Pkg.
290-DC	1/2"	1/2"	50	200
291-DC	3/4"	3/4"	25	100
292-DC	1"	1"	25	100

Steel

Catalog Number	EMT Trade Size	Rigid Trade Size	Unit Qty.	Std. Pkg.
290-S	1/2"	1/2"	25	100
291-S	3/4"	3/4"	25	100
292-S	1"	1"	10	50

Combination Couplings

280-DC, 280-DCX

280SP

280SPMB

281-DC, 282-DC, 282-DCX, 283-DC

Set screw type couplings used to join EMT to AC/MC and flexible metal conduit. See below. The patented 280-DCX and 280-DC have steel straps.

The 280SP and 280SPMB are patented Mighty-Merge® Designs. The 280SP has a set screw end for EMT and a Snap-In end for AC/MC cables and flexible metal conduit. The 280SPMB has a Push-In end for EMT and a Snap-In end for AC/MC cables and flexible metal conduit.

Refer to the cable connector compatibility charts in the technical guide section for MCI-A and other cables.

NEW

Listed: 287-XS, 288-XS, 289-XS, 290-XS

File No. E9391: 280-DC, 280-DCX, 280SPMB, 280SP, 281-DC, 282-DC, 283-DC, 284-DC, 285-DC, 286-DC

Zinc Die Cast

Catalog Number	EMT Trade Size	Flex Trade Size	Nonmetallic Cable Range* Min.	Nonmetallic Cable Range* Max.	AC/MC Cable Range Min.	AC/MC Cable Range Max.	Unit Qty.	Std. Pkg.
280-DC	1/2"	---	14/2	10/3	---	---	25	100
280-DCX	1/2"	3/8"	14/2	14/2	14/2 (.43")	10/3 (.61")	25	100
280SP	1/2"	3/8"	---	---	14/2 (.43")	10/3 (.61")	25	100
280SPMB	1/2"	3/8"	---	---	14/2 (.43")	10/3 (.61")	25	100

*See nonmetallic cable section.

Zinc Die Cast

Catalog Number	EMT Trade Size	Flex Trade Size	Unit Qty.	Std. Pkg.
281-DC	1/2"	1/2"	25	250
282-DC	3/4"	3/4"	25	100
282-DCX	3/4"	1/2"	25	100
283-DC	1"	1"	10	100
284-DC	1 1/4"	1 1/4"	4	40
285-DC	1 1/2"	1 1/2"	2	20
286-DC	2"	2"	2	20

Zinc Plated Steel

Catalog Number	EMT/Rigid Trade Size	Flex Trade Size	Unit Qty.	Std. Pkg.
287-XS	2 1/2"	2 1/2"	1	4
288-XS	3"	3"	1	4
289-XS	3 1/2"	3 1/2"	---	2
290-XS	4"	4"	---	1

Mighty-Merge® Raintight Combination Couplings

Couplings used to transition EMT to rigid for a secure raintight/ wet location seal. Patented.

Listed

NEW

Zinc Die Cast

Catalog Number	EMT Trade Size	Rigid Trade Size	Unit Qty.	Std. Pkg.
290-RT	1/2"	1/2"	25	100
291-RT	3/4"	3/4"	25	100
292-RT	1"	1"	10	50

Combination Couplings

Used to join rigid or IMC to EMT. Coupling internally threaded for rigid / IMC. Compression end for EMT. Concrete-tight.

File No. E9391: 292-MS

Zinc Plated Steel

Catalog Number	EMT Trade Size	Rigid Trade Size	Unit Qty.	Std. Pkg.
290-MS	1/2"	1/2"	25	100
291-MS	3/4"	3/4"	25	100
292-MS	1"	1"	10	50

Combination Couplings

Coupling used to join EMT to flexible metal conduit. Screw-in end for flex. Compression end for EMT.

File No. E9391

581-DC also UL Listed for use with XRWFMC.

Zinc Die Cast

Catalog Number	EMT Trade Size	Flex Trade Size	Unit Qty.	Std. Pkg.
581-DC	1/2"	1/2"	50	500
582-DC	3/4"	3/4"	25	250
583-DC	1"	1"	10	100

Mighty-Merge® Combination Couplings

4057-DC 4058-DC

Couplings used to join EMT to flexible metal conduit and AC/MC cable. Refer to the cable connector compatibility charts in the technical guide section for MCI-A and other cables. Patented.

Listed

Zinc Die Cast

Catalog Number	EMT Trade Size	Flex Trade Size	AC/MC Cable Range Min.	AC/MC Cable Range Max.	Unit Qty.	Std. Pkg.
4057-DC	3/4"	3/8"	14/2 (.43")	10/3 (.61")	25	100
4058-DC	3/4"	1/2"	10/4 (.63")	6/4 (.89")	25	100

Mighty-Merge® Two-to-One Combination Couplings

Used to join two lengths of EMT conduit into one. The 4256-DC joins two 1/2" EMT to one 3/4" EMT. The 4258-DC joins two 3/4" EMT to one 1" EMT. Patented.

File No. E24001

NEW

Zinc Die Cast

Catalog Number	Trade Size	Unit Qty.	Std. Pkg.
4256-DC	(2) 1/2" to (1) 3/4"	10	40
4258-DC	(2) 3/4" to (1) 1"	10	40

Mighty-Merge®
Combination Couplings



Coupling used to join duplex AC/MC cable or flexible metal conduit to EMT. Set screw type transitional fitting ideal for commercial and institutional facilities. A labor savings, compared to the traditional junction box installation. Simply remove the armor and expose the length of conductors to reach the device box or enclosure. Insert FMC or AC/MC until visible in inspection holes. Refer to the cable connector compatibility charts in the technical guide section for MCI-A and other cables. Patented.

c UL us File No. E20534: 4157-DC, 5157-DC

c ETL us 4156-DC, 4357-DC, 4457-DC, 4357-NM

Zinc Die Cast

Catalog Number	EMT Trade Size	Flex Trade Size	AC/MC Cable Range Min.	AC/MC Cable Range Max.	Unit Qty.	Std. Pkg.
4156-DC	1/2"	3/8"	14/2 (.43")	12/2 (.52")	20	100
4157-DC	3/4"	3/8"	14/2 (.43")	10/3 (.61")	25	100
4357-DC	1"	3/8"	14/2 (.43")	10/3 (.61")	5	20
4457-DC	1"	3/8"	14/2 (.43")	10/3 (.61")	5	20
5157-DC	3/4"	3/8"	14/2 (.43")	10/3 (.61")	25	100

Plastic

Catalog Number	EMT Trade Size	Nonmetallic Cable Range Min.	Nonmetallic Cable Range Max.	Unit Qty.	Std. Pkg.
4357-NM	3/4"	(1) 10/2	(1) 14/2	10	40
		OR			
		(1) 12/4			
		OR			
		(1) 10/3	(1) 14/3		
		OR			
		(1) 12/2 and (1) 14/2 or (1) 10/2			
		OR			
		(2) 14/3 or (2) 12/3			
		OR			
		(2) 10/2	(2) 14/2		

Combination Couplings

Coupling used to join either metallic or nonmetallic (Type “B”) liquid tight to EMT. Concrete-tight. UL Listed “Raintight”.

File No. E24001: 4360-DC and 4361-DC

File No. LR39354: 4360-DC and 4361-DC

File No. E24001: 4362-DC thru 4365-DC

Zinc Die Cast

Catalog Number	EMT Trade Size	LT Trade Size	Unit Qty.	Std. Pkg.
4360-DC	1/2"	1/2"	25	100
4361-DC	3/4"	3/4"	10	50
4362-DC	1"	1"	10	50
4363-DC	1 1/4"	1 1/4"	5	25
4364-DC	1 1/2"	1 1/2"	5	25
4365-DC	2"	2"	5	20

Raintight Combination Couplings

Used to join rigid or IMC to metallic liquid tight conduit. Concrete-tight. UL Listed “Raintight”.

File No. E9391

Steel

Catalog Number	LT Trade Size	Rigid Trade Size	Unit Qty.	Std. Pkg.
4369-LT	3/8"	1/2"	25	125
4370-LT	1/2"	1/2"	20	100
4371-LT	3/4"	3/4"	10	50
4372-LT	1"	1"	5	25
4373-LT	1 1/4"	1 1/4"	4	20
4374-LT	1 1/2"	1 1/2"	3	15
4375-LT	2"	2"	2	10

Notes

Notes

Combination Couplings

Set screw type couplings used to join EMT to nonmetallic cable. Steel strap. Patented.

c UL us File No. E9391

Zinc Die Cast

Catalog Number	Nonmetallic Cable Range Min.	Nonmetallic Cable Range Max.	Unit Qty.	Std. Pkg.
280-DC	(2) 14/2 (1) 14/2	(2) 12/2 (1) 10/3	25	100
280-DCX	(1) 14/2	(1) 14/2	25	100

Single Screw Strap Type Connector With Tri-Drive Screw

For connecting nonmetallic cable to box or enclosure. CSA Listed for ACG890.

c UL us File No. E20534

CSA File No. LR39354

Zinc Die Cast

Catalog Number	K.O. Size	ACG90 Cable Range Min.	ACG90 Cable Range Max.	Nonmetallic Cable Range Min.	Nonmetallic Cable Range Max.	Unit Qty.	Std. Pkg.
560-DC2	1/2"	14/2	10/3	14/2	10/2	50	500

Multi-Purpose Connector Two Screw, Strap Type

Used to connect nonmetallic sheath cable (NM-B), AC/MC cable or flexible metal conduit to 1/4" knockout. Will fit 1/4" knockouts with flats, such as used in lighting applications.

Recognized UL File No. E9391

Zinc Die Cast

Catalog Number	K.O. Size	Flex Trade Size	AC/MC Cable Range Min.	AC/MC Cable Range Max.	Nonmetallic Cable Range Min.	Nonmetallic Cable Range Max.	Unit Qty.	Std. Pkg.
563-DC2	1/4"	3/8"	14/2	12/2	14/2	12/2	50	500

Duplex Connector

Strap type fitting used to connect nonmetallic cable, flexible metal conduit and AC/MC cables to box or enclosure. CSA Listed for ACG90. Refer to the cable connector compatibility charts in the technical guide section.

File No. E20534

File No. LR39354

Zinc Die Cast

Catalog Number	K.O. Size	Flex Trade Size	ACG90 and AC/MC Cable Range Min.	ACG90 and AC/MC Cable Range Max.	Nonmetallic Cable Range Min.	Nonmetallic Cable Range Max.	Unit Qty.	Std. Pkg.
601-DC2	1/2"	3/8"	14/2 (.375")	10/3 (.625")	(1) 14/2	(1) 10/3	20	200

PVC "Snap-In" Type Connectors

616-NMD

617-NMD

For connecting nonmetallic cable to box or enclosure. Locknut not required.

UL File No. E11698

PVC

Catalog Number	K.O. Size	Nonmetallic Cable Range Min.	Nonmetallic Cable Range Max.	Unit Qty.	Std. Pkg.
616-NMD Quick Install	1/2"	(1) 14/2 Or (2) 14/2 In Any Combination	(1) 6/2 Or (2) 12/3 In Any Combination	100	1000
617-NMD Quick Install	3/4"	(1) 8/2	(1) 6/3	50	500

PVC "Snap-In" Type Connectors

For connecting nonmetallic cable or portable cord to box or enclosure to box or enclosure. Locknut not required.

File No. E11698

File No. LR74878

PVC

Catalog Number	K.O. Size	Nonmetallic Cable Range Min.	Nonmetallic Cable Range Max.	Cord Diameter Min.	Cord Diameter Max.	Unit Qty.	Std. Pkg.
620-NM	1/2"	(1) 14/2	(1) 10/3	.297	.594	50	500
Quick Install		Or					
		(2) 14/2	(2) 12/2				

Catalog Number	K.O. Size	Nonmetallic Cable Range Min.	Nonmetallic Cable Range Max.	Cord Diameter Min.	Cord Diameter Max.	Unit Qty.	Std. Pkg.
621-NM	3/4"	(1) 8/3	(1) 6/3	.500	.844	25	250
Quick Install		Or					
		(2) 12/3	(2) 8/3				

Two-Piece Clamp Type Connectors

For connecting single nonmetallic cable to box or enclosure. Locknut not required.

UL File No. E11698: 642 thru 644

Steel

Catalog Number	K.O. Size	Nonmetallic Cable Range Min.	Nonmetallic Cable Range Max.	Unit Qty.	Std. Pkg.
642	1/2"	.180"	.560"	100	1000
643	3/4"	.250"	.830"	50	500
644	1 1/4"	.250"	.980"	50	250
645	1 1/2"	.312"	1.125"	20	100

Single Screw, Strap Type Connector

For connecting nonmetallic cable or SJO cord to box or enclosure. US Patent D473-7835.

UL File No. E11698

Zinc Die Cast

Catalog Number	K.O. Size	SJO Cord Cable Range Min.	SJO Cord Cable Range Max.	Nonmetallic Cable Range Min.	Nonmetallic Cable Range Max.	Unit Qty.	Std. Pkg.
651-DC2	1/2"	18/3	12/3	(1) 14/2	(1) 12/2	100	1000
				Or			
				(1) 14/2	(1) 10/3		

Whipper-Snap® Single Screw, Strap Type Connector

For connecting nonmetallic cable to box or enclosure. Also listed for use with SJO cord. Simply snap connector into electrical box. External spring steel locking tabs secures connector to electrical box. Patented Whipper-Snap design.

File No. E11698

Zinc Die Cast

Catalog Number	K.O. Size	SJO Cord Cable Range Min.	SJO Cord Cable Range Max.	Nonmetallic Cable Range Min.	Nonmetallic Cable Range Max.	Unit Qty.	Std. Pkg.
651SP	1/2"	18/3	12/3	(1) 14/2	(1) 10/3	100	1000
Quick Install				Or			
				(2) 14/2	(2) 12/2		

Two Screw, Strap Type Connectors

566-DC2

660-DC2 thru 666-DC2

650-DC2 thru 676-DC2

For connecting nonmetallic cable to box or enclosure. The 650-HD2 has a die cast strap for heavy duty use.

UL File No. E20534: 566-DC2

UL File No. E11698: 650-DC2, 651SP, 650-HD2

UL File No. E15123: 660-DC2 thru 666-DC2; 670-DC2 thru 676-DC2

CSA File No. LR39354: 566-DC2, 650-DC2, 660-DC2, 670-DC2

Zinc Die Cast - Round Cable

Catalog Number	K.O. Size	Nonmetallic Cable Range Min.	Nonmetallic Cable Range Max.	Unit Qty.	Std. Pkg.
566-DC2	1/2"	(1) or (2) 14/2 Or (1) 14/2	(2) 12/2 Or (1) 10/2	100	1000
660-DC2	3/4"	.680"	.800"	25	250
662-DC2	1"	.850"	1.000"	10	100
664-DC2	1 1/4"	1.090"	1.300"	10	100
665-DC2	1 1/2"	1.187"	1.490"	---	25
666-DC2	2"	1.750"	1.950"	---	25

Zinc Die Cast - Oval Cable

Catalog Number	K.O. Size	Nonmetallic Cable Range Height	Nonmetallic Cable Range Width	Unit Qty.	Std. Pkg.
650-DC2*	1/2"	(1) or (2) 14/2 Or (1) 14/2	(1) or (2) 12/2 Or (1) 10/3	100	1000
650-HD2*	1/2"	(1) or (2) 14/2 Or (1) 14/2	(1) or (2) 12/2 Or (1) 10/3	100	1000
670-DC2	3/4"	.437"	.625"	25	250
672-DC2	1"	.500"	.750"	10	100
674-DC2	1 1/4"	.625"	1.062"	10	100
675-DC2	1 1/2"	.750"	1.250"	---	25
676-DC2	2"	1.062"	1.625"	---	25

*650-DC2 is suitable for use with 18/3 to 12/3 SJO cord
*650-HD2 is suitable for use with 16/2 to 14/3 SJO cord

UF Connectors

Connector provides watertight seal around underground feeder cable. Tapered (NPT) threads.

UL File No. E11698

Zinc Die Cast

Catalog Number	Trade Size	Cable Size Min.	Cable Size Max.	Unit Qty.	Std. Pkg.
761-UF	1/2"	14/2 (.250")	10/2 (.500")	25	100
762-UF	3/4"	14/3 (.260")	10/3 (.720")	10	50

Mighty-Merge®
Multi-NM Connector

Push-in nonmetallic fitting used to connect multiple nonmetallic cables to box or enclosure.

Listed

Plastic

Catalog Number	K.O. Size	Nonmetallic Cable Range Min.	Nonmetallic Cable Range Max.	Unit Qty.	Std. Pkg.
630-NM2	3/4"	(1) 10/2	(1) 14/2	10	40
		OR			
		(1) 12/4			
		OR			
		(1) 10/3	(1) 14/3		
		OR			
		(1) 12/2 and (1) 14/2 or (1) 10/2			
		OR			
		(2) 14/3 or (2) 12/3			
		OR			
		(2) 10/2	(2) 14/2		

Mighty-Merge®
Multi-NM Transition

Push-in nonmetallic fitting used to connect multiple nonmetallic cables to EMT.

Listed

Plastic

Catalog Number	EMT Trade Size	Nonmetallic Cable Range Min.	Nonmetallic Cable Range Max.	Unit Qty.	Std. Pkg.
4357-NM	3/4"	(1) 10/2	(1) 14/2	10	40
		OR			
		(1) 12/4			
		OR			
		(1) 10/3	(1) 14/3		
		OR			
		(1) 12/2 and (1) 14/2 or (1) 10/2			
		OR			
		(2) 14/3 or (2) 12/3			
		OR			
		(2) 10/2	(2) 14/2		

Steel Cord Grip Connectors, Straight

Bridgeport's line of high quality, made in the USA, cord grip fittings is the electrician's smart choice. Each fitting is identified by a color coded grommet that clearly indicates the minimum-maximum cable diameter range for which the connector can be used. Bridgeport's cord grips meet the requirements of

Steel

Catalog Number	Size	Cord Range Min.	Cord Range Max.	For Types S, SO, ST & STO
CG770-250	1/2"	.150	.250	
CG770-350	1/2"	.250	.350	
CG770-450	1/2"	.350	.450	18-2, 3, 4 16-2, 2, 4
CG770-560	1/2"	.450	.550	18-5, 6, 7 16-5, 6 14-2, 3
CG770-650	1/2"	.550	.650	18-8, 10 16-7, 8 14-4 12-2, 3 10-2
CG771-250	3/4"	.150	.250	
CG771-350	3/4"	.250	.350	
CG771-450	3/4"	.350	.450	18-2, 3, 4 16-2, 3, 4
CG771-560	3/4"	.450	.550	18-5, 6, 7 16-5,6 14-2, 3
CG771-650	3/4"	.550	.650	18-8,10 16-7, 8 14-4 12-2, 3 10-2
CG771-750	3/4"	.650	.750	18-12,14 16-10,12 14-5, 6, 7 12-4, 5 10-3, 4 8-2
CG771-850	3/4"	.750	.850	18-16,18, 20 16-14, 16, 18 14-8 12-6, 7, 8 10-5 8-3, 4 6-2
CG772-560	1"	.450	.550	18-5, 6, 7 16-5, 6 14-2, 3
CG772-650	1"	.550	.650	18-8, 10 16-7, 8 14-4 12-2, 3 10-2
CG772-750	1"	.650	.750	18-2,14 16-10,12 14-5, 6, 7 12-4, 5 10-3, 4 8-2
CG772-850	1"	.750	.850	18-16,18,20 16-14, 16, 18 14-8 12-6, 7, 8 10-5 8-3, 4 6-2
CG772-950	1"	.850	.950	18-22, 24, 26 16-20, 22, 24 14-10, 12 10-6, 7, 8 6-3, 4
CG772-1050	1"	.950	1.050	18-30 16-26 14-14, 16 12-10 4-3

rugged service on all types of equipment, in all non-hazardous areas. Our 105°C rated neoprene sealing grommets grip the cable jacket firmly but safely providing strain relief and protecting the internal wiring connections from tension on the cable or cord. The steel washer reduces friction between the grommet and the compression nut to provide even pressure distribution, eliminating leakage resulting from grommet distortion.

UL File No. E11259

For Types SJ, STO, SJT SJTO, SVO, & BUS DROP	Color	Unit Qty.	Std. Pkg.
18-2, 3 SVO	Red	25	250
18-2, 3 SJT 18-2, 3, 4 SJO 16-2, 3, SJO	White	25	250
16-4 SJO14-2,3,4 SJO 12-2550 14-3 BUS DROP	Blue	25	250
12-3 SJO 12-3 & 10-3 BUS DROP	Green	25	250
	Beige	25	250
18-2 & 3 SVO	Red	10	100
18-2,3 SJT 18-2,3,4 SJO 16-2,3 SJO	White	10	1000
16-4SJO 14-2, 3, 4 SJO 12-2 SJO 14-3 BUS DROP	Blue	10	100
12-3 SJO 12-3 & 10-3 BUS DROP	Green	10	100
	Beige	10	100
8-3 BUS DROP	Yellow	10	100
6-3 BUS DROP	Purple	5	100
12-3 SJO 12-3 & 10-3 BUS DROP	Green	5	50
	Beige	5	50
8-3 BUS DROP	Yellow	5	50
6-3 BUS DROP	Purple	5	50
4-3 BUS DROP	Gray	5	50
	Black	5	50

Steel Cord Grip Connectors, Straight *Continued...*

Steel

Catalog Number	Size	Cord Range Min.	Cord Range Max.	For Types S, SO, ST & STO
CG773-850	1 1/4"	.750	.850	18-16,18,20 16-14,16,18 14-8 12-6,7,8 10-5 8-3,4 6-2
CG773-950	1 1/4"	.850	.950	18-22,24,26 16-20, 22, 24 14-10,12 10-6,7, 6-3,4
CG773-1050	1 1/4"	.950	1.050	18-30 16-26 14-14,16 12-10 4-3
CG773-1150	1 1/4"	1.050	1.150	18-36,40 16-30,36 14-18,20 12-12,14 10-10 4-4
CG773-1250	1 1/4"	1.150	1.250	16-40 14-22 12-16,18 10-12,14 2-3
CG773-1375	1 1/4"	1.250	1.375	14-24,26,30 12-20 10-16 2-4
CG774-1050	1 1/2"	0.950	1.050	18-30 16-26 14-14,16 12-10 4-3
CG774-1150	1 1/2"	1.050	1.150	18-36,40 16-30,36 14-18,20 12-12,14 10-10 4-4
CG774-1250	1 1/2"	1.150	1.250	16-40 14-22 12-16,18 10-12,14 2-3
CG774-1375	1 1/2"	1.250	1.375	12-24,26,30 12-20 10-16 2-4

For Types SJ, STO, SJT SJTO, SVO, & BUS DROP	Color	Unit Qty.	Std. Pkg.
6-3 BUS DROP	Purple	5	25
4-3 BUS DROP	Grey	5	25
–	Black	5	25
2-3 BUS DROP	Orange	5	25
–	Red	5	25
–	White	5	25
–	Black	2	20
2-3 BUS DROP	Orange	2	20
–	Red	2	20
–	White	2	20

Aluminum Cord Grip Connectors, Straight

Bridgeport's line of high quality, made in the USA, cord grip fittings is the electrician's smart choice. Each fitting is identified by a color coded grommet that clearly indicates the minimum-maximum cable diameter range for which the connector can be used. Bridgeport's cord grips meet the requirements of

Aluminum

Catalog Number	Size	Cord Range Min.	Cord Range Max.	For Types S, SO, ST & STO
CGA770250	1/2"	.150	.250	
CGA770350	1/2"	.250	.350	
CGA770450	1/2"	.350	.450	18-2, 3, 4 16-2, 2, 4
CGA770560	1/2"	.450	.550	18-5, 6, 7 16-5, 6 14-2, 3
CGA770650	1/2"	.550	.650	18-8, 10 16-7, 8 14-4 12-2, 3 10-2
CGA771250	3/4"	.150	.250	
CGA771350	3/4"	.250	.350	
CGA771450	3/4"	.350	.450	18-2, 3, 4 16-2, 3, 4
CGA771560	3/4"	.450	.550	18-5, 6, 7 16-5,6 14-2, 3
CGA771650	3/4"	.550	.650	18-8,10 16-7, 8 14-4 12-2, 3 10-2
CGA771750	3/4"	.650	.750	18-12,14 16-10,12 14-5, 6, 7 12-4, 5 10-3, 4 8-2
CGA771850	3/4"	.750	.850	18-16,18,20 16-14, 16, 18 14-8 12-6, 7, 8 10-5 8-3, 4 6-2
CGA772560	1"	.450	.550	18-5, 6, 7 16-5, 6 14-2, 3
CGA772650	1"	.550	.650	18-8, 10 16-7, 8 14-4 12-2, 3 10-2
CGA772750	1"	.650	.750	18-2,14 16-10,12 14-5, 6, 7 12-4, 5 10-3, 4 8-2
CGA772850	1"	.750	.850	18-16,18, 20 16-14, 16, 18 14-8 12-6, 7, 8 10-5 8-3, 4 6-2
CGA772950	1"	.850	.950	18-22, 24, 26 16-20, 22, 24 14-10, 12 10-6, 7, 8 6-3, 4
CGA7721050	1"	.950	1.050	18-30 16-26 14-14, 16 12-10 4-3

rugged service on all types of equipment, in all non-hazardous areas. Our 105°C rated neoprene sealing grommets grip the cable jacket firmly but safely providing strain relief and protecting the internal wiring connections from tension on the cable or cord. The washer reduces friction between the grommet and the compression nut to provide even pressure distribution, eliminating leakage resulting from grommet distortion.

UL File No. E11259

For Types SJ, STO, SJT SJTO, SVO, & BUS DROP	Color	Unit Qty.	Std. Pkg.
18-2, 3 SVO	Red	25	250
18-2, 3 SJT 18-2, 3, 4 SJO 16-2, 3, SJO	White	25	250
16-4 SJO14-2,3,4 SJO 16-2, 3 SJO	Blue	25	250
12-3 SJO 12-3 & 10-3 BUS DROP	Green	25	250
	Beige	25	250
18-2 &3 SVO	Red	10	100
18-2,3 SJT 18-2,3,4 SJO 16-2,3 SJO	White	10	1000
16-4SJO 14-2, 3, 4 SJO 12-2 SJO 14-3 BUS DROP	Blue	10	100
12-3 SJO 12-3 & 10-3 BUS DROP	Green	10	100
	Beige	10	100
8-3 BUS DROP	Yellow	10	100
6-3 BUS DROP	Purple	5	50
12-3 SJO 12-3 & 10-3 BUS DROP	Green	5	50
	Beige	5	50
8-3 BUS DROP	Yellow	5	50
6-3 BUS DROP	Purple	5	50
4-3 BUS DROP	Gray	5	50
	Black	5	50

Cord Grip Connectors, Straight

Straight connector for use with any flexible cord. Provides liquid tight, watertight protection. Tapered (NPT) threads. Furnished with polyethylene knockout gasket and locknut.

File No. E11259 File No. LR39354

Zinc Die Cast

Catalog Number	K.O. Size	Cord Range Min.	Cord Range Max.	Locking Ring Color	Unit Qty.	Std. Pkg.
770-22	1/2"	.125"	.187"	Orange	25	100
770-32	1/2"	.187"	.250"	Red	25	100
770-42	1/2"	.250"	.375"	White	25	100
770-52	1/2"	.375"	.500"	Blue	25	100
770-62	1/2"	.500"	.625"	Beige	25	100
770-72	1/2"	.625"	.750"	Yellow	25	100
771-32	3/4"	.250"	.375"	White	10	50
771-42	3/4"	.375"	.500"	Blue	10	50
771-52	3/4"	.500"	.625"	Beige	10	50
771-62	3/4"	.625"	.750"	Yellow	10	50
772-32	1"	.500"	.625"	Beige	5	25
772-42	1"	.625"	.750"	Yellow	5	25
772-52	1"	.750"	.875"	Purple	5	25
772-62	1"	.875"	1.000"	Gray	5	25

Knockout Insulating Bushings

Converts metallic box rough edged holes to smooth insulated holes for protection of electrical, voice, data and video cables.

File No. LR24719 File No. E240912: 9791 thru 9796

Plastic Rated 105°C

Catalog Number	K.O.	K.O. Dia.	Unit Qty.	Std. Pkg.
9791	1/2"	.875"	100	1000
9792	3/4"	1.109"	100	1000
9793	1"	1.375"	50	500
9794	1 1/4"	1.734"	50	500
9795	1 1/2"	1.984"	25	250
9796	2"	2.469"	20	100
9797	2 1/2"	2.969"	20	100

Stud Bushings

Protects wire insulation from abrasion in metal studs. Bushing allows smooth wire pulling. Used for all pre-punched shaped holes.

File No. E11259

Polypropylene

Catalog Number	Unit Qty.	Std. Pkg.
9882	50	500

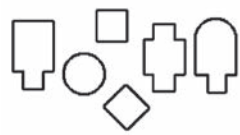

Cable Supports

NMCB-1

NMCB-2

NMCB-1 positions and supports nonmetallic and AC/MC cable. Also suitable for use with low voltage cabling to 3/8" diameter. Furnished with (2) No. 8 screws for use on wood or steel stud. Complies with NEC Articles 300.4(D) and 320.23(B). Patented.

NMCB-2 is provided with a nail for use on wood studs or 3/4" thick furring strips to position nonmetallic sheathcable. Capable of positioning nonmetallic cables in each of three rectangular slots. May also be used with low voltage cable. Low profile design and unique self-locking fingers prevent accidental removal of cables. Grooved nail for extra gripping with stud. Patented.

c File No. E161206

Polypropylene

Catalog Number.	Nonmetallic Cable Range Min.	Max.	Unit Qty.	Std. Pkg.
NMCB-1	(6) 14/2	(6) 10/3 NM-B Or (4) 14/2 (1) 10/3 AC/MC (in each slot)	25	100
NMCB-2	(1) 14/2	(1) 10/3 NM-B Or (2) 14/2 (2) 14/2 AC/MC (in each slot)	25	100

Cable Stacker

For use on steel or wood studs to support nonmetallic sheath, communication, and data cables. Furnished with nail for wood stud. Use No. 8 x 1/2" self-tapping sheet metal screw for steel stud. Complies with NEC Articles 300-4(D) and 320.23(B). Patented.

c UL us File No. E161206

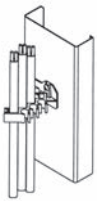

Metal Stud

Wood Stud

Polypropylene

Catalog Number	Unit Qty.	Std. Pkg.
NMWH-43	25	100

CABLE RANGES:

Data / Communication Cable

Oval Openings:	1 or 2	.06" to .20" diameter
	1	.20" to .32" diameter
Round Openings:	1	.16" to .50" diameter

Nonmetallic Sheath Cable

Oval Openings:	1 or 2	14/2 AWG
	1 or 2	12/2 AWG
	1	10/2 AWG
Round Openings:	1	14/3 AWG
	1	12/3 AWG
	1	10/3 AWG

Notes

Notes

Ground Clamps - Protective Type

1312-B

1306-B, 1308-B, 1308-DC

For making connection with protective armor of copper conductor and ground pipe or grounding electrode.

File No. E20412: 1306-B, 1308-B, 1308-DC

File No. LR39354: 1308-DC

Brass with Steel Strap

Catalog Number	Ground Pipe Grounding Electrode Size	Copper Ground Wire Size	Unit Qty.	Std. Pkg.
1306-B	1/2" - 1"	4, 6, 8	25	100
1308-B	1/2" - 1"	4, 6, 8	25	100
1312-B	1 1/4" - 2"	4, 6, 8	---	20

Zinc Die Cast with Steel Strap

Catalog Number	Ground Pipe Grounding Electrode Size	Copper Water Pipe Size	Copper Conductor Size	Unit Qty.	Std. Pkg.
1308-DC	1/2" - 1"	1/2" - 3/4"	4, 6, 8	25	250

Ground Clamps - Bare Wire Type

1307-B, 1309-B,
1309-DC, 1315-B

1313-B

For making connection with copper ground wire and copper, iron or steel grounding pipe or grounding electrode.

UL File No. E20412

CSA File No. LR39354: 1309-DC

Zinc Die Cast

Catalog Number	Ground Pipe Grounding Electrode Size	Copper Water Pipe Size	Copper Ground Wire Size	Unit Qty.	Std. Pkg.
1309-DC	1/2" - 1"	1/2" - 3/4"	4, 6, 8	20	200

Brass

Catalog Number	Ground Pipe Grounding Electrode Size	Copper Ground Wire Size	Unit Qty.	Std. Pkg.
1307-B	1/2" - 1"	4, 6, 8	50	200
1309-B	1/2" - 1"	4, 6, 8	20	200
1313-B	1 1/4" - 2"	4, 6, 8	---	20
1315-B	2 1/4" - 4"	4, 6, 8	2	10

Ground Clamps - Threaded Hub Type

For making connection with copper ground wire through threaded rigid conduit.

File No. E20412

Brass

Catalog Number	Rigid Trade Size	Ground Pipe Grounding Electrode Size	Copper Ground Wire Size	Unit Qty.	Std. Pkg.
1325-B	1/2"	1/2" - 1"	4, 6, 8	---	50
1326-B	1/2"	1 1/4" - 2"	4, 6, 8	---	20
1328-B	1/2"	2 1/2" - 4"	4, 6, 8	---	10
1330-B	3/4"	1/2" - 1"	4, 6, 8	---	50
1331-B	3/4"	1 1/4" - 2"	4, 6, 8	---	20

Brass with Brass Screws

Catalog Number	Rigid Trade Size	Ground Pipe Grounding Electrode Size	Copper Ground Wire Size	Unit Qty.	Std. Pkg.
1325-B1	1/2"	1/2" - 1"	4, 6, 8	---	50

Brass Ground Clamps With Strap and Hub

For making connection with copper ground wire through threaded conduit. Ground wire terminated to set screw.

UL File No. E20412

Brass with Steel Screws

Catalog Number	Trade Size In Inches	Hub Size	Copper Ground Wire Size	Unit Qty.	Std. Pkg.
1325-BH	1/2, 3/4, 1	1/2"	4, 6, 8	---	25
1330-BH	1/2, 3/4, 1	3/4"	4, 6, 8	---	25
1345-BH	1/2, 3/4, 1	1"	4, 6, 8	---	25

Solderless Lugs

ALI Series

CLI Series

Copper lugs are used with copper conductors and provide high conductivity with lower heat rise. Copper lugs are rated for direct burial. Aluminum lay-in lugs are suitable for use with copper or aluminum conductors.

UL File No. E155561

Aluminum

Catalog Number	Wire Capacity	Stud Size	Unit Qty.	Std. Qty.
ALI-50	4 to 14	#10	25	250
ALI-112	1/0 to 14	1/4"	20	200
ALI-252	250 MCM to 6	5/16"	10	100

Copper

Catalog Number	Wire Capacity	Stud Size	Unit Qty.	Std. Qty.
CLI-10	4 to 14	#10	20	200
CLI-20	4 to 14	1/4"	20	200

Solar Panel Grounding Connector

Designed to prevent galvanic reactions and enhance conductivity. The connector body has extruded serrations for breaking the anodized finish on photovoltaic modules and frames. The serrations in the wire binding break corrosion on the grounding wire which means that no surface preparation is required for the PV module, the frame or the ground wire. The unique clamp-on design means no mounting holes are required. The connector simply clamps onto the frame of the solar panel. The unit is UL 467 Listed and accommodates aluminum or copper conductor. The connectors feature stainless steel hardware.

File No. E20412

Aluminum with Stainless Steel Hardware

Catalog Number	Wire Capacity	Unit Qty.	Std. Pkg.
ALI-SLR	4 to 14	25	250

Wire Mesh Cable Tray Grounding/Bonding Lug

Wire Mesh Cable tray bonding and grounding lugs securely attach a grounding conductor to cable tray to provide grounding continuity for the cable tray system. These items meet NEC Code requirements under NEC Article 250.96(A).

File No. E20412

Aluminum with Stainless Steel Hardware

Catalog Number	Wire Capacity	Unit Qty.	Std. Pkg.
ALI-WMCT	4 to 14	25	250

Bonding Jumper Assembly



Use Bonding Jumper Assembly to comply with Article 250 of the National Electrical Code. Suitable for use on EMT, rigid conduit, or copper water pipe. If used with expansion coupling: assemble ground clamp to conduit one inch from stationary end of coupling. Attach second ground clamp two inches from sliding end of expansion coupling. Assembly features bronze ground clamps and copper bonding strip.

c UL us File No. E20412

Bronze

Catalog Number	Conduit Trade Size	Unit Qty.	Std. Pkg.
BJ-100	1/2" to 1"	1	10
BJ-200	1 1/4" to 2"	1	10
BJ-400	2 1/2" to 4"	1	10

Ground Clamps - Direct Burial Type

DB-1308

DB-1309

For making connection with copper ground wire and ground pipe, grounding electrode or rebar.
DB-1308 protective type for bare or armored copper ground wire.
DB-1309 for bare ground only.
All materials contain minimum of 80% copper.

Clamps meet both UL and NEC requirements for burial in earth or embedment in concrete.

c UL us File No. E20412

Bronze

Catalog Number	Ground Pipe Grounding Electrode Size	Rebar Size	Copper Ground Wire Size	Unit Qty.	Std. Pkg.
DB-1308	1/2" - 1"	3/8" - 3/4"	4, 6, 8	25	100
DB-1309	1/2" - 1"	3/8" - 3/4"	4, 6, 8	20	200

Mighty-Bond® Intersystem Bonding Bridge

Intersystem Bonding Bridge used inside or outside of an enclosure or panel board. 3-Equipment bonding terminations. Meets the requirement of NEC Article 250.94. Patented.

UL File No. E20412

Brass with Stainless Steel Hardware

Catalog Number	Trade Size	Wire Capacity	Unit Qty.	Std. Pkg.
IGB-050	1/2"	14 to 4	25	100
IGB-075	3/4"	14 to 4	25	100

Mighty-Bond® Intersystem Ground Rod Bridge Clamps

Ground Rod Bridge Clamps used as an intersystem bonding means by utilizing 4-terminal points for connecting communication systems to the same electrical grounding electrode/rod. Meets the requirement of NEC Article 250.94. Direct Burial Rated. Patented.

UL File No. E20412

NEW

Brass with Stainless Steel Hardware

Catalog Number	Ground Rod Size Min.	Ground Rod Size Max.	Rebar Size Min.	Rebar Size Max.	Copper Conductor Size Under Ground Rod Min.	Copper Conductor Size Under Ground Rod Max.
IGBC-063	1/2"	5/8"	#3	#4	8 Stranded 8 Solid	2 Stranded 2 Solid
IGBC-075	5/8"	3/4"	#5	#6	4 Stranded 4 Solid	1/0 Stranded 2 Solid

Brass with Stainless Steel Hardware *Continued*

Catalog Number	Terminal Conductor Size Min.	Terminal Conductor Size Max.	Unit Qty.	Std. Pkg.
IGBC-063	14 Stranded 14 Solid	4 Stranded 10 Solid	25	100
IGBC-075	14 Stranded 14 Solid	4 Stranded 10 Solid	25	100

Grounding Rod Clamps - Direct Burial Type

For terminating bare copper conductor to ground rod. Clamps meet both UL and NEC requirements for burial in earth or embedment in concrete.

UL File No. E20412

Bronze

Catalog Number	Grounding Ground Pipe Electrode Size	Copper Ground Wire Size	Unit Qty.	Std. Pkg.
GRC-50	1/2"	10 Solid to 2 Stranded	100	400
GRC-63	5/8"	10 Solid to 2 Stranded	50	200
GRC-75	3/4"	10 Solid to 2 Stranded	50	200

Intersystem Bonding Bridge

For installation on dwelling wall.
Meets NEC Article 250.94.

Catalog Number	Grounding Electrode Size	Bonding Conductor Size	Unit Qty.	Std. Pkg.
IGB-WM	#6 - #2	14 to 4	5	50

Mighty-Bond® Enclosure Grounding Connectors

Low cost and easy to use connector for securing grounding conductors at the enclosure in accordance with National Electrical Code (NEC) Article 250.8. Selection of conductor size to be made per NEC Article 250.66. Suitable for service entrance grounding. Product advantages include:

- Precision machined brass body with zinc die cast locknut and stainless steel set screw
- Professional installation appearance
- Serrated locknut removes residual paint from box
- Tamper Resistant as locknut and set screw are mounted inside the box
- Low profile flange on outside of box clearly marked with application guideline for ease in AHJ inspection
- UL Listed for grounding per UL467

Patented.

UL File No. E20412

c UL us File No. E20412: MC-100

Brass

Catalog Number	Trade Size	Wire Capacity	Unit Qty.	Std. Pkg.
MC-050	1/2"	Copper: 8 to 2 Solid & Stranded Aluminum: 6 to 2 Stranded	25	100
MC-075	3/4"	Copper: 4 to 2 Solid, 4 to 3/0 Stranded Aluminum: 2 to 3/0 Stranded	25	100
MC-100	1"	Copper: 1/0 to 250 MCM Stranded Aluminum: 3/0 to 4/0 Compact Stranded	10	40

Mighty-Bond® Enclosure Grounding Couplings

Low cost and easy to use coupling for use with rigid conduit and for securing grounding conductors at the enclosure in accordance with National Electrical Code (NEC) Article 250.8. Selection of conductor size to be made per NEC Article 250.66. Suitable for service entrance grounding. Product advantages include:

- Precision machined brass body with zinc die cast locknut and stainless steel set screw
- Professional installation
- Serrated locknut removes residual paint from box
- Use with rigid metallic or PVC rigid conduit
- Low profile flange on inside of box clearly marked with application guideline for ease in AHJ inspection
- UL Listed for grounding per UL467

Patented.

UL File No. E20412

c UL us File No. E20412: MCC-100

Brass

Catalog Number	Trade Size	AWG Wire Capacity	Unit Qty.	Std. Pkg.
MCC-050	1/2"	Copper: 8 to 2 Solid & Stranded Aluminum: 6 to 2 Stranded	25	100
MCC-075	3/4"	Copper: 4 to 2 Solid, 4 to 3/0 Stranded Aluminum: 2 to 3/0 Stranded	25	100
MCC-100	1"	Copper: 1/0 to 250 MCM Stranded Aluminum: 3/0 to 4/0 Compact Stranded	10	40

Mighty-Bond® Raintight Grounding and Bonding Hubs

MCH-075

MCH-100

MCH-200

Raintight Grounding and Bonding Hubs provide a listed method of bonding between ground electrode conductors (GEC), grounded conductors, bonding jumpers, and boxes, devices or enclosures.

The MCH is listed for use in wet locations. When connected to rigid metal conduit, the MCH will also function as a raceway bonding hub, yoke or choke. Setting the conductor set screw bonds the MCH to the raceway, the bonding or grounding conductor, and to the enclosure without the need for an external lug. Note: Not for use in concentric knock-outs. Patented.

Listed

Brass

Catalog Number	Trade Size	Conductor Range	Max O.D.	Unit Qty.	Std. Pkg.
MCH-075	3/4"	6 to 4/0 AL/CU	.550	10	40
MCH-100	1"	2 to 350 MCM AL/CU	.720	1	10

Stainless Steel

Catalog Number	Trade Size	Conductor Range	Max O.D.	Unit Qty.	Std. Pkg.
MCH-125	1 1/4"	3/0 to 400 MCM AL/CU	.812	---	10
MCH-150	1 1/2"	250 to 500 MCM AL/CU	.875	---	10
MCH-200	2"	350 to 600 MCM AL/CU	.968	---	10

Mighty-Bond® Intersystem Bonding Bridge with Enclosure Grounding Coupling Kit

Intersystem Bonding Bridge with Enclosure Grounding Coupling is used for securing and bonding ground electrode conductors to the enclosure in accordance with the National Electrical Code (NEC) Article 250. The MBG-050 and MBG-075 are also designed to connect the raceway of the ground electrode conductor to the enclosure while providing three accessible intersystem bonding termination points. Saves installation time! Patented.

UL File No. E20412

Brass with Stainless Steel Hardware

Catalog Number	Trade Size	AWG Wire Capacity	Unit Qty.	Std. Pkg.
MBG-050	1/2"	Copper: 8 to 2 Solid & Stranded Aluminum: 6 to 2 Stranded	10	50
MBG-075	3/4"	Copper: 4 to 2 Solid, 4 to 3/0 Stranded Aluminum: 2 to 3/0 Stranded	10	50

Rebar Ground Clamps - Direct Burial Type

For making connection with copper wire to ground water pipe or rebar. All materials contain minimum of 80% copper.

Clamps meet both UL and NEC requirements for burial in earth or embedment in concrete.

File No. E20412

Bronze

Catalog Number	Ground Pipe Size	Rebar Size	Ground Wire Size	Unit Qty.	Std. Pkg.
RB-16	1/2" - 1"	3/8" - 1"	10 Solid to 2 Standard	20	200
RB-17	1/2" - 1"	3/8" - 1"	10 Solid to 2 Standard	20	200

Mighty-Bond® Direct Burial Single Bolt Grounding Clamps

Designed for the grounding and bonding of electrical and plumbing systems. The SDB series are constructed of bronze and assembled with stainless steel hardware and are available in three distinct styles: lay-in lug, copper lug and enclosed style. The SDB series are listed for attachment to EMT, rigid conduit raceways and steel and copper water piping systems. Patent Pending.

File No. E20412

Brass

Catalog Number	Conduit or Water Pipe Size	Lug Type	Conductor Range	Unit Qty.	Std. Pkg.
SDB-1300B	1/2" - 1"	Copper	4 to 14 AWG Copper Only	20	100
SDB-1301B	1/2" - 1"	Lay-in lug	2 to 10 AWG Copper Only	20	100
SDB-1302B	1/2" - 1"	Closed Lug	2 to 10 AWG Copper Only	20	100

Notes

Notes

Switch Box Supports

Used to support switch box in wallboard; installed in pairs.

Steel

Catalog Number	Unit Qty.	Std. Pkg.
722	100	1000

One Hole Service Entrance Straps

Used to support oval service entrance cable, types SE and SEU, to mounting surface.

Zinc Plated Steel

Catalog Number	SE / SEU Cable Size	Unit Qty.	Std. Pkg.
881-SE	3, 8, 6, 4	100	1000
882-SE	3, 3, 2	100	1000
883-SE	3, 1, 0, 1/0, 2/0	50	500
884-SE	3/0, 4/0	50	500

One Hole Straps

Snap-on type strap used to support AC/MC cable.

c UL us File No. E161206

Steel

Catalog Number	AC/MC Cable Range Min.	AC/MC Cable Range Max.	Unit. Qty.	Std. Qty.
890-MC	14/2 (.475")	12/2 (.525")	100	1000
891-MC	14/3 (.540")	12/3 (.590")	100	1000

AC/MC Cable Bracket

Positions AC/MC cables. Galvanized steel construction. Convenient slot and hole for attaching to stud with nails or screws.

c UL us File No. E161206

Steel

Catalog Number	AC/MC Cable Range Min.	Max.	Unit Qty.	Std. Pkg.
895-MC	(4) 14/2	(4) 12/3	50	500

One Hole Pipe Straps

Malleable/Aluminum

Used to support rigid conduit and IMC to mounting surface.

c UL us File No. E161206: 901 thru 913

SP File No. LR39354: 900 thru 912

Malleable Iron

Catalog Number	Trade Size	Unit Qty.	Std. Pkg.	Catalog Number	Trade Size	Unit Qty.	Std. Pkg.
900	3/8"	100	1000	906	2"	---	25
901	1/2"	100	1000	907	2 1/2"	---	25
902	3/4"	---	100	908	3"	---	10
903	1"	---	100	909	3 1/2"	---	10
904	1 1/4"	---	50	910	4"	---	10
905	1 1/2"	---	50	912	5"	---	5
				913	6"	---	5

Aluminum

Catalog Number	Trade Size	Unit Qty.	Std. Pkg.	Catalog Number	Trade Size	Unit Qty.	Std. Pkg.
901-AL	1/2"	100	1000	904-AL	1 1/4"	---	50
902-AL	3/4"	---	100	905-AL	1 1/2"	---	50
903-AL	1"	---	100	906-AL	2"	---	25

One Hole Straps

Snap-on type strap used to support flexible metal conduit or AC/MC cable.

File No. E161206

Steel

Catalog Number	Flex Trade Size	AC/MC Cable Range Min.	AC/MC Cable Range Max.	Unit. Qty.	Std. Qty.
900-F	3/8"	12/4 (.560")	10/3 (.610")	100	1000

One Hole Pipe Straps

Steel

Used to support rigid conduit and IMC to mounting surface.

File No. LR39354: 901-S through 903-S

Zinc Plated Steel

Catalog Number	Trade Size	Unit Qty.	Std. Pkg.	Catalog Number	Trade Size	Unit Qty.	Std. Pkg.
901-S	1/2"	50	500	906-S	2"	---	25
902-S	3/4"	50	500	907-S	2 1/2"	---	25
903-S	1"	50	200	908-S	3"	---	25
904-S	1 1/4"	25	100	909-S	3 1/2"	---	10
905-S	1 1/2"	25	100	910-S	4"	---	10

Rigid Nail Straps

Used to secure rigid conduit and IMC to wood.

Zinc Plated Steel

Catalog Number	Trade Size	Unit Qty.	Std. Pkg.
901-NS	1/2"	100	1000
902-NS	3/4"	100	1000
903-NS	1"	100	1000

One Hole EMT Straps

Malleable

Steel

Used to support EMT to mounting surface.

c UL us File No. E161206: 907 thru 910; 921 thru 925

SP File No. LR39354: 907 thru 910; 920-S thru 925-S

Malleable Iron

Catalog Number	Trade Size	Unit Qty.	Std. Pkg.	Catalog Number	Trade Size	Unit Qty.	Std. Pkg.
920	1/2"	100	1000	907	2 1/2"	---	25
921	3/4"	50	500	908	3"	---	10
922	1"	50	500	909	3 1/2"	---	10
923	1 1/4"	---	100	910	4"	---	10
924	1 1/2"	---	100				
925	2"	---	50				

Zinc Plated Steel

Catalog Number	Trade Size	Unit Qty.	Std. Pkg.	Catalog Number	Trade Size	Unit Qty.	Std. Pkg.
920-S	1/2"	100	1000	907-S	2 1/2"	---	25
921-S	3/4"	100	500	908-S	3"	---	25
922-S	1"	50	500	909-S	3 1/2"	---	10
923-S	1 1/4"	---	100	910-S	4"	---	10
924-S	1 1/2"	---	100				
925-S	2"	---	50				

EMT Nail Straps

Nail type strap used to support EMT to mounting surface.

Zinc Plated Steel

Catalog Number	Trade Size	Unit Qty.	Std. Pkg.
920-NS	1/2"	100	1000
921-NS	3/4"	100	1000
922-NS	1"	100	1000

Aluminum – Service Entrance Cable One Hole Straps

Used to support oval service entrance cable to mounting service.

c UL us File No. E30211709

Aluminum

Catalog Number	SE / SEU Cable Size	Unit Qty.	Std. Pkg.
933	3 - 2 to 3	---	200
934	3 - 1/0	---	200
935	3 - 2/0	---	100
936	3 - 3/0 to 4/0	---	100

Clamp Backs

Provides space between conduit and mounting surface, for use with malleable or aluminum straps.

c UL us File No. E161206: 941 thru 950; 9951 thru 9952

Malleable Iron

Catalog Number	Trade Size	Unit Qty.	Std. Pkg.	Catalog Number	Trade Size	Unit Qty.	Std. Pkg.
941	1/2"	50	250	947	2 1/2"	2	10
942	3/4"	50	250	948	3"	2	10
943	1"	25	100	949	3 1/2"	---	5
944	1 1/4"	20	100	950	4"	---	5
945	1 1/2"	10	100	9951	5"	---	5
946	2"	5	50	9952	6"	---	5

Aluminum

Catalog Number	Trade Size	Unit Qty.	Std. Pkg.	Catalog Number	Trade Size	Unit Qty.	Std. Pkg.
941-AL	1/2"	50	250	944-AL	1 1/4"	20	100
942-AL	3/4"	50	250	945-AL	1 1/2"	10	100
943-AL	1"	25	100	946-AL	2"	5	50

Insulator Support Beam Clamps

951

951-S

Single screw beam clamp insulator support with two threaded holes.

c UL us File No. E161206: 951 thru 954

Malleable Iron

Catalog Number	Size	Tap Size (UNC)	Approx. Jaw Opening	Max. Load Lbs.	Unit Qty.	Std. Pkg.
951	1"	1/4 - 20	.750"	125	25	100
952	1 1/2"	5/16 - 18	.670"	300	---	50
953	2"	3/8 - 16	.880"	300	---	50
954	2 1/2"	1/2 - 13	1.03"	300	---	25

Steel

Catalog Number	Size	Tap Size (UNC)	Approx. Jaw Opening	Max. Load Lbs.	Unit Qty.	Std. Pkg.
951-S	1"	1/4 - 20	.750"	75	25	100
953-S	2"	3/8 - 16	.875"	200	---	50

Conduit Clamps

Right Angle Type

Edge Type

Parallel Type

Used to secure conduit perpendicular to beam or channel.
For rigid and IMC conduit.

c UL us File No. E161206: All except 989 and 990

Malleable Iron – Right Angle Type

Catalog Number	Trade Size	Unit Qty.	Std. Pkg.	Catalog Number	Trade Size	Unit Qty.	Std. Pkg.
961	1/2"	10	50	966	2"	5	25
962	3/4"	10	50	967	2 1/2"	5	25
963	1"	10	50	968	3"	5	25
964	1 1/4"	10	50	969	3 1/2"	5	25
965	1 1/2"	5	25	970	4"	1	15

Malleable Iron – Edge Type

Catalog Number	Trade Size	Unit Qty.	Std. Pkg.	Catalog Number	Trade Size	Unit Qty.	Std. Pkg.
971	1/2"	10	50	975	1 1/2"	5	25
972	3/4"	10	50	976	2"	5	25
973	1"	10	50	977	2 1/2"	5	25
974	1 1/4"	10	50	978	3"	5	25

Malleable Iron – Parallel Type

Catalog Number	Trade Size	Unit Qty.	Std. Pkg.	Catalog Number	Trade Size	Unit Qty.	Std. Pkg.
981	1/2"	10	50	986	2"	5	25
982	3/4"	10	50	987	2 1/2"	5	25
983	1"	10	50	988	3"	5	25
984	1 1/4"	10	50	989	3 1/2"	5	25
985	1 1/2"	5	25	990	4"	1	15

Two Hole Service Entrance Straps

Used to support oval service entrance cable, types SE and SEU, to mounting surface.

Zinc Plated Steel

Catalog Number	SE / SEU Cable Size	Unit Qty.	Std. Pkg.
1881-SE	3 - 8, 6, 4	100	1000
1882-SE	3 - 3, 2	50	500
1883-SE	3 - 1, 0, 1/0, 2/0	50	500
1884-SE	3 - 3/0, 4/0	50	500

Two Hole Rigid Pipe Straps

Used to secure rigid conduit or IMC.

c UL us File No. E161206: 1907 thru 1910

CSA File No. LR39354

Zinc Plated Steel

Catalog Number	Trade Size	Unit Qty.	Std. Pkg.	Catalog Number	Trade Size	Unit Qty.	Std. Pkg.
1901	1/2"	250	2500	1906	2"	25	250
1902	3/4"	150	1500	1907	2 1/2"	25	100
1903	1"	100	1000	1908	3"	20	80
1904	1 1/4"	50	500	1909	3 1/2"	15	60
1905	1 1/2"	50	500	1910	4"	10	40

Two Hole EMT Pipe Straps

Used to support EMT to mounting surface.

c UL us File No. E161206: 1907 thru 1910

CSA File No. LR39354: 1920 thru 1925

Zinc Plated Steel

Catalog Number	Trade Size	Unit Qty.	Std. Pkg.	Catalog Number	Trade Size	Unit Qty.	Std. Pkg.
1907	2 1/2"	25	100	1920	1/2"	250	2500
1908	3"	20	80	1921	3/4"	200	2000
1909	3 1/2"	15	60	1922	1"	100	1000
1910	4"	10	40	1923	1 1/4"	50	500
				1924	1 1/2"	50	500
				1925	2"	25	250

Conduit Hangers With Bolt & Nut

Used to secure EMT or rigid conduit to threaded rod, insulator supports, or directly to mounting surface.

Zinc Plated 304 Stainless Steel

Catalog Number	Trade Size	Rigid Size	EMT Size	Std. Pkg.
2100-S	0	3/8" & 1/2"	1/2"	100
2110-S	1	3/4"	3/4"	100
2120-S	2	1"	1"	100
2125-S	2 1/2	---	1 1/4"	50
2130-S	3	1 1/4"	1 1/2"	50
2140-S	4	1 1/2"	---	50
2150-S	5	2"	2"	50
2160-S	6	2 1/2"	2 1/2"	25
2170-S	7	3"	3"	25
2180-S	8	3 1/2"	3 1/2"	10
2190-S	9	4"	4"	10

Conduit Hangers

Used to secure EMT or rigid conduit to threaded rod, insulator supports, or directly to mounting surface. 2100-BN thru 2140-BN come with carriage bolt and nut. All others have 2-way slotted/Phillips bolt with integral threads.

c UL us File No. E161206

Zinc Plated Steel with Bolt

Catalog Number	Trade Size	Rigid Size	EMT Size	Std. Pkg.
2100	0	3/8" & 1/2"	1/2"	100
2110	1	3/4"	3/4"	100
2120	2	1"	1"	100
2125	2 1/2	---	1 1/4"	50
2130	3	1 1/4"	1 1/2"	50
2140	4	1 1/2"	---	50

Zinc Plated Steel with Bolt & Nut

Catalog Number	Trade Size	Rigid Size	EMT Size	Std. Pkg.
2100-BN	0	3/8" & 1/2"	1/2"	100
2110-BN	1	3/4"	3/4"	100
2120-BN	2	1"	1"	100
2125-BN	2 1/2	---	1 1/4"	50
2130-BN	3	1 1/4"	1 1/2"	50
2140-BN	4	1 1/2"	---	50
2150	5	2"	2"	50
2160	6	2 1/2"	2 1/2"	25
2170	7	3"	3"	25
2180	8	3 1/2"	3 1/2"	10
2190	9	4"	4"	10

Tubing and Coaxial Straps



Used to support tubing and coaxial cable to mounting surface.

Zinc Plated Steel

Catalog Number	Trade Size	Unit Qty.	Std. Pkg.
CC-25	1/4"	100	1000
CC-31	5/16"	100	1000
CC-37	3/8"	100	1000

Cable Supports

NMCB-1

NMCB-3

NMCB-1 positions and supports nonmetallic and AC/MC cable. Also suitable for use with low voltage cabling to 3/8" diameter. Furnished with (2) No. 8 screws for use on wood or steel stud. Complies with NEC Articles 300.4(D) and 320.23(B). Patented.

NMCB-3 is provided with nails for use on wood studs or 3/4" thick furring strips to position and support AC/MC cables. May also be attached to metal studs or enclosures, or concrete block with No. 6 round head screws. Mounts in either horizontal or vertical direction. Low profile design and unique dimpled slots prevent accidental removal of cables. Patented.

c UL File No. E161206

Polypropylene

Catalog Number	Cable Range Min.	Cable Range Max.	Unit Qty.	Std. Pkg.
NMCB-1	(6) 14/2	(6) 10/3 NM-B	25	100
	Or			
	(4) 14/2	(4) 12/2 AC/MC		
NMCB-3	(5) 14/2	(5) 10/3 AC/MC	25	100

Cable Supports

NMCB-2 is provided with a nail for use on wood studs or 3/4" thick furring strips to position nonmetallic sheath cable. Capable of positioning nonmetallic cables in each of three rectangular slots. May also be used with low voltage cable. Low profile design and unique self-locking fingers prevent accidental removal of cables. Grooved nail for extra gripping with stud. Patented.

c UL File No. E161206

Polypropylene

Catalog Number	Nonmetallic Cable Range		Unit Qty.	Std. Pkg.
NMCB-2	(1) 14/2 (in each slot) (2) 14/2 (in each slot)	(1) 10/3	25	100

Mighty-Hold® Universal Straps

For AC/MC/MCI-A cable and flexible metal conduit. The US-6171 also supports Jacketed AC/MC/MCi-A. Secures multiple sizes. Patented.

c UL us File No. E161206

Steel

Catalog Number	Hole Size	Flex Trade Size	AC/MC Cable Range Min.	AC/MC Cable Range Max.	Unit Qty.	Std. Pkg.
US-4461	.210"	3/8"	14/2 (.425")	10/3 (.61")	100	1000
US-6171	---	.210"	10/4 (.617")	8/3 (.710")	100	1000

Mighty-Hold® Duplex Universal Straps

c UL us File No. E161206

Steel

Catalog Number	Flex Trade Size	Hole Size	Unit Qty.	Std. Pkg.
USD-4461	3/8"	.210"	100	1000
USD-6171	---	.210"	100	1000

Mighty-Hold® Universal Straps

For PVC jacketed steel MCI-A cable. Suitable for use in wet locations. Supports multiple sizes. Stainless Steel. Patented.

c UL us File No. E161206

Stainless Steel

Catalog Number	Hole Size	Cable Range Min.	Cable Range Max.	Unit Qty.	Std. Pkg.
USS-6171	.210"	12/2 (.55")	10/3 (.71")	100	1000

Mighty-Hold® Universal Clamp Straps

NEW

SOLAR

One piece clamp back and strap secures both cable and conduit. Secures EMT, Rigid, IMC, Metallic Liquid Tight, Nonmetallic Liquid Tight, FMC, and Schedule 40 and Schedule 80 PVC conduit, as well as steel and aluminum AC/MC cable. Patented.

File No. E161206

All UCSC sizes

Zinc Plated Steel

Catalog Number	Trade Size	Unit Qty.	Std. Pkg.
UCS-5075	1/2" - 3/4"	50	250
UCS-75100	3/4" - 1"	50	250
UCS-100125	1" - 1 1/4"	25	100
UCS-125150	1 1/4" - 1 1/2"	--	25
UCS-150200	1 1/2" - 2"	--	25

Polyolefin Coated Steel

Catalog Number	Trade Size	Unit Qty.	Std. Pkg.
UCSC-5075	1/2"-3/4"	50	250
UCSC-75100	3/4"-1"	50	250
UCSC100125	1" - 1 1/4"	25	100
UCSC125150	1 1/4" - 1 1/2"	--	25
UCSC150200	1 1/2" - 2"	--	25

Notes

Notes

Grounding Hubs

Used to secure threaded rigid service entrance conduit to box or enclosure. The locknut has an attached lug that allows for installation of a ground wire. Listed for use in wet locations.

Listed

NEW

Zinc Die Cast

Catalog Number	K.O. Size	Lug Size	Unit Qty.	Std. Pkg.
166-DCG	2"	14 to 1/0	2	20
167-DCG	2 1/2"	14 to 1/0	1	10
168-DCG	3"	14 to 1/0	1	5
169-DCG	3 1/2"	6 to 3/0	1	5
170-DCG	4"	6 to 3/0	1	5

Two Screw Strap Type Connectors

Round Cable

Oval Cable

Used for connecting round or oval service cable to box or enclosure.

File No. E15123 File No. LR39354: 660-DC2, 670-DC2

Zinc Die Cast - Round Cable

Catalog Number	K.O. Size	Round Service Cable Range Min.	Round Service Cable Range Max.	Unit Qty.	Std. Pkg.
660-DC2	3/4"	.680"	.800"	25	250
662-DC2	1"	.850"	1.000"	10	100
664-DC2	1 1/4"	1.090"	1.300"	10	100
665-DC2	1 1/2"	1.187"	1.490"	---	25
666-DC2	2"	1.750"	1.950"	---	25

Zinc Die Cast - Oval Cable

Catalog Number	K.O. Size	Oval Service Cable Range Height	Oval Service Cable Range Width	Unit Qty.	Std. Pkg.
670-DC2	3/4"	.437"	.625"	25	250
672-DC2	1"	.500"	.750"	10	100
674-DC2	1 1/4"	.625"	1.062"	10	100
675-DC2	1 1/2"	.750"	1.250"	---	25
676-DC2	2"	1.062"	1.625"	---	25

Watertight Service Entrance Cable Connectors

Compression type connector which provides watertight seal around service entrance cable.

Zinc Die Cast

Catalog Number	K.O. Size	Grommet Opening Size	Unit Qty.	Std. Pkg.
763-4	1"	.520" x .840"	10	100
763-6	1"	.440" x .700"	10	100
763-8	1"	.406" x .688"	10	100
764-2	1 1/4"	.600" x 1.000"	5	50
764-2N	1 1/4"	.665" x 1.094"	5	50
764-3	1 1/4"	.560" x .950"	5	50
765-2	1 1/2"	.865" x 1.325"	---	25
765-3	1 1/2"	.875" x 1.375"	---	25
766-2	2"	.860" x 1.340"	---	10
766-3	2"	.870" x 1.370"	---	10
766-4	2"	.900" x 1.500"	---	10
766-4N	2"	1.100" x 1.750"	---	10

One & Two Hole Service Entrance Straps

881-SE thru 884-SE

1881-SE thru 1884-SE

Used to support oval service entrance cable, types SE and SEU, to mounting surface.

Zinc Plated Steel - One Hole Straps

Catalog Number	SE / SEU Cable Size	Unit Qty.	Std. Pkg.
881-SE	3, 8, 6, 4	100	1000
882-SE	3, 3, 2	100	1000
883-SE	3, 1, 0, 1/0, 2/0	50	500
884-SE	3/0, 4/0	50	500

Zinc Plated Steel - Two Hole Straps

Catalog Number	SE / SEU Cable Size	Unit Qty.	Std. Pkg.
1881-SE	3 - 8, 6, 4	100	1000
1882-SE	3 - 3, 2	50	500
1883-SE	3 - 1, 0, 1/0, 2/0	50	500
1884-SE	3 - 3/0, 4/0	50	500

Aluminum – Service Entrance Cable One Hole Straps

Used to support oval service entrance cable to mounting service.

Aluminum

Catalog Number	SE / SEU Cable Size	Unit Qty.	Std. Pkg.
933	3 - 2 to 3	---	200
934	3 - 1/0	---	200
935	3 - 2/0	---	100
936	3 - 3/0 to 4/0	---	100

Sill Plates

When used with sealing compound,
sill plates prevent water from entering structure.

Aluminum
With Screws and Sealing Compound

Catalog Number	Service Cable Size	Unit Qty.	Std. Pkg.
938-C	3 - 2	10	100

PVC Without Screws and Sealing Compound

Catalog Number	Service Cable Size	Unit Qty.	Std. Pkg.
938-PVC	3 - 4 to 3 - 0	10	100

Service Entrance LB

Allows access to the interior of a conduit system for inspection, pulling and maintenance. Mounts flush against structure, raintight.

UL File No. E11077

Aluminum

Catalog Number	Trade Size	Unit Qty.	Std. Pkg.
1025	1/2"	5	50
1026	3/4"	5	50
1027	1"	---	20
1028	1 1/4"	---	10
1029	1 1/2"	---	5
1030	2"	---	4
1028-XL	1 1/4"	---	10
1030-XL	2"	1	6

Entrance Caps - Threaded Type

Threaded type entrance cap for rigid conduit or IMC.

File No. E11259: 1201 thru 1210

Aluminum

Catalog Number	Trade Size	Unit Qty.	Std. Pkg.
1201	1/2"	5	50
1202	3/4"	5	50
1203	1"	2	20
1204	1 1/4"	---	10
1205	1 1/2"	---	5
1206	2"	---	5
1207	2 1/2"	---	1
1208	3"	---	1
1209	3 1/2"	---	1
1210	4"	---	1
1211	5"	---	1
1212	6"	---	1

Entrance Cap Hole Sizes:

1201: 4 holes 5/16" dia.
1202: 2 holes 3/8" dia., 3 holes 7/16" dia.
1203: 2 holes 7/16" dia., 3 holes 5/8" dia.
1204: 2 holes 7/16" dia., 3 holes 5/8" dia.
1205: 1 hole 7/16" dia., 2 holes 5/8" dia., 3 holes 3/4" dia.
1206: 1 hole 9/16" dia., 2 holes 3/4" dia., 3 holes 1" dia.
1207: 1 hole 1" dia., 3 holes 7/8" dia., 3 holes 1 5/16" dia.
1208: 3 holes 1 3/4" dia., 4 holes 1 1/8" dia.
1209: 3 holes 1 3/4" dia., 4 holes 1 1/8" dia.
1210: 3 holes 1 3/4" dia., 4 holes 1 1/8" dia.
1211: 4 holes 1 3/4" dia., 2 holes 1 1/8" dia.
1212: 4 holes 1 3/4" dia., 2 holes 1 1/8" dia.

Entrance Caps For Oval Service Entrance Cable

Entrance cap for use with oval service entrance cable.

File No. E15123

Zinc Die Cast

Catalog Number	Oval Service Cable Size	Unit Qty.	Std. Pkg.
1220	3 - 2	5	50

Aluminum

Catalog Number	Oval Service Cable Size	Unit Qty.	Std. Pkg.
1221	3 - 1/0 to 3 - 4/0	---	10

Entrance Cap Hole Sizes:
1220: 2 holes 9/16" dia.
1221: 2 holes 25/32" dia.

Entrance Caps For Oval Service Entrance Cable

Electrical grade rigid PVC entrance cap with galvanized steel mounting bracket and strap for use with oval service entrance cable.

File No. E15123

PVC

Catalog Number	Oval Service Cable Size	Unit Qty.	Std. Pkg.
1240-PVC	2 - 8, 6, 4, 2	5	50
1241-PVC	2 - 1/0, 2/0	---	10
1242-PVC	2 - 3/0, 4/0	---	10

Entrance Caps - Mast Type

Slip-fit screw type entrance cap for rigid conduit or IMC.

File No. E11259

Aluminum / Phenolic Insulator

Catalog Number	Trade Size	Unit Qty.	Std. Pkg.
1246-MT	2" Conduit, 1 1/4" Cap	---	10
1257-MT	2 1/2" Conduit, 2" Cap	---	5

Entrance Cap Hole Sizes:

1246-MT: 2 holes 7/16" dia., 3 holes 5/8" dia.

1257-MT: 1 hole 9/16" dia., 2 holes 3/4" dia., 3 holes 1" dia.

Entrance Caps - Clamp-On Type

Clamp type entrance cap for rigid conduit and IMC.

File No. E11259

Aluminum

Catalog Number	Trade Size	Unit Qty.	Std. Pkg.
1251	1/2"	5	50
1252	3/4"	5	50
1253	1"	---	20
1254	1 1/4"	---	10
1255	1 1/2"	---	5
1256	2"	---	5
1257	2 1/2"	---	1
1258	3"	---	1
1259	3 1/2"	---	1
1260	4"	---	1

Entrance Cap Hole Sizes:

1251: 4 holes 5/16" dia.
1252: 2 holes 3/8" dia., 3 holes 7/16" dia.
1253: 2 holes 7/16" dia., 3 holes 1/2" dia.
1254: 2 holes 7/16" dia., 3 holes 5/8" dia.
1255: 1 hole 7/16" dia., 2 holes 5/8" dia., 3 holes 3/4" dia.
1256: 1 hole 9/16" dia., 2 holes 3/4" dia., 3 holes 1" dia.
1257: 1 hole 1" dia., 3 holes 7/8" dia., 3 holes 1 5/16" dia.
1258: 3 holes 1 3/4" dia., 4 holes 1 1/8" dia.
1259: 3 holes 1 3/4" dia., 4 holes 1 1/8" dia.
1260: 3 holes 1 3/4" dia., 4 holes 1 1/8" dia

PVC Entrance Heads

PVC entrance head for mounting on PVC, rigid, IMC or EMT. Removable EMT adapter sleeve and no-turn square nut allow for fast installation.

File No. E9391

File No. LR74878

PVC

Catalog Number	Trade Size	Unit Qty.	Std. Pkg.
1251-PVC	1/2"	5	50
1252-PVC	3/4"	5	50
1253-PVC	1"	---	20
1254-PVC	1 1/4"	---	10
1255-PVC	1 1/2"	---	5
1256-PVC	2"	---	5

Entrance Caps - Set Screw Type

Set screw type entrance cap for rigid conduit or IMC.
1257-S thru 1260-S also listed for use with EMT.
1253-S thru 1255-S - comes with one screw.
1256-S thru 1260-S - comes with two screws.

UL File No. E11259

Aluminum / Phenolic Insulator

Catalog Number	Trade Size	Unit Qty.	Std. Pkg.
1253-S	1"	---	20
1254-S	1 1/4"	---	10
1255-S	1 1/2"	---	5
1256-S	2"	---	5
1257-S	2 1/2"	---	1
1258-S	3"	---	1
1259-S	3 1/2"	---	1
1260-S	4"	---	1

Entrance Cap Hole Sizes:

1253-S: 2 holes 7/16" dia., 3 holes 1/2" dia.
1254-S: 2 holes 7/16" dia., 3 holes 5/8" dia.
1255-S: 1 hole 7/16" dia., 2 holes 5/8" dia., 3 holes 3/4" dia.
1256-S: 1 hole 9/16" dia., 2 holes 3/4" dia., 3 holes 1" dia.
1257-S: 1 hole 1" dia., 3 holes 7/8" dia., 3 holes 1 5/16" dia.
1258-S: 3 holes 1 3/4" dia., 4 holes 1 1/8" dia.
1259-S: 3 holes 1 3/4" dia., 4 holes 1 1/8" dia.
1260-S: 2 holes 1 1/8" dia., 4 holes 1 3/4" dia.

Mast Kits

Service entrance mast kits provide an assortment of mast components for installing overhead service drops. Use for both residential and commercial buildings that utilize conduit.

Catalog Number	Description Contents	Unit Qty.	Std. Pkg.
MK-10020	2" Service Entrance Kit (125-150-200 AMP) • Service Head (Cat 1256) • Roof Flashing (Cat RF-200) • Porcelain Wire Holder (Cat MWH-1) • 2" Rigid Pipe Strap (2 pcs.) (Cat 1906)	---	1
MK-20025	2-1/2" Service Entrance Kit (125-150-200 Amp) • Service Head (Cat 1257-MT) • Roof Flashing (Cat RF-250) • Conduit Support (2 pcs) • Porcelain Wire Holder (Cat MWH-1)	---	1

Mogul Conduit Bodies

MLB-44 THROUGH MLB-46

MLB-47 THROUGH MLB-50

Allows larger access to the inside of a raceway for wire pulling. Raintight.

UL File No. E11077

c UL us File No. E11077: MLB-47 thru MLB-50

Aluminum

Catalog Number	Trade Size	Unit Qty.	Std. Pkg.	Dim A	Dim B	Dim C
MLB-44	1 1/4"	---	5	3 1/2"	3"	9 1/2"
MLB-45	1 1/2"	---	2	5 1/8"	4"	14 1/2"
MLB-46	2"	---	2	5 1/8"	4"	14 1/2"
MLB-47	2 1/2"	---	1	10 1/2"	8 11/16"	22 3/4"
MLB-48	3"	---	1	10 1/2"	8 11/16"	22 3/4"
MLB-49	3 1/2"	---	1	12"	10"	29 1/8"
MLB-50	4"	---	1	12"	10"	29 1/8"

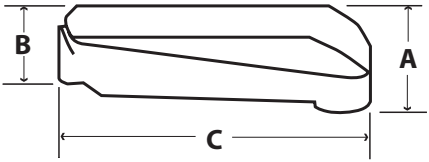

Roof Flashings



RF-125 thru RF-250



RFN-125 thru RFN-400

Galvanized – for use with galvanized, plastic, or cast iron electrical service mast. Fits flats to 40º. Neoprene – for use with copper, cast iron, galvanized, or plastic pipe. Fits up to 45º angle, not recommended for hot-mopped or built-up roofs.

Galvanized

Catalog Number	Trade Size	Unit Qty.	Std. Pkg.
RF-125	1 1/4"	---	25
RF-150	1 1/2"	---	25
RF-200	2"	---	25
RF-250	2 1/2"	---	25

Neoprene

Catalog Number	Trade Size	Unit Qty.	Std. Pkg.
RFN-125	1 1/4"-1 1/2"	---	12
RFN-200	2"	---	12
RFN-250	2 1/2"	---	12
RFN-300	3"	---	12
RFN-400	4"	---	12

Porcelain Wire Holders

RWH-1: Reinforced type wire holder with 3/8" lag screw 2 1/2" long.
MWH-1: Clamp-on adjustable wire holder for 1 1/4", 1 1/2", 2", 2 1/2" and 3" service entrance mast.

Porcelain

Catalog Number	Trade Size	Unit Qty.	Std. Pkg.
RWH-1	---	---	50
MWH-1	1 1/4" - 3"	---	20

Wedge Grip Clamps

For reducing strain and sagging of overhead type ACSR service entrance cables. Place service entrance cable into shell, slide wedge forward and secure in place. Hook stainless steel bail onto lag, or similar mounting device, on building structure. Maximum load is 1000 lbs.

Aluminum

Catalog Number	Trade Size	Unit Qty.	Std. Pkg.
WGC-1	6 - 4	25	100
WGC-2	4 - 1/0	10	40
WGC-3	2/0 - 4/0	10	40

Service Entrance Kits

Service entrance kits provide an assortment of components for electrical service installation.

NEW

SE-KIT200

Catalog Number	Description	Unit Qty.	Std. Pkg.
SE-KIT100	100 Amp SE Cable Kit • Service Head (1240-PVC) • Water Tight Connector (764-2N) • Duct Seal (DS-100) • Sill Plate (938-C) • (2) SE Connectors (674-DC2) • (12) 1 Hole Straps (882-SE) • (2) Ground Clamps (1308-DC) • (2) Ground Rod Clamps (GRC-63)	---	1
SE-KIT200	200 Amp SE Cable Kit • Service Head (1242) • Water Tight Connector (766-3) • Duct Seal (DS-100) • Sill Plate (940-C) • (2) SE Connectors (676-DC2) • (10) 2 Hole Straps (1884-SE) • (2) Ground Clamps (1308-DC) • (2) Ground Rod Clamps (GRC-63)	---	1

Notes

Notes

Red® Fire Alarm Connectors

Set screw connector used to join EMT to box or enclosure. Color coded red to match EMT for easy identification. Use with red EMT for emergency circuits, fire alarm and security system applications. Concrete-tight. Furnished with Tri-Drive slot/Phillips/Robertson head screws. Patented.

c UL us File No. E24001

Steel

Catalog Number	Trade Size	Unit Qty.	Std. Pkg.	Catalog Number	Trade Size	Unit Qty.	Std. Pkg.
230-SR	1/2"	50	500	234-SR	1 1/2"	10	60
231-SR	3/4"	25	250	235-SR	2"	5	30
232-SR	1"	25	250	236-SR	2 1/2"	2	10
233-SR	1 1/4"	20	12	237-SR	3"	2	10

Red Fire Alarm Boxes

New red steel fire alarm boxes to meet visual identification requirements for fire alarm installations. Available in a variety of sizes to accommodate both old and new work requirements. Provides positive visual identification and can withstand the harshest environmental conditions. Patented.

c UL us File No. E24001

Steel

Catalog Number	Description	Mounting Bracket	Each Side Conduit
FA-400	1 1/2" deep drawn box 4-square	No	(2) 1/2" (1) 3/4"
FA-401	2 1/8" deep welded box 4-square	No	(2) 1/2" (1) 1/2" & 3/4"
FA-402	2 1/8" deep welded box 4-square	CV	(2) 1/2" (1) 1/2" & 3/4"
FA-403	Flat 4-square cover	No	N/A
FA-404	2 1/8" deep welded 4-square extension ring	No No	(2) 1/2" (1) 1/2" & 3/4"
FA-411	2 1/8" deep welded box 4 11/16" square	No	(3) 1/2"& 3/4"

Red® Fire Alarm Couplings

Set screw coupling used to join two lengths of EMT. Color coded red to match EMT for easy identification. Use with red EMT for emergency circuits, fire alarm and security system applications. Concrete-tight. Furnished with Tri-Drive slot/Phillips/Robertson head screws. Patented.

c UL us File No. E24001

Steel

Catalog Number	Trade Size	Unit Qty.	Std. Pkg.	Catalog Number	Trade Size	Unit Qty.	Std. Pkg.
240-SR	1/2"	50	500	244-SR	1 1/2"	10	60
241-SR	3/4"	25	250	245-SR	2"	5	30
242-SR	1"	20	200	246-SR	2 1/2"	2	10
243-SR	1 1/4"	15	90	247-SR	3"	2	10

Each End Conduit	Bottom Conduit	Cu In. Capacity	Unit Qty.	Std. Pkg.
(2) 1/2" (1) 3/4"	(3) 1/2" (2) 3/4"	21.0	---	50
(2) 1/2" (1)1/2' & 3/4"	(3) 1/2" (2) 1/2" & 3/4"	30.3	---	50
(2) 1/2" (1) 1/2" & 3/4"	(3) 1/2" (2) 1/2' & 3/4"	30.3	---	50
N/A	N/A	N/A	---	50
(2) 1/2" (1) 1/2" & 3/4"	N/A	30.3	---	50
(3) 1/2" & 3/4"	(3) 1/2" (2) 1/2' & 3/4"	42.0	---	50

Insulator Support Beam Clamps

951

951-S

Single screw beam clamp insulator support with two threaded holes.

c UL us File No. E161206: 951 thru 954

Malleable Iron

Catalog Number	Size	Tap Size (UNC)	Approx. Jaw Opening	Max Load Lbs.	Unit Qty.	Std. Pkg.
951	1"	1/4-20	.750"	125	25	100
952	1 1/2"	5/16-18	.670"	300	---	50
953	2"	3/8-16	.880"	300	---	50
954	2 1/2"	1/2-13	1.03"	600	---	25

Steel

Catalog Number	Size	Tap Size (UNC)	Approx. Jaw Opening	Max Load Lbs.	Unit Qty.	Std. Pkg.
951-S	1"	1/4-20	.750"	75	25	100
953-S	2"	3/8-16	.875"	200	---	50

Knockout Insulating Bushings

Converts metallic box rough edged holes to smooth insulated holes for protection of electrical, voice, data and video cables.

File No. LR24719

File No. E240912: 9791 thru 9796

Plastic Rated 105°C

Catalog Number	K.O.	K.O. Dia.	Unit Qty.	Std. Pkg.
9791	1/2"	.875"	100	1000
9792	3/4"	1.109"	100	1000
9793	1"	1.375"	50	500
9794	1 1/4"	1.734"	50	500
9795	1 1/2"	1.984"	25	250
9796	2"	2.469"	20	100
9797	2 1/2"	2.969"	20	100

Stud Bushings

Protects wire insulation from abrasion in metal studs. Bushing allows smooth wire pulling. Used for all pre-punched shaped holes.

File No. E11259

Polypropylene

Catalog Number	Unit Qty.	Std. Pkg.
9882	50	500

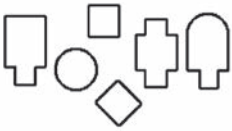

Bridle Rings

BR BRI BRW BRWI

Steel bridle rings provide support for voice, data, or video cables. Open loop end allows easy insertion of cables. Machine thread style for use with beam clamps or other clamping devices. Wood style rings are threaded for easy assembly into pre-drilled holes.

UL File No. E161206: BRI-150, BRI-200, BRWI-150 & BRWI-200

Zinc Plated Threaded Bridle Rings

Catalog Number	Trade Size	Thread	Unit Qty.	Std. Pkg.
BR-150	1 1/2"	1/4 - 20	---	100
BR-200	2"	1/4 - 20	---	100
BR-400	4"	1/4 - 20	---	50

Zinc Plated Threaded Bridle Rings / Plastic Insulator

Catalog Number	Trade Size	Thread	Unit Qty.	Std. Pkg.
BRI-150	1 1/2"	1/4 - 20	---	50
BRI-200	2"	1/4 - 20	---	50

Zinc Plated Bridle Rings For Wood

Catalog Number	Trade Size	Hole Size	Unit Qty.	Std. Pkg.
BRW-150	1 1/2"	1/8"	---	100
BRW-200	2"	1/8"	---	100

Zinc Plated Bridle Rings For Wood / Plastic Insulator

Catalog Number	Trade Size	Hole Size	Unit Qty.	Std. Pkg.
BRWI-150	1 1/2"	1/8"	---	50
BRWI-200	2"	1/8"	---	50

Electrical Box Extender / Insulator

BXE-100

BXE-300

For use with most metallic or nonmetallic electrical boxes to extend box face. Simply slide non-conductive extender into box to correct setbacks up to 1". May also be used as an insulating barrier between metallic box and device. Extender / Insulator does not require trimming and is completely hidden by faceplate. Complies with NEC Article 314.20. Patented.

Available in single gang BXE-100, duplex BXE-200 or round BXE-300 configurations.

UL File No. E216710

PVC

Catalog Number	Unit Qty.	Std. Pkg.
BXE-100	25	100
BXE-200	---	25
BXE-300	---	25

Tubing and Coaxial Straps



Used to support tubing and coaxial cable to mounting surface.

Zinc Plated Steel

Catalog Number	Trade Size	Unit Qty.	Std. Pkg.
CC-25	1/4"	100	1000
CC-31	5/16"	100	1000
CC-37	3/8"	100	1000

Distribution Rings

For support of communication cables. May be mounted in horizontal or vertical position. Enclosed design. All rings have four mounting holes.

Aluminum

Catalog Number	Trade Size	Mounting Screw Size	Unit Qty.	Std. Pkg.
DR-200	2"	No. 10	10	40
DR-300	3"	No. 10	10	20
DR-500	5"	No. 10	---	10

Communications / Data Plate Mounting Bracket (Old Work)

Eliminates need for outlet box. Provides mounting base for securing communication or data line face plates. Mounts standard low voltage outlets and plates (Class 2 only). Hardware included.

Zinc Plated Steel

Catalog Number	Unit Qty.	Std. Pkg.
LVB-1	10	100

Cable Supports

NMCB-1

Positions and supports nonmetallic and AC/MC cables. Also suitable for use with low voltage cabling to 3/8" diameter. Furnished with (2) No. 8 screws for use on wood or steel stud. Complies with NEC Articles 300.4(D) and 320.23(B). Patented.

c UL File No. E161206

NMCB-2

NMCB-2 is provided with a nail for use on wood studs or 3/4" thick furring strips to position nonmetallic sheath cable. Capable of positioning a nonmetallic cable in each of three rectangular slots. May also be used with low voltage cable. Low profile design and unique self-locking fingers prevent accidental removal of cables. Grooved nail for extra gripping with stud. Patented.

c UL File No. E161206

PVC

Catalog Number	Cable Range Min.	Cable Range Max.	Unit Qty.	Std. Pkg.
NMCB-1	(6) 14/2	(6) 10/3 NM-B	25	100
	Or			
	(4) 14/2	(4) 12/2 AC/MC		
NMCB-2	(1) 14/2	(1) 10/3 NM-B	25	100
	Or			
	(2) 14/2 (in each slot)	(2) 14/2 NM-B		

Cable Stacker

For use on steel or wood studs to support nonmetallic sheath, communication, and data cables. Furnished with nail for wood stud. Use No. 8 x 1/2" self-tapping sheet metal screw for steel stud. Complies with NEC Articles 300-4(D) and 320.23(B). Patented.

c UL us File No. E161206

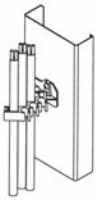

Metal Stud

Wood Stud

Polypropylene

Catalog Number	Unit Qty.	Std. Pkg.
NMWH-43	25	100

CABLE RANGES:

Data / Communication Cable

Oval Openings:	1 or 2	.06" to .20" diameter
	1	.20" to .32" diameter
Round Openings:	1	.16" to .50" diameter

Nonmetallic Sheath Cable

Oval Openings:	1 or 2	14/2 AWG
	1 or 2	12/2 AWG
	1	10/2 AWG
Round Openings:	1	14/3 AWG
	1	12/3 AWG
	1	10/3 AWG

Insulating Bushing

EMT bushing insulates telephone, computer, video and other low voltage wiring from sharp edges of EMT. Complies with NEC Article 300-15(c).

Polyethylene - 90°C

Catalog Number	Trade Size	Unit Qty.	Std. Pkg.
TWB-51	1/2"	100	1000
TWB-52	3/4"	50	500
TWB-53	1"	25	250
TWB-54	1 1/4"	25	250
TWB-55	1 1/2"	---	100
TWB-56	2"	---	50
TWB-57	2 1/2"	---	25
TWB-58	3"	---	25
TWB-59	3 1/2"	---	25
TWB-60	4"	---	25

Filler Plug

For use with Bridgeport Push in, Set Screw, and Saddle Type Connectors, when installing the fitting but not installing cable immediately. Meant to keep foreign objects out of your electrical system. Patented.

Nylon - 90°C

Catalog Number	Trade Size	Unit Qty.	Std. Pkg.
A-FILPLG	3/8"	100	1000

Jack Chain

701

703

Maximum safe load is 25 lbs.
Catalog 703 provided in convenien 300' bucket.

Steel

Catalog Number	Size	Description	Std. Pkg.
701	#12	100' Spool	800'
703	#12	300' Bucket	300'

"S" Hooks

Maximum safe load is 25 lbs.

Steel

Catalog Number	Size	Unit Qty.	Std. Pkg.
705	1 1/4"	100	1000

Safety Plates

Protects cable running through wooden studs from nails and screws.

UL File No. E161206

Galvanized Steel

Catalog Number	Unit Qty.	Std. Pkg.
732-SP	100	500

Anti-Short Bushings "Redhead"

"Redheads" prevent damage to wire insulation when placed between the wire and armored sheath.

UL File No. E11259

CSA Certified LR24719M5

Polyethylene - 90°C

Catalog Number	Trade Size	AC/MC Cable Size	Flex Trade Size	Unit Qty.	Std. Qty.
1000	0	14/2, 14/3, 12/2	5/16"	50	7000
1001	1	14/4, 12/3, 6/1, 4/1	3/8"	50	3500
1002	2	12/4, 10/2, 10/3, 2/1	---	50	7000
1003	3	10/4, 8/2, 8/3, 1/1	1/2"	20	2000
1004	4	8/4, 6/2, 6/3 4/2, 4/3, 6/4	3/4"	20	1600
1005	5	---	1"	25	100
1006	6	---	1 1/4"	10	40
1007	7	---	1 1/2"	10	40
1008	8	---	2" - 2 1/2"	10	40

Box Connectors

Used as a raceway between two boxes.

UL File No. E11259

CSA File No. LR39354

Zinc Die Cast

Catalog Number	Trade Size	Unit Qty.	Std. Pkg.
1191-DC2	1/2"	50	500

Knockout Plugs

Steel

Plastic

To cap unused knockout holes in box or enclosure.

Zinc Plated Steel

Catalog Number	Trade Size	Unit Qty.	Std. Pkg.
1691	1/2"	100	1000
1692	3/4"	100	1000
1693	1"	50	500
1694	1 1/4"	50	200
1695	1 1/2"	50	200
1696	2"	20	200

Plastic

Catalog Number	Trade Size	Unit Qty.	Std. Pkg.
9891	1/2"	100	1000
9892	3/4"	100	1000
9893	1"	50	500
9894	1 1/4"	50	500
9895	1 1/2"	25	250
9896	2"	20	100

Box Supports

Use to support FS box, outdoor lighting fixture, or similar devices, per NEC Article 370-23 requirements. Tapered threads (NPT) provide raintight seal. Simply assemble box support onto the box or fixture and fasten to steel rigid conduit or water pipe driven into the ground.

c UL us File No. E161206: BS-050

Zinc Die Cast

Catalog Number	Trade Size	Unit Qty.	Std. Pkg.
BS-050	1/2"	25	100
BS-075	3/4"	25	100

Electrical Box Extender / Insulator

BXE-100

BXE-300

For use with most metallic or nonmetallic electrical boxes to extend box face. Simply slide non-conductive extender into box to correct setbacks up to 1". May also be used as an insulating barrier between metallic box and device. Extender / Insulator does not require trimming and is completely hidden by faceplate. Complies with NEC Article 314.20. Patented.

UL File No. E216710

Available in single gang BXE-100, duplex BXE-200 or round BXE-300 configurations.

PVC

Catalog Number	Trade Size	Std. Pkg.
BXE-100	25	100
BXE-200	---	25
BXE-300	---	25

Dome Light Stations

Used to indicate the need for personal assistance in nursing homes, health care facilities, bathrooms and other areas where people frequent. Stations are provided with both red and white domes. Simply discard the dome that is not intended for use. Units are available with and without an audible buzzer in both 24VAC and 120VAC. They may be purchased as standalone stations or as call for aid packages. All units feature 2 internal lamps and a stainless steel faceplate.

c UL us File No. E313390

Catalog Number	Description	Dome Color
CA-DL-24	24VAC dome light only	White or Red
CA-DL-120	120VAC dome light only	White or Red
CA-DLB-24	24VAC dome light with buzzer	White or Red
CA-DLB-120	120VAC dome light with buzzer	White or Red
CA-100-24	24VAC dome light, pull switch and transformer	White or Red
CA-100-120	120VAC dome light and pull switch	White or Red
CA-101-24	24VAC dome light with buzzer, pull switch and transformer	White or Red
CA-101-120	120VAC dome light with buzzer and pull switch	White or Red

Pull Cord Station

Provides for emergency call activation by pulling the supplied nylon cord downward. The call is reset at the station by simply pushing the activation switch upward. The station mounts in a standard single gang box. The units' stainless steel faceplate is marked "Emergency Pull For Help". 6 amps at 125VAC. DPST Switch.

c UL us File No. E313390

Catalog Number	Description	Mounting
CA-PS	Pull Cord Station	Single Gang Box

Duct Seal

Used to seal around boxes, flashings and service entries. #1003 asbestos-free sealing compound is pliable, non-corrosive to metals and can be painted. For both indoor and outdoor use.

File No. R14730

Catalog Number	Slug Size	Std. Pkg.
DS-100	1 lb.	50 Slugs
DS-500	5 lb.	10 Slugs

Firestop

A water-based, non-corrosive, non-toxic, odorless quality intumescent. The FS-1000 is rated 3000°F for 8 hours. Adheres to most construction materials including ceramics, composites, masonry, metal, plastic and wood. Can be safely removed with soap and water prior to curing. Paintable and sandable. Refer to www.bptfittings.com for installation instructions.
Classified by Underwriters Laboratories as a non-combustible product in compliance with zero flame and zero smoke index.

c UL us File No. R25422

Zinc Plated Steel

Catalog Number	Cartridge Size	Unit Qty.	Std. Pkg.
FS-1000	10.5 fluid ounces	1	12

Door Light Switches

All purpose electric door switches for use anywhere that lights are turned on and off automatically by the opening and closing of a door. Units may be wired either normally open or normally closed. The units are shipped normally closed. The switch mounts using the 3" (76mm) on center mounting holes.

Units may be used on sliding or on hinged doors. Typical applications include closet doors, walk-in refrigerators, vault and photo labs. Models available for standard or narrow construction; refer to www.bptfittings.com for dimensions.

UL Listed.

Catalog Number	Description	Finish
PB-301	Standard Door Light Switch	Painted Brass
PB-301N	Narrow Construction Door Light Switch	Painted Brass

Roof Flashings

RF-125 thru RF-250

RFN-125 thru RFN-400

Galvanized – for use with galvanized, plastic, or cast iron electrical service mast. Fits flats to 40º. Neoprene – for use with copper, cast iron, galvanized, or plastic pipe. Fits up to 45º angle, not recommended for hot-mopped or built-up roofs.

Galvanized

Catalog Number	Cartridge Size	Unit Qty.	Std. Pkg.
RF-125	1 1/4"	----	25
RF-150	1 1/2"	----	25
RF-200	2"	----	25
RF-250	2 1/2"	----	25

Neoprene

Catalog Number	Cartridge Size	Unit Qty.	Std. Pkg.
RFN-125	1 1/4" - 1 1/2"	----	12
RFN-200	2"	----	12
RFN-250	2 1/2"	----	12
RFN-300	3"	----	12
RFN-400	4"	----	12

Swivel Fixture Hangers

SFS-75

SFR-75

Ball type swivel fixture covers for mounting pendant or fluorescent lighting fixtures to box. For lamps up to 50 lbs. maximum and 20° maximum swing from vertical. Tapped for use with 3/4" thread and furnished with 3/4" x 1/2" steel reducing bushing. Slotted cover holes for easy assembly to box. Malleable iron swivel, steel cover.

c UL us Recognized File No. E235970

4" Square Box Cover

Catalog Number	Trade Size	Unit Qty.	Std. Pkg.
SFS-75	3/4"	1	10

4" Square Box Cover

Catalog Number	Trade Size	Unit Qty.	Std. Pkg.
SFR-75	3/4"	1	10

Class 2 Signaling Transformers

T-601



T-602, T-603, T-604

Low cost, highly reliable transformers that provide convenient low voltage power for a variety of commercial, residential and industrial purposes. All primary leads are pre-stripped for quick connection. Units mount in a standard 1/2" (13mm) knockout or surface mount using the provided locknut or clamp. The T-601 uses a standard locknut. The T-602, T603 and T-604 use an integral clamp. These transformers may be safely mounted in both plastic and metal back boxes.

The T-601 is ideal for doorbells, chimes and other light duty applications. The T-602, T-603 and T-604 offer higher power for longer wire runs.

Listed File No. E208949

Certified

Catalog Number	Primary	Secondary Volts	Secondary VA
T-601	120VAC	16	10
T-602	120VAC	8	10
		16	10
		24	20
T-603	120VAC	8	20
		16	20
		24	30
T-604	120VAC	24	40

Notes

Notes

HOW TO USE THIS GUIDE

This guide has been developed as an easy to use, technical reference for specifiers, contractors, and inspection authorities. It is intended for use as a guide in the selection of electrical fittings manufactured by Bridgeport Fittings, Inc. Do not use this manual as an interpretation of the National Electrical Code or local regulations. Always consult your local electrical inspector for requirements in your area.

Underwriters Laboratories, Canadian Standards Association, and Federal Specifications are current at time of publication, but are subject to change without prior notice. Current listings are noted on the smallest unit carton label. Look for the appropriate logo.

Due to ongoing product improvements or code changes, specifications and dimensions are subject to change without prior notice. For current product dimensions, consult our on-line catalog at www.bptfittings.com, or contact us.

For further assistance regarding information included in this guide, please call our Engineering Department at 203.377.5944.

DETAILED STANDARDS

The standards by which conduit fittings are manufactured are maintained on a current basis at the Bridgeport factory. (See Appendix IV)

All questions relating to the application of these standards are welcomed. Included are relevant Underwriters' laboratories standards, Federal Specifications, and ASTM and ANSI Standards. See Appendix I, II, & III to determine the applicability of appropriate CSA, UL, NEMA, and Federal Specifications identification, standard and file numbers.

NEC REFERENCES

National Electrical Code articles are referenced here. Included are those parts pertaining directly to use of fittings supplied by Bridgeport, together with those parts pertaining to conduits and cables for which such fittings are designed.

If you or your specifying engineers have any further questions about the application or interpretation of the NEC installations involving Bridgeport fittings, please call Bridgeport's engineering department.

Occasionally, contractors can make use of factory personnel or other resources to permit the use or substitution of Bridgeport for a specified brand or material of construction. This may enable you to standardize floor and truck inventories in order to simplify material specification and inventory investment.

DISSIMILAR METALS

The NEC requires, where applicable, dissimilar metals in contact anywhere in the system shall be avoided to eliminate the possibility of galvanic action (NEC Articles 110.14 & 250.70), Steel EMT, steel rigid conduit, steel straps and hangers, and steel outlet and junction boxes are almost universally plated or coated with zinc or other corrosion inhibitor. Wherever Bridgeport's fittings come in contact with these raceway components, similar metals are touching, since the fittings themselves are constructed of zinc or have zinc-plated steel parts. Use of our products in the application for which they are designed, will be compliant to this requirement.

APPENDIX I Listing File Numbers

CATEGORY
Armored Cable Connectors, Type AC
Armored Cable Connectors, Type AC Certified for Canada
Caulking and Sealants Certified for Canada
Caulkings and Sealants
Conduit and Cable Hardware
Conduit and Cable Hardware Certified for Canada
Conduit Fittings
Conduit Fittings Certified for Canada
Conduit Fittings Certified for Canada
Conduit Fittings for Use in Hazardous Locations
Electrical Metallic Tubing Fittings
Electrical Metallic Tubing Fittings Certified for Canada
Metal-clad Cable Connectors, Type MC
Metallic Outlet Boxes
Metallic Outlet Boxes Certified for Canada
Nonmetallic-sheathed Cable Connectors
Optical Fiber/Communications/Signaling/Coaxial Cable Outlet Boxes
Optical Fiber/Communications/Signaling/Coaxial Cable Outlet Boxes Certified for Canada
Outlet Bushings and Fittings
Outlet Bushings and Fittings Certified for Canada
Tape, General Use
Transformers, Class 2 and Class 3
Visual-signal Appliances
Visual-signal Appliances
Visual-signal Appliances Certified for Canada
Visual-signal Appliances Certified for Canada
Wire Connectors and Soldering Lugs

APPENDIX II Listing File Numbers

Class	Class Description
9052-01	INSULATING DEVICES AND MATERIALS-Bushings
4412-01	OUTLET BOXES AND FITTINGS-Bushings, Fittings
4412-02	CONDUIT FITTINGS-Fittings For Metal Conduit
4412-03	CONDUIT FITTINGS - Fittings For-Nonmetallic Conduit
4414-01	FITTINGS-Armored Cable
4414-03	FITTINGS-Electrical Metallic Tubing (EMT) - Steel
4414-05	FITTINGS-Nonmetallic Sheathed Cable
4414-08	FITTINGS-Cable - Hardware
4415-01	STAPLES AND STRAPS-Armored Cable
4415-02	STAPLES AND STRAPS-Conduit
4415-04	STAPLES AND STRAPS-Electrical Metallic Tubing (EMT)
9085-01	AUTHORIZED PACKAGERS OF CSA CERTIFIED PRODUCTS-
4412-02	CONDUIT FITTINGS-Fittings For Metal Conduit
4415-02	STAPLES AND STRAPS-Conduit
4412-02	CONDUIT FITTINGS-Fittings For Metal Conduit
4414-05	FITTINGS-Nonmetallic Sheathed Cable
4418-02	OUTLET BOXES AND FITTINGS-Boxes - For Hazardous Locations
4418-03	CONDUIT FITTINGS-Fittings - For Hazardous Locations

APPENDIX III Bridgeport products listed by Underwriters

Product Group	UL Standard
Rigid & IMC Conduit Bodies	UL-514A
Rigid & IMC Conduit Fittings	UL-514B
EMT Fittings	UL-514B
Liquid Tight Fittings	UL-514B
Portable Cord Fittings	UL-514B
Flexible Metal & AC/MC Cable Fittings	UL-514B
Nonmetallic Cable Fittings	UL-514B
Grounding Fittings	UL-467
Service Entrance Fittings	UL-514B

FILE No.
E20534
E20534
R25422
R25422
E161206
E161206
E191572
E24001
E191572
E312219
E24001
E24001
E191676
E11077
E11077
E11698
E302367
E302367
E11259
E11259
R14730
E308949
E312242
E305841
E312242
E305841

File Number
71053
039354_0_000
039354_0_000
039354_0_000
039354_0_000
039354_0_000
039354_0_000
039354_0_000
039354_0_000
039354_0_000
039354_0_000
052255_0_000
702847
702847
74878
74878
237741
237741

Laboratories & CSA comply with the following specifications:

CSA Standard	NEMA Standard	Federal Specification
C22.2 18.3-04	FB-1	A-A-50563
C22.2 18.3-04	FB-1	A-A-50553
C22.2 18.3-04	FB-1	A-A-50553
C22.2 18.3-04	FB-1	A-A-50552
C22.2 18.3-04	FB-1	A-A-50552
C22.2 18.3-04	FB-1	A-A-50552
C22.2 18.3-04	FB-1	A-A-50552
C22.2 18.3-04	FB-1	A-A-50552
C22.2 18.3-04	FB-1	A-A-50563

APPENDIX IV

Summary of current technical standards maintained on file by Bridgeport Fittings engineering department*:

Governing Body	Standard No.
American National Standards Institute (ANSI)	Z540 NEMA FB 1 ANSI Z1.4-A971
American Society for Testing and Materials (ASTM)	ASTM B86 ASTM B117 ASTM B240 ASTM B633
Canadian Standards Association (CSA)	C22.2 No. 0 C22.2 No.18 C22.2 No. 25 C22.2 No. 30

Governing Body	Standard No.
Underwriters Laboratories, Inc. (UL)	UL 1 UL 3 UL 4 UL 6 UL 62 UL 94V UL 360 UL 467 UL 486A UL 486B UL 514A UL 514B UL 514C UL 651 UL 651A UL 719 UL 746A UL 7468 UL 746C UL 746D UL 797 UL 869 UL 870 UL 886
United States of America Federal Specifications	A-A-50552 A-A-50553 A-A-50563
United States of America Military Specifications	MIL-Q-9858 MIL-I-45208 MIL-C-45662

*** If required, other standards may be obtained as needed.**

APPENDIX V

Bridgeport Fittings, Inc.
Other Raw Material Specifications

Steel, SAE 1050 Series (Fittings, covers, brackets, straps)

Mechanical Properties	
Tensile Strength, Yield (PSI)	45000-90000
Elongation Ultimate %	0-39
Hardness (Rockwell) (varies by temper)	B55 to B90

Plastic, Polypropylene (Insulating Bushings, Metaliners, Insulators, Lock-A-Liners)

Mechanical Properties	
Tensile Strength, Yield (PSI)	3600-4200
Elongation Ultimate %	3-15
Impact Strength Izod, Notched (Ft.-Lb./In.)	2.2
Hardness	R60-R105

Plastic, Polypropylene, High Density (Liquid Tight Gland Seals and Pull Caps)

Mechanical Properties	
Tensile Strength, Yield (PSI)	3400-3800
Elongation Ultimate %	600-900
Impact Strength Izod, Notched (Ft.-Lb./In.)	1.2-2.0
Hardness	D60-70

Plastic, Polypropylene, Medium Density (Liquid Tight Knockout Gaskets, Anti-Short Bushings)

Mechanical Properties	
Tensile Strength, Yield (PSI)	2000
Elongation Ultimate %	200
Impact Strength Izod, Notched (Ft.-Lb./In.)	----
Hardness	D55

Plastic, Electrical Grade Rigid PVC (Box Extenders, device holders)

Mechanical Properties		ASTM Method
Tensile Strength, PSI	6200	D638
Ultimate Elongation, %	150	D638
Flexural Strength, PSI	11900	D790
Flexural Modulus, PSI	435000	D790
Heat Deflection Temp. (1/8" Un-annealed)	158ºF(70ºC)	D648

APPENDIX VI

Bridgeport Fittings, Inc.
Casting Alloy Material Specifications

Die Cast Zinc, Alloy #7 (ZAMAK)

Mechanical Properties (as cast)

Tensile Strength, PSI	41000
Impact Strength - Ft./Lbs. Charpy	40
Brinell Hardness, 500kg 20mm 30 sec	76
Elongation in 2", %	14
Shear Strength, PSI	31000
Compressive Strength	60000
Mod. of Rupture, PSI	95000

Physical Properties

Melting Point (ºF)	728
Density (Lbs./Cu. In.)	.240
Coefficient of Thermal Expansion (uln./In. x 10 - 6 Deg. F)	15.2
Specific Conductivity	.10
Thermal Conductivity (Cal./Sec. Sq.-Cm./Degrees C)	.27
Elec.Conductivity,%Cu Std.	26

Chemical Compositions %

Al	3.5 - 4.3
Mg	.005 - .020
Cu Max.	.25
Fe Max.	.075
Pb Max.	.003
Cd. Max	.002
Sn Max.	.001
Ni	.005 - .020
Zn*	Remainder

*99.99+ % Purity

Note: Zinc base alloy ingot for die casting may contain nickel, chromium, silicon, and manganese in amounts up to their solubility (0.02%, 0 02%, 0 035%, and about 0 5% respectively) at the freezing temperature.

No harmful effects have ever been noted due to the presence of these elements in these concentrations, and therefore analyses are not required for these elements.

Die Cast Zinc, Alloy #3 (ZAMAK)

Mechanical Properties (as cast)

Tensile Strength, PSI	41000
Impact Strength - Ft./Lbs. Charpy	40
Brinell Hardness, 500kg 20mm 30 sec	76
Elongation in 2", %	14
Shear Strength, PSI	31000
Compressive Strength	60000
Mod. of Rupture, PSI	95000

Physical Properties

Melting Point (ºF)	728
Density (Lbs./Cu. In.)	.240
Coefficient of Thermal Expansion (uIn./In. x 10 - 6 Deg. F)	15.2
Specific Conductivity	.10
Thermal Conductivity (Cal./Sec. Sq.-Cm./Degrees C)	.27
Elec.Conductivity,%Cu Std.	26

Chemical Compositions %

Al	3.5 - 4.3
Mg	.020 - .05
Cu Max.	.25
Fe Max.	.10
Pb Max.	.005
Cd. Max	.004
Sn Max.	.003
Ni	–
Zn*	Remainder

*99.99+ % Purity

Note: Zinc base alloy ingot for die casting may contain nickel, chromium, silicon, and manganese in amounts up to their solubility (0.02%, 0 02%, 0 035%, and about 0 5% respectively) at the freezing temperature.

No harmful effects have ever been noted due to the presence of these elements in these concentrations, and therefore analyses are not required for these elements.

APPENDIX VI (continued)

Sand Cast Zinc, Alloy ZA-12

Mechanical Properties (as cast)

Tensile Strength, PSI	40000-45000
Yield Strength .2% Offset, PSI	3000
Elongation in 2", %	1-3
Brinell Hardness	92-96

Physical Properties

Melting Point (ºF)	710-810
Density (Lbs./Cu. In.)	.218
Elec. Conductivity (% IACS)	25

Chemical Compositions %

Al	11
Mg	.02
Cu	.75
Zn	Remainder

Die Cast Aluminum, Alloy 380

Mechanical Properties (as cast)

Tensile Strength, PSI	46000
Yield Strength, PSI	23000
Elongation in 2", %	2.5
Brinell Hardness	80

Physical Properties

Solid temperature Range, (ºF)	1000-1100
Density (Lbs./Cu. In.)	.098
Electrical Conductivity (% IACS)	23

Chemical Compositions %

Si	7.5-9.5
Cu	3.0-4.0
Mg Max.	0.10
Zn Max.	3.0
Fe Max.	2.0
Mn Max.	0.50
Al	Remainder

Sand Cast Malleable Iron, Ferretic

Mechanical Properties (as cast)

Min. Tensile Strength, PSI	50000
Min. Yield Strength, PSI	32000
Min. Elongation in 2", %	10
Brinell Hardness	156

Standards

ASTM Spec. A-47-77	Grade 32510
SAE Spec. J158	Grade M3210

Sand Cast Ductile Iron

Mechanical Properties (as cast)

Min. Tensile Strength, PSI	60000
Min. Yield Strength, PSI	40000
Min. Elongation in 2", %	18

Standards

ASTM A536-80	Grade 32510
MIL-I-11466	Class 6

Sand Cast Yellow Brass

Mechanical Properties (as cast)

Min. Tensile Strength, PSI	38000
Min. Yield Strength, PSI	–
Min. Elongation in 2", %	17

Standards

Commercial Grade

Sand Cast Red Brass (Bronze)

Mechanical Properties (as cast)

Min. Tensile Strength, PSI	37000
Min. Yield Strength, PSI	–
Min. Elongation in 2", %	17

Standards

ASTM B-62-52, B-145-52-4A
MIL-B-16444
SAE 40

APPENDIX VII

UL 797, Recommended Dimensions For EMT Conduit

Trade Size	O.D. Min.	O.D. Max.	I.D.
1/2"	.701"	.711"	.622"
3/4"	.917"	.927"	.824"
1"	1.158"	1.168"	1.049"
1 1/4"	1.505"	1.515"	1.380"
1 1/2"	1.735"	1.745"	1.610"
2"	2.192"	2.202"	2.067"
2 1/2"	2.865"	2.885"	2.731"
3"	3.485"	3.515"	3.356"
3 1/2"	3.980"	4.020"	3.834"
4"	4.480"	4.520"	4.334"

UL 6, Recommended Dimensions For Rigid Conduit

Trade Size	Threads Per Inch	O.D.	I.D.
1/2"	14	.840"	.622"
3/4"	14	1.050"	.824"
1"	11-1/2	1.315"	1.049"
1 1/4"	11-1/2	1.660"	1.380"
1 1/2"	11-1/2	1.900"	1.610"
2"	11-1/2	2.375"	2.067"
2 1/2"	8	2.875"	2.469"
3"	8	3.500"	3.068"
3 1/2"	8	4.000"	3.548"
4"	8	4.500"	4.026"
5"	8	5.563"	5.047"
6"	8	6.635"	6.065"

UL1, Recommended Dimensions For Flexible Metal Conduit

	O.D.		I.D.	
Trade Size	Min.	Max.	Min.	Max.
3/8"	.560"	.610"	.375"	.393"
1/2"	.860"	.920"	.625"	.645"
3/4"	1.045"	1.105"	.812"	.835"
1"	1.300"	1.380"	1.000"	1.040"
1 1/4"	1.550"	1.630"	1.250"	1.300"
1 1/2"	1.850"	1.950"	1.500"	1.575"
2"	2.350"	2.450"	2.000"	2.080"
2 1/2"	2.860"	3.060"	2.500"	--------
3"	3.360"	3.560"	3.000"	--------
3 1/2"	3.860"	4.060"	3.500"	--------
4"	4.360"	4.560"	4.000"	--------

UL 360, Recommended Dimensions For Liquid Tight Flexible Steel Conduit

	O.D.		I.D.	
Trade Size	Min.	Max.	Min.	Max.
3/8"	.690"	.710"	.484"	.504"
1/2"	.820"	.840"	.622"	.642"
3/4"	1.030"	1.050"	.820"	.840"
1"	1.290"	1.315"	1.041"	1.066"
1 1/4"	1.630"	1.660"	1.380"	1.410"
1 1/2"	1.865"	1.900"	1.575"	1.600"
2"	2.340"	2.375"	2.020"	2.045"
2 1/2"	2.840"	2.875"	2.480"	2.505"
3"	3.460"	3.500"	3.070"	3.100"
3 1/2"	3.960"	4.000"	3.500"	3.540"
4"	4.460"	4.500"	4.000"	4.040"

APPENDIX VIII

Die Cast Aluminum Conduit Bodies

Trade Size	Maximum Number of Conductors					
	LB	C	LL	LR	T	LLR
1/2"	N/A	N/A	N/A	N/A	N/A	–
3/4"	6 AWG	6 AWG	6 AWG	6 AWG	6 AWG	–
1"	3 - 4 AWG	3 - 4 AWG	3 - 4 AWG	3 - 4 AWG	3 - 4 AWG	3 - 4 AWG
1 1/4"	3 - 2 AWG	3 - 2 AWG	3 - 2 AWG	3 - 2 AWG	3 - 2 AWG	3 - 2 AWG
1 1/2"	3 - 1/0 AWG	3 - 1/0 AWAG	3 - 1/0 AWAG	3 - 1/0 AWAG	3 - 2 AWAG	3 - 1/0 AWG
2"	3 - 4/0 AWG	3 - 2/0 AWG	3 - 4/0 AWG	3 - 4/0 AWG	3 - 4/0 AWG	3 - 3/0 AWG
2 1/2"	300 MCM	3 - 250 MCM	3 - 250 MCM	3 - 250 MCM	3 - 2/0 AWG	–
3"	350 MCM	3 - 250 MCM	3 - 250 MCM	3 - 250 MCM	3 - 250 MCM	–
3 1/2"	3 - 400 MCM	3 - 250 MCM	3 - 250 MCM	3 - 250 MCM	3 - 250 MCM	–
4"	3 - 400 MCM	3 - 250 MCM	3 - 250 MCM	3 - 250 MCM	3 - 250 MCM	–

Trade Size	Volume in Cu. In.					
	LB	C	LL	LR	T	LLR
1/2"	4.25	4.25	4.25	4.25	4.25	5.5
3/4"	7.2	7.2	7.2	7.2	7.2	9.0
1"	10.8	10.8	10.8	10.8	10.8	15.0
1 1/4"	30.5	30.5	30.5	30.5	30.5	39.5
1 1/2"	30.5	30.5	30.5	30.5	30.5	40.8
2"	70.7	70.7	70.7	70.7	70.7	88.5
2 1/2"	152.5	157.4	157.4	157.4	157.4	–
3"	152.5	179.8	179.8	179.8	179.8	–
3 1/2"	311.8	323.0	323.0	323.0	323.0	–
4"	311.8	323.0	323.0	323.0	323.0	–

Malleable Iron Conduit Bodies

Trade Size	Maximum Number of Conductors				
	LB	C	LL	LR	T
1/2"	N/A	N/A	N/A	N/A	N/A
3/4"	3 - 6 AWG	3 - 6 AWG	3 - 6 AWG	3 - 6 AWG	3 - 6 AWG
1"	3 - 4 AWG	3 - 4 AWG	3 - 4 AWG	3 - 4 AWG	3 - 4 AWG
1 1/4"	3 - 2 AWG	3 - 2 AWG	3 - 2 AWG	3 - 2 AWG	3 - 2 AWG
1 1/2"	3 - 1/0 AWG	3 - 1/0 AWAG	3 - 1/0 AWAG	3 - 1/0 AWAG	3 - 1 AWAG
2"	3 - 3/0 AWG	3 - 4/0 AWG	3 - 4/0 AWG	3 - 4/0 AWG	3 - 2/0 AWG
2 1/2"	3 - 250 MCM	3 - 300 MCM	3 - 300 MCM	3 - 300 MCM	3 - 4/0 AWG
3"	3 - 250 MCM	3 - 350 MCM	3 - 350 MCM	3 - 350 MCM	3 - 4/0 AWG
3 1/2"	3 - 350 MCM	3 - 350 MCM	3 - 350 MCM	3 - 500 MCM	3 - 350 MCM
4"	3 - 350 MCM	3 - 350 MCM	3 - 350 MCM	3 - 500 MCM	3 - 350 MCM

Trade Size	Volume in Cu. In.				
	LB	C	LL	LR	T
1/2"	4.5	4.5	4.5	4.5	6.0
3/4"	7.5	7.5	7.5	7.5	9.5
1"	12.5	12.5	12.5	12.5	15.0
1 1/4"	32.3	32.3	32.3	32.3	33.0
1 1/2"	35.3	35.3	35.3	35.3	36.0
2"	73.0	73.0	73.0	73.0	75.0
2 1/2"	138.0	138.0	138.0	138.0	138.0
3"	170.0	170.0	170.0	170.0	170.0
3 1/2"	300.0	300.0	300.0	300.0	300.0
4"	328.0	328.0	328.0	328.0	328.0

APPENDIX IX

Connector Compatibility

Cable Fitting	Enclosure Opening K.O. Size	Cable Outer Diameter (O.D.) Range	Cable Types Listed To: Note: Includes Steel and Aluminum
280-DCX	1/2"	.43-.61	AC/MC/MCI-A
280-SP	1/2"	.43-.61	AC/MC/MCI-A
3838ASP	1/2"	.38-.59	AC/MC/MCI-A
3838SP	1/2"	.38-.59	AC/MC/MCI-A
403-DC2	1/2"	.58-.61	AC/MC
403-I	1/2"	.48-.86	AC/MC/MCI-A
407-DC2	1/2"	.86-.92	AC
407-DCI2	1/2"	.86-.92	AC
407-DC2G	1/2"	.86-.92	AC
4057-DC	3/4"	.43-.61	AC/MC/MCI-A
4058-DC	3/4"	.63-.89	AC/MC/MCI-A
4156-DC	1/2"	.43-.52	AC/MC/MCI-A
4157-DC	3/4"	.43-.61	AC/MC/MCI-A
4357-DC	1"	.43-.61	AC/MC/MCI-A
4457-DC	1"	.43-.61	AC/MC/MCI-A
501-DC2	1/2"	.43-.61	MC/MCI-A
5157-DC	3/4"	.43-.61	AC/MC/MCI-A
545-DC2	1/2"	.44-.61	AC/MC/MCI-A
560-DC2	1/2"	.44-.61	AC/MC/MCI-A
560-DCI2	1/2"	.44-.61	AC/MC/MCI-A
560-MCIA2	1/2"	.38-.61	MC/MCI-A
561-DC2	3/4"	.61-.87	AC/MC
561-DCI2	3/4"	.61-.87	AC/MC
563-DC2	1/4"		AC/MC
565-DC2	1/2"	.38-.53	MC/MCI-A
566-DC2	1/2"	.44-.53	AC/MC/MCI-A
570-DC2	1/2"	.42-.61	AC/MC/MCI-A
570-DCI2	1/2"	.42-.61	AC/MC/MCI-A
570-DCR2	1/2"	.43-.61	AC/MC/MCI-A
570-GI	1/2"	.42-.61	AC/MC/MCI-A
570-RI	1/2"	.42-.61	AC/MC/MCI-A
571-DC2	1/2"	.70-.855	AC/MC/MCI-A
571-DCI2	1/2"	.70-.855	AC/MC/MCI-A
570-S	1/2"	.44-.66	AC/MC/MCI-A
571-S	1/2"	.701-.855	MC/MCI-A
571-SI	1/2"	.701-.855	MC/MCI-A
572-DC2	3/4"	.945-1.035	MC
572-DCI2	3/4"	.945-1.035	MC
572-S	3/4"	0.945	MC
572-SI	3/4"	0.945	MC
573-DC2	1"	1.18-1.35	MC
573-DCI2	1"	1.18-1.35	MC
573-S	1"	1.18-1.35	MC
573-SI	1"	1.18-1.35	MC

Healthcare Facility Cable	Flexible Metal Conduit Note: Includes Steel and Aluminum (RWFMC)	Recommended Cable Types Note: Verify with cable O.D. Includes Steel and Aluminum
	3/8" FMC	14/2 to 10/3
HCF/HCFMCI-A	3/8" FMC	14/2 to 10/3
HCF/HCFMCI-A	3/8" FMC	14/2 to 10/2
HCF/HCFMCI-A	3/8" FMC	14/2 to 10/2
HCF	3/8" FMC	12/3 to 10/3
HCF	3/8" FMC	14/4 to 6/3
HCF	1/2" FMC	
HCF	1/2" FMC	
HCF	1/2" FMC	
	3/8" FMC	14/2 to 10/3
	1/2" FMC	10/4 to 6/4
HCF/HCFMCI-A	3/8" FMC	14/2 to 12/2
HCF/HCFMCI-A	3/8" FMC	14/2 to 10/3
HCF/HCFMCI-A	3/8" FMC	14/2 to 10/3
HCF/HCFMCI-A	3/8" FMC	14/2 to 10/3
		14/2 to 10/3
HCF/HCFMCI-A	3/8" FMC	14/2 to 10/3
HCF/HCFMCI-A		14/2 to 10/3
HCF/HCFMCI-A	3/8" FMC	12/2 to 10/4
HCF/HCFMCI-A	3/8" FMC	12/2 to 10/4
HCFMCI-A		14/2 to 10/3
HCF		10/4 to 8/3
HCF		10/4 to 8/3
HCF		14/2 to 12/2
HCFMCI-A		14/2 to 10/3
HCF/HCFMCI-A		12/2 to 10/3
HCF/HCFMCI-A		14/2 to 10/3
HCF/HCFMCI-A		14/2 to 10/3
HCF/HCFMCI-A		14/2 to 10/3
HCF/HCFMCI-A		14/2 to 10/3
HCF/HCFMCI-A		18/2 to 12/4
HCF/HCFMCI-A	1/2" FMC	8/3 to 6/3
HCF/HCFMCI-A	1/2" FMC	8/3 to 6/3
HCF/HCFMCI-A	3/8" FMC	14/2 to 10/2
HCFMCI-A	1/2" FMC	8/3 to 6/3
HCFMCI-A	1/2" FMC	8/3 to 6/3
	3/4" FMC	4/3 to 3/4
	3/4" FMC	4/3 to 3/4
	3/4" FMC	4/3
	3/4" FMC	4/3
	1" FMC	2/3 to 3-2/0
	1" FMC	2/3 to 3-2/0
	1" FMC	2/3 to 3-2/0
	1" FMC	2/3 to 3-2/0

APPENDIX IX (continued)

Connector Compatibility

Cable Fitting	Enclosure Opening K.O. Size	Cable Outer Diameter (O.D.) Range	Cable Types Listed To: Note: Includes Steel and Aluminum
590-DC2	1/2"	.43-.61	AC/MC/MCI-A
590-DCI2	1/2"	.43 - .61	AC/MC/MCI-A
595-DC2	1/2"	.50 - .61	JMC/ TECK90
595-DC2C	1/2"	.50 - .61	JMC/ TECK90
595-DCI2	1/2"	.50 - .61	JMC/ TECK90
596-DC2	1/2"	.61 - .69	JMC/ TECK90
596-DC2C	1/2"	.61 - .69	JMC/ TECK90
596-DCI2	1/2"	.61 - .69	JMC/ TECK90
601-DC2	1/2"	.375 - .625	AC/MC/MCI-A
621-DC2	3/4"	.44 -. 70	AC/MC/MCI-A
653-DC2	1/2"	.675 - .90	AC
655-DC2	3/4"	.85 - 1.10	AC/MC
657-DC2	1"	1.03 - 1.31	AC/MC
682-DC2	3/4"	.530 - .865	AC/MC
683-DC2	1"	.875 - 1.04	MC
684-DC2	1-1/4"	1.1 - 1.25	MC
685-DC2	1-1/2"	1.25 - 1.5	MC
686-DC2	2"	1.75 - 2.00	MC
687-DC2	2-1/2"	2 - 2.5	MC
688-DC2	3"	2.375 - 3	MC
689-DC2	3-1/2"	2.75 - 3.50	MC
683-DCI2	1"	.750 - 1.04	MC
684-DCI2	1-1/4"	1.1 - 1.25	MC
685-DCI2	1-1/2"	1.25 - 1.5	MC
686-DCI2	2"	1.75 - 2.00	MC
687-DCI2	2-1/2"	2 - 2.5	MC
688-DCI2	3"	2.375 - 3	MC
689-DCI2	3-1/2"	2.75 - 3.50	MC
683-DCX2	1"	.875 - 1.04	MC
684-DCX2	1-1/4"	1.1 - 1.25	MC
685-DCX2	1-1/2"	1.25 - 1.5	MC
686-DCX2	2"	1.5 - 1.85	MC
687-DCX2	2-1/2"	2 - 2.5	MC
688-DCX2	3"	2.375 - 3	MC
689-DCX2	3-1/2"	2.75 - 3.50	MC
683-XM	1"	0.84 - 1.10	AC/MC
684-XM	1-1/4"	1.05 - 1.34	AC/MC
685-XM	1-1/2"	1.34 - 1.52	AC/MC
686-XM	2"	1.52 - 1.95	AC/MC
687-XM	2-1/2"	1.95 - 2.50	MC
688-XM	3"	2.47 - 2.86	MC
689-XM	3-1/2"	2.65 - 3.20	MC
691-DC2	1/2"	.42 - 61	AC/MC/MCI-A

Healthcare Facility Cable	Flexible Metal Conduit Note: Includes Steel and Aluminum (RWFMC)	Recommended Cable Types Note: Verify with cable O.D. Includes Steel and Aluminum
HCF/HCFMCI-A	3/8" FMC	14/2 to 10/3
HCF/HCFMCI-A	3/8" FMC	14/2 to 10/3
		12/2 to 10/3
		12/2 to 10/3
		12/2 to 10/3
		10/4 to 8/3
		10/4 to 8/3
		10/4 to 8/3
HCF/HCFMCI-A	3/8" FMC	14/2 to 10/3
HCF/HCFMCI-A	3/8" FMC	14/4 to 8/3
HCF	1/2" FMC	8/2 to 6/4
HCF	3/4" FMC	6/3 to 4/3
HCF	1" FMC	4/3 to 1/3
HCF		10/3 to 6/4
		6/4 to 4/3
		4/4 to 3/4
		2/4 to 3-2/0
		4-4/0 to 4-250 MCM
		4-300 MCM to 4-500 MCM
		4-500 MCM to 4-750 MCM
		4-600 MCM to 4-750 MCM
		6/4 to 4/3
		4/4 to 3/4
		2/4 to 3-2/0
		4-4/0 to 4-250 MCM
		4-300 MCM to 4-500 MCM
		4-500 MCM to 4-750 MCM
		4-600 MCM to 4-750 MCM
		6/4 to 4/3
		4/4 to 3/4
		2/4 to 3-2/0
		3-4/0 to 4-250 MCM
		4-300 MCM to 4-500 MCM
		4-500 MCM to 4-750 MCM
		4-600 MCM to 4-750 MCM
HCF		6/4 to 4/4
HCF		4/4 to 4-1/0
HCF		3-1/0 to 4-2/0
HCF		4-3/0 to 3-350 MCM
		3-350 MCM to 4-500 MCM
		4-500 MCM to 4-750 MCM
		4-500 MCM to 4-900 MCM
HCF/HCFMCI-A	3/8" FMC	14/2 to 10/3

APPENDIX IX (continued)

Connector Compatibility

Cable Fitting	Enclosure Opening K.O. Size	Cable Outer Diameter (O.D.) Range	Cable Types Listed To: Note: Includes Steel and Aluminum
801-DC2	1/2"	.45 - .625	MC/MCI-A
802-DC2	1/2"	.48 - .58	AC/MC
802-DCI2	1/2"	.48 - .58	AC/MC
802SP	1/2"	.48 - .58	AC/MC
802-MCIA2	1/2"	.42 - .55	MC/MCI-A
804-DC2	1/2"	.75 - .875	MC
804-DCI2	1/2"	.75 - .875	MC
806-DC2	3/4"	.875 - 1.00	MC
806-DCI2	3/4"	.875 - 1.00	MC
807-DC2	1"	1.187 - 1.312	MC
807-DCI2	1"	1.187 - 1.312	MC
808-DC2	1-1/4"	1.50 - 1.625	MC
808-DC2	1-1/4"	1.50 - 1.625	MC
830-DC2	1/2"	.44 - .61	AC
840SP	1/2"	.44 - .61	AC/MC/MCI-A
84690SP	1/2"	.42 - .61	AC/MC/MCI-A
850SP	1/2"	.55 - .61	AC/MC
851ASP	1/2"		
851-DC2	1/2"		
851-DCI2	1/2"		
851SP	1/2"		
895-DC2	1/2"	.50 - .61	JMC/ TECK90
895-DCI2	1/2"	.50 - .61	JMC/ TECK90
895-DC2C	1/2"	.50 - .61	JMC/ TECK90
AMC-50	1/2"	.40 - .62	AC/MC/MCI-A
AMC-50QI	1/2"	.40 - .62	AC/MC/MCI-A
AMC-5075	1/2"	.62 - .92	AC/MC/MCI-A
AMC-52	1/2"	.43 - .62	AC/MC/MCI-A
AMC-75	3/4"	.56 - .81	AC/MC
BL-17	1/2"	.701 - 803	8/3 AC90
BL-17I	1/2"	.701 - 803	8/3 AC90
BL-18	3/4"		6/3 AC90 ONLY
BL-18I	3/4"		6/3 AC90 ONLY
BL-19	1"		3/3 AC90
BL-19I	1"		3/3 AC90
SG3838ASP	1/2"	.42 - .61	AC/MC/MCI-A
SG38ASP	1/2"	.43 - .61	AC/MC/MCI-A

Healthcare Facility Cable	Flexible Metal Conduit Note: Includes Steel and Aluminum (RWFMC)	Recommended Cable Types Note: Verify with cable O.D. Includes Steel and Aluminum
HCFMCI-A	3/8" FMC	14/4 to 10/4
HCF	3/8" FMC	12/2 to 10/3
HCF	3/8" FMC	12/2 to 10/3
HCF	3/8" FMC	12/2 to 10/3
HCFMCI-A		14/4 to 10/3
	1/2" FMC	
	1/2" FMC	
	3/4" FMC	
	3/4" FMC	
	1" FMC	
	1" FMC	
	1-1/4" FMC	
	1-1/4" FMC	
HCF	3/8" FMC	12/2 to 10/3
HCF/HCFMCI-A	3/8" FMC	14/4 to 10/3
HCF/HCFMCI-A	3/8" FMC	14/4 to 10/3
HCF	3/8" FMC	12/2 to 10/3
	1/2" FMC	
	1/2" FMC	
	1/2" FMC	
	1/2" FMC	
		12/2 to 10/3
		12/2 to 10/3
		12/2 to 10/3
HCF/HCFMCI-A	3/8" FMC	14/2 to 10/3
HCF/HCFMCI-A	3/8" FMC	14/2 to 10/3
HCF/HCFMCI-A	1/2" FMC	10/4 to 6/4
HCF/HCFMCI-A	3/8" FMC	14/2 to 10/3
HCF	1/2" FMC	10/3 to 6/3
HCF	1/2" FMC	8/3
HCF	1/2" FMC	8/3
	3/4" FMC	6/3
	3/4" FMC	6/3
	1" FMC	3/3
	1" FMC	3/3
HCF/HCFMCI-A	3/8" FMC	14/2 to 10/3
HCF/HCFMCI-A	3/8" FMC	14/4 to 10/3

Notes

Notes

The following FAQ'S are not an interpretation of the National Electrical Code (NEC) or local regulations. Always consult your local electrical inspector for specific requirements in your area.

Why Can't Plastic Insulating Bushings Be Used To Connect A Conduit To An Enclosure?

Plastic insulating bushings must be used in conjunction with two locknuts when connecting threaded rigid or IMC conduit, containing No. 4 or larger un-grounded conductors, to boxes or enclosures.

Bushings composed entirely of plastic cannot be used to secure conduit to the enclosure. A locknut is required on the inside and outside of the enclosure in addition to the plastic insulating bushing.

Temperature rating of the plastic insulating bushing must not be less than the insulation rating of the conductors.

What Is The Proper Method For Securing AC and MC Cables?

NEC Articles 320.30 and 330.30 denotes the different requirements for securing Armored and Metal Clad cables. Although similar in appearance, each cable has unique requirements.

Armored cable [NEC Article 320.30(C)] must be secured at intervals not exceeding 4-1/2 feet and within 12" of box or fitting.

Metal Clad cable [NEC Article 330.30(B)] must be secured at least every 6 feet. Cables with four or fewer conductors "sized 10 AWG or less" must be secured within 12" of box or fitting.

Why Use Steel Safety Plates?

NEC Article 300.4(F) specifies that cable or raceway-type wiring may be installed in wooden stud grooves, to be covered by wallboard or similar covering, if protected by 1/16" thick steel plate. The steel plate must have the same width as the stud, and must be securely fastened to the stud.

Why Do "Concrete-Tight" Listed Fittings Need Tape?

Raceway systems such as EMT and rigid conduit are permitted by most codes to be embedded in concrete. The solid exterior of these conduits eliminates the possibility of concrete entrance, however, the termination with the connector or coupling can be susceptible to concrete entering the raceway.

The UL 514B testing procedure requires the connector or coupling to be assembled to the conduit inside a special concrete form. Then Portland-type concrete is poured into the form and over test samples. Then the concrete slurry is vibrated to remove any trapped air, and allowed to cure. After concrete curing, the fittings are chipped out of the concrete and examined for concrete penetration.

Although compression style connectors and couplings pass these tests in all trade sizes because of the gland ring design, the set screw types may have difficulty conforming to UL or CSA concrete penetration requirements. When the set screw is tightened onto the conduit, the fitting and/or conduit material will "yield", or stretch, enough to create an opening at the conduit/fitting connection.

Set screw fittings in the smaller (1/2", 3/4", and 1") trade sizes are less likely to stretch to the point that would permit entrance of concrete. However, 1-1/4" and larger size fittings will yield enough so that concrete can enter the raceway. UL and CSA will accept product carton marking that specify "Concrete-Tight When Taped" on fittings that cannot pass testing, since the tape prevents entrance of concrete into the raceway. The taped joint must completely encircle the conduit/ fitting connection. We recommend using duct tape or similar type of durable tape.

What Are The NEC Requirements For Use Of an Anti-Short Bushing?

When installing ARMORED CABLE (Type AC), NEC Article 320 mandates the use of a insulating bushing (commonly referred to as Anti-Short or Redhead) between the metal sheath and the conductors. Fittings with insulated throats are not a substitute for the anti-short bushing.

When installing METAL-CLAD CABLE (Type MC), the NEC does not require the use of a Anti-Short insulating bushing. MC Cable conductors are usually wrapped with Mylar tape for protection; use of anti-short bushing is optional unless specified otherwise by the cable manufacturer.

Can Liquid Tight Connectors Be Used For Class 1, Div 2 Locations?

NEC Article 501.30(B), exception (1), (2), (3) will permit the use of liquidtight flexible metal conduit and liquidtight connectors to be the sole equipment grounding conductor in Class 1, Division 2 locations. However, strict requirements must be met:

- Conduit and connectors must be UL Listed.
- Conduit cannot exceed 6 feet in length.
- Over-current protection in the circuit is limited to 10 amperes or less.
- It supplies other than power utilization loads.

Can Beam Clamps Be UL Listed?

In 1998, UL began listing electrical hardware devices such as Beam Clamps. This was at the request of the electrical industry, including contractors, who became confused regarding the correct application and strength of Beam Clamps.

UL Listed Beam Clamps are manufactured from malleable iron or steel with a hardened screw to secure the clamp to the beam. Clamps are tapped in two places for attachment of threaded rod, conduit hanger, or bridle ring.

UL Listed beam clamps are only for use with rigid, IMC, or EMT conduits. Spacing of clamps must comply with strap requirements found in the National Electrical Code.

Refer to Bridgeport's carton label for conduit size and type, maximum loading, screw torque, or any special assembly requirements.

What Is The Difference Between Metal Clad and Armored Cable Connectors?

NEC Article 300.15 specifies that fittings can only be used with wiring methods for which they are designed and listed. Most manufacturers have received dual usage listings for these types of connectors; however, you should not assume all fittings have the dual listing. While the appearance of Metal Clad (MC) and Armored Cable (AC) connectors may be similar, the misuse of an AC cable connector can be significant enough to cause an unsafe installation with metal clad cable.

During the listing process at Underwriters Laboratories (UL), MC connectors are subjected to more stringent testing than a typical AC connector. Additional tests are necessary to comply with application requirements of metal clad cable in the NEC.

UL Listed metal clad cable connectors are suitable for grounding when installed in accordance with the NEC. 'Dry Type' MC connectors may be 'concrete tight' when taped and used with PVC coated metal clad cable (PVC jacket stripped back to fitting end stop).

Always refer to the carton label for listed cable type (corrugated, interlocked, or smooth) and material (aluminum or steel). The label will also specify the cable size range. Do not use cable smaller than noted on label; the clamping mechanism on the fitting will not function correctly and grounding integrity will be compromised.

The newest type of MC Cable - MCI-A, may require use of a special connector. Such fittings have been listed by UL for use with this cable type.

Can Conduit Bodies Contain Splices?

Although different manufacturers' conduit bodies may look the same, not all are suitable for 'approved' installations. Specific NEC requirements determine which conduit bodies may contain splices, taps, or devices.

Conduit bodies provide access to the conduit system through a removable cover at a junction of two or more entries. Bodies may be used for changing the direction of the wiring systems, to aid in pulling of long wire runs, or to mount devices or make splices.

UL can 'list' conduit bodies as a fitting, which is tested under specification UL 514B. However, a fitting cannot contain a device or splice. UL can also 'list' the conduit body as a box, tested under specification UL 514A. Only the conduit body listed as a box is suitable for use with a device, splices, or taps.

Conduit bodies listed for use with splices, taps, or devices must be marked with the cubic inch volume and any special installation requirements, such as the use of wire pulling compound. The conduit body may also be marked with the maximum wire capacity if the body does not meet the NEC end stop to end stop dimensional requirement for wire pulling: 8 times the trade size for straight pulls, 6 times the trade size for angled pulls.

Are Snap-in Type Metal Clad And Armored Cable Fittings Suitable For Grounding?

AC and MC snap-in type connectors are capable of withstanding ground fault currents likely to be imposed on them, and offer equivalent grounding protection as locknut type connectors.

During the listing process at UL, AC and MC connectors are assembled to cable and subjected to a ground fault current test. These tests are necessary to comply with application requirements in the NEC.

Are Snap-in Type Fittings Tested To The Same Requirements As Locknut Type Fittings?

UL listing requirements are identical for both snap-in and locknut types of fittings. This includes assembly, bending, resistance, pull test, repeated resistance, and a ground fault current test.

Snap-in type connectors are required by code to be capable of withstanding ground fault current likely to be imposed on them, and offer equivalent grounding protection as locknut type connectors. Many snap-in products are used to reduce installation time or where tightening a locknut may be difficult.

UL Listed armored and metal clad cable connectors are suitable for grounding when installed in accordance with the NEC.

Always refer to the carton label for listed cable type and material (aluminum or steel). The label will also specify the cable size range. Do not use cable smaller than noted on label, the clamping mechanism on the fitting may not function correctly and grounding integrity will be compromised.

Bridgeport's snap-in fittings are designed only to work with UL Listed steel boxes which have a nominal .063" wall thickness. Use with boxes made in other materials (i.e. plastic) or other thicknesses, is not recommended nor approved.

Are All Clamp-Type Connectors Suitable For Use With Multiple Nonmetallic Sheath Cables?

UL Listed nonmetallic (NM) sheath cable connectors are suitable for use with a single cable unless specifically tested for two cable usage.

A concern with two cable usage is the fitting's ability to withstand cable pullout forces normally encountered during installation. Per UL 514B, each cable is subjected to an individual pull test. In addition, UL tests strap type connectors to ensure that when tightening the strap screws, the strap will not pierce the nonmetallic sheath of the cable, creating a possible short.

Bridgeport's Carton shipping labels will specify the type and number of nonmetallic cables for which the fitting has been UL Listed. Do not exceed the UL rating.

Are Compression Raintight Fittings Really Rain-Tight?



In 2002, UL received field complaints that listed EMT compression split ring type rain-tight fittings were permitting the entrance of water into the conduit system. After checking the validity of these claims, UL made the decision to de-list ALL fitting manufacturers' compression type raintight connectors and couplings.

A revised test method was employed by UL to represent actual field applications and conditions.

Bridgeport was the first to develop and release an updated version of connector that met this revised requirement. Other fitting manufacturers followed suit, with different configurations to pass the UL test requirement. Some of these designs include internal plastic sealing devices, or compression gland rings without a split, and external sealing device on the locknut threads to prevent water entering the box. Regardless of the design, all have to pass the same UL raintight test parameters.

Is A Ground Clamp UL Listed To Be Used To Bond Flexible Or Nonmetallic Gas Piping?

2011 NEC, Article 250.52(B) (1) states "(B) *Electrodes Not Permitted for Grounding* - (1) Metal underground gas piping system". Gas piping by itself cannot be used as Ground Electrode Conductors.

However, NEC Article 250.104, (B) *Other Metal Piping* - "The equipment grounding conductor for the circuit that is likely to energize the piping systems shall be permitted to serve as the bonding means." Gas piping may be ***bonded*** only if it's likely to be possibly energized by the equipment it is connected to. Most of the time, the piping will be bonded to the system automatically due to its metal fittings. However, in the case of nonmetallic or flexible gas piping, a bonding jumper may need to be provided to complete the bonding path around the nonmetallic or flexible sections.

There is an important difference worth noting. Grounding is ***not*** the same as Bonding. They are considered separate requirements by the NEC. Gas piping cannot be used for grounding, but it can be bonded if necessary.

Flexible gas pipe system manufacturers will specify the method and system of bonding. In most cases, the clamp is placed on the metal hex fitting rather than over the flexible metal or nonmetallic tube. As an example, the following is an excerpt from Gastite's® CSST Installation Guide:

> *"The piping is permanently and directly connected to the electrical service equipment enclosure, the grounded conductor at the electrical service, the grounding electrode conductor (where of sufficient size) or to one or more of the grounding electrodes used. A single bond shall be made at or near the service entrance of the structure or the gas meter of each individual housing unit within a multi-family structure. The bonding conductor shall be 6 AWG copper wire. Bonding jumpers shall be attached in an approved manner in accordance with NEC-2005 Article 250.70 and the point of attachment for the bonding jumper shall be accessible.*
>
> *Bonding/grounding clamps listed to UL 467 comply with this requirement. This bond is in addition to any other bonding requirements as specified by local codes."*

Bridgeport's ground clamps are not UL Listed individually to be used in a gas pipe bonding application - only to the basic standalone UL specification (UL 467).

What Connector Should I use for Health Care Facilities?

There are two armored Health Care Facility (HFC) cables recognized by Underwriters Laboratories: Type AC and Type MCI-A available in Steel or Aluminum interlocked armor.

Please reference our web site at www.bptfittings.com for specific product specifications. Keep in mind that while many of our Whipper-Snap and Locknut styles connectors are suitable for MCI-A cable some are not.

When a green identification is required or specified, Bridgeport's type 570-GI can be used to provide confirmation that the right cable has been terminated.

Bridgeport's connectors are UL Listed under UL file number E-20534. The listing is proof of the products performance as an effective ground-fault current path, and can be confirmed via the (UL) website www.UL.com.

MIGHTY-RITE®
FOR ANY JOB.

MIGHTY-RITE® SPLIT-GROUNDING BUSHINGS

The MIGHTY-RITE Split Grounding Bushing can be installed before or after you pull wire and make connections. It's another contractor innovation from Bridgeport.

THE BRIDGEPORT FITTINGS DIFFERENCE

BRIDGEPORT
www.bptfittings.com

SCAN TO WATCH OUR VIDEO

CHANGE IS GOOD.

INSTALL A MIGHTY-MERGE® TRANSITION FITTING AND SEE THE DIFFERENCE

MIGHTY-MERGE® 280SPMB SNAP-IN/ PUSH-ON TRANSITION COUPLING

MIGHTY-MERGE® 4256-DC TWO-TO-ONE EMT COMBINATION COUPLING

MIGHTY-MERGE® LARGE TRADE SIZES (UP TO 4") TRANSITION COUPLINGS

MIGHTY-MERGE® 290-RT RAINTIGHT EMT TO RIGID TRANSITION COUPLING

BRIDGEPORT

Bridgeport Fittings, Inc.
705 Lordship Blvd.
Stratford, CT 06615-7313

Voice: 203.377.5944
Fax: 203.381.3488
E-mail: sales@bptfittings.com

www.bptfittings.com

Bridgeport products are distributed by:

FSC
Mixed Sources
Product group from well-managed forests, controlled sources and recycled wood or fiber
www.fsc.org Cert no. XX-XXX-XXXXXX
© 1996 Forest Stewardship Council

© 2016 Bridgeport Fittings, Inc. All rights reserved.

1/16 40000 99701