

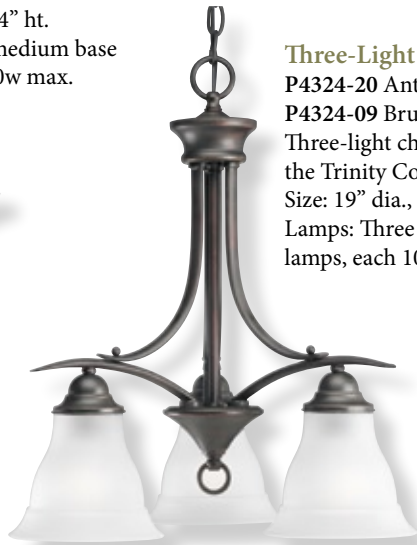


LIGHTING SELECTIONS

# Chandeliers




**Inverted Pendant**  
 P3474-09 Brushed Nickel  
 P3474-20 Antique Bronze  
 Three-light foyer from the Trinity Collection.  
 Glass top diffuser.  
 Size: 18" dia., 24" ht.  
 Lamps: Three medium base lamps, each 100w max.



**Three-Light Chandelier**  
 P4324-20 Antique Bronze  
 P4324-09 Brushed Nickel  
 Three-light chandelier from the Trinity Collection.  
 Size: 19" dia., 20" ht.  
 Lamps: Three medium base lamps, each 100w max.



**Five-Light Chandelier**  
 P4008-31 Black  
 P4008-09 Brushed Nickel  
 P4008-20 Antique Bronze  
 Five-light chandelier.  
 Size: 21" dia., 16" ht.  
 Lamps: Five candelabra base lamps, each 60w max.



**Linear Chandelier**  
 P4325-20 Antique Bronze  
 P4325-09 Brushed Nickel  
 Three-light linear chandelier from the Trinity Collection.  
 Size: 6-1/2" W., 26-1/2" L., 28-1/4" ht.  
 Lamps: Three medium base lamps, each 100w max.

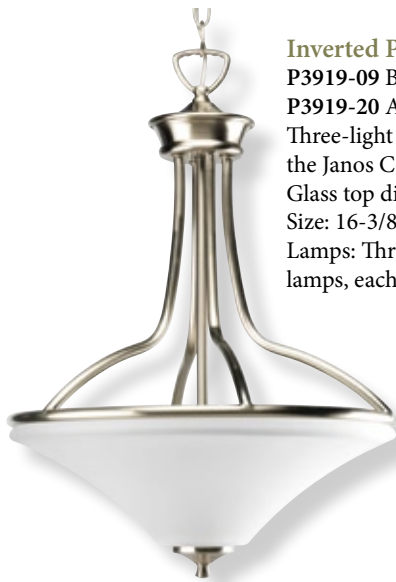


**Five-Light Chandelier**  
 P4327-09 Brushed Nickel  
 P4327-20 Antique Bronze  
 Five-light chandelier from the Trinity Collection.  
 Size: 21" dia., 24" ht.  
 Lamps: Five candelabra base lamps, each 60w max.



**Five-Light Chandelier**  
 P4328-20 Antique Bronze  
 P4328-09 Brushed Nickel  
 Five-light chandelier from the Trinity Collection.  
 Size: 23" dia., 24" ht.  
 Lamps: Five medium base lamps, each 100w max.

# Chandeliers



**Inverted Pendant\***  
**P3919-09** Brushed Nickel  
**P3919-20** Antique Bronze  
 Three-light foyer from the Janos Collection. Glass top diffuser.  
 Size: 16-3/8" dia., 22" ht.  
 Lamps: Three medium base lamps, each 100w max.



**Three-Light Chandelier\***  
**P4481-09** Brushed Nickel  
**P4481-20** Antique Bronze  
 Three-light chandelier from the Janos Collection.  
 Size: 20-5/8" dia., 16-1/2" ht.  
 Lamps: Three medium base lamps, each 100w max.



**Four-Light Chandelier\***  
**P4482-20** Antique Bronze  
**P4482-09** Brushed Nickel  
 Four-light chandelier from the Janos Collection.  
 Size: 21-3/4" dia., 19-1/8" ht.  
 Lamps: Four medium base lamps, each 100w max.



**Five-Light Chandelier\***  
**P4483-20** Antique Bronze  
**P4483-09** Brushed Nickel  
 Five-light chandelier from the Janos Collection.  
 Size: 25-5/8" dia., 19-3/4" ht.  
 Lamps: Five medium base lamps, each 100w max.



**Nine-Light Chandelier\***  
**P4488-09** Brushed Nickel  
**P4488-20** Antique Bronze  
 Nine-light chandelier from the Janos Collection.  
 Size: 28" dia., 29" ht.  
 Lamps: Nine medium base lamps, each 100w max.

## \*Janos Collection Finish & Glass Guide

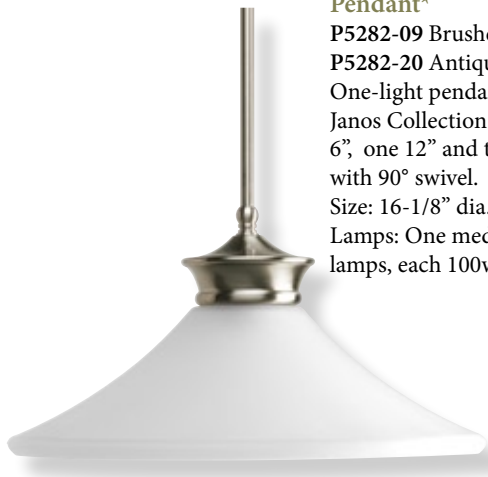
Janos fixtures in (-20) Antique Bronze finish come with soft etched tea-stained glass



Janos fixtures in (-09) Brushed Nickel finish come with soft etched white glass



# Pendants/Sconces



**Pendant\***  
**P5282-09** Brushed Nickel  
**P5282-20** Antique Bronze  
 One-light pendant from the Janos Collection. Includes two 6", one 12" and two 15" stems with 90° swivel.  
 Size: 16-1/8" dia., 8-1/2" ht.  
 Lamps: One medium base lamps, each 100w max.



**Pendant**  
**P5095-20** Antique Bronze  
**P5095-09** Brushed Nickel  
 One-light pendant from the Trinity Collection.  
 Size: 18" dia., 9-1/2" ht.  
 Lamps: One medium base lamps, each 150w max.



**Mini-Pendant\***  
**P5176-20** Antique Bronze  
**P5176-09** Brushed Nickel  
 One-light mini-pendant from the Janos Collection. Includes two 6", one 12" and two 15" stems with 90° swivel.  
 Size: 6" dia., 7-1/2" ht.  
 Lamps: One medium base lamps, each 100w max.



**Mini-Pendant**  
**P5096-09** Brushed Nickel  
**P5096-20** Antique Bronze  
 One-light mini-pendant from the Trinity Collection. Includes two 12" and two 15" stems with 90° hang straight.  
 Size: 6-1/2" dia., 7" ht.  
 Lamps: One medium base lamps, each 100w max.

## Sconce

**HS21007-09** Brushed Nickel  
**HS21007-15** Chrome  
**HS21007-125** Bronze  
 One-light sconce.  
 Size: 4-5/8" W., 9-1/2" ht.  
 Extends 7-1/2".  
 Lamps: One medium base lamps, each 60w max.



## Sconce

**P3190-20** Antique Bronze  
**P3190-09** Brushed Nickel  
 One-light sconce from the Trinity Collection.  
 Size: 6-1/2" W., 7-1/2" ht.  
 Extends 9".  
 Lamps: One medium base lamps, each 100w max.



## Sconce\*

**P2908-20** Antique Bronze  
**P2908-09** Brushed Nickel  
 One-light sconce from the Janos Collection.  
 Size: 6" W., 9" ht.  
 Extends 8-1/2".  
 Lamps: One medium base lamps, each 100w max.



## Sconce

**P7181-09** Brushed Nickel  
 One-light sconce from the Torino Collection.  
 Size: 9-1/2" W., 6-3/4" ht.  
 Extends 4-3/4".  
 Lamps: One medium base lamps, each 100w max.



# Bath

(Bath lights can be mounted facing up or down)



**Two-Light Bath**  
 HS21008-125 Bronze  
 HS21008-09 Brushed Nickel  
 HS21008-15 Chrome  
 Two-light bath.  
 Size: 18" W., 8" ht.  
 Extends 7-1/2".  
 Lamps: Two medium base lamps, each 60w max.



**Three-Light Bath**  
 HS21009-15 Chrome  
 HS21009-09 Brushed Nickel  
 HS21009-125 Bronze  
 Three-light bath.  
 Size: 24" W., 8" ht.  
 Extends 7-1/2".  
 Lamps: Three medium base lamps, each 60w max.



**Two-Light Bath**  
 P3191-20 Antique Bronze  
 P3191-09 Brushed Nickel  
 Two-light bath from the Trinity Collection.  
 Size: 17-1/2" W., 8-1/8" ht.  
 Extends 7-1/2".  
 Lamps: Two medium base lamps, each 100w max.



**Three-Light Bath**  
 P3192-09 Brushed Nickel  
 P3192-20 Antique Bronze  
 Three-light bath from the Trinity Collection.  
 Size: 24" W., 8-1/8" ht.  
 Extends 7-1/2".  
 Lamps: Three medium base lamps, each 100w max.



**Four-Light Bath**  
 P3193-09 Brushed Nickel  
 P3193-20 Antique Bronze  
 Four-light bath from the Trinity Collection.  
 Size: 33-1/4" W., 8-1/8" ht.  
 Extends 7-1/2".  
 Lamps: Four medium base lamps, each 100w max.

**Three-Light Bath\***  
 P2911-20 Antique Bronze  
 P2911-09 Brushed Nickel  
 Three-light bath from the Janos Collection.  
 Size: 24-1/2" W., 8-5/8" ht.  
 Extends 8-1/2".  
 Lamps: Three medium base lamps, each 100w max.



**Two-Light Bath\***  
 P2909-09 Brushed Nickel  
 P2909-20 Antique Bronze  
 Two-light bath with from the Janos Collection.  
 Size: 15-1/4" W., 8-5/8" ht.  
 Extends 8-1/2".  
 Lamps: Two medium base lamps, each 100w max.



# Close-to-Ceiling/Semi-Flush



## Semi-Flush

P3473-09 Brushed Nickel  
P3473-20 Antique Bronze  
Two-light foyer from the Trinity Collection. Chain & ceiling mounts included. Size: 16" dia., 17-1/2" ht. Lamps: Two medium base lamps, each 100w max.



## Semi-Flush\*

P3855-20 Antique Bronze  
P3855-09 Brushed Nickel  
Two-light semi-flush from the Janos Collection. Size: 13-3/8" dia., 8-3/8" ht. Lamps: Two medium base lamps, each 100w max.



## Close-to-Ceiling

P3817-20 Antique Bronze  
P3817-09 Brushed Nickel  
Two-light close-to-ceiling. Etched ribbed glass. Size: 13-1/4" dia., 6-1/8" ht. Lamps: Two medium base lamps, each 75w max.



## Close-to-Ceiling

P3816-09 Brushed Nickel  
P3816-20 Antique Bronze  
One-light close-to-ceiling. Etched ribbed glass. Size: 11-3/8" dia., 6" ht. Lamps: One medium base lamps, each 75w max.



## Close-to-Ceiling

P3818-20 Antique Bronze  
P3818-09 Brushed Nickel  
Three-light close-to-ceiling. Etched ribbed glass. Size: 15-1/4" dia., 7-1/2" ht. Lamps: Three medium base lamps, each 75w max.



## Close-to-Ceiling

P3408-30 White  
One-light close-to-ceiling. Size: 7-1/2" dia., 4-3/8" ht. Lamps: One medium base lamps, each 60w max.



## Close-to-Ceiling

P3410-30 White  
Two-light close-to-ceiling. Size: 9-1/2" dia., 5-1/4" ht. Lamps: Two medium base lamps, each 60w max.

# Ceiling Fans & Light Kits



**52" Ceiling Fan**  
**P2501-30W White**  
 White ceiling fan with all white blades.  
 Size: 52" dia., 13-1/2" ht.



**Ceiling Fan Light Kit**  
**P2644-30 White**  
 Universal-style with quick connect wiring. Opal glass.  
 Size: 6-1/2" dia., 8-1/2" ht.  
 Lamps: Two candelabra base lamps, each 40w max.



**52" Ceiling Fan**  
**P2501-09 Brushed Nickel**  
 Brushed Nickel ceiling fan with cherry/natural cherry blades.  
 Size: 52" dia., 13-1/2" ht.



**52" Ceiling Fan**  
**P2501-20 Antique Bronze**  
 Antique Bronze ceiling fan with medium cherry/classic walnut blades.  
 Size: 52" dia., 13-1/2" ht.



**Ceiling Fan Light Kit**  
**P2628-09 Brushed Nickel**  
 Universal-style with quick connect wiring. Etched glass.  
 Size: 13-3/8" dia., 6-3/8" ht.  
 Lamps: Two candelabra base lamps, each 60w max.



**Ceiling Fan Light Kit**  
**P2628-20 Antique Bronze**  
 Universal-style with quick connect wiring. Etched glass.  
 Size: 13-3/8" dia., 6-3/8" ht.  
 Lamps: Two candelabra base lamps, each 60w max.

# Recessed



**Drop Opal Shower**  
**P8007-60 White**  
 Metal flange. For insulated ceilings. 8-1/4" outside diameter.  
 Size: 8-1/4" w.



**White Baffle**  
**P8066-28 White**  
 Step Baffle. For insulated ceilings. 7-3/4" outside diameter.  
 Size: 7-3/4" w.



**Open Trim**  
**P8072-28 Bright White**  
 Open Splay. For insulated ceilings. 7-3/4" outside diameter.  
 Size: 7-3/4" w.,



**White Eyeball**  
**P8076-28 Bright White**  
 Eyeball. For insulated ceilings. Rotates 358, tilts 30 max. 7-3/4" outside diameter.  
 Size: 7-3/4" w., 7-1/8" ht.



**Recessed Can**  
**P87-AT**  
 Unit can be installed in ceilings from 1/2" to 2-1/2" thick. Heavy duty mounting frame, full reflector design, UL & CUL listed for damp locations.  
 Size: 6-7/8" ceiling opening L., 7-3/8" frame w., 10-3/4" frame ht. Extends 7-1/2".

# Undercabinet/Step Light



**Undercabinet**  
**P7004-30 White**  
 All have a white acrylic diffuser and white baked enamel housing. Standard 120V NPF ballast.  
 Size: 5" w., 1-1/8" ht. Extends 12-7/8".  
 Lamp: One F8T5 lamp 8w.



**Undercabinet**  
**P7011-30 White**  
 All have a white acrylic diffuser and white baked enamel housing. Standard 120V NPF ballast.  
 Size: 5" w., 1-1/8" ht. Extends 21-1/4".  
 Lamp: One F13T5 lamp 13w.



**Step Light**  
**P6820-30TG White**  
 Therma-Guard protection. Porcelain socket.  
 Size: 8-5/8" w., 5-7/8" ht. Extends 3-1/2".  
 Lamp: One 60w A19.



**Undercabinet**  
**P7014-30 White**  
 All have a white acrylic diffuser and white baked enamel housing. Standard 120V NPF ballast.  
 Size: 24-1/2" L., 5" w., 1-1/8" ht.  
 Lamps: Two F8T5 lamps, each 8w.



**Undercabinet**  
**P7201-30WB White**  
 White acrylic diffuser with white metal housing. Can be mounted directly to junction box.  
 Size: 18-1/4" w., 4" ht. Extends 1-3/8".  
 Lamp: One T8 lamp 15w (included).



# Track/Fluorescents




## Track

**P9215-28 Bright White**  
Track heads complete with black baffle.  
Size: 4-3/8" w., 8-1/2" ht.  
Lamps: Three 75w PAR 30 long neck or three 65w BR 30.



## 24" Wrap Fluorescent

**P7183-30EB White**  
Wrap around with clear extruded acrylic diffuser. Squared white end caps. Surface mounted white chassis regressed within trim with 120V HPF electronic ballast  
Size: 24" L., 7-3/4" w., 3" ht.  
Lamps: Two F17T8 lamps, each 17w.



## 48" Wrap Fluorescent

**P7186-30EB White**  
Wrap around with clear extruded acrylic diffuser. Square white end caps. Surface mounted white chassis regressed within trim and electronic 120V HPF ballast.  
Size: 48" L., 7-3/4" w., 3" ht.  
Lamps: Two F32T8 lamps, each 32w.



## 52" Two-Light Fluorescent

**P7279-60EB White**  
Contoured, shallow white acrylic clouds diffuser suspended from white chassis. 120V HPF electronic ballast.  
Size: 12" w., 4-5/8" ht. Extends 52".  
Lamps: Two T8 lamps, each 32w max.



## 52" Four-Light Fluorescent

**P7280-60EB White**  
Contoured, shallow white acrylic clouds diffuser suspended from white chassis. 120V HPF electronic ballast.  
Size: 18" w., 4-5/8" ht. Extends 52".  
Lamps: Four T8 lamps, each 32w max.

# Outdoor



## Flood

**P5203-20 Antique Bronze**  
**P5203-30 White**  
**P5203-31 Black**  
Two painted adjustable swivel floodlights with lamp shroud. Aluminum construction.  
Size: 6-1/4" dia., 9" ht.  
Lamps: Two PAR38, each 150w max.



## Wall Lantern

**P5607-31 Black**  
One-light wall lantern.  
Size: 4-1/2" dia., 8" ht.  
Extends 6".  
Lamps: One medium base, 100w max.



## Wall Lantern

**P5602-31 Black**  
**P5602-20 Antique Bronze**  
One-light with clear marine glass.  
Size: 4-1/2" dia., 7-1/4" ht.  
Extends 5-1/2".  
Lamps: One medium base, 75w max.



## Post

**P5390-31 Black**  
Alluminum post.  
Size: 3" dia., 7' ht.

# Outdoor



**Ceiling**  
**P3883-20** Antique Bronze  
**P3883-31** Black  
 One-light close-to-ceiling from the Westport Collection.  
 Size: 9" dia., 10-1/4" ht.  
 Lamps: One medium base, 100w max.



**Post Lantern**  
**P5434-31** Black  
**P5434-20** Antique Bronze  
 Two-light post lantern from the Westport Collection.  
 Size: 11" dia., 19" ht.  
 Lamps: Two candelabra base, 60w max.




**Hanging Ceiling**  
**P5530-20** Antique Bronze  
**P5530-31** Black  
 One-light hanging light from the Westport Collection.  
 Size: 9" dia., 14-7/8" ht.  
 Lamps: One medium base, 100w max.



**One-Light Wall Lantern**  
**P5862-20** Antique Bronze  
**P5862-31** Black  
 One-light wall lantern from the Westport Collection.  
 Size: 6-7/8" W., 12-3/4" ht.  
 Lamps: One medium base, 60w max.



**One-Light Wall Lantern**  
**P5863-31** Black  
**P5863-20** Antique Bronze  
 One-light wall lantern from the Westport Collection.  
 Size: 9" W., 16" ht.  
 Lamps: One medium base, 100w max.



**Two-Light Wall Lantern**  
**P5864-20** Antique Bronze  
**P5864-31** Black  
 Two-light wall lantern from the Westport Collection.  
 Size: 11" dia., 18-3/4" ht.  
 Lamps: Two candelabra base, 60w max.

# Outdoor



**Ceiling**  
HS71011-125 Bronze  
HS71011-31 Black  
Two-light flushmount.  
Size: 11-1/2" dia., 4-7/8" ht.  
Lamps: Two medium base,  
60w max.



**Post Lantern**  
HS71009-125 Bronze  
HS71009-31 Black  
One-light post lantern.  
Size: 7-1/4" W., 16-3/8" ht.  
Fits 3".  
Lamps: One medium base,  
100w max.



**Wall Lantern**  
HS71006-125 Bronze  
HS71006-31 Black  
One-light wall lantern.  
Size: 6" W., 14-1/4" ht.  
Extends 8".  
Lamps: One medium base,  
100w max.



**Wall Lantern**  
HS71008-31 Black  
HS71008-125 Bronze  
One-light wall lantern.  
Size: 7-1/4" W., 15-5/8" ht.  
Extends 9-5/8".  
Lamps: One medium base,  
100w max.



**Wall Lantern**  
HS71007-31 Black  
HS71007-125 Bronze  
One-light wall lantern.  
Size: 7-1/4" W., 15-5/8" ht.  
Extends 9-5/8".  
Lamps: One medium base,  
100w max.



**Corporate Office**  
 State Electric Supply Company  
 2010 2nd Avenue  
 Huntington, WV 25703  
 Phone: 304.523.7491

**Illinois**

State Electric Supply Company  
 1911 West Rendleman Street  
 Marion, IL 62959  
 Phone: 618.993.5197

**Kentucky**

State Electric Supply Company  
 2528 Greenup Avenue  
 Ashland, KY 41101  
 Phone: 606.324.8011

State Electric Supply Company  
 122 Johnson Street  
 Pikeville, KY 41501  
 Phone: 606.432.3163

State Electric Supply Company  
 1518 Industrial Park Drive  
 Maysville, KY 41056  
 Phone: 606.759.9207

State Electric Supply Company  
 1121 Central Avenue  
 South Williamson, KY 41503  
 Phone: 606.237.7150

State Electric Supply Company  
 1420 East Cumberland Avenue  
 Middlesboro, KY 40965  
 Phone: 606.248.1730

**North Carolina**

Shepherd Electric  
 8065 Chapel Hill Road  
 Cary, NC 27513  
 Phone: 919.467.4802

Ligon Electric Supply Company  
 1991 Statesville Road  
 North Wilkesboro, NC 28659  
 Phone: 336.667.7420

Ligon Electric Supply Company  
 1100 Concord Parkway North  
 Concord, NC 28027  
 Phone: 704.788.3300

Shepherd Electric  
 3925 Tarheel Drive  
 Raleigh, NC 27609  
 Phone: 919.821.5320

Shepherd Electric  
 1111 Person St  
 Durham, NC 27703  
 Phone: 919.596.1396

Shepherd Electric  
 815 Julian R. Alsbrook Hwy  
 Roanoke Rapids, NC 27870  
 Phone: 252.535.3171

Shepherd Electric  
 801 South George Street  
 Goldsboro, NC 27530  
 Phone: 919.735.1701

Ligon Electric Supply Company  
 1415 South Main Street  
 Salisbury, NC 28144  
 Phone: 704.633.9131

Ligon Electric Supply Company  
 2709 Patterson Street  
 Greensboro, NC 27407  
 Phone: 336.855.8200

Ligon Electric Supply Company  
 130 Houston Road  
 Troutman, NC 28166  
 Phone: 704.528.8081

Shepherd Electric  
 1953 Martin Luther King Jr. Blvd.  
 Kinston, NC 28501  
 Phone: 252.523.7685

Ligon Electric Supply Company  
 1221 National Drive  
 P.O. Box 5098  
 Winston Salem, NC 27103  
 Phone: 336.723.9656

Ligon Electric Supply Company  
 989 West Pine Street (Hwy. 89)  
 Mt. Airy, NC 27030  
 Phone: 336.786.9816

**return address**

red dotted line is just for placement. not to be printed.

**mailing info**

**Ohio**

State Electric Supply Company  
 9 Herrold Avenue  
 Athens, OH 45701  
 Phone: 740.594.1177

State Electric Supply Company  
 319 Forest Rose Avenue  
 Lancaster, OH 43130  
 Phone: 740.654.0830

State Electric Supply Company  
 13 Renick Avenue  
 Chillicothe, OH 45601  
 Phone: 740.774.1107

State Electric Supply Company  
 2045 8th Street  
 Portsmouth, OH 45662  
 Phone: 740.354.3141

Central Industrial Supply  
 1050 East Main Street  
 Chillicothe, OH 45601  
 Phone: 740.773.1171

**Virginia**

State Electric Supply Company  
 390 Arbor Drive  
 Christiansburg, VA 24073  
 Phone: 540.382.6415

State Electric Supply Company  
 3105 Shenandoah Avenue, NW  
 Roanoke, VA 24017  
 Phone: 540.343.3800

State Electric Supply Company  
 348 North Monroe Avenue  
 Covington, VA 24426  
 Phone: 540.965.5200

State Electric Supply Company  
 225 North 11th Street  
 Wytheville, VA 24382  
 Phone: 276.228.3191

State Electric Supply Company  
 1011 Commerce Road  
 Richmond, VA 23224  
 Phone: 804.232.8911

**West Virginia**

State Electric Supply Company  
 530 Ragland Road  
 Beckley, WV 25801  
 Phone: 304.256.2200

State Electric Supply Company  
 181 Oak Carriage Lane  
 Lewisburg, WV 24901  
 Phone: 304.647.5200

State Electric Supply Company  
 820 Bluefield Avenue  
 Bluefield, WV 24701  
 Phone: 304.327.3464

State Electric Supply Company  
 Rt. 10 South, McConnell Addition  
 Logan, WV 25601  
 Phone: 304.752.3161

Tolley Electric Company  
 Route 50 East  
 Clarksburg, WV 26301  
 Phone: 304.624.7467

State Electric Supply Company  
 4601 Camden Avenue  
 Parkersburg, WV 26102  
 Phone: 304.424.8100

State Electric Supply Company  
 1223 Charles Avenue  
 Dunbar, WV 25064  
 Phone: 304.766.0500

State Electric Supply Company  
 108 Walnut Street  
 Princeton, WV 24740  
 Phone: 304.425.1718

SESCO DataComm  
 405 12th Street  
 Dunbar, WV 25064  
 Phone: 304.768.3600

Tolley Electric Company  
 3069 University Avenue  
 Morgantown, WV 26505  
 Phone: 304.598.1133

State Electric Supply Company  
 2010 2nd Avenue  
 Huntington, WV 25703  
 Phone: 304.523.7491



Not all fixtures are in-stock at every location.

For additional fixtures view our online showroom at [www.stateelectriclighting.com](http://www.stateelectriclighting.com) or [www.progresslighting.com](http://www.progresslighting.com)

[www.facebook.com/stateelectric](http://www.facebook.com/stateelectric)

