

RDC/QS Guide

REGIONAL DISTRIBUTION CENTER STOCK AND
QUICK-SHIP PRODUCT GUIDE

EFFECTIVE OCTOBER 1, 2015



COLUMBIA LIGHTING
PRECISION-PARAGON [P2]
ALERA LIGHTING
PRESCOLITE
HUBBELL INDUSTRIAL LIGHTING
HUBBELL OUTDOOR LIGHTING
SPAULDING LIGHTING
SPORTSLITER SOLUTIONS
KIM LIGHTING
ARCHITECTURAL AREA LIGHTING
BEACON PRODUCTS
DUAL-LITE
COMPASS PRODUCTS
WHITWAY



HUBBELL
Lighting

The Hubbell Lighting Advantage

From lighting design to warranty, Hubbell Lighting is grounded in serving our customers needs. We understand that there is no one size fits all, especially for unique applications. We are your turnkey solution for fixtures and controls that span the full spectrum of lighting technologies. We also provide comprehensive retrofit lighting and controls solutions to help customers choose the best lighting systems and controls, including measurable energy cost reduction. We'll even finance their entire lighting upgrade project, including labor and materials.

Industry Leading Product Lines

The product lines you offer to your customers are a direct reflection of your business. Our products encompass the most prestigious portfolio of brand names in the lighting industry with leading positions in the markets we serve.



Innovative Product Leadership

The fast-evolving technology landscape is fundamentally changing the lighting marketplace. Hubbell Lighting's investment in EnergyStar and DesignLights Consortium (DLC)-qualified solid-state lighting fixtures and controls and is helping to create the next generation of innovative new products that will help your customers save money, reduce maintenance costs and improve our environment. To access our comprehensive offering of solid-state lighting products visit www.hubbellighting.com/LED.



Ease of Doing Business

Providing you the products and information you need quickly and effectively is critical to your success. Hubbell Lighting's healthy inventory of stocked and Quick-Ship products supported by online tools, best-in-class customer support and easy-to-do-business terms and conditions are all designed to keep you focused on what matters.

Tools For Growth

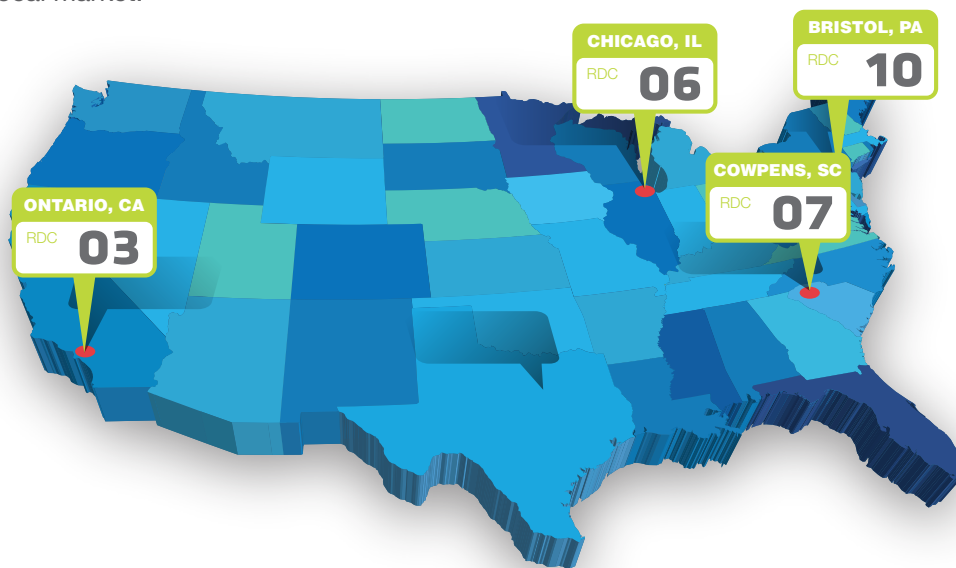
Our distributor partner benefits are designed to strengthen your business and promote your growth. Turning inventory is a lot easier with our commitment to business planning, joint sales calls, marketing and merchandising support. Our Alliance Distributor Program is power-packed with tools you can leverage to meet your sales goals.

Service Solutions

Hubbell Lighting's healthy inventory of stock and Quick-Ship enabled products are reinforced by our strong commitment to making it easy to do business with us. Online tools, superior customer support and easy terms are all designed to provide you with the products and information you need to help grow your sales.

Regional Distribution Centers

Hubbell Lighting's Regional Distribution Centers (RDC) are strategically located across the United States to ensure the products you need arrive on time, every time. Each RDC stocks different product inventory based on the unique needs of your local market.



Quick-Ship

Our QS10 and now QS5 programs are comprised of a vast collection of fast-available SKUs in as little as five days.

- Features a simple ordering process - no special nomenclature required - simply mark your PO as Quick Ship.
- It is not necessary to split POs when ordering Quick Ship and RDC items.
- Maximum quantities are noted either by brand or by product. This maximum quantity is on a per project basis. If you require larger quantities, we generally will be able to accommodate your customer. Please contact your local representative.
- Lead-time begins when the factory receives a clean order after credit approval. Quick Ship items originate from manufacturing facilities. Please check with your Hubbell representative for approximate transit times.
- Specific brand guidelines may apply as noted.
- In today's world, LED/Solid State Lighting is continually evolving. As we continue to offer the most up-to-date products, please check www.hubbellighting.com for the most current QS and stock item information.

* Products included in the RDC and Quick-Ship program are subject to change without notice. Material in the RDC is available for shipment within 24 hours - or consolidation for your weekly 3S shipment to stock. Lead times are 5 working days (QS5), 10 working days (QS10) and 20 working days (LT20).

Ease of Doing Business



3S Scheduled Stock Shipments

Distributor locations that consistently do at least \$60,000 in business annually with Hubbell Lighting are eligible to participate in our 3S Scheduled Stock Shipment program.

- Receive all your orders in a regularly scheduled weekly stock shipment
- More consistent flow of materials improves your warehouse efficiency
- Reduces number of shipments received, which means higher fill rates, less frequent handling, minimized damage
- Faster shipping to contractors/end-users reduces lead-time for distributor stock

Electronic Transaction Tools

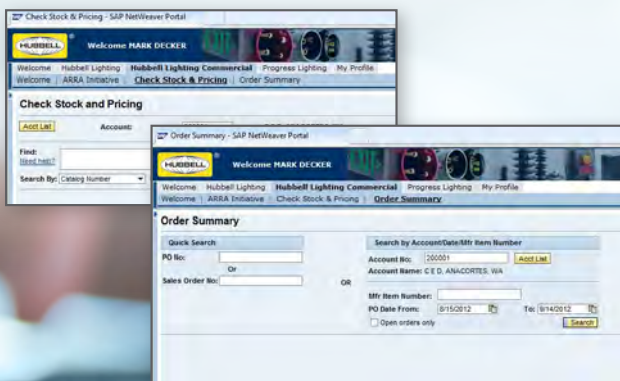
A proven leader in electronic data transfer, as recognized with our Platinum Level status in IDEA's industry data warehouse (IDW) Bands of Excellence program, Hubbell Lighting supports your business through fast, up-to-date electronic master data, giving you instant access to purchasing and product marketing content and directly supported by EDI transaction capabilities to improve efficiency.

www.hubbell.com/Home/EBusiness/EDI.htm



MyHubbell.com

Your 24/7 online distributor portal to check orders and inventory, review shipping status. MyHubbell.com puts the answers at your fingertips.



Electronic Marketing Tools

Whether you're on the road or at the computer, you can find the latest Hubbell lighting product information including editable specification sheets, photometry and brochures at www.hubbellighting.com or via our Apple iOS or Android apps directly from your mobile device. With thousands of visitors on our sites monthly, Alliance Distributor Partners are also prominently featured in our "Find a Distributor" section to drive sales to your door.



Distributor's Electronic Price Guide

Your Hubbell Lighting Agent can now provide you a customized pricing guide tailored with only the products you stock and distribute, arming your sales team and customers with a flexible easy reference tool for field use.

Distributor's Online Cross Reference Tool

Enter a competitor's SKU; get the Hubbell Lighting equivalent instantly.

www.hubbellighting.com/resources/cross_reference/



ExpressLine

ExpressLine is your pass to the fast lane with counter-ready, contractor-friendly ExpressLine SKUs in more than 30 product series.

Add retail-smart, easy-to-read packaging with relevant product information and you're driving inventory turns ... fast.

Tools For Growth

Hubbell Lighting is about creating growth together. Our createchange® Retrofit Lighting & Controls Solutions demonstrate the value of a lighting retrofit to your customers in real dollars. Cash Flow Positive Financing provides real-world solutions to get lighting projects funded.



createchange® Retrofit Lighting & Controls Solutions

Createchange® is your headquarters for retrofit lighting solutions from concept through project implementation. Hubbell Lighting's collection of createchange® retrofit lighting and controls solutions, tools and resources are all designed to help your customers maximize energy savings while improving the quality of lighting. Visit www.hubbellighting.com/solutions/retrofit/ to find online tools and calculators.



Cash Flow Positive Financing Solutions for Lighting Projects

Taking advantage of the money-saving opportunities of a lighting retrofit project has never been easier with Hubbell Lighting's Cash Flow Positive financing program. Hubbell Capital can fund your customer's entire lighting upgrade including labor and materials, while in many cases still providing a positive cash flow from day one. Check out www.hubbellighting.com/resources/financing/ for the complete story.

Table of Contents

Accessories	27	LED Vaportites	78-79
ALERA EXPRESS PROGRAM RULES	37	LED Wallpacks/Wall mount	72-77, 84-86, 100
Architektur CFL	40	Lensed Troffer Fluorescent	11, 12, 13, 14
Architektur LED	41	Lensed Troffer LED	1
Architektur Quad Tube	41	Lightvault Accessories	106
Architektur Triple Tube	40, 41	Linear Highbay Fluorescent	19, 20, 21, 22
Architektur Vertical Triple	41	Linear Highbay LED	4
ArchiTrak®	56-57	LiteBox®	52-55
Area Lighting LED	97, 98, 109	LiteBox® LED	51-52
Bollards	88, 98	LiteForms®	57
Ceiling Mount Outdoor	78	LiteFrame® CFL	48-49
Conversion Kits	29	LiteFrame® LED	43-47
Direct/Indirect Fluorescent	33-36	LiteStep®	56
Direct/Indirect LED	31-32	Lowbay HID	56
Downlighting Accessories	55	Marker Lights LED	65
Dusk-to-Dawn Lighting	81	Motion Sensors	81
Emergency Lighting	115-140	Mounting Brackets & Adapters	79
Emergency Lighting Accessories	135	Poles, Pole Accessories	89-91, 99
Enclosed & Gasketed Luminaire Fluorescent	26	Quartz Floodlighting	69
Enclosed & Gasketed Luminaire LED	4	Recessed Architectural Fluorescent	7, 8, 9
Exit Signs	125-131, 136-138	Recessed Architectural LED	2, 3, 6
ExpressLine Highbay & Lowbay	60	Retroficient™ LiteFrame® LED	42-43
FireTight™	50-51	Roadway Lighting	86
Floodlighting	72-73, 100, 102	Severe Location Lighting	62
Gas Station	112	Site/Roadway Lighting	97-98
Grow Light LED	60	Small Viper	111
Hazardous Location Lighting	63	Sportslighting	93-95
High Performance Parabolic Fluorescent	10	Stairwell & Wall Mount Fluorescent	15
Highbay LED	59	Striplight & Wraparounds Fluorescent	16, 17, 23, 24, 25
Industrial Accessories	61-62	Striplight & Wraparounds LED	5
Industrial Fluorescent Highbay	19	Surface Mount Canopy	113
Industrial Strip with Reflector Fluorescent	18, 23	Undercabinet Fluorescent	15
Inverters	122-124	Vandal Resistant Shields	135
Lampholders	81	Vaportites	65, 79-80
Landscape Lighting	80-81, 101-105	Vaportites LED	64
Landscape Lighting Accessories	106	Vaportites Non-Metallic	64
Large Viper	111	Wall Director	99
LED Area Lighting	68, 86-88, 111	Wallpack Accessories	79
LED Floodlighting	68-69, 84, 101, 103	Wallpacks/Wall Mount	83-85
LED Landscape Lighting	80, 101-105	Worklights	69
LED Stairwell Radius Wrap	29		

Brand Alphanumeric Index

Columbia Lighting	xi-27	Sportsliter Solutions	92-95
Precision-Paragon [P2]	28-29	Kim Lighting	96-107
Alera Lighting	30-37	Architectural Area Lighting	108-109
Prescolite	38-57	Beacon Products	110-111
Hubbell Industrial Lighting	58-65	Whiteway	112-113
Hubbell Outdoor Lighting	66-81	Dual-Lite	114-135
Spaulding	82-91	Compass Products	136-140



CHRIST CHURCH
EPISCOPAL SCHOOL
STATE CHAMPIONS
BOYS BASKETBALL
CLASS A
2010

CHRIST CHURCH
EPISCOPAL SCHOOL
STATE CHAMPIONS
BOYS SOFTBALL
CLASS A
2011

CHRIST CHURCH
EPISCOPAL SCHOOL
STATE CHAMPIONS
BOYS SOCCER
CLASS A
2011

CHRIST CHURCH
EPISCOPAL SCHOOL
STATE CHAMPIONS
BOYS TENNIS
CLASS AAA
2011

CHRIST CHURCH
EPISCOPAL SCHOOL
STATE CHAMPIONS
BOYS TENNIS
CLASS 3 - 4A
2012

CHRIST CHURCH
EPISCOPAL SCHOOL
STATE CHAMPIONS
BOYS TENNIS
CLASS AAA
1999

CHRIST CHURCH
EPISCOPAL SCHOOL
STATE CHAMPIONS
BOYS TENNIS
CLASS 3 - 4A
2012

CHRIST CHURCH
EPISCOPAL SCHOOL
STATE CHAMPIONS
BOYS TENNIS
CLASS AAA
1999

CHRIST CHURCH
EPISCOPAL SCHOOL
STATE CHAMPIONS
BOYS CROSS COUNTRY
CLASS AAA
1999

CHRIST CHURCH
EPISCOPAL SCHOOL
STATE CHAMPIONS
BOYS CROSS COUNTRY
CLASS AAA
1999

CHRIST CHURCH
EPISCOPAL SCHOOL
STATE CHAMPIONS
BOYS WRESTLING
CLASS AAA
1999


CHRIST CHURCH
EPISCOPAL SCHOOL
STATE CHAMPIONS
BOYS WRESTLING
CLASS AAA
1999

CHRIST CHURCH
EPISCOPAL SCHOOL
STATE CHAMPIONS
BOYS WRESTLING
CLASS AAA
1999

AVAILABLE	REVALUED	GUEST
FOOTBALL	PLAYER FOUL	TOLL FOULS
SCORE	MATCH	SCORE

CCES STATE CHAMPIONSHIPS	
CLASS	CHAMPION
CLASS AAA	CCES
CLASS AA	CCES
CLASS A	CCES

CCES BOOSTER CLUB
CONCESSIONS



LJT - LED Lensed Troffer



Regional Distribution Center Stock List



Part Number	Catalog Number	UPC Code	Description	CA 03	IL 06	PA 10	SC 07	Wt. each	# on Pallet	Price
93048975	LJT22-35HLG-FSA12-EDU	078531121228	LED 2X2 Lensed Troffer, 3500K, 3800 Lumens, 0-10V Dimming Driver	•	•	•	•	20.0	36	
93053880	LJT22-40HLG-FSA12-EDU	078531123185	LED 2X2 Lensed Troffer, 4000K, 3800 Lumens, 0-10V Dimming Driver	•	•	•	•	20.0	36	
93048976	LJT24-35MLG-FSA12-EDU	078531121235	LED 2X4 Lensed Troffer, 3500K, 4800 Lumens, 0-10V Dimming Driver	•	•	•	•	20.0	26	
93053881	LJT24-40MLG-FSA12-EDU	078531123192	LED 2X4 Lensed Troffer, 4000K, 4800 Lumens, 0-10V Dimming Driver	•	•	•	•	20.0	26	



10-Day Quick Ship Ordering Guide

Order Limit Per Fixture Selection: 100

LJT	-		G	-	FS	-		U	-	
MODEL LJT LED Lensed Troffer	COLOR TEMP 35 3500K 40 4000K	CEILING TYPE G Grid ¹	SHIELDING A12 Pattern 12 Acrylic Lens A12125 Pattern 12 Acrylic Lens, 0.125" Nominal	SIZE 22 2' x 2' 24 2' x 4'	LUMEN OUTPUT LW Low Watt (2x4 only) ML Medium Lumen HL High Lumen VL Very High Lumen XL Extra High Lumen (2x4 only)	DOOR FS White Flush Steel	DRIVER E Fixed Output ED 0-10V Dimming	VOLTAGE U 120V-277V	OPTIONS C388 3-Wire Flex C488 4-Wire Flex C588 5-Wire Flex ELL14 Emergency Battery Pack Installed, 1400 Lumen ²	

¹ For hard ceilings use flange kit accessory.

² For compatibility with Dual-Lite LiteGear[®] inverters in lieu of EL Battery Pack, contact Hubbell Lighting Representative.



RLA - Recessed LED Architectural

3S SCHEDULED
STOCK
SHIPMENTS

Regional Distribution Center Stock List

LED

Part Number	Catalog Number	UPC Code	Description	CA 03	IL 06	PA 10	SC 07	Wt. each	# on Pallet	Price
93060770	RLA22-35HLG-EDU	078531124717	LED 2X2 Architectural Troffer, 3500K, 3600 Lumens, 0-10V Dimming Driver	•	•	•		13.0	18	
93060771	RLA22-40HLG-EDU	078531124724	LED 2X2 Architectural Troffer, 4000K, 3600 Lumens, 0-10V Dimming Driver	•	•	•		13.0	18	
93060772	RLA24-35MLG-EDU	078531124731	LED 2X4 Architectural Troffer, 3500K, 5100 Lumens, 0-10V Dimming Driver	•	•	•		27.0	18	
93060774	RLA24-40MLG-EDU	078531124748	LED 2X4 Architectural Troffer, 4000K, 5100 Lumens, 0-10V Dimming Driver	•	•	•		27.0	18	

QS
10

10-Day Quick Ship Ordering Guide

Order Limit Per Fixture Selection: 100

RLA	-		-	G		-	U	-	
MODEL		COLOR TEMP		CEILING TYPE		DRIVER	VOLTAGE		OPTIONS
RLA Recessed LED Architectural Luminaire		35 3500K 40 4000K		G Grid ¹		E Fixed Output ED 0-10V Dimming	U 120V-277V		C388 3-Wire Flex C488 4-Wire Flex C588 5-Wire Flex ELL14 Emergency Battery Pack Installed, 1400 Lumen ²
	SIZE		LUMEN OUTPUT						
	22 2' x 2' 24 2' x 4'		LW Low Watt ML Medium Lumen HL High Lumen VL Very High Lumen						

¹ For drywall, order G with Flange Kit Accessory.
² For compatibility with Dual-Lite LiteGear[®] inverters in lieu of installed Battery Pack, contact Hubbell Lighting Representative.



LCAT - LED Contemporary Architectural Troffer



Regional Distribution Center Stock List

Part Number	Catalog Number	UPC Code	Description	CA 03	IL 06	PA 10	SC 07	Wt. each	# on Pallet	Price
93062973	LCAT22-35MLG-EDU	078531125929	LED 2x2 Contemporary Architectural Troffer, 3500K, 3259 Lumens, 0-10V Dimming Driver	•	•	•	•	15	18	
93062974	LCAT22-40MLG-EDU	078531125936	LED 2x2 Contemporary Architectural Troffer, 4000K, 3326 Lumens, 0-10V Dimming Driver	•	•	•	•	15	18	
93062967	LCAT24-35LWG-EDU	078531125868	LED 2x4 Contemporary Architectural Troffer, 3500K, 4170 Lumens, 0-10V Dimming Driver	•	•	•	•	20	18	
93062969	LCAT24-35MLG-EDU	078531125882	LED 2x4 Contemporary Architectural Troffer, 3500K, 4788 Lumens, 0-10V Dimming Driver	•	•	•	•	20	18	
93062968	LCAT24-40LWG-EDU	078531125875	LED 2x4 Contemporary Architectural Troffer, 4000K, 4307 Lumens, 0-10V Dimming Driver	•	•	•	•	20	18	
93062970	LCAT24-40MLG-EDU	078531125899	LED 2x4 Contemporary Architectural Troffer, 3500K, 4886 Lumens, 0-10V Dimming Driver	•	•	•	•	20	18	



10-Day Quick Ship Ordering Guide

Order Limit Per Fixture Selection: 100

FALL
2015

LCAT	-		-	G		-	U	-	
MODEL		COLOR TEMP		CEILING TYPE	DRIVER		VOLTAGE		OPTIONS
LCAT LED Contemporary Architectural Troffer		35 3500K 40 4000K		G Grid Lay-in ¹	E Fixed Output ED 0-10V Dimming		U 120V-277V		ELL14 Emergency Battery Pack Installed, 1400 Lumen ² C388 3-Wire Flex C488 4-Wire Flex C588 5-Wire Flex
	SIZE		LUMEN OUTPUT						
	22 2' x 2' 24 2' x 4'		LW Low Watt ML Medium Lumen HL High Lumen VL Very High Lumen						

¹ For drywall, order G with Flange Kit Accessory.
² For compatibility with Dual-Lite LiteGear® inverters in lieu of installed Battery Pack, contact Hubbell Lighting Representative.



LXEM - LED Enclosed & Gasketed Luminaire

35 SCHEDULED
STOCK
SHIPMENTS

Regional Distribution Center Stock List




Part Number	Catalog Number	UPC Code	Description	CA 03	IL 06	PA 10	SC 07	Wt. each	# on Pallet	Price
93055613	LXEM4-35ML-RFA-EU	078531123666	LED 4' Vapor Tight, 3500K, 4900 Lumens		●		●	14.0	55	
93060768	LXEM4-40HL-RFA-EDU	078531124700	LED 4' Vapor Tight, 4000K, 6000 Lumens		●	●		14.0	55	
93056144	LXEM4-40ML-RFA-EDU	078531123932	LED 4' Vapor Tight, 4000K, 4900 Lumens	●	●	●		14.0	55	
93061875	LXEM8-40ML-RFA-EDU	078531125189	LED 8' Vapor Tight, 4000K, 9850 Lumens		●			30.0	45	



10-Day Quick Ship Ordering Guide

Order Limit Per Fixture Selection: 50

LXEM										
MODEL	SIZE	COLOR TEMP	LUMEN OUTPUT	SHIELDING	DRIVER	VOLTAGE	OPTIONS			
LXEM LED Enclosed and Gasketed	4 4' 8 8'	35 3500K 40 4000K	LW Low Watt ML Medium Lumen HL High Lumen VL Very High Lumen	RFA Ribbed Frosted Acrylic	E Fixed Output ED 0-10V Dimming	U 120V-277V	SSL Stainless Steel Tamper Resistant Ready Latches TP Tamper Proof Latches ELL14 Emergency Battery Pack Installed, 1400 Lumens			



LLHV - LED Highbay

35 SCHEDULED
STOCK
SHIPMENTS

Regional Distribution Center Stock List



Part Number	Catalog Number	UPC Code	Description	CA 03	IL 06	PA 10	SC 07	Wt. each	# on Pallet	Price
93052593	LLHV4-40L-WST-EDU	078531126162	LED 4', 120-277V, 2 Drivers	●				20.0	24	
93052470	LLHV4-40M-WST-EDU	078531024000	LED 4', 120-277V, 2 Drivers	●	●	●	●	20.0	24	
93052471	LLHV4-40H-WST-EDU	078531024017	LED 4', 120-277V, 3 Drivers		●	●		20.0	24	
93061350	LLHV4-50L-WST-EDU-OS1360	078531125028	LED 4', 120-277V, 2 Drivers, Wasp 360° Sensor	●				20.1	24	
93061349	LLHV4-50M-WST-EDU-OS1360	078531125011	LED 4', 120-277V, 2 Drivers, Wasp 360° Sensor	●				20.2	24	



10-Day Quick Ship Ordering Guide

Order Limit Per Fixture Selection: 100

LLHV	4									
MODEL	COLOR TEMP	REFLECTOR	UPLIGHT	DRIVER	VOLTAGE	OPTIONS				
LLHV VersaBay® LED High Bay	40 4000K 50 5000K	N Narrow Distribution W Wide Distribution	ST Solid Top (no uplight)	E Fixed Output ED 0-10V Dimming	U 120V-277V	C6TL15_ 6' Cord and Twist-Lock™ Plug 15A (Add Voltage: 1=120, 2=277) C6TL20_ 6' Cord and Twist-Lock™ Plug 20A (Add Voltage: 1=120, 2=277) C6P151 6' Cord and Straight Blade Plug 15A, 120V ELL14 Emergency Battery Pack Installed, 1400 Lumen ¹				
SIZE	LUMEN OUTPUT									
4 4'	L Low Watt M Medium Lumen H High Lumen									

¹ ELL14 reduces max ambient temperature to 40°C. If combined with lens max is 30°C.



LCS - LED Striplight



3S SCHEDULED STOCK SHIPMENTS Regional Distribution Center Stock List

Part Number	Catalog Number	UPC Code	Description	CA 03	IL 06	PA 10	SC 07	Wt. each	# on Pallet	Price
93061877	LCS2-35ML-EDU	078531125202	LED 2' Striplight, 3500K, 3000 Lumens, 0-10v Dimming Driver		●			3.0	125	
93061878	LCS2-40ML-EDU	078531125219	LED 4' Striplight, 4000K, 5600 Lumens, 0-10v Dimming Driver		●			3.0	125	
93052240	LCS4-35ML-EDU	078531122294	LED 4' Striplight, 3500K, 5000 Lumens, 0-10V Dimming Driver		●		●	9.0	62	
93056105	LCS4-40ML-EDU	078531123888	LED 4' Striplight, 4000K, 5000 Lumens, 0-10V Dimming Driver		●		●	9.0	62	
93056106	LCS8-40ML-EDU	078531123895	LED 8' Striplight, 4000K, 11,200 Lumens, 0-10v Dimming Driver		●			12.0	62	



LCL - LED Striplight



3S SCHEDULED STOCK SHIPMENTS Regional Distribution Center Stock List

Part Number	Catalog Number	UPC Code	Description	CA 03	IL 06	PA 10	SC 07	Wt. each	# on Pallet	Price
93060761	LCL4-35ML-EDU	078531124656	LED 4' Lensed Striplight, 3500K, 5000 Lumens, 0-10V Dimming Driver	●	●	●	●	8.0	62	
93060762	LCL4-40ML-EDU	078531124663	LED 4' Lensed Striplight, 4000K, 5000 Lumens, 0-10V Dimming Driver	●	●	●		8.0	62	
93060764	LCL8-35ML-EDU	078531124670	LED 8' Lensed Striplight, 3500K, 10,100 Lumens, 0-10V Dimming Driver		●		●	16.0	62	
93060765	LCL8-40ML-EDU	078531124687	LED 8' Lensed Striplight, 4000K, 10,100 Lumens, 0-10V Dimming Driver		●			16.0	62	



LAW - LED Wraparound



3S SCHEDULED STOCK SHIPMENTS Regional Distribution Center Stock List

Part Number	Catalog Number	UPC Code	Description	CA 03	IL 06	PA 10	SC 07	Wt. each	# on Pallet	Price
93061881	LAW4-35LW-EDU	078531125240	LED 4' Wrap, 4000K, 2500 Lumens, 0-10V Dimming Driver	●	●			14.0	55	
93061879	LAW4-35HL-EDU	078531125226	LED 4' Wrap, 3500K, 5600 Lumens, 0-10V Dimming Driver		●			14.0	55	
93061880	LAW4-40HL-EDU	078531125233	LED 4' Wrap, 4000K, 5600 Lumens, 0-10V Dimming Driver		●			14.0	55	
93055614	LAW4-35ML-EDU	078531123635	LED 4' Wrap, 3500K, 4500 Lumens, 0-10V Dimming Driver	●	●			14.0	55	
93056100	LAW4-40ML-EDU	078531123840	LED 4' Wrap, 4000K, 4500 Lumens, 0-10V Dimming Driver	●	●		●	14.0	55	



LSER - Serrano® LED Architectural Luminaire

QS7
10

10-Day Quick Ship Ordering Guide
Order Limit Per Fixture Selection: 100



LSER	-		G	-		-	U	-	
MODEL	COLOR TEMP	CEILING TYPE	SHIELDING	OPTIONS					
LSER Serrano® LED Architectural Luminaire	35 3500K 40 4000K	G Grid ¹	C Contour	C388 3-Wire Flex	C488 4-Wire Flex	C588 5-Wire Flex	ELL14 Emergency Battery Pack, 1400 Lumen ²		
SIZE	LUMEN OUTPUT	DRIVER		VOLTAGE					
22 2' x 2'	LW Low Watt	E Fixed Output		U 120V-277V					
24 2' x 4'	ML Medium Lumen	ED 0-10V Dimming							
	HL High Lumen								
	VL Very High Lumen								

¹ For drywall, order G with Flange Kit Accessory.

² For compatibility with Dual-Lite LiteGear® inverters in lieu of installed Battery Pack, contact Hubbell Lighting Representative.



LTRE - Transition® Enclosed LED High Efficiency Architectural Lensed

QS7
10

10-Day Quick Ship Ordering Guide
Order Limit Per Fixture Selection: 100



LTRE	-		G	-	RFA	-	U	-	
MODEL	COLOR TEMP	CEILING TYPE	SHIELDING	OPTIONS					
LTRE Transition® Enclosed LED High Efficiency Architectural Lensed	35 3500K 40 4000K	G Grid Lay-in ¹	RFA Ribbed Frosted Acrylic	C388 3-Wire Flex	C488 4-Wire Flex	C588 5-Wire Flex	ELL14 Emergency Battery Pack, 1400 Lumen ²		
SIZE	LUMEN OUTPUT	DRIVER		VOLTAGE					
22 2' x 2'	LW Low Watt (2x4 only)	E Fixed Output		U 120V-277V					
24 2' x 4'	ML Medium Lumen	ED 0-10V Dimming							
	HL High Lumen (2x2 only)								
	VL Very High Lumen (2x2 only)								

¹ For drywall, order G with Flange Kit Accessory.

² For compatibility with Dual-Lite LiteGear® inverters in lieu of installed Battery Pack, contact Hubbell Lighting Representative.



EPC - Full Distribution Luminaire

QS₁₀ 10-Day Quick Ship Ordering Guide
Order Limit Per Fixture Selection: 150

EPC	24	-	2		G	-	SH					
MODEL	NO. OF LAMPS		CEILING TYPE		SHIELDING		VOLTAGE		OPTIONS			
EPC e.poc® Full Distribution Luminaire	2 Two		G Grid		SH Shield Profile		U 120V-277V 347 347V (E and EP only)		C388 3-Wire Flex EL Emergency Battery Pack, T8 EL5 Emergency Battery Pack, T5 EL141 Emergency Battery Pack, 1400 Lumens 1-Lamp T8			
SIZE	LAMP TYPE		BALLAST									
24 2' x 4'	28 4', T5: 28 Watt 32 4', T8 ¹		E Electronic T8, 0.88 Ballast Factor, Instant Start E104 Electronic T8, 1.04 Ballast Factor, Instant Start (2-lamp only) EP Electronic T5, T5HO, 1.0 Ballast Factor or T8, 0.88 Ballast Factor, Programmed Start EP95 Electronic T5, 0.95 Ballast Factor, Programmed Start									
LAMPS INSTALLED (REQUIRED)												
F830 30K 78+CRI 32W T8 Lamps Installed F835 35K 78+CRI 32W T8 Lamps Installed F841 41K 78+CRI 32W T8 Lamps Installed FO830 30K 82CRI 32W T8 Lamps Installed FO835 35K 82CRI 32W T8 Lamps Installed FO841 41K 82CRI 32W T8 Lamps Installed F5830 30K 85CRI T5 or T5HO Lamps Installed F5835 35K 85CRI T5 or T5HO Lamps Installed F5841 41K 85CRI T5 or T5HO Lamps Installed												

¹ Capable of operating 32, 30, 28 or 25 Watt T8 only.



SER - Serrano® Recessed Architectural Luminaire

QS₁₀ 10-Day Quick Ship Ordering Guide
Order Limit Per Fixture Selection: 100

SER				G	-	C						
MODEL	NO. OF LAMPS		CEILING TYPE		SHIELDING		BALLAST		VOLTAGE		OPTIONS	
SER Serrano® Recessed Architectural Luminaire	1 One 2 Two 3 Three		G Grid		C Contour		E Electronic T8, 0.88 Ballast Factor, Instant Start EP Electronic T5, T5HO, 1.0 Ballast Factor or T8, 0.88 Ballast Factor, Programmed Start ETT Electronic Twin Tube, Instant Start EPTT Electronic Twin Tube, Programmed Start 3E 3-Lamp Electronic T8, Instant Start 3EP 3-Lamp Electronic T8, Programmed Start		U 120V-277V 347 347V (T5 and T8 only)		EL Emergency Battery Pack, T8 EL5 Emergency Battery Pack, T5 EL141 Emergency Battery Pack, 1400 Lumens 1-Lamp T8 C388 3-Wire Flex C488 4-Wire Flex	
SIZE	LAMP TYPE		REFLECTOR		LAMPS							
14 1' x 4' 22 2' x 2' 24 2' x 4'	17 2', T8: 17 Watt 24 2', T5HO: 24 Watt 28 4', T5: 28 Watt 32 4', T8 ¹ 40TT Twin Tube Compact, 2G11 Base: 40 Watt		P Performance F Full		F830 30K 78+CRI T8 Lamps Installed F835 35K 78+CRI T8 Lamps Installed F841 41K 78+CRI T8 Lamps Installed FO830 30K 82CRI 32W T8 Lamps Installed FO835 35K 82CRI 32W T8 Lamps Installed FO841 41K 82CRI 32W T8 Lamps Installed F5830 30K 85CRI T5 or T5HO Lamps Installed F5835 35K 85CRI T5 or T5HO Lamps Installed F5841 41K 85CRI T5 or T5HO Lamps Installed FTT830 30K 82CRI 40W TT Lamps Installed FTT835 35K 82CRI 40W TT Lamps Installed FTT841 41K 82CRI 40W TT Lamps Installed							

¹ Capable of operating 32, 30, 28 or 25 Watt T8 only.



STE - Stratus Recessed Direct/Indirect



Regional Distribution Center Stock List

Part Number	Catalog Number	UPC Code	Description	CA 03	IL 06	PA 10	SC 07	Wt. each	# on Pallet	Price
93029796	STE22-217G-MPO-EU	078531017415	2 x 2, 2-L, Metal Perf. Basket w/Overlay, 120-277V T8 Elec Ballast	●	●	●	●	12.0	24	
93029800	STE22-240TTG-MPO-ETTU	078531017408	2 x 2, 2-L, Metal Perf. Basket w/Overlay, 120-277V Twin Tube, Elec Ballast	●	●	●		12.0	24	
93029801	STE22-317G-MPO-EU	078531017439	2 x 2, 3-L, Metal Perf. Basket w/Overlay, 120-277V T8 Elec Ballast		●	●		12.0	24	
93029804	STE24-232G-MPO-EU	078531017385	2 x 4, 2-L, Metal Perf. Basket w/Overlay, 120-277V T8 Elec Ballast	●	●	●	●	20.0	14	
93030408	STE24-232G-MPO-EPU	078531017446	2 x 4, 2-L, Metal Perf. Basket w/Overlay, 120-277V T8 Elec Prog Start Ballast	●	●	●	●	20.0	14	
93029803	STE24-332G-MPO-3EU	078531017378	2 x 4, 3-L, Metal Perf. Basket w/Overlay, 120-277V T8 Elec Ballast	●	●	●	●	20.0	14	
93030410	STE24-332G-MPO-3EPU	078531017460	2 x 4, 3-L, Metal Perf. Basket w/Overlay, 120-277V T8 Elec Prog Start Ballast	●	●	●		20.0	14	
93029802	STE24-332G-MPO-EU	078531017392	2 x 4, 3-L, Metal Perf. Basket w/Overlay, 120-277V T8 Elec (2 Ballasts)	●	●	●	●	20.0	14	

QS5 5-Day Quick Ship Ordering Guide

Order Limit Per Fixture Selection: 100

STE			G	MPO		U		
MODEL	NO. OF LAMPS IN CROSS SECTION	CEILING TYPE	BALLAST	OPTIONS	SIZE	LAMP TYPE	SHIELDING	VOLTAGE
STE Stratus Recessed Indirect	2 Two 3 Three	G Grid Lay-in	E Electronic T8, Instant Start EP Electronic T5, T5HO, or T8, Programmed Start ETT Electronic Twin Tube, Instant Start 3E 3-Lamp Electronic T8, Instant Start 3EP 3-Lamp Electronic T8 or T5, Programmed Start	EL Emergency Battery Pack, T8 EL5 Emergency Battery Pack, T5 EL141 Emergency Battery Pack, 1400 Lumens 1-Lamp T8 F830 30K 78+CRI 17 or 32W T8 Lamps Installed F835 35K 78+CRI 17 or 32W T8 Lamps Installed F841 41K 78+CRI 17 or 32W T8 Lamps Installed FO830 30K 82CRI 17 or 32W T8Lamps Installed FO835 35K 82CRI 17 or 32W T8Lamps Installed FO841 41K 82CRI 17 or 32W T8Lamps Installed F5830 30K 85CRI T5 or T5HOLamps Installed F5835 35K 85CRI T5 or T5HOLamps Installed F5841 41K 85CRI T5 or T5HOLamps Installed FTT830 30K 82CRI 40W TT Lamps Installed FTT835 35K 82CRI 40W TT Lamps Installed FTT841 41K 82CRI 40W TT Lamps Installed C388 3-Wire Flex C488 4-Wire Flex	22 2' x 2' 24 2' x 4'	17 2'; T8: 17 Watt 24 2'; T5HO: 24 Watt 28 4'; T5: 28 Watt 32 4'; T8 ¹ 40TT Twin Tube Compact, 2G11 Base: 40 Watt (2-Lamp only)	MPO Metal Perf w/Overlay	U 120V-277V 347 347V (T5 and T8 only)

¹ Capable of operating 32, 30, 28 or 25 Watt T8 only.



TRA - Transition® High Efficiency Architectural Lensed

QS 10 10-Day Quick Ship Ordering Guide
Order Limit Per Fixture Selection: 100

TRA	-		G	-	CLO	-		-	
MODEL TRA Transition® High Efficiency Architectural Lensed	NO. OF LAMPS IN CROSS SECTION 2 Two 3 Three	CEILING TYPE G Grid Lay-in	BALLAST E Electronic T8, Instant Start EP Electronic T5, T5HO, or T8, Programmed Start ETT Electronic Twin Tube, Instant Start EPTT Electronic Twin Tube, Programmed Start 3E 3-Lamp Electronic T8, Instant Start 3EP 3-Lamp Electronic T8 or T5, Programmed Start E104 Electronic T8, 1.04 Ballast Factor, Instant Start	OPTIONS EL Emergency Battery Pack, T8 EL5 Emergency Battery Pack, T5 EL141 Emergency Battery Pack, 1400 Lumens 1-Lamp T8 F830 30K 78+CRI 17 or 32W T8 Lamps Installed F835 35K 78+CRI 17 or 32W T8 Lamps Installed F841 41K 78+CRI 17 or 32W T8 Lamps Installed FO830 30K 82CRI 17 or 32W T8 Lamps Installed FO835 35K 82CRI 17 or 32W T8 Lamps Installed FO841 41K 82CRI 17 or 32W T8 Lamps Installed F5830 30K 85CRI T5 or T5HO Lamps Installed F5835 35K 85CRI T5 or T5HO Lamps Installed F5841 41K 85CRI T5 or T5HO Lamps Installed FTT830 30K 82CRI 40W TT Lamps Installed FTT835 35K 82CRI 40W TT Lamps Installed FTT841 41K 82CRI 40W TT Lamps Installed C388 3-Wire Flex C488 4-Wire Flex	SIZE 22 2' x 2' 24 2' x 4'	LAMP TYPE 17 2', T8: 17 Watt 24 2', T5HO: 24 Watt 28 4', T5: 28 Watt 32 4', T8 ¹ 40TT Twin Tube Compact, 2G11 Base: 40 Watt (2-Lamp only)	SHIELDING CLO Clear Linear Prism Acrylic with Overlay	VOLTAGE U 120V-277V 347 347V (T5 and T8 only)	

¹ Capable of operating 32, 30, 28 or 25 Watt T8 only.




ZPT - Zero Plenum Troffer

QS 10 10-Day Quick Ship Ordering Guide
Order Limit Per Fixture Selection: 100

ZPT	-	2		G	-		EP	-	U	-	
MODEL ZPT Zero Plenum® Troffer	NO. OF LAMPS 2 Two	CEILING TYPE G Grid Lay-in	REFLECTOR O Open (N/A with PRF) R Ribbed Curve S Smooth Curve	VOLTAGE U 120V-277V 347 347V (T5 only)	SIZE 22 2' x 2' 24 2' x 4'	LAMP TYPE 14 2', T5: 14 Watt 24 2', T5HO: 24 Watt 28 4', T5: 28 Watt 54 4', T5HO: 54 or 51 Watt	SHIELDING LSR Linear Prismatic Lens with Surface Relief Diffuser PRF Metal Perf w/ Overlay	BALLAST EP Electronic T5, 1.00 Ballast Factor (28W or 54W)	OPTIONS C38890 3-Wire Flex, 90° Connector EL5 Emergency Battery Pack (N/A 2 x 2) F5835 35K 85CRI T5 or T5HO Lamps Installed F5841 41K 85CRI T5 or T5HO Lamps Installed		

ACCESSORIES (ORDER SEPARATELY)
ZPTSMK22 ZPT Surface Mounting Kit (2' x 2')
ZPTSMK24 ZPT Surface Mounting Kit (2' x 4')



P4D - High Performance Parabolic

3 SCHEDULED
STOCK
SHIPMENTS

Regional Distribution Center Stock List

Part Number	Catalog Number	UPC Code	Description	CA 03	IL 06	PA 10	SC 07	Wt. each	# on Pal- let	Price
P4D00120	P4D22-232U6G-MA33-S-EU	078531043445	2 x 2, 2-L, 9 Cell MA Lvr, 120-277V T8 Elec Ballast, Static	•	•	•	•	32.0	28	
P4D00156	P4D24-232G-MA26-S-EU	078531043704	2 x 4, 2-L, 12 Cell MA Lvr, 120-277V T8 Elec Ballast, Static	•	•	•	•	32.0	16	
P4D00157	P4D24-332G-MA36-AV-3EU	078531043711	2 x 4, 3-L, 18 Cell MA Lvr, 120-277V 3-L T8 Elec Ballast, Air w/Vanes			•		33.0	16	
P4D00146	P4D24-332G-MA36-S-3EU	078531043483	2 x 4, 3-L, 18 Cell MA Lvr, 120-277V 3-L T8 Elec Ballast, Static	•	•	•	•	33.0	16	
P4D00138	P4D24-332G-MA36-S-EU	078531043414	2 x 4, 3-L, 18 Cell MA Lvr, 120-277V T8 Elec (2 Ballasts), Static	•	•	•	•	35.0	16	
P4D00147	P4D24-432G-MA48-S-4EU	078531043490	2 x 4, 4-L, 32 Cell, 120-277V 4-L T8 Elec Ballast, Static		•	•	•	34.0	16	
P4D019047.16PK1	LVR P4D24 3X6 MA HK BAG	078531044985	Louver for 2 x 4, 18 cell, MA		•	•		10.0	N/A	

QS75 5-Day Quick Ship Ordering Guide

Order Limit Per Fixture Selection: 150

P4D	-		G	-	MA	-		-	S	-		U	-	
MODEL P4D High Performance Parabolic	NO. OF LAMPS 2 Two 3 Three	CEILING TYPE G Grid	CELLS WIDE BY CELLS LONG 33 3 x 3 (2' x 2' only) 36 3 x 6 (2' x 4' 3-Lamp only)	BALLAST E 2-Lamp Electronic T8, Instant Start 3E 3-Lamp Electronic T8, Instant Start EP T8, Programmed Start 3EP 3-Lamp T8, Programmed Start	VOLTAGE U 120V-277V 347 347V	SIZE 22 2' x 2' 24 2' x 4'	LAMP TYPE 17 2', T8: 17 Watt 32 4', T8 ¹ 32U6 U-Bent, 6" Leg Spacing T8: 32 Watt (2-Lamp only)	LOUVER FINISH MA Matte Anodized Low Iridescent Semi-Specular Aluminum (Std.)	AIR HANDLING S Static	OPTIONS F835 35K 78+CRI Full Wattage T8 Lamps Installed F841 41K 78+CRI Full Wattage T8 Lamps Installed F0835 35K 82CRI Full Wattage T8 Lamps Installed F0841 41K 82CRI Full Wattage T8 Lamps Installed C388 3-Wire Flex C488 4-Wire Flex EL Emergency Battery Pack EL141 Emergency Battery Pack, 1400 Lumens 1-Lamp T8				

¹ Capable of operating 32, 30, 28 or 25 Watt T8 only.



ST8 - Shallow Specification Lensed Troffers

35 SCHEDULED
STOCK
SHIPMENTS

Regional Distribution Center Stock List

Part Number	Catalog Number	UPC Code	Description	CA 03	IL 06	PA 10	SC 07	Wt. each	# on Pallet	Price
HS241519F000000	ST824-232G-FSA12125-EU	078531006853	2 x 4, 2-L, 120-277V T8 Elec Ballast, .125" Lens		●			22.0	24	
HS341519G000000	ST824-332G-FSA12125-3EU	078531006884	2 x 4, 3-L, 120-277V 3-L T8 Elec Ballast, .125" Lens		●			22.0	24	
93043895	ST824-332G-FSA12125-3EPU	078531023416	2x4, 3-L, 120-277V 3-L T8 Elec Prog Start Ballast, .125" Lens		●			22.0	24	
HS341519F000000	ST824-332G-FSA12125-EU	078531006877	2 x 4, 3-L, 120-277V T8 Elec (2 Ballasts), .125" Lens		●			25.0	24	
93043896	ST824-332G-FSA12125-EPU	078531023423	2x4, 3-L, 120-277V T8 Elec Prog Start (2) Ballasts, .125" Lens		●			22.0	24	

QS 5

5-Day Quick Ship Ordering Guide

Order Limit Per Fixture Selection: 200

ST8	-			G	-	FS				U	-	
MODEL	NO. OF LAMPS	CEILING TYPE			SHIELDING			VOLTAGE				
ST8 Low Profile Specification Troffer	2 Two 3 Three (N/A 1 x 4) 4 Four (N/A 1 x 4 or 2 x 2)	G Grid			A12 Pattern 12 Acrylic Lens A12125 Pattern 12 Acrylic Lens, 0.125" Nominal			U 120V-277V 347 347V				
SIZE	LAMP TYPE	DOOR			BALLAST			OPTIONS				
14 1' x 4'	17 2', T8: 17 Watt	FS White Flush Steel			E Electronic T8, Instant Start			F835 35K 78+CRI Full Wattage T8 Lamps Installed				
22 2' x 2'	32 4', T8 ¹				3E 3-Lamp Electronic T8, Instant Start							
24 2' x 4'	32U6 U-Bent, 6" Leg Spacing T8: 32 Watt (2-lamp only)				4E 4-Lamp Electronic T8, Instant Start			F841 41K 78+CRI Full Wattage T8 Lamps Installed				
					EP Electronic T8, Programmed Start			FO835 35K 82CRI Full Wattage T8 Lamps Installed				
					3EP 3-Lamp Electronic T8, Programmed Start			FO841 41K 82CRI Full Wattage T8 Lamps Installed				
					4EP 4-Lamp Electronic T8, Programmed Start			EL Emergency Battery Pack ²				
								EL141 Emergency Battery Pack, 1400 Lumens 1-Lamp T8				
								C388 3-Wire Flex				
								C488 4-Wire Flex				

¹ Capable of operating 32, 30, 28 or 25 Watt T8 only.
² 2 x 2 with 2 ballasts and EL N/A as Quick Ship.




JT8- Lensed Troffers



Regional Distribution Center Stock List

Part Number	Catalog Number	UPC Code	Description	CA 03	IL 06	PA 10	SC 07	Wt. each	# on Pallet	Price
JT243119FTP0000	JT822-232U6G-FSA12-EU	078531005603	2 x 2, 2-L, 120-277V T8 Elec Ballast	●	●	●	●	16.0	36	
JT241519F000000	JT824-232G-FSA12125-EU	078531006914	2 x 4, 2-L, 120-277V T8 Elec Ballast, .125" Lens	●	●	●	●	20.0	26	
JT241119F000000	JT824-232G-FSA12-EU	078531005610	2 x 4, 2-L, 120-277V T8 Elec Ballast	●	●	●	●	20.0	26	
JT341519G000000	JT824-332G-FSA12125-3EU	078531006815	2 x 4, 3-L, 120-277V 3-L T8 Elec Ballast, .125" Lens		●	●	●	20.0	26	
JT341119G000000	JT824-332G-FSA12-3EU	078531005627	2 x 4, 3-L, 120-277V 3-L T8 Elec Ball.	●	●	●	●	20.0	26	
93057976	JT824-332G-FSA12-3EU-F835	078531124021	2 x 4, 3-L, 120-277V 3-L T8 Elec Ballast, T8 Lamps Installed		●		●	23.0	26	
93057977	JT824-332G-FSA12-3EU-F835-C388	078531124038	2 x 4, 3-L, 120-277V 3-L T8 Elec Ballast, T8 Lamps Installed, 3 Wire Flex	●	●		●	24.0	26	
JT341119F000000	JT824-332G-FSA12-EU	078531005634	2 x 4, 3-L, 120-277V T8 Elec (2 Ballasts)	●	●	●	●	24.0	26	
JT441119H000000	JT824-432G-FSA12-4EU	078531005641	2 x 4, 4-L, 120-277V 4-L T8 Elec Ballast	●	●	●	●	18.0	26	
93057980	JT824-432G-FSA12-4EU-F835	078531124069	2 x 4, 4-L, 120-277V 4-L T8 Elec Ballast, T8 Lamps Installed		●	●	●	23.0	26	
93057981	JT824-432G-FSA12-4EU-F835-C388	078531124076	2 x 4, 4-L, 120-277V 4-L T8 Elec Ballast, T8 Lamps Installed, 3 Wire Flex	●	●		●	24.0	26	
93057982	JT824-432G-FSA12-4EU-F841	078531124083	2 x 4, 4-L, 120-277V 4-L T8 Elec Ballast, T8 41K Lamps Installed		●		●	23.0	26	
93057983	JT824-432G-FSA12-4EU-F841-C388	078531124090	2 x 4, 4-L, 120-277V 4-L T8 Elec Ballast, T8 41K Lamps Installed, 3 Wire Flex		●	●	●	24.0	26	
JT441119F000000	JT824-432G-FSA12-EU	078531005658	2 x 4, 4-L, 120-277V T8 Elec (2 Ballasts)	●	●	●	●	24.0	26	
93046044	JT824-432SM-FSA12-4EU	078531121099	2 x 4 Surface Mount, 4-L 120-277V T8 Elec Ballast		●			24.0	9	
003334.00	A12.095 22.500-22.500	078531004781	2 x 2 Replacement Lens		●	●		1.0	N/A	
003335.00	A12.095 22.500-46.562	078531004774	2 x 4 Replacement Lens		●	●		2.0	N/A	
003312.00	A12.125	078531022891	2 x 4 Replacement Lens		●	●		2.5	N/A	



JT8 - Lensed Troffers

QS 5 5-Day Quick Ship Ordering Guide
Order Limit Per Fixture Selection: 200

JT8			G	FS		U	
MODEL	NO. OF LAMPS	CEILING TYPE		SHIELDING	VOLTAGE		OPTIONS
JT8 Dedicated T8 Lensed Troffer	2 Two 3 Three 4 Four (2 x 4 only)	G Grid		A12 Pattern 12 Acrylic Lens A12125 Pattern 12 Acrylic Lens, 0.125" Nominal	U 120V-277V 347 347V		F835 35K 78+CRI Full Wattage T8 Lamps Installed F841 41K 78+CRI Full Wattage T8 Lamps Installed FO835 35K 82CRI Full Wattage T8 Lamps Installed FO841 41K 82CRI Full Wattage T8 Lamps Installed EL Emergency Battery Pack ² EL141 Emergency Battery Pack, 1400 Lumens 1-Lamp T8 C388 3-Wire Flex C488 4-Wire Flex
SIZE	LAMP TYPE	DOOR		BALLAST			
22 2' x 2' 24 2' x 4'	17 2', T8: 17 Watt 32 4', T8 ¹ 32U6 U-Bent, 6" Leg Spacing T8: 32 Watt (2 lamps)	FS White Flush Steel		E Electronic T8, Instant Start 3E 3-Lamp Electronic T8, Instant Start 4E 4-Lamp Electronic T8, Instant Start EP Electronic T8, Programmed Start 3EP 3-Lamp Electronic T8, Programmed Start 4EP 4-Lamp Electronic T8, Programmed Start			

¹ Capable of operating 32, 30, 28 or 25 Watt T8 only.
² 2 x 2 with 2 ballasts and EL N/A as Quick Ship.



4PS - Specification Grade Lensed Troffers

3 SCHEDULED
STOCK
SHIPMENTS

Regional Distribution Center Stock List

Part Number	Catalog Number	UPC Code	Description	CA 03	IL 06	PA 10	SC 07	Wt. each	# on Pallet	Price
HW241519F000000	4PS24-232G-FSA12125-EU	078531009106	2 × 4, 2-L, 120-277V T8 Elec Ballast, .125" Lens		•			22.0	18	
HW341519F000000	4PS24-332G-FSA12125-EU	078531009120	2 × 4, 3-L, 120-277V T8 Elec (2 Ballasts), .125" Lens		•			25.0	18	


QS
10

10-Day Quick Ship Ordering Guide

Order Limit Per Fixture Selection: 150

4PS	-		G	-		-	U	-	
MODEL 4PS Specification Grade Static Troffer	NO. OF LAMPS 2 Two 3 Three 4 Four (2 × 4 only)	CEILING TYPE G Grid	SHIELDING A12 Pattern 12 Acrylic Lens A12125 Pattern 12 Acrylic Lens, 0.125" Nominal	VOLTAGE U 120V-277V 347 347V (T8 only)	SIZE 22 2' × 2' 24 2' × 4'	LAMP TYPE 32 4', T8 ¹ 32U6 U-Bent, 6" Leg Spacing T8: 32 Watt (2 lamps) 40TT Twin Tube Compact, 2G11 Base: 40 Watt (2 or 3 lamps)	DOOR FS White Flush Steel RA White Regressed Aluminum	BALLAST E Electronic T8, Instant Start 3E 3-Lamp Electronic T8, Instant Start 4E 4-Lamp Electronic T8, Instant Start EP Electronic T8, Programmed Start 3EP 3-Lamp Electronic T8, Programmed Start 4EP 4-Lamp Electronic T8, Programmed Start ETT Electronic Twin Tube, Instant Start	OPTIONS F835 35K 78+CRI Full Wattage T8 Lamps Installed F841 41K 78+CRI Full Wattage T8 Lamps Installed FO835 35K 82CRI Full Wattage T8 Lamps Installed FO841 41K 82CRI Full Wattage T8 Lamps Installed EL Emergency Battery Pack, T8 EL141 Emergency Battery Pack, 1400 Lumens 1-Lamp T8 C388 3-Wire Flex C488 4-Wire Flex

¹ Capable of operating 32, 30, 28 or 25 Watt T8 only.



BIL - Integrated Sensor for Stairwell Applications



Regional Distribution Center Stock List

Part Number	Catalog Number	UPC Code	Description	CA 03	IL 06	PA 10	SC 07	Wt. each	# on Pallet	Price
BIL000002	BIL4-232-EPU	078531016807	4', 2-L, 32W T8, Elec Ballast		●	●		9.0	N/A	



UC - Undercabinet



Regional Distribution Center Stock List

Part Number	Catalog Number	UPC Code	Description	CA 03	IL 06	PA 10	SC 07	Wt. each	# on Pallet	Price
93047671	UC24-117-EU	078531023690	2', 1-L, 17W T8, Elec Ballast		●	●	●	6.0	224	
93047672	UC36-125-EU	078531023706	3', 1-L, 25W T8, Elec Ballast	●	●	●	●	6.0	140	
93047673	UC48-132-EU	078531023713	4', 1-L, 32W T8, Elec Ballast	●	●	●	●	8.0	112	



W - Wall Mount Light



Regional Distribution Center Stock List

Part Number	Catalog Number	UPC Code	Description	CA 03	IL 06	PA 10	SC 07	Wt. each	# on Pallet	Price
24222019F000000	W2-217-EU	078531010294	2-2'T8, 2', 120-277V T8 Elec Ballast Less Switch, Less Convenience Outlet			●		6.0	N/A	
24241019F000000	W4-232-EU	078531007287	2-4'T8, 4', 120-277V T8 Elec Ballast Less Switch, Less Convenience Outlet			●		13.0	N/A	



WC - Specification Grade Wraparounds



Regional Distribution Center Stock List

Part Number	Catalog Number	UPC Code	Description	CA 03	IL 06	PA 10	SC 07	Wt. each	# on Pallet	Price
CD241019F000000	WC4-232-EU	078531006075	2-4'T8, 4', 120-277V T8 Elec Ballast	•	•	•	•	13.0	48	
CF441019H000000	WCW4-432-4EU	078531006082	4-4'T8, 4', 120-277V 4-L T8 Elec Ballast	•	•	•		16.0	28	
CD8013802000000	SHLD ASY WC 4FT	078531000998	WC Replacement Lens - 4'		•	•		3.1	54	
CF8013803000000	SHLD ASY WCW 4FT	078531001001	WCW Replacement Lens		•	•		10.0	80	



AW- Wraparounds

3 SCHEDULED
STOCK
SHIPMENTS

Regional Distribution Center Stock List

Part Number	Catalog Number	UPC Code	Description	CA 03	IL 06	PA 10	SC 07	Wt. each	# on Pallet	Price
CY222019F000000	AWN2-217-EU	078531009984	2-2'T8, 2', 120-277V T8 Elec Ballast		•	•	•	8.0	110	
CY241019F000000	AWN4-232-EU	078531004859	2-4'T8, 4', 120-277V T8 Elec Ballast	•	•	•	•	14.0	55	
93043931	AWN4-232-EPU	078531023508	2-4'T8, 4', 120-277V T8 Elec Prog Start Ballast	•	•			14.0	55	
CY241019F000000	AWN4-232-ELWU	078531011857	2-4'T8, 4', 120-277V T8 Elec Low Wattage Ballast	•		•		14.0	55	
CY441019H000000	AWN8-232-4EU	078531005979	4-4'T8, 8', 120-277V 4-L T8 Elec Ballast	•	•	•		26.0	30	
CL341019G000000	AWW4-332-3EU	078531004866	3-4'T8, 4', 120-277V 3-L T8 Elec Ballast	•	•	•	•	14.0	33	
CL441019H000000	AWW4-432-4EU	078531004873	4-4'T8, 4', 120-277V 4-L T8 Elec Ballast	•	•	•	•	14.0	33	
CY8092746000000	SHLD AWN 4FT	078531001148	AWN Replacement Lens		•	•		10.0	100	
CL8092721000000	SHLD AWW 4FT	078531001155	AWW Replacement Lens		•	•		5.0	66	




10-Day Quick Ship Ordering Guide

Order Limit Per Fixture Selection: 100

			32		U	EL
MODEL	SIZE		LAMP TYPE		VOLTAGE	OPTIONS
AWN 8 ⁵ / ₁₆ " Wide AWW 14 ⁵ / ₁₆ " Wide	4 4' 8 8' (AWN only)		32 4'; T8 ¹		U 120V-277V 347 347V	EL Emergency Battery Pack EL141 Emergency Battery Pack, 1400 Lumens 1-Lamp T8
	NO. OF LAMPS IN CROSS SECTION	BALLAST				
	2 Two 3 Three (AWW only) 4 Four (AWW only)	E Electronic Instant Start 3E 3-Lamp Electronic T8, Instant Start 4E 4-Lamp Electronic T8, Instant Start EP Electronic T8, Programmed Start 3EP 3-Lamp Electronic T8, Programmed Start 4EP 4-Lamp Electronic T8, Programmed Start				

¹ Capable of operating 32, 30, 28 or 25 Watt T8 only.



CSR - Industrials

35 SCHEDULED
STOCK
SHIPMENTS

Regional Distribution Center Stock List

Part Number	Catalog Number	UPC Code	Description	CA 03	IL 06	PA 10	SC 07	Wt. each	# on Pallet	Price
56241719F910000	CSR4-232-ST-EU	078531004934	2-4' T8, 4', 120-277V T8 Elec Ballast, Solid Reflector	•	•	•	•	11.0	48	
55441719H910000	CSR8-232-ST-4EU	078531004941	2-4' T8, 8', 120-277V 4-L T8 Elec Ballast, Solid Reflector	•	•	•	•	20.0	27	
56275719F910000	CSR8-296T8-ST-EU	078531005986	2-8' T8, 8', 120-277V T8 Elec Ballast, Solid Reflector		•	•		26.0	27	
562092935000000	CSRWG4	078531740139	4' Wire Guard for CSR series	•	•	•	•	2.5	N/A	
985084348700000	CSZT	078531740146	Zip T-Hanger - 1/2" spacer		•	•	•	0.2	N/A	

QS
10

10-Day Quick Ship Ordering Guide

Order Limit Per Fixture Selection: 100

CSR	-		-		-		U	-	EL
MODEL CSR Industrial	NO. OF LAMPS 2 Two 3 Three (T8 only)	REFLECTOR TYPE ST Solid Top Reflector U Apertured Reflector for 5% Uplight (Solid Reflector not recommended with HO units)	VOLTAGE U 120V-277V 347 347V (T8 only)	OPTIONS EL Emergency Battery Pack (T8 only) EL141 Emergency Battery Pack, 1400 Lumens 1-Lamp T8					
SIZE 4 4' 8 8'	LAMP TYPE 32 4; T8 ¹ 96HO 8; T12: 110 or 95 Watt	BALLAST E Electronic, Instant Start 3E 3-Lamp Electronic T8 (32W), Instant Start 4E 4-Lamp Electronic T8 (32W), Instant Start EP Electronic, Programmed Start, T8 3EP 3-Lamp Electronic T8, Programmed Start 4EP 4-Lamp Electronic T8, Programmed Start							

¹ Capable of operating 32, 30, 28 or 25 Watt T8 only.



LHA- Industrial Fluorescent High Bay



Regional Distribution Center Stock List

Part Number	Catalog Number	UPC Code	Description	CA 03	IL 06	PA 10	SC 07	Wt. each	# on Pallet	Price
LHA000016	LHA4-454-NST-4EPU	078531022464	4-4' T5, 4', 120-277V 4-L T5 Elec Ballast, Narrow Distribution, Solid Reflector		●	●		22.0	30	
LHA000017	LHA4-454-NU-4EPU	078531022112	4-4' T5, 4', 120-277V 4-L T5 Elec Ballast, Narrow Distribution, Uplight Reflector	●	●	●	●	22.0	30	
LHA000019	LHA4-454-NU-4EPU-F554841	078531022129	4-4' T5, 4', 120-277V 4-L T5 Elec Ballast, 54 Watt Lamps Installed, Narrow Distribution, Uplight Reflector	●	●		●	23.0	30	
LHA000024	LHA4-632-NST-3EHLU	078531022471	6-4' T8, 4', 120-277V (2) 3-L T8 HL Elec Ballast, Narrow Distribution, Uplight Reflector		●			24.0	24	
LHA000025	LHA4-632-NU-3EHLU	078531022136	6-4' T8, 4', 120-277V (2) 3-L T8 HL Elec Ballast Narrow Distribution, Uplight Reflector	●	●	●	●	24.0	24	
LHA000027	LHA4-632-NU-3EHLU-FO841	078531022143	6-4' T8, 4', 120-277V (2) 3-L T8 HL Elec Ballast 82 CRI T8 Lamps Installed, Narrow Distribution, Uplight Reflector		●			25.0	24	
LHA000040	LHA4-654-NST-24EPU	078531022488	6-4' T5, 4', 120-277V 2 & 4-L T5 Elec Ballast Narrow Distribution, Solid Reflector	●	●	●	●	26.0	24	
LHA000041	LHA4-654-NU-24EPU	078531022150	6-4' T5, 4', 120-277V 2 & 4-L T5 Elec Ballast, Narrow Distribution, Uplight Reflector	●	●	●	●	26.0	24	
LHA000043	LHA4-654-NU-24EPU-F554841	078531022167	6-4' T5, 4', 120-277V 2 & 4-L T5 Elec Ballast, 54 Watt Lamps Installed, Narrow Distribution, Uplight Reflector	●	●	●	●	26.0	24	



5-Day Quick Ship Ordering Guide

Order Limit Per Fixture Selection: 150

LHA	4	-		-		-		-	U	-	
MODEL	SIZE	NO. OF LAMPS	REFLECTOR	UPLIGHT	BALLAST	VOLTAGE	OPTIONS				
LHA Industrial Fluorescent High Bay	4 4'	4 Four 6 Six	N Narrow Distribution W Wide Distribution	ST Solid Top U Uplight	LHA4-454 4EP (1) 4-Lamp Electronic T5HO, Programmed Start LHA4-654 24EP (1) 2-Lamp and (1) 4-Lamp Electronic T5HO, Programmed Start LHA4-432 4EHL (1) 4-Lamp Electronic T8, High Light Output, Instant Start (N/A 480V) LHA4-632 3EHL (2) 3-Lamp Electronic T8, High Light Output, Instant Start 3EPHL (2) 3-Lamp Electronic T8, High Light Output, Programmed Start	347 347V	EL141 Emergency Battery Pack, T8, 1400 Lumens EL5H Emergency Battery Pack, T5, 1250 Lumens F3C5 3-Conductor Cord F4C5 4-Conductor Cord F3C10 3-Conductor Cord, 10' F4C10 4-Conductor Cord, 10'				
	LAMP TYPE	LAMPS INSTALLED									
	32 4', T8 ¹ 54 4', T5HO: 54 or 51 Watt	T8 F841 4100K 78+CRI 32W T8 F850 5000K 78+CRI 32W T8									
		T5HO F554841 54 Watt, 85 CRI, 4100K F554850 54 Watt, 85 CRI, 5000K									

¹ Capable of operating 32, 30, 28 or 25 Watt T8 only.



LHV - Linear High Bays



Regional Distribution Center Stock List

Part Number	Catalog Number	UPC Code	Description	CA 03	IL 06	PA 10	SC 07	Wt. each	# on Pallet	Price
93014379	LHV4-454-M4RST-4EPU	078531011703	4-4'T5, 4', 120-277V 4-L T5 Elec Ballast, Solid Top Reflectors			●		22.0	30	
LHV000003	LHV4-454-M4RU-4EPU	078531011024	4-4'T5, 4', 120-277V 4-L T5 Elec Ballast, Uplight Reflector	●	●	●	●	22.0	30	
LHV000002	LHV4-454-M4RU-4EPU-F5841	078531011079	4-4'T5, 4', 120-277V 4-L T5 Elec Ballast, T5 Lamps Installed		●	●	●	23.0	30	
LHV000009	LHV4-632-M4RU-3EHLU	078531011048	6-4'T8, 4', 120-277V (2) 3-L T8 HL Elec Ballast,	●	●	●	●	24.0	24	
LHV000029	LHV4-632-M4RU-3EHLU-FO850	078531016845	6-4' T8, 4', 120-277V (2) 3-L T8 HL Elec Ballast 80 CRI T8 Lamps Installed		●			25.0	24	
LHV000007	LHV4-654-GWU-24EPU-F5841	078531011109	6-4'T5, 4', 120-277V 2 & 4-L T5 Elec Ballast T5 Lamps Installed, White Reflector		●		●	25.0	24	
LHV000006	LHV4-654-M4RU-24EPU	078531011031	6-4'T5, 4', 120-277V 2 & 4-L T5 Elec Ballast	●	●	●	●	26.0	24	
LHV000005	LHV4-654-M4RU-24EPU-F5841	078531011093	6-4'T5, 4', 120-277V 2 & 4-L T5 Elec Ballast, T5 Lamps Installed		●	●	●	26.0	24	
LHVOS1360	LHVOS1360	078531023584	Occupancy/Daylight Sensor, with a 360° lens, 120/277/347V, One Relay	●	●	●	●	25.0	N/A	
LHVQM10	LHVQM10	078531012526	Aircraft Cable Hangers, 10' (pair)	●	●	●	●	0.6	N/A	
LHVQM20	LHVQM20	078531012991	Aircraft Cable Hangers, 20' (pair)		●		●	1.2	N/A	
LHVQM5	LHVQM5	078531012670	Aircraft Cable Hangers, 5' (pair)	●	●	●	●	0.5	N/A	
LHVSP	LHVSP	078531011338	Side Panels (pair)		●			5.0	N/A	
LHVSPM5	LHVSPM5	078531012656	Single Point Mounting Kit, Includes Aircraft Cable, 5' (pair)		●	●		5.0	N/A	
LHVTH	LHVTH	078531012649	Tong Hanger (pair)	●	●	●	●	0.6	N/A	
LHVWG4-4	LHVWG4-4	078531012625	Cage Wireguard, 4-L, White	●	●	●	●	5.0	N/A	
LHVWG4-6	LHVWG4-6	078531012618	Cage Wireguard, 6-L, White	●	●	●	●	5.0	N/A	
C6P15-120	C6P15-120	078531016111	Cord and Plug Kit (white), 6 ft Straight Blade Nema 5-15P, 15 amp, 120V		●			0.8	N/A	
C6TL15-120	C6TL15-120	078531016098	Cord and Plug Kit (white), 6 ft Twist Lock Nema L5-15P, 15 amp, 120V		●			0.8	N/A	
C6TL15-277	C6TL15-277	078531016104	Cord and Plug Kit (white), 6 ft Twist Lock Nema L7-15P, 15 amp, 277V		●			0.8	N/A	



LHV - Linear High Bays



Regional Distribution Center Stock List

Part Number	Catalog Number	UPC Code	Description	CA 03	IL 06	PA 10	SC 07	Wt. each	# on Pallet	Price
VersaBay Shielding Accessories										
LHVS4-CA	LHVS4-CA		LHV 4 lamp Shielding kit, includes frame and clear acrylic lens		●				N/A	
LHV4SPJ	LHV4SPJ	078531016142	Side Panels and End Jaw (pair) for 4 lamp		●			2.5	N/A	
LHV4CA	LHV4CA	078531016203	Clear Acrylic Lens for 4 lamp		●			2.5	N/A	
LHVS4-WG	LHVS4-WG		LHV 4 lamp Shielding kit, includes frame and flat wire guard		●				N/A	
LHV4SPJ	LHV4SPJ	078531016142	Side Panels and End Jaw (pair) for 4 lamp		●			2.5	N/A	
LHV4FWG	LHV4FWG	078531016173	Flat Wire Guard for 4 lamp		●			2.5	N/A	
LHVS4-CAWG	LHVS4-CAWG		4 lamp Shielding kit, includes frame, clear acrylic lens and flat wire guard		●					
LHV4SPJ	LHV4SPJ	078531016142	Side Panels and End Jaw (pair) for 4 lamp		●			2.5		
LHV4CA	LHV4CA	078531016203	Clear Acrylic Lens for 4 lamp		●			2.5	N/A	
LHV4FWG	LHV4FWG	078531016173	Flat Wire Guard for 4 lamp		●			2.5	N/A	
LHVS6-CA	LHVS6-CA		LHV 6 lamp Shielding kit, includes frame and clear acrylic lens		●					
LHV6SPJ	LHV6SPJ	078531016159	Side Panels and End Jaw (pair) for 6 lamp		●			2.5	N/A	
LHV6CA	LHV6CA	078531016210	Clear Acrylic Lens for 6 lamp		●			2.5	N/A	
LHVS6-WG	LHVS6-WG		LHV 6 lamp Shielding kit, includes frame and flat wire guard		●					
LHV6SPJ	LHV6SPJ	078531016159	Side Panels and End Jaw (pair) for 6 lamp		●			2.5	N/A	
LHV6FWG	LHV6FWG	078531016180	Flat Wire Guard for 6 lamp		●			2.5	N/A	
LHVS6-CAWG	LHVS6-CAWG		6 lamp Shielding kit, includes frame, clear acrylic lens and flat wire guard		●				N/A	
LHV6SPJ	LHV6SPJ	078531016159	Side Panels and End Jaw (pair) for 6 lamp		●			2.5		
LHV6CA	LHV6CA	078531016210	Clear Acrylic Lens for 6 lamp		●			2.5	N/A	
LHV6FWG	LHV6FWG	078531016180	Flat Wire Guard for 6 lamp		●			2.5	N/A	



LHV - Linear High Bays



5-Day Quick Ship Ordering Guide

Order Limit Per Fixture Selection: 150

LHV		4										
SIZE		4 4'	NO. OF LAMPS		REFLECTOR		UPLIGHT		VOLTAGE		OPTIONS	
4 4'		4 Four 6 Six		M4R 95% Reflective Specular Aluminum (Narrow Beam) GW Gloss White (Wide Beam)		ST Solid Top U Uplight		U 120V-277V 347 347V 480 480V ²		EL141 Emergency Battery Pack, T8, 1400 Lumens (120-277V) EL5H Emergency Battery Pack, T5, 1250 Lumens (120-277V) F3C5 3-Conductor Cord F4C5 4-Conductor Cord F3C10 3-Conductor Cord, 10' F4C10 4-Conductor Cord, 10'		
MODEL		LAMP TYPE		BALLAST				LAMPS INSTALLED				
LHV VersaBay® Fluorescent High Bay		32 4'; T8 ¹ 54 4'; T5HO: 54 or 51 Watt		LHV4-454 4EP (1) 4-Lamp Electronic T5HO, Programmed Start LHV4-654 24EP (1) 2-Lamp and (1) 4-Lamp Electronic T5HO, Programmed Start LHV4-432 4EHL (1) 4-Lamp Electronic T8, High Light Output, Instant Start (N/A 480V) LHV4-632 3EHL (2) 3-Lamp Electronic T8, High Light Output, Instant Start 3EPHL (2) 3-Lamp Electronic T8, High Light Output, Programmed Start ³				T8 F0841 4100K 82CRI 32W T8 F0850 5000K 82CRI 32W T8 T5HO F5841 4100K 85CRI F5850 5000K 85CRI				

¹ Capable of operating 32, 30, 28 or 25 Watt T8 only.

² 480V option on T5HO units only.

³ N/A in 347V.



KL - Specification Grade Industrials



Regional Distribution Center Stock List

Part Number	Catalog Number	UPC Code	Description	CA 03	IL 06	PA 10	SC 07	Wt. each	# on Pallet	Price
72241819F910000	KL4-232-U-EU	078531006471	2-4'T8, 4', 120-277V T8 Elec Ballast, Apertured Reflector		•			15.0	21	
820268450000000	KLWG4	078531007478	4' Wire Guard for KL series	•	•	•	•	3.2	N/A	
984084190000000	KHC	078531000875	Two 24" chain assemblies for K and KL	•	•	•	•	0.3	N/A	




10-Day Quick Ship Ordering Guide

Order Limit Per Fixture Selection: 50

KL	-		-		-		U	-	
MODEL KL Premium Industrial	NO. OF LAMPS 2 Two 3 Three	REFLECTOR TYPE U Apertured Uplight Reflector ST Solid Top	VOLTAGE U 120V-277V 347 347V (T8 only)	OPTIONS EL Emergency Battery Pack EL5 Emergency Battery Pack, T5 EL141 Emergency Battery Pack, 1400 Lumens 1-Lamp T8					
SIZE 4 4' 8 8'	LAMP TYPE 32 4', T8 ¹ 54 4', T5HO: 54 or 51 Watt 96T8 8', T8: 59 Watt (2-Lamp only) 96T8HO 8', T8: 86 Watt (2-Lamp only)	BALLAST E Electronic, Instant Start 3E 3-Lamp Electronic T8 (32W), Instant Start 4E 4-Lamp Electronic T8 (32W), Instant Start EP Electronic, Programmed Start, T5HO or T8 3EP 3-Lamp Electronic T5HO or T8, Programmed Start 4EP 4-Lamp Electronic T5HO or T8, Programmed Start							
ACCESSORIES (ORDER SEPARATELY) KLEC Full Depth Endcap (pair) KZT Zip-Tee Hanger KLRU4 4' 5% Uplight Reflector Only KTH Slide Clamp Tong Hanger		Instant Start ballasts available for 32 and 96T8. Programmed Start ballasts available for all except 96T8.							

¹ Capable of operating 32, 30, 28 or 25 Watt T8 only.



K - Heavy Duty Striplights



Regional Distribution Center Stock List

Part Number	Catalog Number	UPC Code	Description	CA 03	IL 06	PA 10	SC 07	Wt. each	# on Pallet	Price
93025871	K8-296HO-EPU	078531016913	2-8' T12HO, 8', 120-277V Ballast	•	•	•	•	19.0	36	
984084190000000	KHC	078531000875	Two 24" chain assemblies for K and KL	•	•	•	•	0.3	N/A	



CS - Striplights



Regional Distribution Center Stock List

Part Number	Catalog Number	UPC Code	Description	CA 03	IL 06	PA 10	SC 07	Wt. each	# on Pallet	Price
04122009F910000	CS2-117-EU	078531008079	1-2' T8, 2', 120-277V T8 Elec Ballast			•		4.0	176	
04222009F910000	CS2-217-EU	078531004996	2-2' T8, 2', 120-277V T8 Elec Ballast		•	•	•	4.0	176	
04231009F910000	CS3-225-EU	078531005009	2-3' T8, 3', 120-277V T8 Elec Ballast	•	•	•	•	7.0	88	
04141009F910000	CS4-132-EU	078531006280	1-4' T8, 4', 120-277V T8 Elec Ballast	•	•	•	•	9.0	77	
04241009F910000	CS4-232-EU	078531005016	2-4' T8, 4', 120-277V T8 Elec Ballast	•	•	•	•	9.0	77	
93022153	CS4-232-EPU	078531016609	2-4' T8, 4', 120-277V T8 Elec Prog Start Ballast	•	•			9.0	77	
93038454	CS4-254-EPU	078531022969	2-4' T5, 4', 120-277V T5 Elec Ballast		•	•		9.0	77	
0424100BL910000	CS4-232-ELWU	078531012458	2-4' T8, 4', 120-277V T8 Elec Low Wattage Ballast			•		9.0	77	
03241009F910000	CS8-132-EU	078531009151	2-8' T8, 8', 120-277V T8 Elec Ballast		•	•		17.0	77	
03441009H910000	CS8-232-4EU	078531005023	4-8' T8, 8', 120-277V 4-L T8 Elec Ballast	•	•	•	•	17.0	77	
0344100BN910000	CS8-232-4ELWU	078531011949	4-8' T8, 8', 120-277V 4-L T8 Elec Low Wattage Ballast			•		17.0	77	
04275009F910000	CS8-296T8-EU	078531005795	2-8' T8, 8', 120-277V T8 Elec Ballast	•	•	•	•	17.0	77	
93038455	CS8-254-4EPU	078531022976	4-8' T5, 8', 120-277V 4-L T5 Elec Ballast		•			17.0	77	
984084158000000	CSHC	078531000868	Two 14" chain assemblies for CS and CSR	•	•	•	•	0.2	N/A	
745013602000000	CSR4	078531001575	4' symmetric reflector, white, solid top	•	•	•	•	2.0	N/A	
745013603000000	CSRU4	078531001582	4' symmetric reflector, white, upright		•			2.0	N/A	
982092925000000	CSWG4	078531000882	4' Wire Guard for CS series	•	•	•	•	1.0	N/A	
985084348700000	CSZT	078531740146	Zip T-Hanger - 1/2" spacer		•	•	•	0.2	N/A	



CS - Striplights

QS₁₀ 10-Day Quick Ship Ordering Guide

Order Limit Per Fixture Selection: 100

CS						U	EL
MODEL	SIZE	NO. OF LAMPS IN CROSS SECTION	LAMP TYPE	BALLAST	VOLTAGE	OPTIONS	
CS Straight-Sided Utility Channel	2 2' 4 4' 8 8'	1 One 2 Two	17 2', T8: 17 Watt 32 4', T8 ¹	E Electronic T8, Instant Start 4E 4-Lamp Electronic T8, Instant Start EP Electronic T8, Programmed Start 4EP 4-Lamp Electronic T8, Programmed Start	U 120V-277V 347 347V	EL Emergency Battery Pack EL141 Emergency Battery Pack, 1400 Lumens 1-Lamp T8	
ACCESSORIES (ORDER SEPARATELY)							
CSRA4 4' Asymmetric Reflector							
CSRU4 4' Symmetric Reflector 5% Uplight							

¹ Capable of operating 32, 30, 28 or 25 Watt T8 only.



CH-1-L Striplights

3S SCHEDULED STOCK SHIPMENTS Regional Distribution Center Stock List

Part Number	Catalog Number	UPC Code	Description	CA 03	IL 06	PA 10	SC 07	Wt. each	# on Pallet	Price
84122009F910000	CH2-117-EU	078531005047	1-2' T8, 2', 120-277V T8 Elec Ballast		•	•	•	3.0	156	
841220007000000	CH2-120-L120	078531840235	1-2' T12, 2', 120V T12 LPF Ballast		•	•	•	3.0	156	
84131009F910000	CH3-125-EU	078531005054	1-3' T8, 3', 120-277V T8 Elec Ballast			•		7.0	156	
84141009F910000	CH4-132-EU	078531005061	1-4' T8, 4', 120-277V T8 Elec Ballast	•	•	•	•	7.0	156	
845034020000000	CHRA4	078531011970	4' Asymmetric Reflector (1-lmp only)			•		1.9	N/A	
980929240000000	CHWG4	078531002954	Wire Guard, 4' for CH Strip	•	•	•		10.0	N/A	



XEM - Low Profile Enclosed/Gasketed Industrials



Regional Distribution Center Stock List

Part Number	Catalog Number	UPC Code	Description	CA 03	IL 06	PA 10	SC 07	Wt. each	# on Pallet	Price
93049168	XEM4-232-RA-EU	078531023720	Vapor Tight 2-4'T8, 4', 120-277V T8 Elec Ballast, Fiberglass Housing	•	•	•	•	14.0	55	
93049169	XEM8-232-RA-4EU	078531023737	Vapor Tight 4-4'T8, 8', 120-277V 4-L T8 Elec Ballast, Fiberglass Housing	•	•	•	•	29.0	45	
93049170	XEM8-296T8HO-RA-EPU	078531023744	Vapor Tight 2-8'T8HO, 8', 120-277V 4-L T8 Elec Program Start Ballast, Fiberglass Housing		•	•		29.0	45	



10-Day Quick Ship Ordering Guide

Order Limit Per Fixture Selection: 50

XEM		2				U	
MODEL	SIZE	NO. OF LAMPS IN CROSS SECTION	LAMP TYPE	BALLAST		VOLTAGE	OPTIONS
XEM Low Profile Enclosed and Gasketed Fiberglass Industrial	4 4' 8 8'	2 Two	32 4', T8 ¹ 48T8HO 4', T8HO: 44 Watt 96T8 8', T8: 59 Watt 96T8HO 8', T8HO: 86 Watt	E Electronic T8, Instant Start 4E 4-Lamp Electronic T8, Instant Start EP Electronic, Programmed Start 4EP 4-Lamp Electronic, Programmed Start		U 120V-277V 347 347V (T8 only)	TP Tamper Proof Screws SSL Stainless Steel Latches
			LENS TYPE	BALLAST FACTOR			
			RA Ribbed Acrylic (Standard)	Blank 0.88BF (Standard)			

¹ Capable of operating 32, 30, 28 or 25 Watt T8 only.

Accessories



Regional Distribution Center Stock List

Part Number	Catalog Number	UPC Code	Description	CA 03	IL 06	PA 10	SC 07	Wt. each	# on Pallet	Price
FK14	FK14	078531000745	1 × 4 Flange Kit	•	•	•	•	5.0	N/A	
FK22	FK22	078531000752	2 × 2 Flange Kit	•	•	•	•	5.0	N/A	
FK24	FK24	078531038991	2 × 4 Flange Kit	•	•	•	•	5.0	N/A	
GLH5	GLH5	078531012700	5' Adjustable Cable Kit	•	•	•	•	0.3	N/A	
GLH10	GLH10	078531013127	10' Adjustable Cable Kit	•	•		•	0.4	N/A	
980000011000000	S18	078531000790	18" Stem and Canopy	•	•	•	•	8.0	N/A	
980000010000000	SS18	078531003456	18" Stem only	•	•	•	•	5.0	N/A	
TBC10K	TBC	078531017606	Tall Ballast Cover, For Field Installed Battery Packs			•		8.0	N/A	



RLL - LED Stairwell Radius Wrap




Regional Distribution Center Stock List

LED

Part Number	Catalog Number	UPC Code	Description	CA 03	IL 06	PA 10	SC 07	Wt. each	# on Pallet	Price
P2-RLL-0005	RLL-1X4-XL-BL-UL-40K-DB-SL	078531125974	4' LED Bi-Level Stairwell	●	●			6.0	40	

TKP - 2x4 Troffer Conversion Kit




Regional Distribution Center Stock List

Part Number	Catalog Number	UPC Code	Description	CA 03	IL 06	PA 10	SC 07	Wt. each	# on Pallet	Price
P2-TKP-0007	TKP-2X4-2L-WA-TM-S8-NB-10PK		2X4, 2 Lamp T8 Troffer Conversion Kit	●	●				N/A	
95012433	95012433	078531125820	BOX-TKP-TKU-2LT8-TM-S8-NB-10PK	●	●			5.5	N/A	
95012437	95012437	078531125837	BOX-TKP-REFL-2LT8-WA-TM-10PK	●	●			17.0	N/A	

Sold in multiples of 10 only.

TKU - 2x2 Troffer Conversion Kit



Regional Distribution Center Stock List

Part Number	Catalog Number	UPC Code	Description	CA 03	IL 06	PA 10	SC 07	Wt. each	# on Pallet	Price
P2-TKU-0007	TKU-2X2-2L-WA-TM-S8-NB-10PK		2X2, 2 Lamp T8 Troffer Conversion Kit	●	●				N/A	
95012433	95012433	078531125820	BOX-TKP-TKU-2LT8-TM-S8-NB-10PK	●	●			5.5	N/A	
95012434	95012434	078531125844	BOX-TKU-REFL-2LT8-WA-TM-10PK	●	●			9.0	N/A	

Sold in multiples of 10 only.





LP7-Plank 7" LED



10-Day Quick Ship Ordering Guide

Order Limit 1000' Linear Feet (See Alera Express Brochure for Limitations and Details.)

LP7	OA					CM			U	MW	
MODEL LP7 Plank 7" LED	ROW LENGTH 4 4' Single 8 8' Single — Indicate row length over 8' in 4' increments Note: Rows over 8' will be configured by Alera. Example: 16' will be (2) 8'. Alternate configurations: contact factory.	LUMEN PACKAGE ML Medium Lumen HL High Lumen	LED COLOR 30 3000K 35 3500K 40 4000K	SUSPENSION LENGTH 48 48" 96 96" Other lengths available on request	MOUNTING METHOD CM Adjustable Aircraft Cable Mount (Std.)	VOLTAGE U 120V-277V	FINISH MW Matte White (Std.)	OPTIONS EMC One Emergency Circuit ¹ NLC One Night Light Circuit ¹ GLR Fast Blow Fuse TBAR TBAR Clips	SHIELDING OA Acrylic Lens	DISTRIBUTION Blank 80% Up / 20% Down ²	DRIVER E Fixed Output ED 0-10V Dimming

Specifications apply. Please see Alera Express Program Rules page.

¹ One extra feed drop per EMC/NLC. (For through wiring, contact factory.)

² Optional down light reflector provides approximate patterns. Distribution pattern results may vary.



LCVR-L-LED Curv Radial Lens



10-Day Quick Ship Ordering Guide

Order Limit 1000' Linear Feet (See Alera Express Brochure for Limitations and Details.)

LCVR	L					CM			U	MW	
MODEL LCVR Curv Radial Lens LED	ROW LENGTH 4 4' Single 8 8' Single — Indicate row length over 8' in 4' increments Note: Rows over 8' will be configured by Alera. Example: 16' will be (2) 8'. Alternate configurations: contact factory.	LUMEN PACKAGE ML Medium Lumen HL High Lumen	LED COLOR 30 3000K 35 3500K 40 4000K	SUSPENSION LENGTH 48 48" 96 96" Other lengths available on request	MOUNTING METHOD CM Adjustable Cable	VOLTAGE U 120V-277V	FINISH MW Matte White (Std.)	OPTIONS EMC One Emergency Circuit ¹ NLC One Night Light Circuit ¹ GLR Fast Blow Fuse TBAR TBAR Clips SCE Sculpted End Cap	SHIELDING L Opal Lens	DISTRIBUTION Blank 80% Up / 20% Down	DRIVER E Fixed Output ED 0-10V Dimming

Specifications apply. Please see Alera Express Program Rules page.

¹ One extra feed drop per EMC/NLC. (For through wiring, contact factory.)



LCV - Curv LED

QS
10

10-Day Quick Ship Ordering Guide

Order Limit 1000' Linear Feet (See Alera Express Brochure for Limitations and Details.)

LCV - [] - [] - [] - [] - CM [] - [] U - MW - []

MODEL	LED COLOR	LUMEN PACKAGE	HOUSING TYPE	SUSPENSION LENGTH	VOLTAGE	OPTIONS
LCV Curv LED	30 3000K 35 3500K 40 4000K	ML Medium Lumen HL High Lumen	PERF Perforated S Solid SQP 2" Square Perforated	48 48" 96 96" Other lengths available on request	U 120V-277V	DC Dust Cover ² SCE Sculpted End Cap (5 ⁵ / ₁₆ " ²) EMC One Emergency Circuit ¹ NLC One Night Light Circuit ¹ GLR Fast Blow Fuse TBAR TBAR Clips
ROW LENGTH			MOUNTING METHOD			FINISH
4 4' Single 8 8' Single — Indicate row length over 8' in 4' increments			CM Adjustable Aircraft Cable Mount			MW Matte White (Std.)
				DRIVER		
				E Fixed Output ED 0-10V Dimming		

Note: Rows over 8' will be configured by Alera. Example: 16' will be (2) 8'. Alternate configurations: contact factory.

Specifications apply. Please see Alera Express Program Rules page.
¹ One extra feed drop per EMC/NLC. (For through wiring, contact factory.)
² Ships separately.



PLK- Plank



10-Day Quick Ship Ordering Guide

Order Limit 1000' Linear Feet (See Alera Express Brochure for Limitations and Details.)

PLK					CM				U		MW			
MODEL PLK Plank	LAMP TYPE & PROFILE				DISTRIBUTION COVER		SUSPENSION LENGTH		VOLTAGE		FINISH			
	1T5 1 T5 Lamp	2T5 2 T5 Lamps	3T5 3 T5 Lamps	1T5HO 1 T5HO Lamp	2T5HO 2 T5HO Lamps	3T5HO 3 T5HO Lamps	1T8 1 T8 Lamp	2T8 2 T8 Lamps	3T8 3 T8 Lamps	Blank 70% Up/30% Down 0/100 0% Up/100% Down ² 20/80 20% Up/80% Down ² 40/60 40% Up/60% Down ² 85/15 85% Up/15% Down ²	CLC Center Lamp Cover A/V Mode ²	48 48" 96 96"	U 120V-277V	MW Matte White
ROW LENGTH			HOUSING TYPE		MOUNTING METHOD		SHIELDING		BALLAST		OPTIONS			
4 4' Single 8 8' Single — Indicate row length over 8' in 4' increments			Blank Solid (Std.) PFST Perforated Strip		CM Adjustable Aircraft Cable Mount (Std.)		WCB White Cross Baffle ¹ WCBS White Cross Baffle-High Efficiency Without Standard Overlay OA Opal Acrylic Lens		E Electronic, Instant Start (Std. for T8) EP Electronic, Programmed Start (Std. for T5 & T5HO, optional for T8) ELW Electronic T8, 0.77BF, Low Watt, Instant Start EPLW Electronic T8, 0.77BF, Low Watt, Programmed Start ED_ADV MK10 Electronic Dimming, Must Specify Voltage, Advance, Mark10 Powerline, 2T8 only ³ EDUADV MK7 Universal Voltage, Electronic Dimming, Advance Mark7(0-10v) 2T8 only		DC Dust Cover (T8 only), Not available with CLC ² LR Left/Right Switching (2-Lamp only) IBOB Inboard/Outboard Switching (3-Lamp only) EL One T8 Emergency Battery Pack ^{3,5} EL5 One T5(HO) Battery Pack ^{3,5} EL5H One High Lumen Emergency Battery Pack ^{3,5} F0841 With T8 4100K Lamp Installed F5841 With T5/T5HO 4100K Lamp Installed F0835 With T8 3500K Lamp Installed F5835 With T5/T5HO 3500K Lamp Installed EMC Emergency Circuit ⁴ NLC Night Light Circuit ⁴ TBAR T-Bar Mounting B50LP One/Two T8 Emergency Battery Pack LP600 Emergency Battery Pack 600-1325 Lumens T5, T5HO, T8			
<p>Note: Rows over 8' will be configured by Alera. Example: 16' will be (2) 8'. Alternate configurations: contact factory.</p> <p>Specifications apply. Please see Alera Express Program Rules page. ¹ Includes .020 thick white overlay. ² Dust cover not available when using these optical distribution covers. Distribution varies with lamp and/or shielding. ³ Specify voltage. ⁴ EMC/NLC is installed in right-hand side of 8' unit. Consists of 1 lamp ballast and one power drop. EMC/NLC is not available for dimming on Alera Express. ⁵ See Alera Express Program Rules page for emergency battery pack information.</p> <p>General Note: Not all options are available in every possible configuration.</p>														



CVL- Curv Louvered



10-Day Quick Ship Ordering Guide

Order Limit 1000' Linear Feet (See Alera Express Brochure for Limitations and Details.)

CVL									U		MW	
MODEL CVL Curv Louvered	DISTRIBUTION				SHIELDING		VOLTAGE		FINISH		OPTIONS	
	Blank 60% Uplight, 40% Downlight 0/100 0% Uplight, 100% Downlight ¹ 20/80 20% Uplight, 80% Downlight ¹ 40/60 40% Uplight, 60% Downlight ¹ 85/15 85% Uplight, 15% Downlight ¹ CLC Center Lamp Cover A/V Mode ¹	LD Low Iridescent Semi-Specular Louver (Std.) LS Low Iridescent Specular Louver		U 120V-277V		MW Matte White		DC Dust Cover (T8 and T5 with standard distribution only) ¹ SCE Sculpted End Cap (5 7/16" each) LR Left/Right Switching (2-Lamp only) IBOB Inboard/Outboard Switching (3-Lamp only) EL One T8 Emergency Battery Pack ^{2,4} EL5 One T5(HO) Battery Pack ^{2,4} EL5H One High Lumen Emergency Battery Pack ^{2,4} F0841 With T8 4100K Lamp Installed F5841 With T5/T5HO 4100K Lamp Installed F0835 With T8 3500K Lamp Installed F5835 With T5/T5HO 3500K Lamp Installed EMC Emergency Circuit ³ NLC Night Light Circuit ³ TBAR T-Bar Mounting B50LP One/Two T8 Emergency Battery Pack LP600 Emergency Battery Pack 600-1325 Lumens T5, T5HO, T8				
ROW LENGTH			LAMP TYPE & PROFILE		MOUNTING METHOD		ADJUSTABLE CABLE LENGTH		BALLAST			
4 4' Single 8 8' Single — Indicate row length over 8' in 4' increments			1T5 1 T5 Lamp 2T5 2 T5 Lamps 3T5 3 T5 Lamps 1T5HO 1 T5HO Lamp 2T5HO 2 T5HO Lamps 3T5HO 3 T5HO Lamps 1T8 1 T8 Lamp 2T8 2 T8 Lamps 3T8 3 T8 Lamps		CM Adj. Aircraft Cable Mount		48 48" 96 96"		E Electronic, Instant Start (Std. for T8) EP Electronic, Programmed Start (Std. for T5 & T5HO, optional for T8) ELW Electronic T8, 0.77BF, Low Watt, Instant Start EPLW Electronic T8, 0.77BF, Low Watt, Programmed Start ED_ADV MK10 Electronic Dimming, Must Specify Voltage, Advance, Mark10 Powerline, 2T8 only EDUADV MK7 Universal Voltage, Electronic Dimming, Advance Mark7(0-10v) 2T8 only			
<p>Specifications apply. Please see Alera Express Program Rules page. ¹ Dust cover not available when using these optical distribution covers. Distribution varies with lamp and/or shielding. ² Specify voltage. ³ EMC/NLC is installed in right-hand side of 8' unit. Consists of 1 lamp ballast and one power drop. EMC/NLC is not available for dimming on Alera Express. ⁴ See Alera Express Program Rules page for emergency battery pack information.</p> <p>General Note: Not all options are available in every possible configuration.</p>												

CVRL- Curv Radial Lens



10-Day Quick Ship Ordering Guide

Order Limit 1000' Linear Feet (See Alera Express Brochure for Limitations and Details.)

MODEL	LAMP TYPE & PROFILE	DISTRIBUTION	MOUNTING METHOD	VOLTAGE	FINISH	OPTIONS
CVRL Cûrv Radial Lens	1T5 1 T5 Lamp ¹ 2T5 2 T5 Lamps ¹ 3T5 3 T5 Lamps ¹ 1T5HO 1 T5HO Lamp ¹ 2T5HO 2 T5HO Lamps ¹ 3T5HO 3 T5HO Lamps ¹	Blank 60% Up/ 40% Down 0/100 0% Up/ 100% Down ² 20/80 20% Up/ 80% Down ² 40/60 40% Up/ 60% Down ² 85/15 85% Up/ 15% Down ² CLC Center Lamp Cover AV Mode ²	CM48 48" Adjustable Aircraft Cable Mount CM96 96" Adjustable Aircraft Cable Mount	U 120V-277V	MW Matte White	DC Dust Cover (T8 and T5 with standard distribution only) ² SCE Sculpted End Cap (5 5/16" each) LR Left/Right Switching (2-Lamp only) IBOB Inboard/Outboard Switching (3-Lamp only) EL One T8 Emergency Battery Pack ^{3,5} EL5 One T5(HO) Battery Pack ^{3,5} EL5H One High Lumen Emergency Battery Pack ^{3,5} FO841 With T8 4100K Lamp Installed F5841 With T5/T5HO 4100K Lamp Installed FO835 With T8 3500K Lamp Installed F5835 With T5/T5HO 3500K Lamp Installed EMC Emergency Circuit ⁴ NLC Night Light Circuit ⁴ TBAR T-Bar Mounting B50LP One/Two T8 Emergency Battery Pack LP600 Emergency Battery Pack 600-1325 Lumens T5, T5HO, T8
ROW LENGTH 4 4' Single 8 8' Single Indicate row length over 8' in 4' increments				BALLAST		
				E Electronic, Instant Start (Std. for T8) EP Electronic, Programmed Start (Std. for T5 & T5HO, optional for T8) ELW Electronic T8, 0.77BF, Low Watt, Instant Start EPLW Electronic T8, 0.77BF, Low Watt, Programmed Start ED_ADV MK10 Electronic Dimming, Must Specify Voltage, Advance, Mark10 Powerline, 2T8 only EDUADV MK7 Universal Voltage, Electronic Dimming, Advance Mark7(0-10v) 2T8 only		

Specifications apply. Please see Alera Express Program Rules page.
¹ T5(HO) at risk for socket shadow in downlight component.
² Dust cover not available when using these optical distribution covers. Distribution varies with lamp and/or shielding.
³ Specify voltage.
⁴ EMC/NLC is installed in right-hand side of 8' unit. Consists of 1 lamp ballast and one power drop. EMC/NLC is not available for dimming on Alera Express.
⁵ See Alera Express Program Rules page for emergency battery pack information.



CVRB- Curv Radial Baffle



10-Day Quick Ship Ordering Guide

Order Limit 1000' Linear Feet (See Alera Express Brochure for Limitations and Details.)

MODEL	LAMP TYPE & PROFILE	DISTRIBUTION	MOUNTING METHOD	VOLTAGE	FINISH	OPTIONS
CVRB Cûrv Radial Baffle CVRPB Cûrv Radial Perf Baffle	1T5 1 T5 Lamps 2T5 2 T5 Lamps 3T5 3 T5 Lamps 1T5HO 1 T5HO Lamp 2T5HO 2 T5HO Lamps 3T5HO 3 T5HO Lamps 1T8 1 T8 Lamp 2T8 2 T8 Lamps 3T8 3 T8 Lamps	Blank 60% Up/ 40% Down 0/100 0% Up/ 100% Down ¹ 20/80 20% Up/ 80% Down ¹ 40/60 40% Up/ 60% Down ¹ 85/15 85% Up/ 15% Down ¹ CLC Center Lamp Cover AV Mode ¹	CM48 48" Adjustable Aircraft Cable Mount CM96 96" Adjustable Aircraft Cable Mount	U 120V-277V	MW Matte White	DC Dust Cover (T8 and T5 with standard distribution). Not available with CLC ¹ SCE Sculpted End Cap (5 5/16" each) LR Left/Right Switching (2-Lamp only) IBOB Inboard/Outboard Switching (3-Lamp only) EL One T8 Emergency Battery Pack ^{2,4} EL5 One T5(HO) Battery Pack ^{2,4} EL5H One High Lumen Emergency Battery Pack ^{2,4} FO841 With T8 4100K Lamp Installed F5841 With T5/T5HO 4100K Lamp Installed FO835 With T8 3500K Lamp Installed F5835 With T5/T5HO 3500K Lamp Installed EMC Emergency Circuit ³ NLC Night Light Circuit ³ TBAR T-Bar Mounting B50LP One/Two T8 Emergency Battery Pack LP600 Emergency Battery Pack 600-1325 Lumens T5, T5OH, T8
ROW LENGTH 4 4' Single 8 8' Single Indicate row length over 8' in 4' increments				BALLAST		
				E Electronic, Instant Start (Std. for T8) EP Electronic, Programmed Start (Std. for T5 & T5HO, optional for T8) ELW Electronic T8, 0.77BF, Low Watt, Instant Start EPLW Electronic T8, 0.77BF, Low Watt, Programmed Start ED_ADV MK10 Electronic Dimming, Must Specify Voltage, Advance, Mark10 Powerline, 2T8 only EDUADV MK7 Universal Voltage, Electronic Dimming, Advance Mark7(0-10v) 2T8 only		


Specifications apply. Please see Alera Express Program Rules page.
¹ Dust cover not available when using these optical distribution covers. Distribution varies with lamp and/or shielding.
² Specify voltage.
³ EMC/NLC is installed in right-hand side of 8' unit. Consists of 1 lamp ballast and one power drop. EMC/NLC is not available for dimming on Alera Express.
⁴ See Alera Express Program Rules page for emergency battery pack information.



CV-Curv

QS 10 10-Day Quick Ship Ordering Guide
Order Limit 1000' Linear Feet (See Alera Express Brochure for Limitations and Details.)

CV							U	MW	
MODEL CV Cúrv		HOUSING TYPE PERF Perforated (1T8 not recommended on suspended unit) S Solid		ADJUSTABLE CABLE LENGTH (CM) 48 48" 96 96"		VOLTAGE U 120V-277V	FINISH MW Matte White		OPTIONS DC Dust Cover (T8 and T5 with standard distribution only) SCE Sculpted End Cap (5 3/16" each) LR Left/Right Switching (2-Lamp only) IBOB Inboard/Outboard Switching (3-Lamp only) EL One T8 Emergency Battery Pack ^{1,3} EL5 One T5(HO) Battery Pack ^{1,3} EL5H One High Lumen Emergency Battery Pack ^{1,3} FO841 With T8 4100K Lamp Installed F5841 With T5/T5HO 4100K Lamp Installed FO835 With T8 3500K Lamp Installed F5835 With T5/T5HO 3500K Lamp Installed EMC Emergency Circuit ² NLC Night Light Circuit ² TBAR T-Bar Mounting B50LP One/Two T8 Emergency Battery Pack LP600 Emergency Battery Pack 600-1325 Lumens T5, T5OH, T8
ROW LENGTH	LAMP TYPE & PROFILE	MOUNTING METHOD		BALLAST					
4 4' Single 8 8' Single — Indicate row length over 8' in 4' increments Note: Rows over 8' will be configured by Alera. Example: 16' will be (2) 8'. Alternate configurations: contact factory.	1T5 1 T5 Lamp 2T5 2 T5 Lamps 3T5 3 T5 Lamps (N/A WM) 1T5HO 1 T5HO Lamp 2T5HO 2 T5HO Lamps 3T5HO 3 T5HO Lamps (N/A WM) 1T8 1 T8 Lamp (Solid only) 2T8 2 T8 Lamps 3T8 3 T8 Lamps (N/A WM) 4T8 4 T8 Lamps (N/A WM)	CM Adjustable Aircraft Cable Mount WM Wall Mount	E Electronic, Instant Start (Std. for T8) EP Electronic, Programmed Start (Std. for T5 & T5HO, optional for T8) ELW Electronic T8, 0.77BF, Low Watt, Instant Start EPLW Electronic T8, 0.77BF, Low Watt, Programmed Start ED_ADV MK10 Electronic Dimming, Must Specify Voltage, Advance, Mark10 Powerline, 2T8 only EDUADVMK7 Universal Voltage, Electronic Dimming, Advance Mark7(0-10v) 2T8 only						
General Note: Not all options are available in every possible configuration.									
Specifications apply. Please see Alera Express Program Rules page.									
¹ Specify voltage.									
² EMC/NLC is installed in right-hand side of 8' unit. Consists of 1 lamp ballast and one power drop. EMC/NLC is not available for dimming on Alera Express.									
³ See Alera Express Program Rules page for emergency battery pack information.									



CVSL-curVista

QS 10 10-Day Quick Ship Ordering Guide
Order Limit 1000' Linear Feet (See Alera Express Brochure for Limitations and Details.)

							U	MW	
MODEL CVSL curVista Solid Baffle CVPL curVista Perf Baffle	DISTRIBUTION Blank 70% Uplight, 30% Downlight 50/50 50% Uplight, 50% Downlight ¹ 40/60 40% Uplight, 60% Downlight ¹ (Will vary with lamp and shielding options)	ADJUSTABLE CABLE LENGTH (CM) 48 48" 96 96"	OVERLAY Blank None (Std.) OLAY Acrylic Lens Overlay ¹ (Above baffles; for dust cover see Options)	VOLTAGE U 120V-277V	FINISH MW Matte White		OPTIONS DC Dust Cover (T8 and T5 with standard distribution only) ¹ SCE Sculpted End Cap (5 3/16" each) LR Left/Right Switching (2-Lamp only) IBOB Inboard/Outboard Switching (3-Lamp only) EL One T8 Emergency Battery Pack ^{2,4} EL5 One T5(HO) Battery Pack ^{2,4} EL5H One High Lumen Emergency Battery Pack ^{2,4} FO841 With T8 4100K Lamp Installed F5841 With T5/T5HO 4100K Lamp Installed FO835 With T8 3500K Lamp Installed F5835 With T5/T5HO 3500K Lamp Installed EMC Emergency Circuit ² NLC Night Light Circuit ² TBAR T-Bar Mounting B50LP One/Two T8 Emergency Battery Pack LP600 Emergency Battery Pack 600-1325 Lumens T5, T5HO, T8		
ROW LENGTH	LAMP TYPE & PROFILE	MOUNTING METHOD		BALLAST					
4 4' Single 8 8' Single — Indicate row length over 8' in 4' increments Note: Rows over 8' will be configured by Alera. Example: 16' will be (2) 8'. Alternate configurations: contact factory.	1T5 1 T5 Lamps (WM only) 2T5 2 T5 Lamps 3T5 3 T5 Lamps (N/A WM) 4T5 4 T5 Lamps (N/A WM) 1T5HO 1 T5HO Lamp (WM only) 2T5HO 2 T5HO Lamps 3T5HO 3 T5HO Lamps (N/A WM) 4T5HO 4 T5HO Lamps (N/A WM) 1T8 1 T8 Lamp (WM only) 2T8 2 T8 Lamps 3T8 3 T8 Lamps (N/A WM) 4T8 4 T8 Lamps (N/A WM)	CM Adjustable Aircraft Cable Mount (Std.) WM Wall Mount	E Electronic, Instant Start (Std. for T8) EP Electronic, Programmed Start (Std. for T5 & T5HO, optional for T8) ELW Electronic T8, 0.77BF, Low Watt, Instant Start EPLW Electronic T8, 0.77BF, Low Watt, Programmed Start ED_ADV MK10 Electronic Dimming, Must Specify Voltage, Advance, Mark10 Powerline, 2T8 only EDUADVMK7 Universal Voltage, Electronic Dimming, Advance Mark7(0-10v) 2T8 only						
General Note: Not all options are available in every possible configuration.									
Specifications apply. Please see Alera Express Program Rules page.									
¹ Dust cover not available when using these optical distribution covers. Distribution varies with lamp and/or shielding.									
² Specify voltage.									
³ EMC/NLC is installed in right-hand side of 8' unit. Consists of 1 lamp ballast and one power drop. EMC/NLC is not available for dimming on Alera Express.									
⁴ See Alera Express Program Rules page for emergency battery pack information.									



PAL - Paleta



10-Day Quick Ship Ordering Guide

Order Limit 1000' Linear Feet (See Alera Express Brochure for Limitations and Details.)

PAL						U	MW		
MODEL PAL Paleta	LAMP TYPE & PROFILE 1T5 1 T5 Lamp (WM only) ¹ 2T5 2 T5 Lamps ¹ 3T5 3 T5 Lamps (N/A WM) ^{1,5} 4T5 4 T5 Lamps (N/A WM) ¹ 1T5HO 1 T5HO Lamp (WM only) ¹ 2T5HO 2 T5HO Lamps ¹ 3T5HO 3 T5HO Lamps (N/A WM) ^{1,5} 4T5HO 4 T5HO Lamps (N/A WM) ¹ 1T8 1 T8 Lamp (WM only) 2T8 2 T8 Lamps 3T8 3 T8 Lamps (N/A WM) 4T8 4 T8 Lamps (N/A WM)	MOUNTING METHOD CM Adj. Aircraft Cable Mount	ADJUSTABLE CABLE LENGTH (CM) 48 48" 96 96"	VOLTAGE U 120V-277V	FINISH MW Matte White	OPTIONS DC Dust Cover (T8 and T5 with standard distribution only) ¹ LR Left/Right Switching (2-Lamp only) IBOB Inboard/Outboard Switching (3-Lamp only) EL One T8 Emergency Battery Pack ^{2,4} EL5 One T5(HO) Battery Pack ^{2,4} EL5H One High Lumen Emergency Battery Pack ^{2,4} F0841 With T8 4100K Lamp Installed F5841 With T5/T5HO 4100K Lamp Installed F0835 With T8 3500K Lamp Installed F5835 With T5/T5HO 3500K Lamp Installed EMC Emergency Circuit ³ NLC Night Light Circuit ⁴ TBAR T-Bar Mounting B50LP One/Two T8 Emergency Battery Pack LP600 Emergency Battery Pack 600-1325 Lumens T5, T5HO, T8			
ROW LENGTH 4 4' Single 8 8' Single — Indicate row length over 8' in 4' increments	DISTRIBUTION Blank 70% Uplight, 30% Downlight 50/50 50% Uplight, 50% Downlight ¹ 20/80 20% Uplight, 80% Downlight ¹ 5/95 5% Uplight, 95% Downlight ¹			BALLAST E Electronic, Instant Start (Std. for T8) EP Electronic, Programmed Start (Std. for T5 & T5HO, optional for T8) ELW Electronic T8, 0.77BF, Low Watt, Instant Start EPLW Electronic T8, 0.77BF, Low Watt, Programmed Start ED_ADVVMK10 Electronic Dimming, Must Specify Voltage, Advance, Mark10 Powerline, 2T8 only EDUADVMMK7 Universal Voltage, Electronic Dimming, Advance Mark7(0-10v) 2T8 only ⁵					
Note: Rows over 8' will be configured by Alera. Example: 16' will be (2) 8'. Alternate configurations: contact factory.	General Note: Not all options are available in every possible configuration. Specifications apply. Please see Alera Express Program Rules page.								
	¹ Dust cover not available when using these optical distribution covers. Distribution varies with lamp and/or shielding.								
	² Specify voltage.								
	³ EMC/NLC is installed in right-hand side of 8' unit. Consists of 1 lamp ballast and one power drop. EMC/NLC is not available for dimming on Alera Express.								
	⁴ See Alera Express Program Rules page for emergency battery pack information.								
	⁵ 3T5(HO) is only available with blank distribution option.								



SLS - Solaris



10-Day Quick Ship Ordering Guide

Order Limit 1000' Linear Feet (See Alera Express Brochure for Limitations and Details.)

SLS			CM		LD		U	MW		
MODEL SLS Solaris	LAMP TYPE & PROFILE 1T5 1 T5 Lamp 2T5 2 T5 Lamps 3T5 3 T5 Lamps 1T5HO 1 T5HO Lamp 2T5HO 2 T5HO Lamps 3T5HO 3 T5HO Lamps 1T8 1 T8 Lamp 2T8 2 T8 Lamps 3T8 3 T8 Lamps	MOUNTING METHOD CM Adjustable Aircraft Cable Mount	SHIELDING LD Low Iridescent Semi-Specular Louver	VOLTAGE U 120V-277V	FINISH MW Matte White	OPTIONS DC Dust Cover (T8 and T5 with standard distribution only) ¹ LR Left/Right Switching (2-Lamp only) IBOB Inboard/Outboard Switching (3-Lamp only) EL One T8 Emergency Battery Pack ^{2,4} EL5 One T5(HO) Battery Pack ^{2,4} EL5H One High Lumen Emergency Battery Pack ^{2,4} F0841 With T8 4100K Lamp Installed F5841 With T5/T5HO 4100K Lamp Installed F0835 With T8 3500K Lamp Installed F5835 With T5/T5HO 3500K Lamp Installed EMC Emergency Circuit ³ NLC Night Light Circuit ⁴ TBAR T-Bar Mounting B50LP One/Two T8 Emergency Battery Pack LP600 Emergency Battery Pack 600-1325 Lumens T5, T5HO, T8				
ROW LENGTH 4 4' Single 8 8' Single	DISTRIBUTION Blank 60% Uplight, 40% Downlight 0/100 0% Uplight, 100% Downlight ¹ 20/80 20% Uplight, 80% Downlight ¹ 40/60 40% Uplight, 60% Downlight ¹ 85/15 85% Uplight, 15% Downlight ¹ CLC Center Lamp Cover for A/V Mode ¹			ADJUSTABLE CABLE LENGTH 48 48" 96 96"	BALLAST E Electronic, Instant Start (Std. for T8) EP Electronic, Programmed Start (Std. for T5 & T5HO, optional for T8) ELW Electronic T8, 0.77BF, Low Watt, Instant Start EPLW Electronic T8, 0.77BF, Low Watt, Programmed Start ED_ADVVMK10 Electronic Dimming, Must Specify Voltage, Advance, Mark10 Powerline, 2T8 only EDUADVMMK7 Universal Voltage, Electronic Dimming, Advance Mark7(0-10v) 2T8 only					
Note: Rows over 8' will be configured by Alera. Example: 16' will be (2) 8'. Alternate configurations: contact factory.	General Note: Not all options are available in every possible configuration. Specifications apply. Please see Alera Express Program Rules page.									
	¹ Dust cover not available when using these optical distribution covers. Distribution varies with lamp and/or shielding.									
	² Specify voltage.									
	³ EMC/NLC is installed in right-hand side of 8' unit. Consists of 1 lamp ballast and one power drop. EMC/NLC is not available for dimming on Alera Express.									
	⁴ See Alera Express Program Rules page for emergency battery pack information.									

ALERA EXPRESS PROGRAM RULES

ORDERING WITHIN THE ALERA EXPRESS PROGRAM

- Mark order as "ALERA EXPRESS".
- Specify "SINGLES" or "ROW" on order.
- Only products listed on Alera Express qualify for 10-day shipment.
- Product will ship within 10 working days of receipt of complete order, after credit approval. This will be standard procedure if the product meets the requirements listed.
- Order will be entered and, if requested, released in parallel with a 24-hour "Record" Job Drawing. Some Express configurations are also available using the Architectus drawing program; these drawings can be created online in 3 minutes or less. If "Approval" Job Drawings are required these must be submitted and approved prior to entering an order on the Alera Express 10-day ship program.
- All Alera Express products are provided with Matte White finish on housings and end caps.
- Universal voltage (120V-277V) generic ballasts are provided as part of the Alera Express program, however, a voltage must be designated (120V or 277V) when the EL option is specified. Alera Lighting reserves the right to use, at its discretion, either a universal voltage ballast wired to the dedicated EL voltage or to select a generic dedicated voltage ballast for single or row products including one or more -EL.
- For NYC and other special considerations, please contact the factory.
- Orders submitted to Alera Lighting Customer Service by 3:30 p.m. EST will be entered the same business day. Order Entry will contact the local Alera representative with any questions or clarifications required to process the order.
- Orders exceeding 1,000', please contact factory.
- Lamps can be ordered to ship installed. See Options for each product family.

END CAPS AND HANGERS

- Standard end caps are flat matte white and are offered on all Alera Express products.
- Optional Sculpted End Caps in matte white are available for CV, CV WM, CVL, CVSL, CVPL, CVPL WM, CVRL, CVRB and CVSL WM. To order optional SCE end caps for the above products, add suffix "- SCE" to the end of the unit or row catalog number.
- Adjustable Cable Mount 48" or 96" aircraft cables are available as an option to Alera Express. Select the appropriate catalog number from the product listing to purchase this option.

SWITCHING , CIRCUITS , BATTERY PACKS AND EMC/NLC

The factory will determine the number of wires and circuits required to configure each row and will include this information on the project drawings. Simply tell us what your needs are as follows:

- No switching of the lamps: No suffix required.
- Inboard/Outboard (three lamps in cross section with switching): IBOB.
- Left/Right (two lamps in cross section with switching): LR.
- To designate one low profile generic factory installed battery pack add the suffix "-EL"; provides (1) 8' housing with (1) EL.
- To designate two low profile generic factory installed battery pack add the suffix "-2EL"; provides (2) 8' housings, each with (1) EL.
- To designate a battery pack for a 4ft single unit, add the suffix SGL-EL. Example: CVL-4-2T8-CM48-LD-E120-MW-SGL-EL
 - Not available in 12' housing lengths. Not available in 4' housing length that is part of a row. Battery pack is available for a 4' single mounted fixture. For projects with multiple battery packs, each pack will be installed in a separate 8' housing.
 - Each emergency battery pack will operate one lamp in cross section for up to 90 minutes. (EL) indicated up to 450 lumens for T8; (EL5) indicated up to 700 lumens for T5(HO); (EL5H) indicated up to 1250 lumens for T8, T5(HO).
- One lamp battery pack is installed on the right hand side of an 8' fixture for linear rows. For multiple battery packs per row, indicate quantity prior to designation. Example: 2EL provides (2) 8' units each with (1) battery pack. One lamp battery pack can be installed on a single mounted 4' fixture for 1,2,3T8 or 1,2 T5(HO). Select (EL) for T8 up to 450 lumens. Select (EL5) for T5(HO) up to 700 lumens. Select (EL5H) for T8 and T5(HO) for up to 1250 lumens. Emergency battery packs are not available on Alera Express for 12' single fixtures.
- Specific 120V or 277V is required for single or row products which include the -EL option. Primary ballasts supplied may be either universal voltage wired to specified voltage or a dedicated voltage. See Ordering section above. Voltage must be provided when ordered.
- For other generic battery pack requirements contact factory.
- EMC and NLC are installed on the right hand side of an 8ft fixture.
- For full Alera Lighting terms & conditions, please visit www.aleralighting.com.

** One battery pack is installed on the right hand side of an 8' fixture for linear rows. Alera Express does not include battery pack installation on a 12' fixture. Contact factory for further clarification. For projects with multiple battery packs, each battery pack is installed on a separate 8' housing. For rows where more than one EL is desired, add qty. prior to designation. Example: 2EL provides (2) 8' units each with (1) battery pack. Single circuit 4' fixtures requiring one emergency battery pack can be installed for the following lamp type profile: 1,2,3 T8 or 1,2 T5(HO). Note: the 4' fixture must be a single mount and cannot be included in a row. Each emergency battery pack will operate one lamp in cross section for up to 90 minutes. (EL) indicated up to 450 lumens for T8; (EL5) indicated up to 700 lumens for T5(HO); (EL5H) indicated up to 1250 lumens for T8, T5(HO).



Architektur 2" LED Downlight Accessories



Regional Distribution Center Stock List

Part Number	Catalog Number	UPC Code	Description	CA 03	IL 06	PA 10	SC 07	Wt. each	# on Carton	Price
BG1437200	D2FRM	785235429987	Optional Mounting Frame for D2LED	●				3.5	2	
BG1437300	D2ICAT	785235429993	Optional IC Rated Air Tight housing for D2LED	●				7.5	1	



5-Day Quick Ship Ordering Guide Order Limit Per Fixture Selection: 20 Pieces or Less

D2LED		2D9LED	9L	30K	8	MD25		
J-TUBE ASSEMBLY	VOLTAGE	LIGHT ENGINE	OUTPUT	LED COLOR	CRI	BEAM ANGLE	REFLECTOR FINISH	REFLECTOR COLORS
D2LED 2" J-Tube Assembly with 0-10 Dimming standard	Blank 120V 277 277V	2D9LED 2" Open Reflector/Light Engine Assembly	9L 900 Lumens 12L 1200 Lumens	30K 3000 Kelvin 35K 3500 Kelvin	8 Nominal 80+ CRI	WFL45 Spun Aluminum reflector with a 45° wide flood distribution MD25 Spun Aluminum reflector with a 25° medium distribution FL35 Spun Aluminum reflector with a 35° flood distribution WW Wall Wash	Blank Specular	Blank Clear Alzak

*Reflector finishes other than clear specular are not QS items.



10-Day Quick Ship Ordering Guide Order Limit Per Fixture Selection: 50 Pieces or Less

D2LED		2D9LED	9L	30K	8	MD25			WT
J-TUBE ASSEMBLY	VOLTAGE	LIGHT ENGINE	OUTPUT	LED COLOR	CRI	BEAM ANGLE	REFLECTOR FINISH	REFLECTOR COLORS	REFLECTOR OPTIONS
D2LED 2" J-Tube Assembly with 0-10 Dimming standard A2LED 2" J-Tube Assembly with 0-10 Dimming standard	Blank 120V 277 277V	2D9LED 2" Open Reflector/Light Engine Assembly	9L 900 Lumens 12L 1200 Lumens	30K 3000 Kelvin 35K 3500 Kelvin	8 Nominal 80+ CRI	WFL45 Spun Aluminum reflector with a 45° wide flood distribution MD25 Spun Aluminum reflector with a 25° medium distribution FL35 Spun Aluminum reflector with a 35° flood distribution WW Wall Wash	Blank Specular	Blank Clear Alzak	WT White trim

*Reflector finishes other than clear specular are not QS items.




Architektur 4" Vertical CFL Open Downlight and Trim




Regional Distribution Center Stock List

Part Number	Catalog Number	UPC Code	Description	CA 03	IL 06	PA 10	SC 07	Wt. each	# on Carton	Price
BG948000	D432EB	785235046992	4" housing, 1-lamp, 26 or 32W triple tube 4-pin, multi-volt electronic ballast (32W Lutron only)				●	6.5	2	
BG949600	4D5	785235047005	4" Alzak Reflector				●	0.86	1	



Architektur 6" & 8" Triple Tube Horizontal Housing, Multi-volt Electronic Ballasts and Trims

Part Number	Catalog Number	UPC Code	Description	CA 03	IL 06	PA 10	SC 07	Wt. each	# on Carton	Price
BE827500	CFT632HEB	785235221078	6" housing, 1-lamp, 26/32/42W	●	●	●	●	6.6	1	
BG1227900	STF602H	785235046947	6" Self trim clear Alzak	●	●	●	●	0.7	1	
BG1239800	STF602HWT	785235047036	6" White trim clear Alzak	●	●		●	0.7	1	
BE831600	STF602HWW	785235113274	6" Self trim clear Alzak wall washer	●			●	0.8	1	
BE827700	CFT832HEB	785235221092	8" housing, 1-lamp, 26/32/42W	●	●		●	6.6	1	
BG1228000	STF802H	785235046954	8" Self trim clear Alzak	●			●	1	2	
BG1240000	STF802HSS	785235047050	8" Self trim Semi-Specular Alzak	●				.09	1	
BG117700	CFTD832HEB	785235112840	8" housing, 2-lamp, 26/32/42W	●			●	6.5	1	
BG1228100	STFD802H	785235046961	8" Self trim clear Alzak, for two lamp housing	●			●	1.46	2	



Architektur 6" & 8" Quad Tube Horizontal Housings, Multi-volt Electronic Ballasts and Trims

35 SCHEDULED STOCK SHIPMENTS Regional Distribution Center Stock List

Part Number	Catalog Number	UPC Code	Description	CA 03	IL 06	PA 10	SC 07	Wt. each	# on Carton	Price
BE602600	CFR626EB	785235220866	6" housing, 2-lamp, 26W Quad	●	●	●	●	6.5	2	
BG280900	CFR6126EB	785235429122	6" housing, 2-lamp, 26W Quad	●				6.5	2	
BG1227500	ST372A	785235046916	6" Self trim clear Alzak	●	●	●	●	1.0	2	
BE864500	CFR826UEB	785235900102	8" housing, 2-lamp, 26W Quad	●	●		●	6.6	1	
BG1227700	ST492A	785235046930	8" Self trim clear Alzak	●			●	0.8	2	



Architektur 6" & 8" Vertical Triple Tube Housings with Multi-volt HPF Electronic Ballast and Trims

Part Number	Catalog Number	UPC Code	Description	CA 03	IL 06	PA 10	SC 07	Wt. each	# on Carton	Price
BG123600	CFT632EB	785235051071	6" housing, 1-lamp, 26/32/42W	●	●	●	●	5.3	2	
BE681800	STF602	785235101363	6" Self trim clear Alzak	●	●	●	●	0.9	1	
BE681900	STF602WT	785235113724	6" White trim clear Alzak	●	●		●	9.0	1	
BG124000	CFT832EB	785235221047	8" housing, 1-lamp, 26/32/42W	●			●	5	2	
BE680800	STF802	785235101370	8" Self trim clear Alzak	●			●	0.9	2	

All Non-Stocked Architektur Standard, DM & EM Only 4", 6", 8" & 9" Horizontal and Vertical CFL Housings & Clear Spec Trims are Quick Ship. Excludes Cross Baffle

QS7 10-Day Quick Ship Ordering Guide
 Order Limit Per Fixture Selection: 50 Pieces or Less



Retroficient™ 6" LiteFrame® Commercial LED Housing and Trims

35 SCHEDULED STOCK SHIPMENTS

Regional Distribution Center Stock List

Part Number	Catalog Number	UPC Code	Description	CA 03	IL 06	PA 10	SC 07	Wt. each	# on Carton	Price
BG1482900	RLC6LED120	785235429948	6" housing, Commercial retrofit, LED, 120V	●				4.66	1	
BG1483000	RLC6LED120 DM	785235429962	6" housing, Commercial retrofit, LED, 120V w/0-10V dimming to 10%	●				4.66	1	
BG1483100	RLC6LED277	785235429955	6" housing Commercial retrofit LED, 277V	●				4.66	1	
BG1483200	RLC6LED277 DM	785235429979	6" housing, Commercial retrofit LED, 277V w/0-10V dimming to 10%	●				4.66	1	
BG1468400	6LCLED535K8	785235429238	6" Commercial LED Light Engine Assembly, 1000 lumens, 3500 Kelvin, 80 CRI with clear reflector	●	●			1.72	1	
BG1497301	6LCLED535K8WT	785235430005	6" Commercial LED Light Engine Assembly, 1000 lumens, 3500 Kelvin, 80 CRI with clear reflector and white trim	●				1.72	1	
BG1468500	6LCLED635K8	785235429245	6" Commercial LED Light Engine Assembly, 1400 lumens, 3500 Kelvin, 80 CRI with clear reflector	●	●		●	1.72	1	
BG1497401	6LCLED635K8WT	785235430012	6" Commercial LED Light Engine Assembly, 1400 lumens, 3500 Kelvin, 80 CRI with clear reflector and white trim	●				1.72	1	
BG1497601	6LCLED635K8WHWT	785235430036	6" Commercial LED Light Engine Assembly, 1400 lumens, 3500 Kelvin, 80 CRI with white reflector and trim	●				1.72	1	
BG1549500	6LCLED640K8	785235431125	6" Commercial LED Light Engine Assembly, 1400 lumens, 4000 Kelvin, 80 CRI with clear reflector		●			1.47	1	
BG1468600	6LCLED735K8	785235429252	6" Commercial LED Light Engine Assembly, 1800 lumens, 3500 Kelvin, 80 CRI with clear reflector	●	●			1.72	1	
BG1546100	6LCLED740K8	785235431088	6" Commercial LED Light Engine Assembly, 1800 lumens, 4000 Kelvin, 80 CRI with clear reflector		●			1.72	1	
BG1497501	6LCLED735K8WT	785235430029	6" Commercial LED Light Engine Assembly, 1800 lumens, 3500 Kelvin, 80 CRI with clear reflector and white trim	●	●			1.72	1	



10-Day Quick Ship Ordering Guide
 Order Limit Per Fixture Selection: 50 Pieces or Less

All Non Stocked Retroficient LiteFrame Commercial Housings are Quick Ship.



Retroficient™ 6" LiteFrame® LED Housing and Trims



Regional Distribution Center Stock List

Part Number	Catalog Number	UPC Code	Description	CA 03	IL 06	PA 10	SC 07	Wt. each	# on Carton	Price
BG1501800	RLF6LEDG4	785235430180	6" housing, High Efficacy LED Retrofit with 0-10V dimming to 10%	•				5	1	
BG1500900	6LFLED5G435K	785235430098	6" Open Reflector/LED Light Engine Assembly, 1100 lumens, 3500 Kelvin, clear reflector	•	•		•	3	1	
BG1509101	6LFLED5G435KWT	785235430364	6" Open Reflector/LED Light Engine Assembly, 1100 lumens, 3500 Kelvin, clear reflector and white trim	•		•		3	1	
BG1513000	6LFLED6G435K	785235430753	6" Open Reflector/LED Light Engine Assembly, 1500 lumens, 3500 Kelvin, clear reflector	•	•		•	3	1	
BG1513001	6LFLED6G435KWT	785235430760	6" Open Reflector/LED Light Engine Assembly, 1500 lumens, 3500 Kelvin, clear reflector and white trim	•				3	1	
BG1502300	6LFLED7G435K	785235430241	6" Open Reflector/LED Light Engine Assembly, 2000 lumens, 3500 Kelvin, clear reflector	•	•		•	3	1	
BG1509201	6LFLED7G435KWT	785235430371	6" Open Reflector/LED Light Engine Assembly, 2000 lumens, 3500 Kelvin, clear reflector and white trim	•		•		3	1	
BG1513100	6LFLED7G440K	785235430715	6" Open Reflector/LED Light Engine Assembly, 2000 lumens, 4000 Kelvin, clear reflector	•	•			3	1	
BG1513101	6LFLED7G440KWT	785235430777	6" Open Reflector/LED Light Engine Assembly, 2000 lumens, 4000 Kelvin, clear reflector and white trim	•				3	1	




10-Day Quick Ship Ordering Guide
Order Limit Per Fixture Selection: 50 Pieces or Less

All Non Stocked Retroficient LiteFrame LED Housings are Quick Ship. Except HDM & 2DM



Retroficient™ 8" LiteFrame® LED Housing and Trim

Part Number	Catalog Number	UPC Code	Description	CA 03	IL 06	PA 10	SC 07	Wt. each	# on Carton	Price
BG1501900	RLF8LEDG4	785235430197	8" housing, High Efficacy LED Retrofit with 0-10V dimming to 10%	•	•			5	1	
BG1513200	8LFLED7G435K	785235430784	8" Open Reflector/LED Light Engine Assembly, 2000 lumens, 3500 Kelvin, clear reflector	•				3.5	1	



LiteFrame® Commercial LED 6" Housings and Trims


35 SCHEDULED STOCK SHIPMENTS

Regional Distribution Center Stock List

Part Number	Catalog Number	UPC Code	Description	CA 03	IL 06	PA 10	SC 07	Wt. each	# on Carton	Price
BG1468700	LC6LED120	785235429269	6" housing, Commercial LED, 120V	●	●		●	5.58	2	
BG1468800	LC6LED120DM	785235429276	6" housing, Commercial LED, 120V 0-10% dimming	●	●		●	5.58	2	
BG1521600	LC6LED120DMEM	785235430876	6" housing, Commercial LED, 120V 0-10% dimming, emergency ballast	●				11.125	1	
BG1471800	LC6LED277	785235429283	6" housing, Commercial LED, 277V	●	●		●	5.58	2	
BG1471900	LC6LED277DM	785235429290	6" housing, Commercial LED, 277V 0-10% dimming	●	●		●	6	2	
BG1521700	LC6LED277DMEM	785235430883	6" housing, Commercial LED, 120V 0-10% dimming, emergency ballast	●				11.125	1	
BG1525000	LC6LED8120	785235430968	6" housing, Commercial LED, 120V, 0-10% dimming for 2400 or 3000 lumens	●				5.58	2	
BG1525100	LC6LED8277	785235430975	6" housing, Commercial LED, 277V 0-10% dimming for 2400 or 3000 lumens	●				5.58	2	
BG1468400	6LCLED535K8	785235429238	6" Commercial LED Light Engine Assembly, 1000 lumens, 3500 Kelvin, 80 CRI, clear reflector	●	●			1.72	1	
BG1497301	6LCLED535K8WT	785235430005	6" Commercial LED Light Engine Assembly, 1000 lumens, 3500 Kelvin, 80 CRI, clear reflector and white trim	●				1.72	1	
BG1468500	6LCLED635K8	785235429245	6" Commercial LED Light Engine Assembly, 1400 lumens, 3500 Kelvin, 80 CRI, clear reflector	●	●		●	1.72	1	
BG1497401	6LCLED635K8WT	785235430012	6" Commercial LED Light Engine Assembly, 1400 lumens, 3500 Kelvin, 80 CRI, clear reflector and white trim	●				1.72	1	
BG1497601	6LCLED6358WHWT	785235430036	6" Commercial LED Light Engine Assembly, 1400 lumens, 3500 Kelvin, 80 CRI, white reflector and trim	●				1.72	1	
BG1468600	6LCLED735K8	785235429252	6" Commercial LED Light Engine Assembly, 1800 lumens, 3500 Kelvin, 80 CRI with clear reflector	●	●			1.72	1	
BG1497501	6LCLED735K8WT	785235430029	6" Commercial LED Light Engine Assembly, 1800 lumens, 3500 Kelvin, 80 CRI, clear reflector and white trim	●	●			1.72	1	
BG1546100	6LCLED740K8	785235431088	6" Commercial LED Light Engine Assembly, 1800 lumens, 4000 Kelvin, 80 CRI with clear reflector		●			1.72	1	
BG1525900	6LCLED835K8	785235430982	6" Commercial LED Light Engine Assembly, 2400 lumens, 35 Kelvin, 80 CRI, clear reflector	●				3.77	1	
BG1526000	6LCLED935K8	78523540999	6" Commercial LED Light Engine Assembly, 3000 lumens, 35 Kelvin, 80 CRI, clear reflector	●				3.77	1	

QS7.5 5-Day Quick Ship Ordering Guide
Order Limit Per Fixture Selection: 20 Pieces or Less

LC6LED	120	6LCLED	7	30K	8	WH	WT
HOUSING	VOLTAGE	TRIM	OUTPUT	KELVIN	CRI	REFLECTOR COLOR	REFLECTOR OPTION
LC6LED 6" LED Housing	120 120V	6LCLED 6" Open Reflector/ Light Engine Assembly	5 Nominal 1000 lumens delivered	27K 2700 Kelvin	8 Nominal 80+ CRI	WH White	WT
LC6LED8 6" LED Housing for the LED8 & LED9	277 277V		6 Nominal 1400 lumens delivered	30K 3000 Kelvin			WW
			7 Nominal 1600 lumens delivered	35K 3500 Kelvin			EM
			8 Nominal 2400 Lumens delivered	40K 4000 Kelvin			
			9 Nominal 3000 Lumens delivered				



 LiteFrame® 4" LED Square Housing


Part Number	Catalog Number	UPC Code	Description	CA 03	IL 06	PA 10	SC 07	Wt. each	# on Carton	Price
BG1501400	LF4SQLEDG4	785235430142	4" housing, High Efficacy LED Square with 0-10V dimming to 10%	●	●			6.45	2	
BG1501500	LF4SQLEDG4WW	785235430159	4" housing, High Efficacy LED Square Wall Wash with 0-10V dimming to 10%	●	●			6.45	1	

QS7.10 10-Day Quick Ship Ordering Guide
Order Limit Per Fixture Selection: 50 Pieces or Less **All Non Stocked LiteFrame Squares LED Housings are Quick Ship. Except HDM & 2DM**



 LiteFrame® 4" LED Housing and Trims


Part Number	Catalog Number	UPC Code	Description	CA 03	IL 06	PA 10	SC 07	Wt. each	# on Carton	Price
BG1500800	LF4LEDG4	785235430081	4" housing, High Efficacy LED with 0-10V dimming to 10%	●	●			6.6	2	
BG1512900	LF4LEDG4EMR	785235430708	4" housing, High Efficacy LED with Remote Emergency Battery Pack, 0-10V dimming to 10%	●				10.68	1	
BG1501000	4LFLED5G435K	785235430104	4" Open Reflector/LED Light Engine Assembly, 1100 lumens, 3500 Kelvin with clear reflector	●	●			3.03	1	
BG1508901	4LFLED5G435KWT	785235430340	4" Open Reflector/LED Light Engine Assembly, 1100 lumens, 3500 Kelvin with clear reflector and white trim	●				4.4	1	
BG1502400	4LFLED7G435K	785235430258	4" Open Reflector/LED Light Engine Assembly, 2000 lumens, 3500 Kelvin with clear reflector	●				4.4	1	



LiteFrame® 6" LED Housing and Trims

35 SCHEDULED STOCK SHIPMENTS Regional Distribution Center Stock List

Part Number	Catalog Number	UPC Code	Description	CA 03	IL 06	PA 10	SC 07	Wt. each	# on Carton	Price
BG1500700	LF6LEDG4	785235430074	6" housing, High Efficacy LED with 0-10V dimming to 10%	●	●	●	●	5.15	2	
BG1502500	LF6LEDG4WW	785235430333	6" housing, High Efficacy LED Wall Wash with 0-10V dimming to 10%	●	●	●		5.15	1	
BG1503200	LF6LEDG4EM	785235430326	6" housing, High Efficacy LED with Remote Emergency Battery Pack, 0-10V dimming to 10%	●	●			9.97	1	
BG1545000	LF6LED8G4	785235431095	6" housing, High Efficacy 3000 lumen LED with 0-10V dimming to 10%, 120V-277V	●	●			5.15	2	
BG1500900	6LFLED5G435K	785235430098	6" Open Reflector/LED Light Engine Assembly, 1100 lumens, 3500 Kelvin, clear reflector	●	●		●	3	1	
BG1509101	6LFLED5G435KWT	785235430364	6" Open Reflector/LED Light Engine Assembly, 1100 lumens, 3500 Kelvin, clear reflector with white trim	●		●		3	1	
BG1513000	6LFLED6G435K	785235430753	6" Open Reflector/LED Light Engine Assembly, 1500 lumens, 3500 Kelvin, clear reflector	●			●	3	1	
BG1513001	6LFLED6G435KWT	785235430760	6" Open Reflector/LED Light Engine Assembly, 1500 lumens, 3500 Kelvin, clear reflector with white trim	●				3	1	
BG1502300	6LFLED7G435K	785235430241	6" Open Reflector/LED Light Engine Assembly, 2000 lumens, 3500 Kelvin, clear reflector	●	●		●	3	1	
BG1509201	6LFLED7G435KWT	785235430371	6" Open Reflector/LED Light Engine Assembly, 2000 lumens, 3500 Kelvin, clear reflector with white trim	●		●		3	1	
BG1513100	6LFLED7G440K	785235430715	6" Open Reflector/LED Light Engine Assembly, 2000 lumens, 4000 Kelvin, clear reflector	●				3	1	
BG1513101	6LFLED7G440KWT	785235430777	6" Open Reflector/LED Light Engine Assembly, 2000 lumens, 4000 Kelvin, clear reflector with white trim	●				3	1	
BG1344900	LFSC6	785235047654	6" Reflector screw cover	●				0.24	12	
BG1374400	LFSC6EM	785235051989	6" Reflector screw cover with EM	●				0.24	12	



LiteFrame® 8" LED Housing and Trim




Regional Distribution Center Stock List

Part Number	Catalog Number	UPC Code	Description	CA 03	IL 06	PA 10	SC 07	Wt. each	# on Carton	Price
BG1502000	LF8LEDG4	785235430272	8" housing, High Efficacy LED with 0-10V dimming to 10%	●				5.24	2	
BG1545100	LF8LED8G4	785235431101	8" housing, High Efficacy 3000 lumen LED with 0-10V dimming to 10%, 120V-277V	●	●			5.24	2	
BG1513200	8LFLED7G435K	785235430784	8" Open Reflector/LED Light Engine Assembly, 2000 lumens, 3500 Kelvin, clear reflector	●				4.4	1	



10-Day Quick Ship Ordering Guide Order Limit Per Fixture Selection: 50 Pieces or Less


LF4LEDG4	4LFLED7G4	30K		WH	WT
HOUSING	TRIM	LED COLOR TEMP	REFLECTOR FINISH	REFLECTOR COLORS	REFLECTOR OPTIONS
LF4LEDG4 4" High Efficacy LED Housing with 0-10V Dimming to 10% LF6LEDG4 6" High Efficacy LED Housing with 0-10V Dimming to 10%, for 1100, 1500, or 2000 Lumen module LF6LEDG4EM 6" High Efficacy LED Remote Emergency Battery Pack Housing with 0-10V dimming to 10% LF6LED8G4* 6" High Efficacy 3000 lumen LED Housing with 0-10V dimming to 10% LF8LEDG4 8" High Efficacy LED Housing with 0-10V Dimming to 10%, for 1100, 1500, or 2000 Lumen module LF8LED8G4* 8" High Efficacy 3000 lumen LED Housing with 0-10V dimming to 10%	4LFLED5G4 4" Open Reflector/Light Engine Assembly, 1100 lumen module 4LFLED6G4 4" Open Reflector/Light Engine Assembly, 1500 lumen module 4LFLED7G4 4" Open Reflector/Light Engine Assembly, 2000 lumen module 6LFLED5G4 6" Open Reflector/Light Engine Assembly, 1100 lumen module 6LFLED6G4 6" Open Reflector/Light Engine Assembly, 1500 lumen module 6LFLED7G4 6" Open Reflector/Light Engine Assembly, 2000 lumen module 6LFLED8G4 6" Open Reflector/Light Engine Assembly, 3000 lumen module 8LFLED5G4 8" Open Reflector/Light Engine Assembly, 1100 lumen module 8LFLED6G4 8" Open Reflector/Light Engine Assembly, 1500 lumen module 8LFLED7G4 8" Open Reflector/Light Engine Assembly, 2000 lumen module 8LFLED8G4 8" Open Reflector/Light Engine Assembly, 3000 lumen module	30K 3000 Kelvin, 80 CRI 35K 3500 Kelvin, 80 CRI 40K 4000 Kelvin, 80 CRI	Blank Alzak	Blank Clear Alzak WH White Paint	WT White Trim TRG Trim Ring Gasket (factory installed) WW Wall Wash EM Emergency Battery Pack with integral test switch and indicator light
			*Can only be used with corresponding 3000 lumen module trim		



LiteFrame® 4" and 6" Square Compact Fluorescent Housing and Trim

35 SCHEDULED STOCK SHIPMENTS Regional Distribution Center Stock List

Part Number	Catalog Number	UPC Code	Description	CA 03	IL 06	PA 10	SC 07	Wt. each	# on Carton	Price
BG1423600	LF4SQCFH132EB	785235428859	4" housing, Horizontal 1-lamp 26/32/42W Triple Tube	●				4	2	
BG1426400	4SQCFH1	785235428897	4" Alzak semi-diffuse reflector	●				0.65	1	
BG1423800	LF6SQCFH132EB	785235428873	6" housing, Horizontal 1-lamp 26/32/42W Triple Tube	●				4	2	



LiteFrame® 6" Compact Fluorescent Housing and Trims

Part Number	Catalog Number	UPC Code	Description	CA 03	IL 06	PA 10	SC 07	Wt. each	# on Carton	Price
BG743600	LF6CFH213EB	785235128247	6" horizontal, 2-lamp 13W Quad tube housing	●				4.3	2	
BG744300	LF6CFH218EB	785235128254	6" horizontal, 2-lamp 18W Quad tube housing	●	●				2	
BG745000	LF6CFH226EB	785235128261	6" horizontal, 2-lamp 26W Quad tube housing	●	●		●	7.2	2	
BG946500	LF6CFH132EB	785235041423	6" horizontal, 1-lamp 26/32/42W Triple tube housing	●	●	●	●	6	2	
BG1078000	6CFH	785235044615	6" horizontal, 2-lamp CF, clear Alzak	●	●		●	3.1	6	
BG1077900	6CFH1	785235044608	6" horizontal, 1-lamp clear Alzak for triple tube housing	●	●	●	●	3.1	6	
BG749200	LF6CFV32EB	785235128292	6" vertical, 26/32/42W Triple tube housing	●	●	●	●	4.8	2	
BG1077800	6CFV	785235044592	6" vertical, 2-lamp CF, clear Alzak	●	●	●	●	3.7	6	
BG1077801	6CFVWT	785235045766	6" vertical, 2-lamp CF, clear Alzak with white trim	●	●			3.7	6	


LiteFrame® 8" Compact Fluorescent Housing and Trims

35 SCHEDULED STOCK SHIPMENTS Regional Distribution Center Stock List

Part Number	Catalog Number	UPC Code	Description	CA 03	IL 06	PA 10	SC 07	Wt. each	# on Carton	Price
BG747800	LF8CFH226EB	785235128278	8" horizontal, 2-lamp 26W quad tube housing	●				4.3	2	
BG748500	LF8CFH132EB	785235128285	8" horizontal, 1-lamp 26/32/42W triple tube housing	●			●	4.3	2	
BG934300	LF8CFH232EB	785235041379	8" horizontal, 2-lamp, 26/32/42W Triple tube housing	●			●	4.3	2	
BG1078300	8CFH	785235044646	8" horizontal, 2-lamp Quad CF, clear Alzak	●				4.8	6	
BG1078200	8CFH1	785235044639	8" horizontal, 1-lamp Triple CF, clear Alzak	●			●	4.8	6	
BG749900	LF8CFV32EB	785235128308	8" vertical, 1-lamp 26/32/42W triple tube housing	●				3.8	2	
BG1078100	8CFV	785235044622	8" vertical CF, clear Alzak	●				5.6	6	

QS 10 10-Day Quick Ship Ordering Guide Order Limit Per Fixture Selection: 50 Pieces or Less

LF6CFH226EB		6CFH		WT					
HOUSING		HOUSING OPTIONS		REFLECTOR COLORS		REFLECTOR OPTIONS			
LF6CFH132EB	6" (1) 26/32/42W Triple tube, multi-volt electronic ballast (120-277V)	DM	Electronic dimming ballast to 5%, 4-wire, 0-10V, (120V thru 277V)	6CFH	6" Alzak semi-diffuse reflector (2-lamp)	BLANK	Clear Alzak	WW	Wall Wash
LF6CFH213EB	6", (2) 13W Quad, multi-volt electronic ballast (120-277V)			6CFH1	6" Alzak semi-diffuse reflector (1-lamp)			WT	White flange (Alzak only)
LF6CFH218EB	6", (2) 18W Quad, multi-volt electronic ballast (120-277V)			8CFH	8" Alzak semi-diffuse reflector (2-lamp Quad or Twin)			TRG	Trim Ring Gasket (Factory installed)
LF6CFH226EB	6", (2) 26W Quad, multi-volt electronic ballast (120-277V)			8CFH1	8" Alzak semi-diffuse reflector (1-lamp Triple tube)				
LF8CFH132EB	8" (1) 26/32/42W Triple tube, multi-volt electronic ballast (120-277V)			8CFHT	8" Alzak semi-diffuse reflector (2-lamp Triple)				
LF8CFH213EB	8", (2) 13W Quad, multi-volt electronic ballast (120-277V)								
LF8CFH218EB	8", (2) 18W Quad, multi-volt electronic ballast (120-277V)								
LF8CFH226EB	8", (2) 26W Quad, multi-volt electronic ballast (120-277V)								
LF8CFH232EB	8" (2) 32/42W Triple tube, multi-volt electronic ballast (120-277V)								



FireTight™ 6" Fire-Resistant Housings and Trims

35 SCHEDULED STOCK SHIPMENTS Regional Distribution Center Stock List

Part Number	Catalog Number	UPC Code	Description	CA 03	IL 06	PA 10	SC 07	Wt. each	# on Carton	Price
BG590700	FT6	785235301527	6" housing, FireTight Incandescent Line Voltage non-IC rated	●				11	1	
BG590800	FT6CF	785235041393	6" housing, FireTight Compact Fluorescent non-IC rated	●				16	1	
BG233800	TA60	785235514316	6" White eyeball	●				0.7	6	
BG234100	TAW65	785235514323	6" White regressed eyeball	●				0.9	6	
BG234200	TB60	785235514330	Stepped black baffle		●			1.2	12	
BG234300	TBW60	785235514347	6" Stepped white baffle	●	●	●	●	0.2	12	
BG234500	TBW61	785235514354	6" Long-neck white baffle	●	●	●	●	0.2	12	
BG234600	TBW62	785235514378	6" High wattage white baffle		●			0.2	12	
BG234800	TL60	785235514385	6" Drop Opal shower trim. non-metallic flange. Wet location listed.				●	1.7	6	
BG235000	TL62	785235514408	6" Fresnel shower trim. non-metallic flange. Wet location listed.		●			0.8	6	
BG235100	TL63	785235514415	6" Domed polycarbonate shower trim. Wet location listed.		●			0.5	6	
BG235200	TL64	785235514422	6" White albalite flush glass shower trim. Wet location listed.	●			●	0.5	6	
BG235600	TO6	785235517188	6" White cone	●	●			0.2	12	
BG235700	TO60C	785235514460	6" Clear anodized reflector	●			●	0.2	12	
BG236000	TO61	785235514477	6" White open splay	●	●		●	0.2	12	
BG236200	TO62	785235514484	6" White open trim	●				0.4	12	
BG236300	TO63WL	785235514491	6" White open shower trim.	●	●			0.2	12	
BE120201	TL42	785235161800	6" Fresnel glass with reflector 60W A-19	●				1.4	6	

FireTight™ 6" Fire-Resistant Housing and LED Trims

Part Number	Catalog Number	UPC Code	Description	CA 03	IL 06	PA 10	SC 07	Wt. each	# on Carton	Price
BG1332000	FT6QLIC	785235429177	6" housing, FireTight LED, IC rated for QuickLink	●						
BG1488400	LB6LEDA8L30K WH	785235429726	6" White trim, 800 Lumen LED up to 15% dimming, 3000K	●			●	4.2	8	
BG1477800	LB6LEDA10L30K WH	785235429337	6" White trim, 120V w/ dimming to 15% 1000 Lumen 3000K	●			●	1.5	8	
BG1477900	LB6LEDA10L35K WH	785235429344	6" White trim, 120V w/ dimming to 15% 1000 Lumen 3500K	●			●	1.5	8	

FireTight™ 4" Line Voltage Housing and Trims

35 SCHEDULED STOCK SHIPMENTS Regional Distribution Center Stock List

Part Number	Catalog Number	UPC Code	Description	CA 03	IL 06	PA 10	SC 07	Wt. each	# on Carton	Price
BG590500	FT4LV	78523501541	4" housing, Fire-Resistant, low voltage	●				17.2	1	
BG202100	TA12WBF	785235182034	4" White baffle	●				0.4	6	
BG202200	TA12BF	785235182041	4" Black baffle	●				0.4	6	
BG202300	TA12C	785235182058	4" Clear anodized reflector	●				0.4	6	
BG202700	TA12PS	785235182096	4" Pinhole spot	●				0.4	6	
BG202500	TA12E	785235182072	4" Eyeball w/ black interior	●				0.5	6	

LiteBox®



LiteBox® 4" LED Downlight New & Retrofit Applications

Part Number	Catalog Number	UPC Code	Description	CA 03	IL 06	PA 10	SC 07	Wt. each	# on Carton	Price
BG1527100	LB4LEDA6L30K9 WH	785235429078	4" White trim, 120V w/ dimming to 20% 10W LED module 3000K	●			●	1.33	6	



LiteBox® 6" LED Downlight New & Retrofit Applications

Part Number	Catalog Number	UPC Code	Description	CA 03	IL 06	PA 10	SC 07	Wt. each	# on Carton	Price
BG1443200	DBXQL	785235428989	6" housing, QuickLink LED, for new construction. Dual labeled for IC/ non-IC.	●			●	4.9	8	
BG1488400	LB6LEDA8L30K WH	785235429726	6" White trim, 800 Lumen LED up to 15% dimming, 3000K	●			●	4.2	8	
BG1477800	LB6LEDA10L30K WH	785235429337	6" White trim, 120V w/ dimming to 15% 1000 Lumen 3000K	●			●	1.5	8	
BG1477900	LB6LEDA10L35K WH	785235429344	6" White trim, 120V w/ dimming to 15% 1000 Lumen 3500K	●			●	1.5	8	



LiteBox® 5" LED Surface Downlight New & Retrofit Applications

Part Number	Catalog Number	UPC Code	Description	CA 03	IL 06	PA 10	SC 07	Wt. each	# on Carton	Price
BG1529200	LBS5LEDA6L30K9 WH	785235430944	Surface Mount LED Module 1000 lumens, 3000 Kelvin, 90 CRI, j-box mount	●			●	0.91	8	



LiteBox® 6" LED Surface Downlight New & Retrofit Applications



Regional Distribution Center Stock List

Part Number	Catalog Number	UPC Code	Description	CA 03	IL 06	PA 10	SC 07	Wt. each	# on Carton	Price
BG1505100	LBSLEDA10L30K9 WH	785235430128	Surface Mount LED Module 1000 lumens, 3000 Kelvin, 90 CRI	●	●	●	●	1.4	8	
BG1521300	LBSQLEDA10L30K9 WH	785235430869	Square Surface Mount LED Module 1000 lumens, 3000 Kelvin, 90 CRI	●				1.4	8	
BG1535600	LBSMTGKIT	785235431064	Mounting Kit for LiteBox LED Surface fixtures	●				0.4	8	



LiteBox® 6" and Line Voltage IC/Non-IC Housings and Trims

Part Number	Catalog Number	UPC Code	Description	CA 03	IL 06	PA 10	SC 07	Wt. each	# on Carton	Price
BG1443000	DBX	785235428712	6" housing, line voltage, for new construction. Dual labeled for IC/ non-IC.	●	●	●	●	4.2	8	
BG1443100	DBXQC	785235428972	6" housing, line voltage, for new construction. Dual labeled for IC/ non-IC, quick connect.	●	●		●	4.2	8	
BG233700	RMNICD	785235514309	6" housing, line voltage remodel, Dual labeled for IC/ non-IC.	●	●		●	3.3	6	
BG233800	TA60	785235514316	6" White eyeball	●				0.7	6	
BG234100	TAW65	785235514323	6" White regressed eyeball	●				0.9	6	
BG234200	TB60	785235514330	Stepped black baffle		●			1.2	12	
BG234300	TBW60	785235514347	6" Stepped white baffle	●	●	●	●	0.2	12	
BG234500	TBW61	785235514354	6" Long-neck white baffle	●	●	●	●	0.2	12	
BG234600	TBW62	785235514378	6" High wattage white baffle		●			0.2	12	
BG234800	TL60	785235514385	6" Drop Opal shower. non-metallic flange. Wet location listed.				●	1.7	6	
BG234900	TL61	785235514392	6" Glass drop opal shower. Wet location listed.	●				2	6	
BG235000	TL62	785235514408	6" Fresnel shower. non-metallic flange. Wet location listed.		●			0.8	6	
BG235100	TL63	785235514415	6" Domed polycarbonate shower. Wet location listed.		●			0.5	6	
BG235200	TL64	785235514422	6" White Albalite flush glass shower. Wet location listed.	●			●	0.5	6	
BG235600	TO6	785235517188	6" White cone	●	●			0.2	12	
BG235700	TO60C	785235514460	6" Clear anodized reflector	●			●	0.2	12	
BG236000	TO61	785235514477	6" White open splay	●	●		●	0.2	12	
BG236200	TO62	785235514484	6" White open trim	●				0.4	12	
BG236300	TO63WL	785235514491	6" White open shower, wet location listed.	●	●			0.2	12	



LiteBox® 6" Compact Fluorescent IC/AirShield™
Rated Downlights and Trims



Regional Distribution Center Stock List

Part Number	Catalog Number	UPC Code	Description	CA 03	IL 06	PA 10	SC 07	Wt. each	# on Carton	Price
BG1443600	IBX26ICAT	785235429023	6" housing, 26W CFL, IC/AirShield	●				7	8	
BG234200	TB60	785235514330	Stepped black baffle		●			1.2	12	
BG234300	TBW60	785235514347	6" Stepped white baffle	●	●	●	●	0.2	12	
BG234500	TBW61	785235514354	6" Long-neck white baffle	●	●	●	●	0.2	12	
BG234600	TBW62	785235514378	6" High wattage white baffle		●			0.2	12	
BG234800	TL60	785235514385	6" Drop Opal shower. non-metallic flange. Wet location listed.				●	1.7	6	
BG234900	TL61	785235514392	6" Glass drop opal shower. Wet location listed.	●				2	6	
BG235100	TL63	785235514415	6" Domed polycarbonate shower. Wet location listed.		●			0.5	6	
BG235200	TL64	785235514422	6" White Albalite flush glass shower. Wet location listed.	●			●	0.5	6	
BG235600	TO6	785235517188	6" White cone	●	●			0.2	12	
BG235700	TO60C	785235514460	6" Clear anodized reflector	●			●	0.2	12	
BG236000	TO61	785235514477	6" White open splay	●	●		●	0.2	12	
BG236200	TO62	785235514484	6" White open trim	●				0.4	12	

LiteBox® 6" Line Voltage IC Rated Shallow Plenum Housings and Trims

Part Number	Catalog Number	UPC Code	Description	CA 03	IL 06	PA 10	SC 07	Wt. each	# on Carton	Price
BG1467000	IBXS	785235429221	6" housing, line voltage shallow plenum, IC rated, remodel	●				4.12	6	
BG237100	TA61	785235514576	6" White eyeball	●				0.7	6	
BG237400	TBW63	785235514590	6" Stepped white baffle	●				0.2	12	
BG237500	TO65	785235514606	6" White open trim	●				0.2	12	



LiteBox® 4" Low Voltage IC and Non-IC Trims



Regional Distribution Center Stock List

Part Number	Catalog Number	UPC Code	Description	CA 03	IL 06	PA 10	SC 07	Wt. each	# on Carton	Price
BG202100	TA12WBF	785235182034	4" White baffle	●				0.4	6	
BG202200	TA12BF	785235182041	4" Black baffle	●				0.4	6	
BG202300	TA12C	785235182058	4" Clear anodized reflector	●				0.4	6	
BG202500	TA12E	785235182072	4" Eyeball w/ black interior	●				0.5	6	
BG202700	TA12PS	785235182096	4" Pinhole spot	●				0.4	6	



LiteBox® 4" Line Voltage IC/Non-IC Housings and Trims

Part Number	Catalog Number	UPC Code	Description	CA 03	IL 06	PA 10	SC 07	Wt. each	# on Carton	Price
BG977600	BX4-120	785235043618	4" housing, line voltage, non-IC rated, for new construction.	●	●			4.9	6	
BG1475100	IBX4-120	785235430722	4" housing, line voltage, IC rated, for new construction. AirShield™ rated	●			●	6.7	4	
BG202900	RMN4-120	785235182355	4" housing, line voltage, non-IC remodel	●				0.8	6	
BG203100	TA120WBF	785235182133	4" White baffle	●				0.4	6	
BG203200	TA120BF	785235182140	4" Black baffle	●				0.4	6	
BG203400	TA120C	785235182164	4" Clear anodized reflector	●				0.4	6	



LiteBox® 6" & 8" Housings for 9° to 45° Sloped Ceilings and Trims

Part Number	Catalog Number	UPC Code	Description	CA 03	IL 06	PA 10	SC 07	Wt. each	# on Carton	Price
BG977700	SCIBX	785235043625	6" housing, 45° sloped ceiling line voltage, IC rated, for new construction.	●				5	1	
BG204100	TSC6WBF	785235182232	6" White baffle	●				1	6	
BG204300	SCIBX8	785235182256	8" housing, 45° sloped ceiling line voltage, IC rated, for new construction. AirShield™ rated	●				6	1	
BG204600	TSC8WBF	785235044493	8" White baffle	●				2	1	



LiteBox® Accessories



Regional Distribution Center Stock List

Part Number	Catalog Number	UPC Code	Description	CA 03	IL 06	PA 10	SC 07	Wt. each	# on Carton	Price
BG939700	ICBOX	785235041355	Recessed Enclosure for non-IC housings in IC applications				•	1	1	



Downlighting Accessories

Part Number	Catalog Number	UPC Code	Description	CA 03	IL 06	PA 10	SC 07	Wt. each	# on Carton	Price
AE101000	B6	785235208567	Set of two bar hangers for ceiling joists up to 24" centers	•	•	•	•	0.9	1	
BE767500	B24	785235103633	Set of two 24" bar hangers for T-bar ceilings	•	•	•	•	1.6	1	
SA201000	FSDFI	785235514712	Fuse kit for field installation	•	•			1	1	
BE766300	PKT-301	785235156011	Converts bar hangers to supports for 24"x24" T-bar grid	•				0.3	1	



10-Day Quick Ship Ordering Guide
Order Limit Per Fixture Selection: 50 Pieces or Less

LBC6	W	WH
HOUSING	MOUNTING	FINISH OPTIONS
LBC6 6" cylinder housing	W Wall Mount, Down P Pendant Mount S Surface Mount CM Cord Mount	WH White BL Black Z Zet BA Brushed Aluminum BZ Bronze

QS₁₀ 10-Day Quick Ship Ordering Guide
Order Limit Per Fixture Selection: 50 Pieces or Less

ORDERING INFORMATION

SLELED135KBL

SLELED	35K	BL		
HOUSING	LED COLOR TEMP	HOUSING FINISH	HOUSING OPTION	HOUSING ACCESSORIES
SLELED1 High output 13W LED step light SLELED2 Recessed 13W LED step light SLELED3 Residential 9W LED step light	35K 3500 Kelvin 50K 5000 Kelvin	WH White BL Black Z Zet (Metallic Silver) BZ Bronze	Blank 120V 277 277V	SLMB Dry wall bar hanger installation kit SLD12CMB Concrete mounting box SLELED1 and SLELED2 SLD3CMB Concrete mounting box SLELED3

ORDERING INFORMATION

EXAMPLE: MSLHL30K8 WH

MSL	HL	30K	8	WH
HOUSING	COVER PLATE	LED COLOR	CRI	FINISH
MSL Mini Step Light	HL Horizontal Louver VL Vertical Louver HH Horizontal Hood VH Vertical Hood	30K 3000 Kelvin 40K 4000 Kelvin 50K 5000 Kelvin	8 80 CRI	WH White BL Black BN Brushed Nickel AB Antique Bronze

All ArchiTrak products are stocked except the following:

Catalog Number	Description
AKT6LED3	6" 14W Track Mounted LED 120V-277V
AKTSLED3/4	6" 14W OR 28W Track Mounted
AKTQ24T	Two 24W T5 HO Minature bi-pin HO wall wash. Quest, Zet only
AKTCLS	Current Limiter Device



10-Day Quick Ship Ordering Guide
Order Limit Per Fixture Selection: 50 Pieces or Less

ORDERING INFORMATION **EXAMPLE: AKTMLED25L35K8XFL55BL**

AKTMLED	25L	35K	8	XFL55	BL
FIXTURE	OUTPUT	COLOR	CRI	BEAM SPREAD	FINISH
AKTMLED	25L 2500 Delivered Lumens	27K 2700 Kelvin 30K 3000 Kelvin 35K¹ 3500 Kelvin	8 80+ CRI 9¹ 90+ CRI	MD25 25 Degree Cutoff FL35 35 Degree Cutoff XFL55 55 Degree Cutoff	BL Black WH White

NOTES
¹ 35K not available in 90 CRI

LiteForms®



10-Day Quick Ship Ordering Guide
Order Limit Per Fixture Selection: 50 Pieces or Less

ORDERING INFORMATION **EXAMPLE: LCC6LEDP18L35K8WFL45 BL**

LCC6LED	P	18L	35K	8			WFL45			BL
HOUSING		LED COLOR TEMP	CRI	OPTIONS	BEAM	REFLECTOR FINISH			CYLINDER COLOR	
LCC6LED 6" LED Cylinder		27K 2700 Kelvin 30K 3000 Kelvin 35K 3500 Kelvin 40K 4000 Kelvin 50K 5000 Kelvin	8 80+ CRI	Blank Standard 0-10V dimming to 10%	WFL45 Nominal 45 Degree Cutoff	Blank Clear Alzak, Semi-Dif-fuse			BA Brushed Aluminum BZ Bronze BL Matte Black WH Matte White Z Zet	
MOUNTING		VOLTAGE				REFLECTOR COLOR				
P Pendant S Surface CM^{1,2} Cord Mount W Wall Mount		Blank 120V-277V 120V 120 Volt (for 2DM)				BC Painted Black Cone WC Painted White Cone				
		OUTPUT								
		10L 1000 Delivered Lumens 14L 1400 Delivered Lumens 18L 1800 Delivered Lumens								

NOTES
¹ Cord length 6 feet, clear sleeve
² Plastic bushings are grey on white, brushed aluminum and zet cylinder; black on black and bronze





LED Highbay HBL Series Highbay

HBL STOCK AVAILABLE AS OF 12-1-2014



Regional Distribution Center Stock List

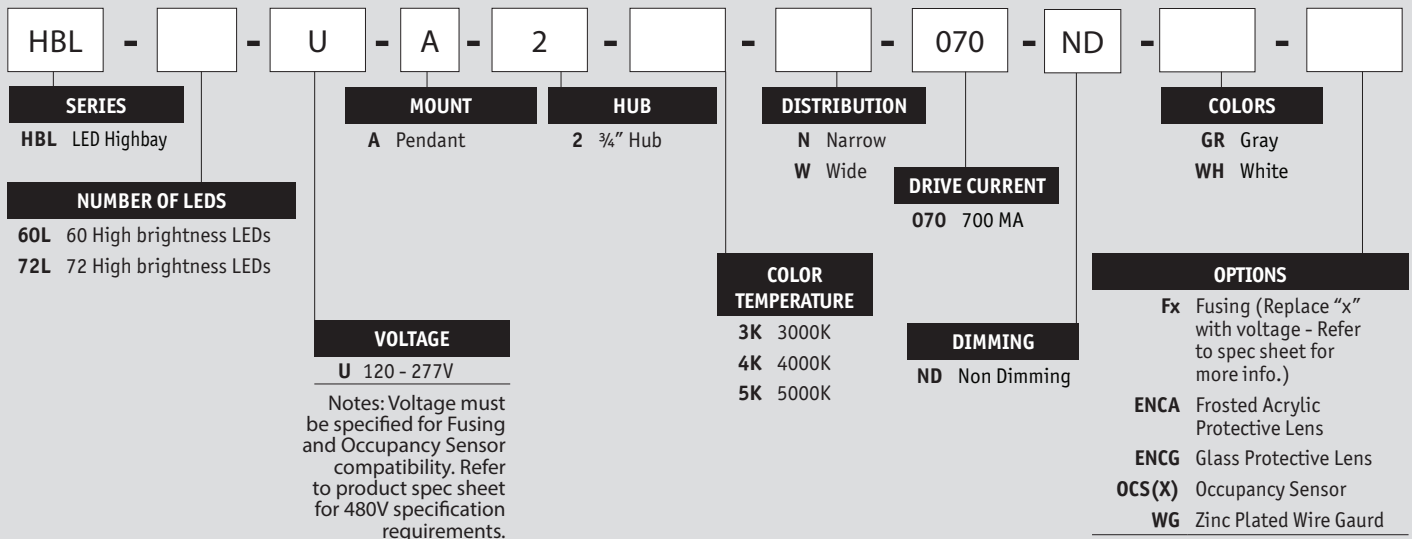
Part Number	Catalog Number	UPC Code	Description	CA 03	IL 06	PA 10	SC 07	Wt. each	Ctn. Qty.	Price
HBL72LUNN5KW070NDWH	HBL-72LU-NN-5K-W-070-ND-WH	785988031283	HBL LED Highbay, 72 LED, No Mount, 5K, Wide, Non Dimming, White		●			28	1	
HBL72LUNN5KN070NDWH	HBL-72LU-NN-5K-N-070-ND-WH	785988031290	HBL LED Highbay, 72 LED, No Mount, 5K, Narrow, Non Dimming, White		●			28	1	
HBA2B	HBA2B	785988031306	Pendant, ¾", White		●			28	1	



LED Highbay HBL Series Highbay



10-Day Quick Ship Ordering Guide Order Limit Per Fixture Selection: 50



Notes: Voltage must be specified for Fusing and Occupancy Sensor compatibility. Refer to product spec sheet for 480V specification requirements.

Notes:
1. OCS unavailable with ENCA or ENCG options

Accessories - Order Separately

Catalog Number	Description
HOOK/LOOP	Fixture Mounting Hook
BLA-C4HLPX	Cord and Plug Set
LG2S	DUAL-LITE 250 VA LiteGear Emergency Lighting Inverter

Note: One (1) LED Highbay per LG2S



NutriLED LED Grow Light

35 SCHEDULED STOCK SHIPMENTS

Regional Distribution Center Stock List

Part Number	Catalog Number	UPC Code	Description	CA 03	IL 06	PA 10	SC 07	Wt. each	Ctn. Qty.	Price
NGL12	NGL-12	785988031153	NutriLED 2 foot		●			4.0	1	
NGL24	NGL-24	785988031160	NutriLED 4 foot		●			8.0	1	
CIC3	C-IC-3	785988031177	Interconnect cord 3 foot		●			0.5	10	
CIC12	C-IC-12	785988031184	Interconnect cord 12 foot		●			1.0	1	
CP12120	C-P-12-120	785988031191	Power cord 12 foot 120v straight blade (NEMA 5-15P)		●			1.0	1	
CP12277	C-P-12-277	785988031214	Power cord 12 foot 277v Twist-Loc (NEMA L5-15P)		●			1.0	1	
CHW12	C-HW-12	785988031238	Power cord hard wire 12 foot		●			1.0	1	
NLAC1	NLAC1	785988031245	Aircraft cable, Single point, 4 foot		●			0.5	1	
NLAC2	NLAC2	785988031252	Aircraft cable, Dual point, 4 foot		●			0.5	1	
CPTC25	C-P-TEE-25	785988031276	Power cord tee connectors (Pack of 25)		●			2.0	25	



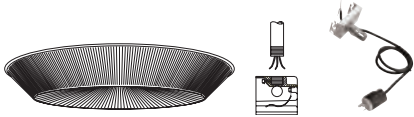
ExpressLine High and Lowbays Include Lamp



35 SCHEDULED STOCK SHIPMENTS

Regional Distribution Center Stock List

Part Number	Catalog Number	UPC Code	Description	CA 03	IL 06	PA 10	SC 07	Wt. each	Ctn. Qty.	Price
BL400PHB	BL-400P-HB	785988011254	Highbay, 16" Enclosed reflector, 400w PS, White, with Lamp & Hook	●				27.0	1	
BL400PHBQ	BL-400HB-Q	785988011261	Highbay, 16" Enclosed reflector, 400w PS Qtz restrrike, White with Lamp & Hook	●				27.0	1	
BL400PLBEX	BL-400P-LB-EX	785988308040	Lowbay, 16" Enclosed reflector, 400w PS, White, with Lamp, Hook & EX Socket	●				26.0	1	
BL400PLBQ	BL-400-LB-Q	785988011407	Lowbay, 16" Enclosed reflector, 400w PS, Qtz restrrike, White, with Lamp & Hook	●				26.0	1	



Industrial Accessories

35 SCHEDULED STOCK SHIPMENTS Regional Distribution Center Stock List

Part Number	Catalog Number	UPC Code	Description	CA 03	IL 06	PA 10	SC 07	Wt. each	Ctn. Qty.	Price
HOOKLOOP	HOOKLOOP	785988452552	Hook/ Loop, 3/4", Male, Combo	•	•	•	•	0.5	1	
BLAC4HLP4	BLA-C4HLP4	785988647927	Accessory, 4' Cord with Hook/Loop, 277V & Twist lock plug		•			1.0	1	



Industrial Superbay Optical Assemblies

35 SCHEDULED STOCK SHIPMENTS Regional Distribution Center Stock List

Part Number	Catalog Number	UPC Code	Description	CA 03	IL 06	PA 10	SC 07	Wt. each	Ctn. Qty.	Price
BLBI	BL-BI	785988409402	14" Optic, Superbay reflector, Econograde	•	•	•	•	2.5	1	
BLLB1	BL-LB1	785988409419	Optic, Superbay lowbay, 23" Acrylic enclosed reflector	•	•	•	•	5.2	1	
BLLR14	BL-LR-14	785988409501	14" Lens enclosure assembly		•			2.0	1	
BLPA2	BL-PA2	785988582907	16" Optic, Superbay reflector, Open acrylic		•			3.5	1	
BLPKENC	BL-PK-ENC	785988209958	16" Lens, Acrylic		•			1.3	1	
BLWA22	BL-WA22	785988409471	22" Optic, Superbay reflector, Open acrylic	•	•	•	•	8.0	1	
WA2ENC	WA2-ENC	785988305766	Bottom lens for WA22, Flat acrylic		•			2.6	1	



Industrial Superbay Unit Pack, Includes Lamp



35 SCHEDULED STOCK SHIPMENTS Regional Distribution Center Stock List

Part Number	Catalog Number	UPC Code	Description	CA 03	IL 06	PA 10	SC 07	Wt. each	Ctn. Qty.	Price
BL400P8WAEXUPL	BL-400P8-WA22-WH-EX-UPL	785988011445	Superbay unit pack, 400w PS, Quad-Tap, WA22, EX, w/ Lamp	•	•			28.0	1	
BL400PVBCEXUPL	BL-400P8-BC-EX-UPL	785988018277	Superbay unit pack, 400w PS, Five-Tap, BC, EX, w/ Lamp		•		•	23.0	1	
BL400P8LB1WHUPL	BL-400P8-LB1-WH-UPL-EX	785988030835	Superbay unit pack, 400w PS, Quad-Tap, LB1, w Lamp, EX Socket		•		•	24.0	1	



Industrial Grade Superbay Ballast Housing



Regional Distribution Center Stock List

Part Number	Catalog Number	UPC Code	Description	CA 03	IL 06	PA 10	SC 07	Wt. each	Ctn. Qty.	Price
BLA400P8WHEX	BLA-400P8-WH-EX	785988010714	Superbay Housing, BL, 400w PS, Quad-Tap, White, EX Socket	●	●	●	●	20.5	1	
BLA350P8WH	BL-A-350P-8-WH	785988010325	Superbay Housing, BL, 350w PS, Quad-Tap, White		●			17.0	1	



Kemlux III Severe Location Fixture Components



Regional Distribution Center Stock List

Part Number	Catalog Number	UPC Code	Description	CA 03	IL 06	PA 10	SC 07	Wt. each	Ctn. Qty.	Price
KSA2B	KSA2B	785988770168	Pendant, ¾"		●			6.0	1	
KSCS150	KSCS150	785988770021	KS Series "C" size tank, 150w HPS, Quad-Tap, Severe (sealed)		●			16.0	1	
KSD4B	KSD4B	785988770199	Stanchion, 25°, 1 ¼"		●			6.0	1	
KG17	KG17	785988007752	Globe, 5 ½"		●			5.0	1	
KG25	KG25	785988007769	Globe, Low watt, 7 ¾"		●			9.5	1	
KG40	KG40	785988190041	Globe, High watt, 7 ¾"		●			9.5	1	
KSAG17	KSAG17	785988770229	Guard, Aluminum, 5 ½"		●			1.2	1	
KAG25S	KAG25S	785988770250	Stainless steel guard, Low watt, 7 ¾"		●			4.0	1	
KPA40	KPA40	785988770212	Angled reflector		●			6.0	1	
KPSD40	KPSD40	785988770205	Straight reflector		●			6.0	1	



Kemlux III LED Class I Division II Hazardous Location

3S SCHEDULED STOCK SHIPMENTS Regional Distribution Center Stock List

Part Number	Catalog Number	UPC Code	Description	CA 03	IL 06	PA 10	SC 07	Wt. each	Ctn. Qty.	Price
KHL36LU5K5MNTN	KHL-36L-U-5K-5M-N-TN	785988031658	LED, Hazardous Location LED, 36L, U (120-277V), 5K, Type V Square, Mount order separately, Tan		●			29.0	EA	
KHL36LU5KNNTN	KHL-36L-U-5K-N-N-TN	785988031665	LED, Hazardous Location LED, 36L, U (120-277V), 5K, Narrow, Mount order separately, Tan		●			29.0	EA	



Kemlux II Class II Division I Hazardous Location Fixture Components

3S SCHEDULED STOCK SHIPMENTS Regional Distribution Center Stock List

Part Number	Catalog Number	UPC Code	Description	CA 03	IL 06	PA 10	SC 07	Wt. each	Ctn. Qty.	Price
KG	K-G	785988006359	Globe, KS/KH, 6" dia x 9" deep		●			5.0	1	



Kemlux III Class I Division II Hazardous Location Fixture Components

3S SCHEDULED STOCK SHIPMENTS Regional Distribution Center Stock List

Part Number	Catalog Number	UPC Code	Description	CA 03	IL 06	PA 10	SC 07	Wt. each	Ctn. Qty.	Price
KHA2B	KHA2B	785988770120	Pendant, ¾"		●			4.0	1	
KHDP170	KHDP170	785988190157	KH Series "D" size tank, 175w PS, Quad-Tap, Class I Div 2		●			20.0	1	
KG17	KG17	785988007752	Globe, 5 ½"		●			5.0	1	
KG25	KG25	785988007769	Globe, Low watt, 7 ¾"		●			8.0	1	
KG40	KG40	785988190041	Globe, High watt, 7 ¾"		●			9.5	1	
KHAG17	KHAG17	785988770243	Guard, Aluminum, 5 ½"		●			3.0	1	
KAG25S	KAG25S	785988770250	Stainless steel guard, Low watt, 7 ¾"		●			4.6	1	
KPA40	KPA40	785988770212	Angled reflector		●			4.0	1	
KPSD40	KPSD40	785988770205	Straight reflector		●			4.0	1	



LED Vaportites

3S SCHEDULED STOCK SHIPMENTS Regional Distribution Center Stock List

Part Number	Catalog Number	UPC Code	Description	CA 03	IL 06	PA 10	SC 07	Wt. each	Ctn. Qty.	Price
VL15A	VL15A	785988019632	Lens for VLED, Flat acrylic		●			0.2	1	
VL15LG	VL15LG	785988030842	Globe for VLED, Frosted glass		●			0.0	1	
V8LU15	V-8LU-15	785988019649	Housing, 20w LED		●			2.0	1	



Non-Metallic Vaportites

3S SCHEDULED STOCK SHIPMENTS Regional Distribution Center Stock List

Part Number	Catalog Number	UPC Code	Description	CA 03	IL 06	PA 10	SC 07	Wt. each	Ctn. Qty.	Price
0460541B	0460541B	785988008902	Lamp, 32W SYLV CF32DT/E/IN/830		●			0.2	1	
0460542B	0460542B	785988008919	Lamp, 42W SYLV CF42DT/E/IN/830		●			0.2	1	
0460543B	0460543B	785988008896	Lamp, 26W SYLV CF26DT/E/IN/830		●			0.2	1	
0460547B	0460547B	785988019502	Lamp, 18W SYLV CF18DT/E/IN/827		●			0.2	1	
0460549B	0460549B	785988031719	Lamp, 42W 149013 PL-T/830/4P/ALTO		●			0.2	1	
NV2AG	NV2AG	783936009544	Pendant mount splice box		●			0.5	1	
NV2BG	NV2BG	783936009575	Wall mounting arm adapter		●			0.5	1	
NV2FG18	NV2FG18	783936009612	Fixture, Non-metallic, Cap, Ballast/Socket, 18W		●			1.1	1	
NV2FG26	NV2FG26	783936009629	Fixture, Non-metallic, Cap, Ballast/Socket, 26W		●			1.1	1	
NV2FG32	NV2FG32	783936009636	Fixture, Non-metallic, Cap, Ballast/Socket, 32W		●			1.1	1	
NV2FG42	NV2FG42	783936009643	CFL, 42W, Fixture body		●			1.1	1	
NV2GG	NV2GG	783936009599	Guard		●			0.3	1	
NV2IG15	NV2IG15	783936009582	Incandescent fixture body		●			0.6	1	
NV2XG	NV2XG	783936009551	Ceiling mount splice box		●			0.7	1	
NVPSD12	NVPSD12	783936009704	NV2 Series, White Reflector			●		1.5	1	



Incandescent Vaportites



Regional Distribution Center Stock List

Part Number	Catalog Number	UPC Code	Description	CA 03	IL 06	PA 10	SC 07	Wt. each	Ctn. Qty.	Price
VAP	VAP	785988190287	Box adapter, Ceiling plate, 4"		●			1.0	1	
VCG15	VCG-15	785988514106	Accessory, Guard, 150w, Cast aluminum		●		●	1.0	1	
VD4	VD-4	783936712000	Mounting Bracket Stanch 1-1/4"		●			1.5	1	
VFB15	VFB-15	785988519255	Housing, 150w		●		●	1.0	1	
VFB30	VFB-30	785988519309	Housing, 300w		●			0.5	1	
VP1	VP-1	785988523351	Pendant mount splice box, 1/2" NPT		●			0.5	1	
VG15	VG-15	785988522651	Globe, Clear glass, 150w	●	●		●	2.0	1	
VG30	VG-30	785988522705	Globe, Clear glass, 300w		●			0.5	1	
VP2	VP-2	785988190485	Pendant mount splice box, 3/4" NPT		●			0.7	1	
VRGP-100	VRGP-100	783936810058	Globe, 150w max incan, Ruby, Tmp		●			2.0	1	
VW1	VW-1	785988533107	Wall mount arm adapter		●			1.0	1	
VX1	VX-1	785988533152	Ceiling mount, 1/2"		●			0.7	1	
VX2	VX-2	785988533206	Ceiling mount, 3/4"		●			0.7	1	



AW Series LED Marker Lights



Regional Distribution Center Stock List

Part Number	Catalog Number	UPC Code	Description	CA 03	IL 06	PA 10	SC 07	Wt. each	Ctn. Qty.	Price
AWDP3120	AW-D-P-3-120	785988012862	Marker light, LED, FAA, Dual head, 3/4" and 1" Hub, Red	●				7.0	1	
AWRETRO120	AW-RETRO-120	785988012879	Marker light, LED, FAA, BYMB retrofit, 3/4" and 1" Hub, Red	●				6.0	1	
AWSP3120	AW-S-P-3-120	785988012855	Marker light, LED, FAA, Single head, 3/4" and 1" Hub, Red	●				4.0	1	



Lightwatt® Industrial LowBay Includes Lamp



Regional Distribution Center Stock List

Part Number	Catalog Number	UPC Code	Description	CA 03	IL 06	PA 10	SC 07	Wt. each	Ctn. Qty.	Price
LWP150P8AWH	LWP-150P8-A-WH	785988011780	Lowbay, Lightwatt, Pendant, 150w PS, Acrylic, White		●			19.0	1	



HUBBELL
Outdoor Lighting





ASL LED Area/Site



Regional Distribution Center Stock List

Part Number	Catalog Number	UPC Code	Description	CA 03	IL 06	PA 10	SC 07	Wt. each	Ctn. Qty.	Price
ASL16L3	ASL-16L-3	785988031603	Medium size 16 LED configuration, Dark Bronze, Type III, 4000K	●		●		18	EA	
ASL16L4	ASL-16L-4	785988031627	Medium size 16 LED configuration, Dark Bronze, Type IV, 4000K	●		●		18	EA	
ASL24L3	ASL-24L-3	785988031610	Large size 24 LED configuration, Dark Bronze, Type III, 4000K	●		●		20	EA	
ASL24L4	ASL-24L-4	785988031634	Large size 24 LED configuration, Dark Bronze, Type IV, 4000K	●		●		20	EA	
ASLMAF	ASL-MAF	785988031641	Mast arm kit and bird shield for mounting on 2 3/8" OD arms	●		●		4.0	EA	



ASL LED Area/Site



10-Day Quick Ship Ordering Guide Order Limit Per Fixture Selection: 15

SERIES	NUMBER OF LEDs	CCT	DISTRIBUTION	VOLTAGE	FINISH	OPTION
ASL Area/Site	16L 12 LEDs 24L 24 LEDs	4K 4000K 5K 5000K	3 Type III 4 Type IV	U Universal 120-277V	BZ Bronze BL Black PS Platinum	7PR Twist lock PC receptacle



ALF Linear LED Floodlight



Regional Distribution Center Stock List

Part Number	Catalog Number	UPC Code	Description	CA 03	IL 06	PA 10	SC 07	Wt. each	Ctn. Qty.	Price
ALF12LU5KBZ	ALF-12LU-5K-BZ	785988020713	Flood, Linear, 23w LED, 120-277V, Wide, Bronze	●	●	●	●	8.0	EA	
ALF6LU5KBZ	ALF-6LU-5K-BZ	785988109168	Flood, Linear, 11w LED, 120-277V, Wide, Bronze	●	●	●	●	4.0	EA	



F Series LED Floodlights



Regional Distribution Center Stock List

Part Number	Catalog Number	UPC Code	Description	CA 03	IL 06	PA 10	SC 07	Wt. each	Ctn. Qty.	Price
FSL7	FSL-7	785988030675	Flood, 27w LED, 120-277V, Wide beam, Bronze	●	●	●	●	4.6	EA	
FSL7PC1	FSL-7-PC1	785988030736	Flood, 27w LED, 120V, Wide beam, Bronze, PC	●	●		●	4.6	EA	
FML14	FML-14	785988030682	Flood, 53w LED, 120-277V, Wide beam, Bronze	●	●	●	●	7.7	EA	
FML14PCU	FML-14-PCU	785988031573	Flood, 53w LED, 120-277V, Wide beam, Bronze, PC	●	●	●		7.7	EA	
FLL28L	FLL-28L	785988030934	Flood, 100w LED, 120-277V, Wide beam, Bronze	●	●	●	●	20.0	EA	
FXL56L	FXL-56L	785988030941	Flood, 200w LED, 120-277V, Wide beam, Bronze	●	●	●	●	32.0	EA	
FLLY140L4KU	FLL-Y-140L-4K-U	785988031726	Flood, 100w LED, 120-277V, Wide beam, Bronze, Yoke	●	●	●	●	7.7	EA	
FLLY140L5KU	FLL-Y-140L-5K-U	785988031733	Flood, 100w LED, 120-277V, Wide beam, Bronze, Yoke	●	●	●	●	7.7	EA	
FLLK140L4KU	FLL-K-140L-4K-U	785988031740	Flood, 100w LED, 120-277V, Wide beam, Bronze, Knuckle	●		●		7.7	EA	



BUL LED Bullet



Regional Distribution Center Stock List

Part Number	Catalog Number	UPC Code	Description	CA 03	IL 06	PA 10	SC 07	Wt. each	Ctn. Qty.	Price
BUL1L3KU	BUL-1L-3K-U	785988031757	LED bullet flood, 3000K CCT	●		●		5.0	EA	
BUL1L4KU	BUL-1L-4K-U	785988031764	LED bullet flood, 4000K CCT	●		●		5.0	EA	



Quartzliter® Floods



Regional Distribution Center Stock List

Part Number	Catalog Number	UPC Code	Description	CA 03	IL 06	PA 10	SC 07	Wt. each	Ctn. Qty.	Price
QL1505	QL-1505	785988464487	Quartzliter, 900-1500w, Gray, Less lamp	●	●	●	●	6.0	EA	
QL505	QL-505	785988464340	Quartzliter, 300- 500w, Gray, Less lamp	●	●	●	●	4.0	EA	



Quartz Worklights

3S SCHEDULED STOCK SHIPMENTS Regional Distribution Center Stock List

Part Number	Catalog Number	UPC Code	Description	CA 03	IL 06	PA 10	SC 07	Wt. each	Ctn. Qty.	Price
QWL1000T	QWL-1000T	785988019151	Quartz worklight, 2 x 500w, 120V Tripod mount, "2 in 1" design, 5' cord set with individual switching, Protective guards, with lamps		●	●		27.0	EA	
QWL150C	QWL-150C	785988004683	Quartz worklight, 150w, 120V, Clamp/hook mount, 5' cord set with switch, Protective guard, with lamp		●			2.0	EA	
QWL500S	QWL-500S	785988004690	Quartz worklight, 500w, 120V, Hand stand, 5' cord set with switch, 2 Lamps- 500w / 300w included		●			4.0	EA	



"Q" Series Quartz

3S SCHEDULED STOCK SHIPMENTS Regional Distribution Center Stock List

Part Number	Catalog Number	UPC Code	Description	CA 03	IL 06	PA 10	SC 07	Wt. each	Ctn. Qty.	Price
Q150B	Q-150-B	785988465736	Quartz, 150w, 120V, Bronze, with Lamp		●			1.5	EA	
Q150W	Q-150-W	785988465743	Quartz, 150w, 120V, White, with Lamp	●				1.5	EA	
Q300B	Q-300-B	785988465712	Quartz, 300w, 120V, Bronze, with Lamp		●			2.6	EA	
Q500B	Q-500-B	785988465699	Quartz, 500w, 120V, Bronze, with Lamp	●	●	●	●	3.0	EA	
Q500W	Q-500-W	785988465705	Quartz, 500w, 120V, White, with Lamp	●				3.0	EA	



Facade Floods

3S SCHEDULED STOCK SHIPMENTS Regional Distribution Center Stock List

Part Number	Catalog Number	UPC Code	Description	CA 03	IL 06	PA 10	SC 07	Wt. each	Ctn. Qty.	Price
F042F8	F-042F8	785988005598	Flood, Façade, 42w CFL, 120-277V, with Lamp	●				6.0	EA	
F70H1	F-100H1	785988206353	Flood, Façade, 70w PS, Quad-Tap, with Lamp	●				11.0	EA	
F100H1	F-100H1	785988206360	Flood, Façade, 100w PS, Quad-Tap, with Lamp		●			11.0	EA	
F150S1	F-150S1	785988206339	Flood, Façade, 150w HPS, 120V, with Lamp		●			6.0	EA	



Microliter® Floodlights

35 SCHEDULED STOCK SHIPMENTS

Regional Distribution Center Stock List

Part Number	Catalog Number	UPC Code	Description	CA 03	IL 06	PA 10	SC 07	Wt. each	Ctn. Qty.	Price
MIC0070H358	MIC-0070H-358	785988670321	Flood, Compact, 70w PS, Quad-Tap, Bronze, with Lamp			•			12.0	EA
MIC0100H358	MIC-0100H-358	785988670116	Flood, Compact, 100w PS, Quad-Tap, Bronze, with Lamp		•		•		13.0	EA
MIC0150P338	MIC-0150P-338	785988007929	Flood, Compact, 150w PS, Quad-Tap, Narrow beam, Bronze, with Lamp		•				14.0	EA
MIC0150P358	MIC-0150P-358	785988007912	Flood, Compact, 150w PS, Quad-Tap, Medium beam, Bronze, with Lamp	•	•	•	•		14.0	EA



Miniliter® LED Floods



QS5 5-Day Quick Ship Ordering Guide

Order Limit Per Fixture Selection: 15

CATALOG NUMBER	DESCRIPTION	CCT	LUMENS	WATTS
MHS-Y-30LU-5K-W-BZ	Flood, Yoke, 30 LED, 120-277V, Wide Beam, Bronze	5000K	6164	71
MHS-Y-30LU-5K-M-BZ	Flood, Yoke, 30 LED, 120-277V, Medium Beam, Bronze	5000K	6164	71

QS10 10-Day Quick Ship Ordering Guide

Order Limit Per Fixture Selection: 15

MHS	-	30L	U	-	-	BZ	-	
SERIES	MOUNTING	NUMBER OF LEDs	VOLTAGE	CCT	BEAM	FINISH	OPTIONS	
MHS Miniliter®	Y Yoke K Knuckle	30L 30 LEDs	U 120-277V	4K 4000K 5K 5000K	M 4x4 N 2x2 W 6x6	BZ Bronze	PC1 Button photocontrol, 120V PC4 Button photocontrol, 277V	



Miniliter® V Floodlight Series

35 SCHEDULED STOCK SHIPMENTS

Regional Distribution Center Stock List

Part Number	Catalog Number	UPC Code	Description	CA 03	IL 06	PA 10	SC 07	Wt. each	Ctn. Qty.	Price
MHSK250P8	MHS-K250P8	785988008018	Flood, Knuckle, 250w PS, Quad-Tap, Bronze, with Lamp	•				27.0	EA	
MHSK400P8	MHS-K400P8	785988007981	Flood, Knuckle, 400w PS, Quad-Tap, Bronze, with Lamp		•	•		31.0	EA	
MHSY150P8	MHS-Y150P8	785988007974	Flood, Yoke, 150w PS, Quad-Tap, Bronze, with Lamp		•			21.0	EA	
MHSY250P8	MHS-Y250P8	785988007967	Flood, Yoke, 250w PS, Quad-Tap, Bronze, with Lamp	•	•	•	•	22.0	EA	
MHSY400P5	MHS-Y400P5	785988007950	Flood, Yoke, 400w PS, 480V, Bronze, with Lamp	•				26.0	EA	
MHSY400P8	MHS-Y400P8	785988007936	Flood, Yoke, 400w PS, Quad-Tap, Bronze, with Lamp	•	•	•	•	26.0	EA	
MHSY400S5	MHS-Y400S5	785988698707	Flood, Yoke, 400w HPS, 480V, Bronze, with Lamp	•				28.0	EA	
MHSY400S8	MHS-Y400S8	785988698714	Flood, Yoke, 400w, HPS, Quad-Tap, Bronze, with Lamp	•		•		28.5	EA	



Magnuliter® Floodlight MV Series



3 SCHEDULED STOCK SHIPMENTS Regional Distribution Center Stock List

Part Number	Catalog Number	UPC Code	Description	CA 03	IL 06	PA 10	SC 07	Wt. each	Ctn. Qty.	Price
MVK1000H268	MVK-1000H-268	785988656455	Flood, Knuckle, 1000w MH, Quad-Tap, Bronze, with Lamp		●			47.0	EA	
MVM1000H265 ¹	MVM-1000H-265	785988655793	Flood, Yoke, 1000w MH, 480V, Bronze, with Lamp		●			44.0	EA	
MVM1000H268 ¹	MVM-1000H-268	785988652372	Flood, Yoke, 1000w MH, Quad-Tap, Bronze, with Lamp		●		●	44.0	EA	

¹ Cord on MVM style only included



LNC® LED Wallpacks



3 SCHEDULED STOCK SHIPMENTS Regional Distribution Center Stock List

Part Number	Catalog Number	UPC Code	Description	CA 03	IL 06	PA 10	SC 07	Wt. each	Ctn. Qty.	Price
LNC5LU5K	LNC-5LU-5K	785988020645	Wallpack, Zero uplight, LED 13w, 120-277V, Type III, Bronze	●	●	●	●	4.0	EA	
LNC5LU5KPC	LNC-5LU-5K-PC	785988020652	Wallpack, Zero uplight, LED 13w, 120V, PC, Type III, Bronze	●	●	●		4.0	EA	
LNC7LU5K31	LNC-7LU-5K-3-1	785988020669	Wallpack, LNC, 16w LED, 120-277V, 5K, Type III, Bronze	●	●	●	●	4.0	EA	
LNC9LU5K31	LNC-9LU-5K-3-1	785988020683	Wallpack, LNC, 21w LED, 120-277V, 5K, Type III, Bronze	●	●	●	●	4.0	EA	

QS₁₀ 10-Day Quick Ship Ordering Guide

Order Limit Per Fixture Selection: 15

SERIES	NUMBER OF LEDS/SOURCE/VOLTAGE	CCT	IES DISTRIBUTION	FINISH	OPTIONS
LNC LNC no uplight	7LU 7 LEDs, 16w input, 120-277V 9LU 9 LEDs, 21w input, 120-277V	4K 4000K nominal 5K 5000K nominal	3 Type III 4 Type IV	1 Bronze 2 Black 3 Gray 4 White 5 Platinum	PC(X) Button photo-control, replace X with voltage, specify 1-120V, 2-208V, 3-240V, 4-277V



LNC2® LED Wallpacks



3 SCHEDULED STOCK SHIPMENTS

Regional Distribution Center Stock List

Part Number	Catalog Number	UPC Code	Description	CA 03	IL 06	PA 10	SC 07	Wt. each	Ctn. Qty.	Price
LNC212LU5K31	LNC2-12LU-5K-3-1	785988030071	Wallpack, Zero uplight, 28w LED 120-277V, 5000K, Type III, Bronze	•	•	•	•	7.0	EA	
LNC212LU5K31PC1	LNC2-12LU-5K-3-1-PC-1	785988030088	Wallpack, Zero uplight, 28w LED 120V, 5000K, Type III, Bronze, PC	•	•	•		7.0	EA	
LNC218LU5K31	LNC2-18LU-5K-3-1	785988021031	Wallpack, Zero uplight, 45w LED 120-277V, 5000K, Type III, Bronze	•	•	•	•	7.0	EA	
LNC218LU5K31PC1	LNC2-18LU-5K-3-1-PC-1	785988030347	Wallpack, Zero uplight, 45w LED 120V, 5000K, Type III, Bronze, PC	•	•	•		7.0	EA	



LNC2® LED Wallpacks



QS75

5-Day Quick Ship Ordering Guide

Order Limit Per Fixture Selection: 15

CATALOG NUMBER	DESCRIPTION	CCT	WT. EACH	LUMENS	WATTS
LNC2-12LU-4K-3-1	Wallpack, Zero uplight, 28w LED 120-277V, 4000K, Type III, Bronze	4000K	7.0	2291	28
LNC2-18LU-4K-3-1	Wallpack, Zero uplight, 45w LED 120-277V, 4000K, Type III, Bronze	4000K	7.0	3311	45
LNC2-18LU-5K-4-1	Wallpack, Zero uplight, 45w LED 120-277V, 5000K, Type IV, Bronze	5000K	7.0	3311	28

QS710

10-Day Quick Ship Ordering Guide

Order Limit Per Fixture Selection: 15

SERIES	NUMBER OF LEDS/SOURCE/VOLTAGE	CCT	IES DISTRIBUTION	FINISH	OPTIONS
LNC2 LNC2 no uplight	12LU 12 LEDs, 29w input, Universal voltage 120-277V 18LU 18 LEDs, 45w input, Universal voltage 120-277V	4K 4000K nominal 5K 5000K nominal	3 Type III 4 Type IV	1 Bronze 2 Black 3 Gray 4 White 5 Platinum	PC1 Button photo-control, 120V PC4 Button photo-control, 277V



ALF Linear LED Wallpacks



3 SCHEDULED STOCK SHIPMENTS

Regional Distribution Center Stock List

Part Number	Catalog Number	UPC Code	Description	CA 03	IL 06	PA 10	SC 07	Wt. each	Ctn. Qty.	Price
ALFW6LU5KBZ	ALFW-6LU-5K-BZ	785988020621	Flood, Wall, 11w LED, 120-277V, Wide, Bronze	•				5.0	EA	
ALFW6LU5KBZPC	ALFW-6LU-5K-BZ-PC	785988020638	Flood, Wall, 11w LED, 120V, PC, Wide, Bronze	•				5.0	EA	



NRG® – 1100 Full Cut-off Wallpacks

Regional Distribution Center Stock List

Part Number	Catalog Number	UPC Code	Description	CA 03	IL 06	PA 10	SC 07	Wt. each	Ctn. Qty.	Price
NRG1111W	NRG-1111-W	785988004348	Wallpack, Compact, Zero uplight, 100w PS, 120/277/347V, White, with Lamp	●				12.0	EA	
NRG1112W	NRG-1112-W	785988004386	Wallpack, Compact, Zero uplight, 100w HPS, 120/277/347V, White, with Lamp	●				10.0	EA	
NRG1143W	NRG-1143-W	785988004409	Wallpack, Compact, Zero uplight, 42w CFL 120-277V, White, with Lamp	●				7.0	EA	
NRG1151W	NRG-1151-W	785988004300	Wallpack, Compact, Zero uplight, 50w PS, 120/277V, White, with Lamp	●				9.0	EA	
NRG1172W	NRG-1172-W	785988004362	Wallpack, Compact, Zero uplight, 70w HPS, 120/277/347V, White, with Lamp	●				9.0	EA	



Perimaliter III® LED Wallpack Series




Regional Distribution Center Stock List

Part Number	Catalog Number	UPC Code	Description	CA 03	IL 06	PA 10	SC 07	Wt. each	Ctn. Qty.	Price
PGM330LU5KBZ	PGM3-30LU-5K-BZ	785988029686	Wallpack, Glass refractor, LED, 5000K, 120-277V, Bronze	●				20.0	EA	
PVL330LU5KBZ	PVL3-30LU-5K-BZ	785988029662	Wallpack, Polycarbonate refractor, LED, 5000K, 120-277V, Bronze				●	13.0	EA	

10-Day Quick Ship Ordering Guide

Order Limit Per Fixture Selection: 15

<input type="text" value=""/>	-	<input type="text" value="30LU"/>	-	<input type="text" value=""/>	-	<input type="text" value=""/>	-	<input type="text" value="BZ"/>	-	<input type="text" value=""/>
SERIES	NUMBER OF LEDS/SOURCE/VOLTAGE		CCT	DRIVE CURRENT	FINISH	OPTIONS				
PGM3 Glass Refractor	30LU	30 LEDs, 120-277V	4K 4000K nominal	BLANK-700mA	BZ Bronze	PC1	Button photo-control, 120V			
PVL3 Polycarbonate Refractor			5K 5000K nominal	035-350mA		PC4	Button photo-control, 277V			



Perimaliter® III PVL Series Polycarbonate Refractor Wallpacks



Regional Distribution Center Stock List

Part Number	Catalog Number	UPC Code	Description	CA 03	IL 06	PA 10	SC 07	Wt. each	Ctn. Qty.	Price
PVL3070S18BZ	PVL3-070S-18-BZ	785988005901	Wallpack, 700w HPS, Quad-Tap, Bronze		●			13.0	EA	
PVL3100S18BZ	PVL3-100S-18-BZ	785988005925	Wallpack, 100w HPS, Quad-Tap, Bronze	●				18.0	EA	
PVL3150P18BZL	PVL3-150P-18-BZ-L	785988008469	Wallpack, 150w PS, Quad-Tap, Bronze, with Lamp	●	●	●	●	20.0	EA	
PVL3150S18BZL	PVL3-150S-18-BZ-L	785988005963	Wallpack, 150w HPS, Quad-Tap, Bronze, with Lamp	●		●		18.0	EA	
PVL3150S51BZL	PVL3-150S-51-BZ-L	785988007844	Wallpack, 150w HPS, Quad-Tap, Bronze, with Lamp		●	●		13.0	EA	
PVL3242F18BZL	PVL3-242F-18-BZ-L	785988015948	Wallpack, 2x42w CFL, Quad-Tap, Bronze, with Lamp	●				12.0	EA	
PVL3V	PVL-3V	785988012077	Visor, Zero upright, Bronze, PVL3/ PGL/ PRS/ PGS		●			6.0	EA	



Perimaliter III® PGM/PGL Series - Glass Refractor Wallpacks



Regional Distribution Center Stock List

Part Number	Catalog Number	UPC Code	Description	CA 03	IL 06	PA 10	SC 07	Wt. each	Ctn. Qty.	Price
80033990104	800-3399-0104	785988391646	Replacement refractor/door assy for PGM, Bronze	●	●	●	●	8.0	EA	
PGL250P1281LP	PGL-250P-128-1-LP	785988566662	Wallpack, 250w PS, Quad-Tap, Bronze, with Lamp			●		28.0	EA	
PGL350P1281LP	PGL-350P-128-1-LP	785988566679	Wallpack, 350w PS, Quad-Tap, Bronze, with Lamp			●		30.3	EA	
PGM3100P18BZL	PGM3-100P-18-BZ-L	785988005789	Wallpack, 100w PS, Quad-Tap, Bronze, with Lamp		●			25.0	EA	
PGM3150P18BZ	PGM3-150P-18-BZ	785988019236	Wallpack, 150w PS, Quad-Tap, Bronze			●		25.0	EA	
PGM3150P18BZL	PGM3-150P-18-BZ-L	785988008568	Wallpack, 150w PS, Quad-Tap, Bronze, with Lamp	●	●	●	●	25.0	EA	
PGM3150S18BZ	PGM3-150S-18-BZ	785988005796	Wallpack, 150w HPS, Quad-Tap, Bronze	●				25.0	EA	
PGM3250P18BZ	PGM3-250P-18-BZ	785988019243	Wallpack, 250w PS, Quad-Tap, Bronze			●		27.0	EA	
PGM3250P18BZL	PGM3-250P-18-BZ-L	785988008575	Wallpack, 250w PS, Quad-Tap, Bronze, with Lamp	●	●	●	●	27.0	EA	
PGM3250S18BZ	PGM3-250S-18-BZ	785988005864	Wallpack, 250w HPS, Quad-Tap, Bronze	●				33.0	EA	



WGH LED Series - Low Profile Glass Refractor Wallpack



Regional Distribution Center Stock List

Part Number	Catalog Number	UPC Code	Description	CA 03	IL 06	PA 10	SC 07	Wt. each	Ctn. Qty.	Price
WGH110L4KUM	WGH-110L-4K-U-M	785988031139	Wallpack, Glass refractor, 54w LED, 120-277V, Medium, 4000K	●	●	●	●	12.0	EA	
WGH225L4KUL	WGH-225L-4K-U-L	785988031146	Wallpack, Glass refractor, 100w LED, 120-277V, Large, 4000K	●	●	●	●	12.0	EA	




WGH Series – Horizontal Lamp Low Profile Wallpacks



Regional Distribution Center Stock List

Part Number	Catalog Number	UPC Code	Description	CA 03	IL 06	PA 10	SC 07	Wt. each	Ctn. Qty.	Price
WGH70H	WGH-70H	785988465842	Wallpack, Glass refractor, 70w PS, Quad-Tap, Bronze, with Lamp		●		●	9.0	EA	
WGH100H	WGH-100H	785988465859	Wallpack, Glass refractor, 100w PS, Quad-Tap, Bronze, with Lamp	●	●	●	●	10.0	EA	
WGH150P	WGH-150P	785988005680	Wallpack, Glass refractor, 150w PS, Quad-Tap, Bronze, with Lamp	●	●	●	●	11.8	EA	
WGH150S	WGH-150S	785988465934	Wallpack, Glass refractor, 150w HPS, Quad-Tap, Bronze, with Lamp	●				17.0	EA	
WGH150S120	WGH-150S-120	785988005581	Wallpack, Glass refractor, 150w HPS, 120V, Bronze, with Lamp	●				17.0	EA	
WGH250P	WGH-250P	785988005697	Wallpack, Glass refractor, 250w PS, Quad-Tap, Bronze, with Lamp	●	●	●	●	34.0	EA	
WGH400P	WGH-400P	785988005727	Wallpack, Glass refractor, 400w PS, Quad-Tap, Bronze, with Lamp	●	●	●	●	37.0	EA	



Compact WPH Refractor Wallpacks



Regional Distribution Center Stock List

Part Number	Catalog Number	UPC Code	Description	CA 03	IL 06	PA 10	SC 07	Wt. each	Ctn. Qty.	Price
WPH70S	WPH-70S	785988465866	Polycarbonate refractor, 70w HPS, 120V, Bronze, with Lamp	●				16.0	EA	



NRG® LED Decorative Compact Wallpack



Regional Distribution Center Stock List

Part Number	Catalog Number	UPC Code	Description	CA 03	IL 06	PA 10	SC 07	Wt. each	Ctn. Qty.	Price
NRG356L4KU	NRG-356L-4K-U	785988031399	Wallpack, NRG, 20 LED, 120-277V, 4K, Bronze	●		●		6.0	EA	
NRG356L4KUPC	NRG-356L-4K-U-PC	785988031405	Wallpack, NRG, 20w LED, 120-277V, PC, 4K, Bronze	●		●		6.0	EA	
NRG356L5KU	NRG-356L-5K-U	785988031412	Wallpack, NRG, 20 LED, 120-277V, 5K, Bronze	●	●	●	●	6.0	EA	
NRG356L5KUPC	NRG-356L-5K-U-PC	785988031429	Wallpack, NRG, 20w LED, 120-277V, PC, 5K, Bronze	●	●	●	●	6.0	EA	



NRG® 300B Vandal Resistant Perimeter Wallpacks



3S SCHEDULED STOCK SHIPMENTS

Regional Distribution Center Stock List

Part Number	Catalog Number	UPC Code	Description	CA 03	IL 06	PA 10	SC 07	Wt. each	Ctn. Qty.	Price
NRG301BPC	NRG-301B-PC	785988465811	Wallpack, Vandal resistant, 50w HPS, 120V, PC, with Lamp, Bronze	●		●		5.0	EA	
NRG304B	NRG-304B	785988567164	Wallpack, Vandal resistant, 42w CFL, 120V, with Lamp, Bronze	●		●		5.0	EA	
NRG304BMS	NRG-304B-MS	785988019175	Wallpack, Vandal resistant, 42w CFL, 120V, with Motion sensor, Lamp, Bronze	●				5.0	EA	
NRG304BPC	NRG-304B-PC	785988465835	Wallpack, Vandal resistant, 42w CFL, 120V, PC, with Lamp, Bronze	●		●		4.0	EA	
NRG307B	NRG-307B	785988567157	Wallpack, Vandal resistant, 70w HPS, 120V, with Lamp, Bronze	●	●			6.0	EA	
NRG307BPC	NRG-307B-PC	785988465828	Wallpack, Vandal resistant, 70w HPS, 120V, PC, with Lamp, Bronze	●		●		6.0	EA	
NRG350BPC	NRG-350B-PC	785988567126	Wallpack, Vandal resistant, 50w PS, PC, 120V, with Lamp, Bronze	●		●		5.0	EA	



NRG® 200B Decorative Compact Wallpacks*



3S SCHEDULED STOCK SHIPMENTS

Regional Distribution Center Stock List

Part Number	Catalog Number	UPC Code	Description	CA 03	IL 06	PA 10	SC 07	Wt. each	Ctn. Qty.	Price
NRG204B	NRG-204B	785988019304	Wallpack, Decorative compact, 42w CFL, 120-277V, Bronze, Lamp	●				6.0	EA	
NRG204BMS	NRG-204BMS	785988020328	Wallpack, Decorative compact, 42w CFL, 120V Motion sensor, Bronze, Lamp	●				7.0	EA	
NRG250B	NRG-250B	785988025274	Wallpack, Decorative compact, 50w PS, 120V, Bronze, Lamp	●				6.0	EA	
NRG250BPC	NRG-250B-PC	785988026281	Wallpack, Decorative compact, 50w PS, 120V, Photocontrol, Bronze, Lamp	●				6.0	EA	

* Subject to availability




GSL Garage/Surface LED Series



3S SCHEDULED STOCK SHIPMENTS

Regional Distribution Center Stock List

Part Number	Catalog Number	UPC Code	Description	CA 03	IL 06	PA 10	SC 07	Wt. each	Ctn. Qty.	Price
GSL15L	GSL-15L	785988030972	Garage/Canopy/Ceiling mount, 55w, 4000K, Symmetric/Asymmetric distribution, Gray	●				13.8	EA	
GSL21L	GSL-21L	785988030989	Garage/Canopy/Ceiling mount, 75w, 4000K, Symmetric/Asymmetric distribution, Gray	●				13.8	EA	
GSL15LSCP	GSL-15L-SCP	785988031795	Garage/Canopy/Ceiling mount, 55w, 4000K, Symmetric/Asymmetric distribution, Gray, Motion Control	●				13.8	EA	
GSL21LSCP	GSL-21L-SCP	785988031801	Garage/Canopy/Ceiling mount, 75w, 4000K, Symmetric/Asymmetric distribution, Gray, Motion Control	●				13.8	EA	
GSLCS	GSL-CS	785988031771	Comfort shield		●			.5	EA	
GSLPC	GSL-PC	785988031771	Vandal Guard	●				.5	EA	



NRG® 4000 LED Lumasquare® Series



HUBBELL
Outdoor Lighting



5-Day Quick Ship Ordering Guide
Order Limit Per Fixture Selection: 15

CATALOG NUMBER	DESCRIPTION	CCT	WT. EACH	LUMENS	WATTS
NRG-4-30LU-4K-035-BZ	Ceiling mount, 35w, 30 LEDs, 120-277V, Bronze	4000K	13.9	3355	35w
NRG-4-30LU-5K-035-BZ	Ceiling mount, 35w, 30 LEDs, 120-277V, Bronze	5000K	13.9	3543	35w
NRG-4-30LU-4K-BZ	Ceiling mount, 71w, 30 LEDs, 120-277V, Bronze	4000K	13.9	3355	35w
NRG-4-30LU-5K-BZ	Ceiling mount, 71w, 30 LEDs, 120-277V, Bronze	5000K	13.9	3543	35w



S Series Vandal Resistant



Regional Distribution Center Stock List

Part Number	Catalog Number	UPC Code	Description	CA 03	IL 06	PA 10	SC 07	Wt. each	Ctn. Qty.	Price
S970H	S9-70H	785988005086	Surface square, 9" Wet location, 70w PS, Quad-Tap, Polycarbonate refractor, TP screws, Lamp, Bronze	●		●		10.3	EA	
S12100H	S12-100H	785988005123	Surface square, 12" Wet location, 100w PS, Quad-Tap, Polycarbonate refractor, TP screws, Lamp, Bronze	●				15.0	EA	
S12150P	S12-150P	785988008483	Surface square, 12" Wet location, 150w PS, Quad-Tap, Polycarbonate refractor, TP screws, Lamp, Bronze		●			16.0	EA	



R Series Vandal Resistant



Regional Distribution Center Stock List

Part Number	Catalog Number	UPC Code	Description	CA 03	IL 06	PA 10	SC 07	Wt. each	Ctn. Qty.	Price
R12100H	R12-100H	785988005215	Surface round, 12" Wet location, 100w PS, Quad-Tap, Polycarbonate refractor, TP screws, Lamp, Bronze	●				15.0	EA	
R970H	R9-70H	785988005178	Surface round, 9" Wet location, 70w PS, Quad-Tap, Polycarbonate refractor, TP screws, Lamp, Bronze	●				10.0	EA	
R970S	R9-70S	785988005185	Surface round, 9" Wet location, 70w HPS, Quad-Tap, Polycarbonate refractor, TP screws, Lamp, Bronze	●				10.0	EA	



Multi-purpose Dusk-to-Dawn LED



Regional Distribution Center Stock List

Part Number	Catalog Number	UPC Code	Description	CA 03	IL 06	PA 10	SC 07	Wt. each	Ctn. Qty.	Price
DDL9L1	DDL-9L1	785988030699	Dusk-to-Dawn multi-purpose, 40w LED, 5000K, 120V, Gray, with Arm	•	•	•	•	7	EA	
DDL140L1	DDL-140L1	785988031122	Dusk-to-Dawn multi-purpose, 43.5w, 5000K, High lumen, 120V, Gray, with Arm	•	•		•	7	EA	
DDL56L4K1NA	DDL-56L-4K-1-NA	785988030699	Dusk-to-Dawn multi-purpose, 30w LED, 4000K, 120V, Gray, no Arm	•			•	6	EA	



DD Series – Dusk to Dawn



Regional Distribution Center Stock List

Part Number	Catalog Number	UPC Code	Description	CA 03	IL 06	PA 10	SC 07	Wt. each	Ctn. Qty.	Price
DDR100S	DDR-100S	785988466146	30" Alum arm, 12" Head, 100w HPS, 120V, Kit with lamp		•			7.0	EA	
DDR150S	DDR-150S	785988466153	30" Alum arm, 12" Head, 150w HPS 120V, Kit with lamp		•			7.0	EA	
DDR5AP	DDR-5AP	785988466184	Replacement optical assembly with latches for DDR fixtures		•			2.0	EA	
DDS100P	DDS-100P	785988012060	24" Alum arm, 12" Screw-on optics, 100w PS, 120V, Kit with lamp, UL approved	•	•	•	•	6.0	EA	
DDS100PL	DDS-100PL	785988020997	24" Alum arm, 12" Latch-on optic, 100w PS, 120V, with lamp	•				6.0	EA	
DDS100S	DDS-100S	785988466122	24" Alum arm, 12" Screw-on optics, 100w HPS, 120V, Kit with lamp, UL approved	•				5.0	EA	
DDS150S	DDS-150S	785988466139	24" Alum arm, 12" Screw-on optics, 150w HPS, 120V, Kit with lamp, UL approved	•	•	•	•	7.0	EA	
DDS65F	DDS-65F	785988014248	24" Alum arm, 12" Screw-on optics, 65w CFL, 120V, Kit with lamp, UL approved		•		•	4.0	EA	



LED Vaportites



3S SCHEDULED STOCK SHIPMENTS Regional Distribution Center Stock List

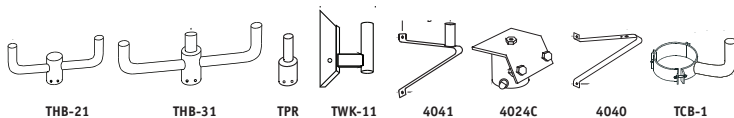
Part Number	Catalog Number	UPC Code	Description	CA 03	IL 06	PA 10	SC 07	Wt. each	Ctn. Qty.	Price
VBGL1	VBGL-1	785988030651	Ceiling mount vaportite, 12w LED, 120-277V, Platinum Silver	•	•			3.5	EA	
VWGL1	VWGL-1	785988030668	Wall mount vaportite, 12w LED, 120-277V, Platinum Silver	•	•	•	•	3.6	EA	



Wet Location Vaportites

3S SCHEDULED STOCK SHIPMENTS Regional Distribution Center Stock List


Part Number	Catalog Number	UPC Code	Description	CA 03	IL 06	PA 10	SC 07	Wt. each	Ctn. Qty.	Price
VBGG-150	VBGG-150	785988467167	Globe & guard, 150w Incandescent, Ceiling/pendant, Platinum	•	•	•	•	3.0	EA	
VWGG-150	VWGG-150	785988467181	Globe & guard, 150w Incandescent, Wall box, Platinum	•	•	•	•	3.5	EA	



Mounting Brackets & Accessories

3S SCHEDULED STOCK SHIPMENTS Regional Distribution Center Stock List

Part Number	Catalog Number	UPC Code	Description	CA 03	IL 06	PA 10	SC 07	Wt. each	Ctn. Qty.	Price
4024C	4024C	785988310326	Slipfitter, 2 3/8" Tenon	•	•	•	•		2.0	
4040	4040	785988310555	Bracket, Wall mount	•	•	•	•		5.0	
4041	4041	785988310579	Bracket, Wall mount	•	•	•	•		7.0	
TCB1	TCB-1	785988496501	Pole clamp-on bracket, Bronze		•				15.0	
THB21	THB-21	785988498420	Accessory, Flood, Tenon, Two, Bronze	•	•	•	•		12.0	
THB31	THB-31	785988498437	Accessory, Flood, Tenon, Three, Bronze		•				30.0	
TPR4	TPR-4	785988500505	Accessory, Flood, Tenon, Reducer, Pole, Bronze		•				9.0	
TWK11	TWK-11	785988502202	Bracket, Wall mount		•		•		15.0	



12V LED Lightscaper® Fixtures



3 SCHEDULED
STOCK
SHIPMENTS

Regional Distribution Center Stock List

Part Number	Catalog Number	UPC Code	Description	CA 03	IL 06	PA 10	SC 07	Wt. each	Ctn. Qty.	Price
CB150	CB-150	785988015931	150ft, #14 low energy cable, Soft jacket		●			6.0	EA	
CB75	CB-75	785988015924	75ft, #14 low energy cable, Soft jacket		●			4.0	EA	
COAB	CO-AB	785988015757	Cone, Antique bronze, 1.5w LED, 12V, Complete kit: Connector, spike & deck mounts, and 4ft fixture cable		●			2.0	EA	
ELAB	EL-AB	785988015870	Eyelid, Antique bronze, 1.5w LED, 12V, 6ft fixture cable & connector	●	●	●		1.0	EA	
FLAB	FL-AB	785988015900	Flood, Antique bronze, 3w LED, 12V, Complete kit: Connector, spike & deck mounts, and 4ft fixture cable	●	●	●	●	2.0	EA	
GNAB	GN-AB	785988015771	Greenville, Antique bronze, 1.5w LED, 12V, Complete kit: Connector, spike & deck mounts, and 4ft fixture cable		●			2.8	EA	
LVT56	LVT56	785988015917	Power center, 120-to-12V, 56w max, 3ft grounded cord set, Photocontrol and multiple settings, Non-metallic housing		●	●		4.0	EA	
RDAB	RD-AB	785988015832	Reidville, Antique bronze, 1.5w LED, 12V, Complete kit: Connector, spike & deck mounts, and 4ft fixture cable	●				3.3	EA	
REPT	RE-PT	785988015894	Recessed uplight, Pewter, 3w LED, 12V, 4ft fixture cable & connector		●	●		1.5	EA	
SAPT	SA_PT	785988015825	Saturn, Pewter, 1.5w LED, 12V, Complete kit: Connector, spike & deck mounts, and 4ft fixture cable			●		2.8	EA	



RU Recessed Uplights

3 SCHEDULED
STOCK
SHIPMENTS

Regional Distribution Center Stock List

Part Number	Catalog Number	UPC Code	Description	CA 03	IL 06	PA 10	SC 07	Wt. each	Ctn. Qty.	Price
RU100G	RU100G	785988015627	Guard, Non-metallic lens protection for RU100, Bronze	●				3.0	EA	
RU100P8	RU100P8	785988015603	Non-metallic recessed uplight, 100w PS, Quad-Tap, Bronze, with Lamp	●				14.5	EA	
RU100WW	RU100WW	785988015641	Lamp shield, Wall wash, Internal mount for RU100	●				1.0	EA	
RU70G	RU70G	785988015610	Guard, Non-metallic lens protection for RU70, Bronze	●				2.0	EA	
RU70P8	RU70P8	785988015597	Non-metallic recessed uplight, 70w PS, Quad-Tap, Bronze, with Lamp	●				10.0	EA	
RU70WW	RU170WW	785988015634	Lamp shield, Wall wash, Internal mount for RU70	●				1.0	EA	



PAR Lampholders

35 SCHEDULED STOCK SHIPMENTS Regional Distribution Center Stock List

Part Number	Catalog Number	UPC Code	Description	CA 03	IL 06	PA 10	SC 07	Wt. each	Ctn. Qty.	Price
103	103	785988202102	Lampholder, Natural aluminum, 150w max PAR 38, Wet location	●	●			1.0	EA	
103-7	103-7	785988202195	Lampholder, Gray, 150w max PAR 38, Wet location	●	●			1.3	EA	
10371	103-71	785988465767	Shielded lampholder, Bronze, 150w max PAR 38, Wet location				●	1.0	EA	
10372	103-72	785988202249	Shielded lampholder, Black, 150w max PAR 38, Wet location		●			1.0	EA	
306	306	785988204069	Lampholder, Gray, 300/500w PAR56 end prong lamp by others, Wet location	●				3.0	EA	
30813M	308-13-M	785988204588	Bullet lampholder, Green, 150w max PAR/BR40, Down aiming	●				2.3	EA	
30913ML	309-13-ML	785988309139	Bullet lampholder, Green, 175w max PAR/BR40, Univ. aiming	●				4.0	EA	
30914ML	309-14-ML	785988205110	Bullet lampholder, Black, 175w max PAR38/BR40, Univ. aiming	●				4.0	EA	
309M51ML	309-M51-ML	785988781010	Bullet lampholder, Bronze, 175w max PAR38/BR40, Univ. aiming	●	●		●	3.0	EA	
309M54ML	309-M54-ML	785988465781	Bullet lampholder, White, 175w max PAR/BR40, Univ. aiming	●				3.0	EA	
309ML	309-ML	785988205004	Bullet lampholder, Gray, 175w max PAR38/BR40, Univ. aiming	●				3.0	EA	
309VGML	309-VG-ML	785988204885	Bullet lampholder, Verdi Green, 175w PAR 38/BR40, Univ. aiming	●				2.0	EA	
S302	S-302	785988473854	Slip-fitter, Pole top, 1/2" Hub, 2 3/8" Slip fit, Gray		●			1.0	EA	
S302M51	S-302-M51	785988473861	Slip-fitter, Pole top, 1/2" Hub, 2 3/8" Slip fit, Bronze		●			1.0	EA	



Photo Controls

35 SCHEDULED STOCK SHIPMENTS Regional Distribution Center Stock List

Part Number	Catalog Number	UPC Code	Description	CA 03	IL 06	PA 10	SC 07	Wt. each	Ctn. Qty.	Price
PBT1	PBT-1	785988260119	Photo control, 120V, Button type	●	●	●	●	0.5	EA	
PBT234	PBT-234	785988260157	Photo control, 208/240/277V, Button type	●	●	●	●	0.5	EA	



Motion Sensors/ Kits

35 SCHEDULED STOCK SHIPMENTS Regional Distribution Center Stock List

Part Number	Catalog Number	UPC Code	Description	CA 03	IL 06	PA 10	SC 07	Wt. each	Ctn. Qty.	Price
MOW	MO-W	785988466412	Motion sensor only, 500w, 120V, 130° sensor range, White	●			●	1.0	EA	
SOW	SO-W	785988466306	Motion sensor only, 500w, 120V, 270° sensor range, White	●	●			1.5	EA	





Arceos ARF LED Floods



QS₁₀ 10-Day Quick Ship Ordering Guide
 Order Limit Per Fixture Selection: 15 (Contact factory for larger quantities)

				070		U	DB	
SERIES	MOUNTING	# LEDS	CCT	DRIVE CURRENT	BEAM	VOLTAGE	FINISH	OPTIONS
ARF1	K Knuckle	10L 10 LEDs	4K 4000K	700mA	M Medium	U 120-277V	DB Bronze	PC1 Photocontrol 120V
ARF2		20L 20 LEDs	5K 5000K		N Narrow			PC4 Photocontrol 277V
					W Wide			
				070		U	DB	
SERIES	MOUNTING	# LEDS	CCT	DRIVE CURRENT	BEAM	VOLTAGE	FINISH	OPTIONS
ARF3	Y Yoke	42L 42 LEDs	4K 4000K	700mA	M Medium	U 120-277V	DB Bronze	PC1 Photocontrol 120V
ARF4	K Knuckle	84L 84 LEDs	5K 5000K		N Narrow			PC4 Photocontrol 277V
					W Wide			



Laredo® LED Wallpacks



3S SCHEDULED STOCK SHIPMENTS **Regional Distribution Center Stock List**

Part Number	Catalog Number	UPC Code	Description	CA 03	IL 06	PA 10	SC 07	Wt. each	Ctn. Qty.	Price
LMC30LU4K31	LMC-30LU-4K-3-1	785988030521	30LED, 71w, 120-277V, 700mA, 4000K, Type III, Bronze	•	•	•		22.0	EA	
LMC30LU5K31	LMC-30LU-5K-3-1	785988030521	30LED, 71w, 120-277V, 700mA, 5000K, Type III, Bronze	•	•	•		22.0	EA	

QS₁₀ 10-Day Quick Ship Ordering Guide
 Order Limit Per Fixture Selection: 15

LMC	30LU					BZ	
SERIES	NUMBER OF LEDS	CCT	IES DIST.	DRIVE CURRENT	FINISH	OPTIONS	
LMC Laredo Medium	30LU 30 LEDs, 120-277V	4K 4000 5K 5000	3 Type III 4 Type IV	BLANK 700mA 035 350mA	BZ Bronze	PC1 Photocontrol 120V PC4 Photocontrol 277V	




Laredo® Architectural Wallpacks



QS7 10-Day Quick Ship Ordering Guide
Order Limit Per Fixture Selection: 15

LMC	-		-		-	
SERIES		WATTAGE/SOURCE		FINISH		OPTIONS
LMC Laredo Medium		PULSE START METAL HALIDE 100P8 100w, Quad tap 150P8 150w, Quad tap		1 Bronze 2 Black 3 Gray 4 White 5 Platinum		LP Lamp included



Compact Geometric Wall Sconces



3S SCHEDULED STOCK SHIPMENTS Regional Distribution Center Stock List

Part Number	Catalog Number	UPC Code	Description	CA 03	IL 06	PA 10	SC 07	Wt. each	Ctn. Qty.	Price
TRPC13LU5KBZ	TRPC-13LU-5K-BZ	785988019762	Compact Trapezoid sconce, 23w LED, 120-277V, 5000K, Bronze	●			●	8.0	EA	
TRPC42F8BZ	TRPC-42F8-BZ	785988018451	Compact Trapezoid, 42w CFL, Quad-Tap, Bronze, Lamp	●				6.0	EA	
TRPC42F9BZBOC	TRPC-42F9-BZ-BOC	785988018482	Compact Trapezoid, 42w CFL, 120/277V, Battery back-up, Bronze, Lamp	●				8.0	EA	
QSPC42F8PL	QSPC-42F8-PL	785988018390	Regular Trapezoid sconce, 2x42w CFL, Quad, Wide throw, Bronze, Lamps	●				6.0	EA	



Geometric LED Wall Sconces



QS7 10-Day Quick Ship Ordering Guide
Order Limit Per Fixture Selection: 15

TRP	-	30L	-		-		-	U	-	
SERIES		NUMBER OF LEDS		CCT		DRIVE CURRENT		IES DIST.		VOLTAGE
TRP Trapezoid		30L 30 LEDs		4K 4000K 5K 5000K		350 350mA 053 525mA		3 Type III 4 Type IV		U 120-277V
										FINISH
										BL Black DB Dark Bronze GR Gray PS Platinum WH White
										OPTIONS
										PC1 Photocontrol 120V PC4 Photocontrol 277V



Geometric CFL Wall Sconces



Regional Distribution Center Stock List

Part Number	Catalog Number	UPC Code	Description	CA 03	IL 06	PA 10	SC 07	Wt. each	Ctn. Qty.	Price
TRP84F8WTBZ	TRP-84F8-WT-BZ	785988019496	Regular Trapezoid sconce, 2x42w CFL, Quad, Wide throw, Bronze, Lamps				●	18.0	EA	



Arceos ARS LED Series



10-Day Quick Ship Ordering Guide

Order Limit Per Fixture Selection: 15

ARS	-		-		-		-		-	U
SERIES	NUMBER OF LEDS	CCT	DRIVE CURRENT	IES DIST.	FINISH	VOLTAGE				
ARS Arceos Small	24L 24 LEDs 36L 36 LEDs	4K 4000K 5K 5000K	070 700mA	5M Type V Square 5R Type V Rectangle	BL Black DB Dark Bronze GR Gray PS Platinum WH White	U 120-277V				



Cimarron LED Series Luminaire



Regional Distribution Center Stock List

Part Number	Catalog Number	UPC Code	Description	CA 03	IL 06	PA 10	SC 07	Wt. each	Ctn. Qty.	Price
CL1A60LU5K3DB	CL1-A-60LU-5K-3-DB	785988030552	Cimarron 60 LED, 5000K CCT, Type III, Bronze		●	●		48	EA	
CL1A60LU5K4DB	CL1-A-60LU-5K-4-DB	785988030351	Cimarron 90 LED, 5000K CCT, Type IV, Bronze		●	●		48	EA	
CL1A90LU5K3DB	CL1-A-90LU-5K-3-DB	785988030354	Cimarron 90 LED, 5000K CCT, Type III, Bronze		●	●		48	EA	
CL1A90LU5K4DB	CL1-A-90LU-5K-4-DB	78598803036	Cimarron 90 LED, 5000K CCT, Type IV, Bronze		●	●		48	EA	



Cimarron LED Series Luminaire



5-Day Quick Ship Ordering Guide
Order Limit Per Fixture Selection: 15

CATALOG NUMBER	DESCRIPTION	CCT	WT. EACH	LUMENS	WATTS
CL1-A-60LU-4K-3-DB	Cimarron 60 LED, Type III, Bronze	4000K	48	11468	140
CL1-A-60LU-4K-4-DB	Cimarron 60 LED, Type IV, Bronze	4000K	48	12038	140
CL1-A-90LU-4K-3-DB	Cimarron 90 LED, Type III, Bronze	4000K	48	16973	210
CL1-A-90LU-4K-4-DB	Cimarron 90 LED, Type IV, Bronze	4000K	48	18521	210



10-Day Quick Ship Ordering Guide
Order Limit Per Fixture Selection: 15 (Contact factory for larger quantities)

CL1 - A - [] - [] - [] - []

SERIES	MOUNTING	NUMBER OF LEDs	VOLTAGE	CCT	DISTRIBUTION	COLOR
CL1 Cimarron LED	A Arm mount construction (6" straight rigid arm included & acceptable for 90° configurations)	60L 60 High brightness LEDs 90L 90 High brightness LEDs	U Universal 120V-277V, 50/60 Hz 5 480V, 60 Hz	4K 4000K 5K 5000K	3 Type III 4 Type IV	BL Black DB Dark Bronze PS Platinum Silver

CIMARRON CL1 CONTROLS

CATALOG NUMBER	DESCRIPTION	WT. EACH
7PR	Photocell receptacle (7-pin ANSI C136.41—2013 receptacle for use with standard Twist-Lock® photo controls, shorting caps, and ANSI C136.41 external wireless control devices with and without motion/occupancy override)	1 (.45)
SCP	Programmable dimming control (line voltage device <u>not</u> for use with 7PR receptacle option and external wireless control devices). A minimum of one SCP-REMOTE accessory remote control required for configuration; (Standard lens with greater sensitivity; motion detection radius equal to .75 X luminaire mounting height (approx. distance)	1 (.45)

CIMARRON CL1 ADJUSTABLE MOUNTING ARMS

CATALOG NUMBER	DESCRIPTION	WT. EACH
ARM-CL-K-S-XX	10" adjustable arm	5.75 (2.6)



Single Cimarron LED and 4" Square Straight Steel Pole Combo

Includes 6" Straight Arm



Regional Distribution Center Stock List

Part Number	Catalog Number	UPC Code	Description	CA 03	IL 06	PA 10	SC 07	Wt. each	Master Ctn Qty	Price
CLPC160LU5K320	CLPC-1-60LU-5K-3-20		Single, 60LU, 5K, 140w LED, Type III, with 20' SSS pole, Dark Bronze		•	•			EA	
CLPC160LU5K325	CLPC-1-60LU-5K-3-25		Single, 60LU, 5K, 140w LED, Type III, with 25' SSS pole, Dark Bronze		•	•			EA	
CLPC190LU5K320	CLPC-1-90LU-5K-3-20		Single, 90LU, 5K, 210w LED, Type III, with 20' SSS pole, Dark Bronze		•	•			EA	
CLPC190LU5K325	CLPC-1-90LU-5K-3-25		Single, 90LU, 5K, 210w LED, Type III, with 25' SSS pole, Dark Bronze		•	•			EA	
CLPC190LU5K420	CLPC-1-90LU-5K-4-20		Single, 90LU, 5K, 210w LED, Type IV, with 20' SSS pole, Dark Bronze		•	•			EA	
CLPC190LU5K425	CLPC-1-90LU-5K-4-25		Single, 90LU, 5K, 210w LED, Type IV, with 25' SSS pole, Dark Bronze		•	•			EA	



Twin Cimarron LED and 4" Square Straight Steel Pole Combo

Includes 6" Straight Arms



Regional Distribution Center Stock List

Part Number	Catalog Number	UPC Code	Description	CA 03	IL 06	PA 10	SC 07	Wt. each	Master Ctn Qty	Price
CLPC260LU5K320	CLPC-2-60LU-5K-3-20		Twin, 60LU, 5K, 140w LED, Type III, with 20' SSS pole, Dark Bronze		•	•			EA	
CLPC260LU5K325	CLPC-2-60LU-5K-3-25		Twin, 60LU, 5K, 140w LED, Type III, with 25' SSS pole, Dark Bronze		•	•			EA	
CLPC290LU5K320	CLPC-2-90LU-5K-3-20		Twin, 90LU, 5K, 210w LED, Type III, with 20' SSS pole, Dark Bronze		•	•			EA	
CLPC290LU5K325	CLPC-2-90LU-5K-3-25		Twin, 90LU, 5K, 210w LED, Type III, with 25' SSS pole, Dark Bronze		•	•			EA	
CLPC290LU5K420	CLPC-2-90LU-5K-4-20		Twin, 90LU, 5K, 210w LED, Type III, with 20' SSS pole, Dark Bronze		•	•			EA	
CLPC290LU5K425	CLPC-2-90LU-5K-4-25		Twin, 90LU, 5K, 210w LED, Type III, with 25' SSS pole, Dark Bronze		•	•			EA	



Cimarron LED CL1S Pedestrian Scale



10-Day Quick Ship Ordering Guide

Order Limit Per Fixture Selection: 15 (Contact factory for larger quantities)

CL1S - A - [] - [] - [] - [] - []

SERIES	NO. OF LEDS	VOLTAGE	CCT	COLOR	OPTIONS
CL1S Cimarron LED Pedestrian Scale	32L 32 High brightness LEDs 48L 48 High brightness LEDs	U Universal 120V-277V, 50/60 Hz	4K 4000K, 70 CRI 5K 5000K, 67 CRI	BL Black DB Dark Bronze PS Platinum Silver	RPA3 3" Round pole adapter RPA4 4" Round pole adapter
MOUNTING		DISTRIBUTION			
A 4" straight arm attached to housing complete with quick-mount plate		3 Type III 4 Type IV 5M Type V Medium			



Fresno Square or Round Bollard



QS7 10-Day Quick Ship Ordering Guide
Order Limit Per Fixture Selection: 6

SERIES	SOURCE/WATTAGE	COLOR
<div style="border: 1px solid black; width: 50px; height: 20px; margin: 0 auto;"></div> FN1 Fresno Square FN2 Fresno Round	<div style="border: 1px solid black; width: 50px; height: 20px; margin: 0 auto;"></div> LED	<div style="border: 1px solid black; width: 50px; height: 20px; margin: 0 auto; text-align: center;"> DB </div> DB Dark Bronze
	12LU-3K 12 LEDs, 31w, asymmetric distribution, 3500K, 120-277V, 50/60 Hz 12LU-5K 12 LEDs, 31w, asymmetric distribution, 5000K, 120-277V, 50/60 Hz 24LU-3K 24 LEDs, 62w, symmetric distribution, 3500K, 120-277V, 50/60 Hz 24LU-5K 24 LEDs, 62w, symmetric distribution, 5000K, 120-277V, 50/60 Hz	



Square Straight Steel Poles

(Pole shaft prepared with #2 hole pattern on all four sides for Cimarron and Raven luminaires and includes three covers for any unused sides)



Regional Distribution Center Stock List

Part Number	Catalog Number	UPC Code	Description	CA 03	IL 06	PA 10	SC 07	VA 08	Wt. each	Master Ctn Qty	Price
SSS-20-40-1-RDC	SSS-20-40-1-RDC		Complete 20' pole assembly (includes 20' x 4" x 11 gauge pole shaft, anchor bolt set, anchor bolt template, square base cover, pole cap), Dark bronze powder paint finish	•	•	•				EA	
SSS20401W2	SSS-20-40-1-W2	785988015702	20' x 4" x 11 gauge pole shaft	•	•	•			160.0	EA	
TAB30M38	TAB-30-M38	785988496983	3/4" x 30" x 3" anchor bolt set (four individual bolts)	•	•	•	•		16.0	EA	
27701349904	27701349904	785988014828	anchor bolt template (INCLUDES MULTIPLE BOLT CIRCLE PATTERNS - DO NOT USE ON OTHER POLE DESIGNS)	•	•	•	•		0.1	EA	
SBC4DB	SBC4-DB	785988727476	4" square base cover (10 1/2" square x 5" deep)	•	•	•	•		2.5	EA	
20102389702	20102389702	785988004485	4" square pole cap	•	•	•	•		0.3	EA	
SSS-25-40-1-RDC	SSS-25-40-1-RDC		Complete 25' pole assembly (includes 25' x 4" x 11 gauge pole shaft, anchor bolt set, anchor bolt template, square base cover, pole cap), Dark bronze powder paint finish	•	•	•				EA	
SSS25401W2	SSS-25-40-1-W2	785988015719	25' x 4" x 11 gauge pole shaft	•	•	•			238.0	EA	
TAB30M38	TAB-30-M38	785988496983	3/4" x 30" x 3" anchor bolt set (four individual bolts)	•	•	•	•		16.0	EA	
27701349904	27701349904	785988014828	anchor bolt template (INCLUDES MULTIPLE BOLT CIRCLE PATTERNS - DO NOT USE ON OTHER POLE DESIGNS)	•	•	•	•		0.1	EA	
SBC4DB	SBC4-DB	785988727476	4" square base cover (10 1/2" square x 5" deep)	•	•	•	•		2.5	EA	
20102389702	20102389702	785988004485	4" square pole cap	•	•	•	•		0.3	EA	
SSS-30-50-7-RDC	SSS-30-50-7-RDC		Complete 30' pole assembly (includes 30' x 5" x 7 gauge pole shaft, anchor bolt set, anchor bolt template, square base cover, pole cap), Dark bronze powder paint finish					•		EA	
SSS30507W2	SSS-30-50-7-W2	785988015719	30' x 5" x 7 gauge pole shaft					•	238.0	EA	
TAB36M38	TAB-36-M38	785988496938	1" x 36" x 4" anchor bolt set (four individual bolts)	•	•	•	•	•	16.0	EA	
27701349904	27701349904	785988014828	anchor bolt template (INCLUDES MULTIPLE BOLT CIRCLE PATTERNS - DO NOT USE ON OTHER POLE DESIGNS)	•	•	•	•	•	0.1	EA	
SBC5DB	SBC5-DB	785988727490	5" square base cover (10 1/2" square x 5" deep)					•	2.5	EA	
20102389802	20102389802	785988004492	5" square pole cap					•	0.3	EA	

Confirm luminaire EPA and wind loading for geographic suitability of all poles

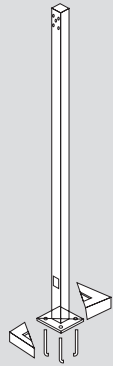


Square Straight Steel Poles

(Pole shaft prepared with #2 hole pattern on all four sides for Cimarron, Raven and MSV luminaires and includes three covers for any unused sides)

QS 10 10-Day Quick Ship Ordering Guide

Order Limit Per Fixture Selection: 25



- 1 DRILL PATTERNS: Compatible for Spaulding luminaires
- 2 Specify option location using logic found in spec sheet; The location of all options must start a minimum of six inches above the hand hole and be located one foot apart from one another; Consult factory for any exceptions
- 3 Removable tenon used in conjunction with side arm mounting, specify desired arm configuration first followed by "TR" notation
Example: SSS-S-25-40-A-1-S2-TR-DB

CROSS SECTION

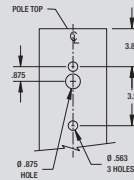
- SSS-S-16-40-A
- SSS-S-20-40-A
- SSS-S-25-40-A
- SSS-S-30-40-B

LUMINAIRE MOUNTING TYPE¹

- 1 Single arm mount
- 2 Two fixtures at 180°
- 2L Two fixtures at 90°
- 3T Three fixtures at 90°
- 4 Four fixtures at 90°
- TA Tenon (2 3/8" OD)
- TB Tenon (2 7/8" OD)
- TC Tenon (3.5" OD)
- TR¹ Removable Tenon (2.375 x 4.25)
- OT No drilling (includes pole cap)

DRILL PATTERN

- S2 Spaulding #2 2 bolt 3.5" pattern



OPTIONS

- GFI 20 Amp GFCI receptacle and cover
- VM2 2nd mode vibration damper
- LAB Less anchor bolts

FINISH

- BL Black
- DB Dark Bronze
- GR Gray
- PS Platinum Silver
- WH White

ORDERING INFORMATION

Catalog Number	Height		Nominal Shaft Dimensions	Wall Thickness	Bolt Circle (suggested)	Bolt Circle (range)	Bolt Square (range)	Base Plate Square	Anchor bolt size	Bolt Projection	Pole weight
	Feet	Meters									
SSS-S-16-40-A-XX-XX	16	4.9	4" square	0.125"	9"	8" - 10"	5.66" - 7.07"	9"	3/4" x 30" x 3"	3.5	116
SSS-S-20-40-A-XX-XX	20	6.1	4" square	0.125"	9"	8" - 10"	5.66" - 7.07"	9"	3/4" x 30" x 3"	3.5	142
SSS-S-25-40-A-XX-XX	25	7.6	4" square	0.125"	9"	8" - 10"	5.66" - 7.07"	9"	3/4" x 30" x 3"	3.5	175
SSS-S-30-40-B-XX-XX	30	9.1	4" square	.188"	11"	10" - 12"	7.07" - 8.48"	10.50"	3/4" x 30" x 3"	3.5	304

- 1 Allowable EPA with 1.3 gust factor. To determine max. pole loading weight, multiply allowable EPA by 30 lbs. Published allowable EPA values based upon calculations of Spaulding Lighting. Allowable EPA values for projects requiring AASHTO methodology are available upon request.
- Note Factory supplied template must be used when setting anchor bolts. Hubbell Lighting will deny any claim for incorrect anchorage placement resulting from failure to use factory supplied template and anchor bolts.



Pole Accessories



Regional Distribution Center Stock List

Part Number	Catalog Number	UPC Code	Description	CA 03	IL 06	PA 10	SC 07	VA 08	Wt. each	Master Ctn Qty	Price
20102389702	20102389702	785988004485	4" square pole cap	•	•	•	•		0.3	EA	
27701349904	27701349904	785988014828	Anchor bolt template (INCLUDES MULTIPLE BOLT CIRCLE PATTERNS - DO NOT USE ON OTHER POLE DESIGNS)	•	•	•	•	•	0.1	EA	
SBC4DB	SBC4-DB	785988727476	Base cover for 4" Square Pole, 10 1/2"x5" Deep, Dk Bronze	•	•	•	•		2.5	EA	
SETA-DB	SETA-DB	785988016839	4" Square pole top tenon adapter; 2 3/8" OD slipfitter for four fixtures (90°), bronze				•		22.0	EA	
SSST4DB	SSS-T4-DB	785988727452	Pole tenon adapter (removable) for 4" square straight steel pole with 11 gauge wall			•			10.0	EA	
TAB30M38	TAB-30-M38	785988496983	3/4" x 30" x 3" anchor bolt set (four individual bolts)	•	•	•	•		16.0	EA	
TAB36M38	TAB-36-M38	785988496938	1" x 36" x 4" anchor bolt set (four individual bolts)	•	•	•	•		32.0	EA	

Confirm luminaire EPA and wind loading for geographic suitability of all poles



Pole Accessories



10-Day Quick Ship Ordering Guide

Order Limit Per Fixture Selection: 25 (Contact factory for larger quantities)

Catalog Number	Description	EPA ft ² (m ²)	Weight lbs. (kg)
For use with: CL1, CL1S, CR1, RCS, RCL, MSV, CM1, and CM2 (#2 Drill Pattern)			
SETA-XX	4" Square pole top tenon adapter; 2 3/8" OD slipfitter for four fixtures (90°)	0.4 (0.04)	22 (10)
RETA-XX	2-3/8" to 2-7/8" tenon top adapter for 4" round straight steel pole	0.4 (0.04)	22 (10)

Replace **XX** with color designation
BL Black
DB Dark Bronze





Sportslighting

35 SCHEDULED
STOCK
SHIPMENTS

Regional Distribution Center Stock List

Part Number	Catalog Number	UPC Code	Description	CA 03	IL 06	PA 10	SC 07	VA 08	Wt. each	Ctn. Qty.	Price
26103709901	261-0370-9901	785988003600	Lamp, 1000w MH					●	1.0	EA	
26107349901	261-0734-9901	785988002276	Lamp, 1500w MH, SportsStar					●	1.0	EA	
SLS1000H125L	SLS-1000H-125-L		Sportsliter, 1000w MH, NEMA 2, 480V consists of: SLS-A1000H5 + SLS-R2 + 261-0370-9901					●	48.0	EA	
SLS1000H128L	SLS-1000H-128-L		Sportsliter, 1000w MH, NEMA 2, Quad-tap consists of: SLS-A1000H8 + SLS-R2 + 261-0370-9901					●	48.0	EA	
SLS1000H135L	SLS-1000H-135-L		Sportsliter, 1000w MH, NEMA 3, 480V consists of: SLS-A 1000H5 + SLS-R3A + 261-0370-9901					●	48.0	EA	
SLS1000H138L	SLS-1000H-138-L		Sportsliter, 1000w MH, NEMA 3, Quad-Tap consists of: SLS-A1000H8 + SLS-R3A + 261-0370-9901					●	48.0	EA	
SLS1000H145L	SLS-1000H-145-L		Sportsliter, 1000w MH, NEMA 4, 480V consists of: SLS-A1000H5 + SLS-R4 + 261-0370-9901					●	48.0	EA	
SLS1000H148L	SLS-1000H-148-L		Sportsliter, 1000w MH, NEMA 4, Quad-Tap consists of: SLS-A1000H8 + SLS-R4 + 261-0370-9901					●	48.0	EA	
SLS1000H155L	SLS-1000H-155-L		Sportsliter, 1000w MH, NEMA 5, 480V consists of: SLS-A1000H5 + SLS-R5 + 261-0370-9901					●	48.0	EA	
SLS1000H158L	SLS-1000H-158-L		Sportsliter, 1000w MH, NEMA 5, Quad-Tap consists of: SLS-A1000H8 + SLS-R5 + 261-0370-9901					●	48.0	EA	
SLS1000H165L	SLS-1000H-165-L		Sportsliter, 1000w MH, NEMA 6, 480V consists of: SLS-A1000H5 + SLS-R6 + 261-0370-9901					●	48.0	EA	
SLS1000H168L	SLS-1000H-168-L		Sportsliter, 1000w MH, NEMA 6, Quad-Tap consists of: SLS-A1000H8 + SLS-R6 + 261-0370-9901					●	48.0	EA	
SLS1500H125L	SLS-1500H-125-L		Sportsliter 1500w MH, NEMA 2, 480V consists of: SLS-A1500H5 + SLS-R2 + 261-0734-9901					●	48.0	EA	
SLS1500H128L	SLS-1500H-128-L		Sportsliter 1500w MH, NEMA 2, Quad-Tap consists of: SLS-A1500H8 + SLS-R2 + 261-0734-9901					●	48.0	EA	
SLS1500H135L	SLS-1500H-135-L		Sportsliter, 1500w MH, NEMA 3, 480V consists of: SLS-A1500H5 + SLS-R3A + 261-0734-9901					●	51.0	EA	
SLS1500H138L	SLS-1500H-138-L		Sportsliter, 1500w MH, NEMA 3, Quad-Tap consists of: SLS-A1500H8 + SLS-R3A + 261-0734-9901					●	51.0	EA	
SLS1500H145L	SLS-1500H-145-L		Sportsliter, 1500w MH, NEMA 4, 480V consists of: SLS-A1500H5 + SLS-R4 + 261-0734-9901					●	51.0	EA	
SLS1500H148L	SLS-1500H-148-L		Sportsliter, 1500w MH, NEMA 4, Quad-Tap consists of: SLS-A1500H8 + SLS-R4 + 261-0734-9901					●	51.0	EA	
SLS1500H155L	SLS-1500H-155-L		Sportsliter, 1500w MH, NEMA 5, 480V consists of: SLS-A1500H5 + SLS-R5 + 261-0734-9901					●	51.0	EA	
SLS1500H158L	SLS-1500H-158-L		Sportsliter, 1500w MH, NEMA 5, Quad-Tap consists of: SLS-A1500H8 + SLS-R5 + 261-0734-9901					●	51.0	EA	



Sportslighting



Regional Distribution Center Stock List

Part Number	Catalog Number	UPC Code	Description	CA 03	IL 06	PA 10	SC 07	VA 08	Wt. each	Ctn. Qty.	Price
SLS1500H165L	SLS-1500H-165-L		Sportsliter, 1500w MH, NEMA 6, 480V consists of: SLSA1500H5 + SLS-R6 + 261-0734-9901					●	51.0	EA	
SLS1500H168L	SLS-1500H-168-L		Sportsliter, 1500w MH, NEMA 6, Quad-Tap consists of: SLS-A1500H8 + SLS-R6 + 261-0734-9901					●	51.0	EA	
SLSA1000H5	SLSA-1000H5	785988561162	Sportlitter ballast housing, 1000w MH, 480V					●	33.3	EA	
SLSA1000H8	SLSA-1000H8	785988561179	Sportlitter ballast housing, 1000w MH, Quad-Tap					●	32.3	EA	
SLSA1500H5	SLSA-1500H5	785988561360	Sportlitter ballast housing, 1500w MH, 480V					●	44.3	EA	
SLSA1500H8	SLSA-1500H8	785988561377	Sportlitter ballast housing, 1500w MH, Quad-Tap					●	44.6	EA	
SLSR2	SLS-R2	785988270828	Reflector, NEMA 2					●	2.7	EA	
SLSR3A	SLS-R3A	785988270835	Reflector, NEMA 3					●	2.7	EA	
SLSR4	SLS-R4	785988270842	Reflector, NEMA 4					●	2.8	EA	
SLSR5	SLS-R5	785988270859	Reflector, NEMA 5					●	13.0	EA	
SLSR6	SLS-R6	785988270828	Reflector, NEMA 6					●	32.0	EA	



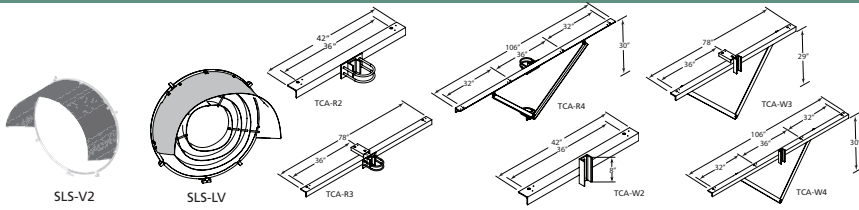
4024 SLS

Sportslighting Mounting Accessories



Regional Distribution Center Stock List

Part Number	Catalog Number	UPC Code	Description	CA 03	IL 06	PA 10	SC 07	VA 08	Wt. each	Ctn. Qty.	Price
4024SLS	4024SLS	785988310401	Slipfitter, Steel, 2-3/8" Tenon, Gray					●	6.1	EA	



Sportslighting Mounting Accessories

QS 10 10-Day Quick Ship Ordering Guide

CATALOG NUMBER	DESCRIPTION
850-0163-0104	Door frame, Lens assembly
SLSV2	Visor
TCAR2	Mounting bracket, Crossarm, Round steel pole, 2 Fixture
TCAR3	Mounting bracket, Crossarm, Round steel pole, 3 Fixture
TCAR4	Mounting bracket, Crossarm, Round steel pole, 4 Fixture
TCAW2	Mounting bracket, Crossarm, Wood Pole, 2 Fixture
TCAW3	Mounting bracket, Crossarm, Wood Pole, 3 Fixture
TCAW4	Mounting bracket, Crossarm, Wood Pole, 4 Fixture



Sportsliter Series Luminaire

Integral Ballasted, Axial and Horizontal

QS 10 10-Day Quick Ship Ordering Guide

Order Limit Per Fixture Selection: 25 (Contact factory for larger quantities)

<div style="border: 1px solid black; padding: 2px; width: 60px; margin: 0 auto;">SLS</div> <p>SERIES</p> <p>SLS Sportsliter</p>	<div style="border: 1px solid black; width: 60px; height: 20px; margin: 0 auto;"></div> <p>WATTAGE/SOURCE</p> <p>1000H 1000w Metal Halide 1500H 1500w Metal Halide</p>	<div style="border: 1px solid black; padding: 2px; width: 60px; margin: 0 auto;">1</div> <p>BALLAST</p> <p>1 HPF</p>	<div style="border: 1px solid black; width: 60px; height: 20px; margin: 0 auto;"></div> <p>BEAM DISTRIBUTION</p> <p>N Narrow M Medium W Wide 2 NEMA Type 2 3 NEMA Type 3 4 NEMA Type 4 5 NEMA Type 5 6 NEMA Type 6</p>	<div style="border: 1px solid black; padding: 2px; width: 60px; margin: 0 auto;">8</div> <p>VOLTAGE</p> <p>5 480V 8 QuadTap (120, 208, 240,277)</p>	<div style="border: 1px solid black; padding: 2px; width: 60px; margin: 0 auto;">V2</div> <p>OPTION</p> <p>Blank None V2 12" External Visor (shipped separately)</p>	<div style="border: 1px solid black; padding: 2px; width: 60px; margin: 0 auto;">L</div> <p>LAMP</p> <p>Blank None L Lamp (shipped separately)</p>
--	---	---	---	--	---	---

ALTITUDE™

Clemson University, Clemson, South Carolina

This is The Next Revolution in LED Outdoor Lighting.
This is Kim Lighting.




KIM LIGHTING

www.kimlighting.com/products/altitude

 **HUBBELL**
Lighting



ALTITUDE™ LED PicoPrism™ Technology

QS7 10-Day Quick Ship Ordering Guide
 Order Limit Per Fixture Selection: 25 (Contact factory for larger quantities)

ORDERING INFORMATION (Example)

ALT3P70	60L4K	UV	BL	For 4" RD_POLE
FIXTURE	SOURCE	VOLTAGE	FIXTURE FINISH	ARM
ALT3P70 Type III, 700mA	60L4K 60LED 4000K 120L4K 120LED 4000K	UV 120 - 277V	BL Black DB Dark Bronze SG Stealth Gray PS Platinum Silver	For SQ_POLE Square Pole For 4" RD_POLE Round Pole



WARP9® LED PicoPrism™ Technology

QS7 10-Day Quick Ship Ordering Guide
 Order Limit Per Fixture Selection: 25 (Contact factory for larger quantities)

ORDERING INFORMATION (Example)

WP9S3P70	60L4K	UV	BL	For 4" RD_POLE
FIXTURE	SOURCE	VOLTAGE	FIXTURE FINISH	ARM
WP9S3P70 Type III, 700mA WP9L3P70 Type III, 700mA	60L4K 60LED 4000K 120L4K 120LED 4000K	UV 120 - 277V	BL Black DB Dark Bronze SG Stealth Gray PS Platinum Silver	For SQ_POLE Square Pole For 4" RD_POLE Round Pole* * Will fit 4" to 5" poles.



WARP9® LED PicoEmitter™ Technology

QS7 10-Day Quick Ship Ordering Guide
 Order Limit Per Fixture Selection: 25 (Contact factory for larger quantities)

ORDERING INFORMATION (Example)

WP9S3E35	60L4K	UV	BL	For 4" RD_POLE
FIXTURE	SOURCE	VOLTAGE	FIXTURE FINISH	ARM
WP9S3E35 Type III, 350mA WP9L3E35 Type III, 350mA	60L4K 60LED 4000K 120L4K 120LED 4000K	UV 120 - 277V	BL Black DB Dark Bronze SG Stealth Gray PS Platinum Silver	For SQ_POLE Square Pole For 4" RD_POLE Round Pole* * Will fit 4" to 5" poles.



THE ARCHETYPE® LED PicoEmitter™ Technology



10-Day Quick Ship Ordering Guide

Order Limit Per Fixture Selection: 25 (Contact factory for larger quantities)

ORDERING INFORMATION (Example)

SAR3E35	60L4K	UV	BL	For 4" RD_POLE
FIXTURE	SOURCE	VOLTAGE	FIXTURE FINISH	ARM
SAR3E35 Type III, 350mA AR3E35 Type III, 350mA	60L4K 60LED 4000K 120L4K 120LED 4000K	UV 120 - 277V	BL Black DB Dark Bronze SG Stealth Gray PS Platinum Silver	For SQ_POLE Square Pole For 4" RD_POLE Round Pole* *Will fit 4" to 5" poles.



THE ARCHETYPE® HID



10-Day Quick Ship Ordering Guide

Order Limit Per Fixture Selection: 25 (Contact factory for larger quantities)

ORDERING INFORMATION (Example)

SAR3	150PMH	UV	BL	For 4" RD_POLE
FIXTURE	SOURCE	VOLTAGE	FIXTURE FINISH	ARM
SAR3 Type III AR3 Type III	150PMH 150W PMH 400PMH 400W PMH	UV 120 - 277V	BL Black DB Dark Bronze SG Stealth Gray PS Platinum Silver	For SQ_POLE Square Pole For 4" RD_POLE Round Pole* *Will fit 4" to 5" poles.



VANDAL RESISTANT ROUND BOLLARD LED



10-Day Quick Ship Ordering Guide

Order Limit Per Fixture Selection: 25 (Contact factory for larger quantities)

ORDERING INFORMATION (Example)

VRB1	20L4K	UV	BL
FIXTURE	SOURCE	VOLTAGE	FIXTURE FINISH
VRB1 Vandal Resistant Bollard	20L4K 20LED 4000K	UV 120 - 277V	BL Black DB Dark Bronze SG Stealth Gray PS Platinum Silver



WALL DIRECTOR LED PicoEmitter™ Technology



10-Day Quick Ship Ordering Guide

Order Limit Per Fixture Selection: 25 (Contact factory for larger quantities)

ORDERING INFORMATION (Example)

WD14D

FIXTURE

WD14D3E35 Wall Director 14" - DOWN,
Type III, 350mA

60L4K

SOURCE

60L4K 60LED 4000K

UV

VOLTAGE

UV 120 - 277V

BL

FIXTURE FINISH

BL Black
DB Dark Bronze
SG Stealth Gray
PS Platinum Silver



SQUARE STEEL POLES - 4" (Non Tapered)



10-Day Quick Ship Ordering Guide

Order Limit Per Fixture Selection: 25 (Contact factory for larger quantities)

ORDERING INFORMATION (Example)

KSS20

LENGTH

KSS16 16 ft.
KSS20 19.5 ft.
KSS25 25 ft.

4120A

GAUGE

4120A 4" x 11 Gauge,
single mount

LG

FIXTURE FINISH

BL Black
DB Dark Bronze
SG Stealth Gray
PS Platinum Silver



ROUND STEEL POLES - 4" (Non Tapered)



10-Day Quick Ship Ordering Guide

Order Limit Per Fixture Selection: 25 (Contact factory for larger quantities)

ORDERING INFORMATION (Example)

KRS14

LENGTH

KRS14 14 ft.
KRS20 19.5 ft.

4120A

GAUGE/MOUNT

4120A 4" x 11 Gauge,
single mount

BL

FIXTURE FINISH

BL Black
DB Dark Bronze
SG Stealth Gray
PS Platinum Silver



Sign/Wall Lighter - Accent Lighting



10-Day Quick Ship Ordering Guide

Order Limit Per Fixture Selection: 25 (Contact factory for larger quantities)

ORDERING INFORMATION (Example)

4348	P70/32L4KUV	BL
LENGTH	SOURCE	FIXTURE FINISH
4348 49 in.	P70/32L4KUV 700mA, 32 LEDs, 4000K, 120 to 277V	BL Black DB Dark Bronze VG Verde Green



Sign/Wall Lighter - Accent Lighting



Regional Distribution Center Stock List

Part Number	Catalog Number	UPC Code	Description	CA 03	IL 06	PA 10	SC 07	Wt. each	Ctn. Qty.	Price
4348/132T8/DB	4348/132T8/DB		(1) 32W T-8 Lamp, 120-277V, Extruded Alum., Dark Bronze	●				21	1	



Bullet-Accent Lighting



Regional Distribution Center Stock List

Part Number	Catalog Number	UPC Code	Description	CA 03	IL 06	PA 10	SC 07	Wt. each	Ctn. Qty.	Price
EL220BL	EL220BL		150W PAR38 Incand./Hal., 150W R40 Incand., 120V, Die-Cast Alum., Black	●				6	1	
EL220GR	EL220GR		150W PAR38 Incand./Hal., 150W R40 Incand., 120V, Die-Cast Alum., Green				●	6	1	



Minivault-In-Grade Lighting



Regional Distribution Center Stock List

Part Number	Catalog Number	UPC Code	Description	CA 03	IL 06	PA 10	SC 07	Wt. each	Ctn. Qty.	Price
LTV764	LTV764		50W, MR16, Bi-Pin Socket, Natural Brass				●	5	1	
LTV768/9L3KUV	LTV768/9L3KUV		10W, 9 LED's, 3000K, 120-277V, Wide Flood, Die-Cast Brass	●				5	1	



Round Hood - Accent Lighting



Regional Distribution Center Stock List

Part Number	Catalog Number	UPC Code	Description	CA 03	IL 06	PA 10	SC 07	Wt. each	Ctn. Qty.	Price
KLV201BL	KLV201BL		20-70W, MR16 Bipin Hal., 12V, Die-Cast Alum., Black	●				2	1	
KLVL202BL	KLVL202BL		10W, 3LED's, 3000K, 12V, Black	●				2	1	



Square Hood - Accent Lighting



Regional Distribution Center Stock List

Part Number	Catalog Number	UPC Code	Description	CA 03	IL 06	PA 10	SC 07	Wt. each	Ctn. Qty.	Price
EL205BL	EL205BL		50W, PAR20 Hal., 50W, R20 Incand., 120V, Die-Cast Alum., Black	●				3	1	
KLV205BL	KLV205BL		20-75W, MR16 Bipin Hal., 12V, Die-Cast Alum., Black	●				3	1	
KLVL206BL	KLVL206BL		10W, 3 LED's, 3000K, 12V, Die-Cast Alum., Black	●				3	1	
EL210BL	EL210BL		150W, PAR38 Incand./Hal., 120V, Die-Cast Alum., Black	●				3	1	



Spun - Accent Lighting



Regional Distribution Center Stock List

Part Number	Catalog Number	UPC Code	Description	CA 03	IL 06	PA 10	SC 07	Wt. each	Ctn. Qty.	Price
C14	C14		50W, PAR20 Hal., 50W R20 Incand., 120V, Spun Copper, Cast Bronze, Natural Copper				●	3	1	
C15	C15		50W, PAR20 Hal., 50W R20 Incand., 120V, Spun Copper, Cast Bronze, Verde Copper				●	3	1	




Spun Copper Bullet - Accent Lighting



Regional Distribution Center Stock List

Part Number	Catalog Number	UPC Code	Description	CA 03	IL 06	PA 10	SC 07	Wt. each	Ctn. Qty.	Price
C24	C24		150W, PAR38 Incand./Hal., 150W, R40 Incand., 120V, Spun Copper, Cast Bronze, Natural				●	3	1	



Well Light



Regional Distribution Center Stock List

Part Number	Catalog Number	UPC Code	Description	CA 03	IL 06	PA 10	SC 07	Wt. each	Ctn. Qty.	Price
C54	C54		150W, Par38 Incand/Hal, 120V, Spun Copper, Cast Bronze				●	1	1	



Micro-Flood-Accent Lighting



Regional Distribution Center Stock List

Part Number	Catalog Number	UPC Code	Description	CA 03	IL 06	PA 10	SC 07	Wt. each	Ctn. Qty.	Price
KLV215BL	KLV215BL		20-50W T-3 or T-4 Bipin Hal., 20-50W TM16 Bipin Hal., 12V, Black	●				3	1	
KLV216BL	KLV216BL		20-50W TMR16 Bipin Hal., 12V, Die-Cast Alum., Black	●				3	1	
KLV216GR	KLV216GR		50-100W Mini-can Hal. 120V, Die-Cast Alum., Verde Green	●				3	1	
EL218F3/8L3KUV/BL	EL218F3/8L3KUV/BL		10W, 8 LED's, 3000K, 120-277v, Die-Cast Aluminum, Black	●				3	1	
BD215BL	BD215BL		Barn Door for Micro-Flood, Black	●				3	1	
FH215BL	FH215BL		Hixed Hood for Micro-Flood, Black	●				3	1	



Ravenna Highlighter - Path Lighting



Regional Distribution Center Stock List

Part Number	Catalog Number	UPC Code	Description	CA 03	IL 06	PA 10	SC 07	Wt. each	Ctn. Qty.	Price
KLVL171BL	KLVL171BL		10W, 3 LED's, 3000K, 12V, Die-Cast Alum, Black	●				5	1	
KLVL176NB	KLVL176NB		10W, 3 LED's, 3000K, 12V, Die-Cast Brass, Natural	●				5	1	



Ravenna Lowlighter - Path Lighting



Regional Distribution Center Stock List

Part Number	Catalog Number	UPC Code	Description	CA 03	IL 06	PA 10	SC 07	Wt. each	Ctn. Qty.	Price
KLVL271BL	KLVL271BL		10W, 3 LED's, 3000K, 12V, Die-Cast Alum, Black	●				5	1	
BN275NB	BN275NB		20-50W, MR16 Bipin Hal., 120V, Die-Cast Brass, Natural Bronze				●	5	1	
KLVL276NB	KLVL276NB		10W, 3 LED's, 3000K, 12V, Die-Cast Brass, Natural Bronze	●				5	1	



Scarab - Accent Lighting

35 SCHEDULED
STOCK
SHIPMENTS

Regional Distribution Center Stock List

Part Number	Catalog Number	UPC Code	Description	CA 03	IL 06	PA 10	SC 07	Wt. each	Ctn. Qty.	Price
C700F3/7L3KUV/NB	C700F3/7L3KUV/NB		9W, 7 LED's, 3000K, 120-277V, Die-Cast Brass, Natural	●				5	1	
C725NB	C725NB		35-50W, PAR20 Hal., 120V, Die-Cast Brass, Natural Bronze				●	5	1	
C735NB	C735NB		50-75W, PAR30 Hal., 120V, Die-Cast Brass, Natural Bronze				●	6	1	
C745NB	C745NB		45-150W, PAR38 Incand., Hal., 120V, Die Cast Brass, Natural Bronze				●	7	1	
EL700F3/7L3KUV/BL	EL700F3/7L3KUV/BL		9W, 7 LED's, 3000K, 120-277V, Die-Cast Alum, Black	●				3	1	
EL700F3/9L3KUV/BL	EL700F3/9L3KUV/BL		11W, 9 LED's, 3000K, 120-277V, Die-Cast Alum, Black	●				3	1	
EL700F3/12L3KUV/BL	EL700F3/12L3KUV/BL		14W, 12 LED's, 3000K, 120-277V, Die-Cast Alum, Black	●				3	1	
EL720BL	EL720BL		35-50W, PAR20 Hal., 120V, Die-Cast Alum., Black	●				3	1	
EL730BL	EL730BL		50-75W, PAR30 Hal., 120V, Die-Cast Alum., Black	●				3	1	
EL730GR	EL730GR		50-75W, PAR30 Hal., 120V, Die-Cast Alum., Green	●				3	1	
EL740BL	EL740BL		45-150W, PAR38 Incand., Hal., 120V, Die-Cast Alum., Black	●				4	1	
EL740DB	EL740DB		45-150W, PAR38 Incand., Hal., 120V, Die-Cast Alum., Dark Bronze	●				4	1	
EL740GR	EL740GR		45-150W, PAR38 Incand., Hal., 120V, Die-Cast Alum., Green	●				4	1	
KLV710BL	KLV710BL		20-50W, MR16 Bipin Hal., 12V, Die-Cast Alum., Black	●				2	1	
KLVL711BL	KLVL711BL		10W, 3 LED's, 3000K, 12V, Die-Cast Alum, Black	●				2	1	
KLV715NB	KLV715NB		20-50W, MR16 Bipin Hal., 12V, Die-Cast Brass, Natural Bronze	●				2	1	
KLVL716NB	KLVL716NB		10W, 3 LED's, 3000K, 12V, Die-Cast Brass, Natural	●				2	1	
KLV725NB	KLV725NB		20-75W, MR16 Bipin Hal., 12V, Die-Cast Brass, Natural Bronze	●				5	1	



Traditional - Path Lighting



Regional Distribution Center Stock List

Part Number	Catalog Number	UPC Code	Description	CA 03	IL 06	PA 10	SC 07	Wt. each	Ctn. Qty.	Price
EL190/3L3KUV/BL	EL190/3L3KUV/BL		4W, 3 LED's, 3000K, 120-277V, Die-Cast Alum, Black	●				6	1	
KLV190/3L3KUV/BL	KLV190/3L3KUV/BL		4W, 3 LED's, 3000K, 12V, Die-Cast Alum, Black	●				6	1	
BN192/3L3KUV/NB	BN192/3L3KUV/NB		4W, 3 LED's, 3000K, 120-277V, Die-Cast Alum, Natural Brass	●				6	1	
KLV192/3L3KUV/NB	KLV192/3L3KUV/NB		4W, 3 LED's, 3000K, 12V, Die-Cast Alum, Natural Brass	●				6	1	
H80BL	H80BL		Cone Hood for Traditional, Spun Alum., Black	●				1-1/2	1	
H80NB	H80NB		Cone Hood for Traditional, Spun Copper, Natural Brass	●				2-1/2	1	
H70BL	H70BL		Mushroom Hood for Traditional, Spun Alum., Black	●				1	1	
H70NB	H70NB		Mushroom Hood for Traditional, Spun Copper, Natural Brass	●				1	1	
H60BL	H60BL		Pagoda Hood for Traditional, Spun Alum., Black	●				1	1	
H60NB	H60NB		Pagoda Hood for Traditional, Spun Copper, Natural Brass	●				1	1	



Mushroom - Path Lighting



Regional Distribution Center Stock List

Part Number	Catalog Number	UPC Code	Description	CA 03	IL 06	PA 10	SC 07	Wt. each	Ctn. Qty.	Price
EL115GR	EL115GR		40W, A-19 Incand., 120V, Die-Cast Alum., Verde Green				●	4	1	



12V/120V Landscape Accessories



Regional Distribution Center Stock List

Part Number	Catalog Number	UPC Code	Description	CA 03	IL 06	PA 10	SC 07	Wt. each	Ctn. Qty.	Price
KLV427	KLV427		500' #12-2 12V Cable	●				55	1	
KLV432	KLV432		500' #8-2 12V Cable	●				110	1	
KLV415BL	KLV415BL		1-5/8" dia., extruded Alum. with Die-Cast ends, Black	●				1	1	
KLV405BL	KLV405BL		2-1/4" dia., die-cast Alum. with 1/2" NPSM fixture mount, Black	●				1	1	
KLV410	KLV410		Two-piece connector, injection molded in black Valox	●				1	1	
KLV400BL	KLV400BL		Die-Cast Alum. with 1/2" NPSM fixture mount for low voltage, Black	●				1	1	
EP17	EP17		Landscape lighting Post by Engineered Products Co.	●			●	1	1	
J-27N/BL-P	J-27N/BL-P		Die-Cast Alum. with 1/2" NPSM fixture mount, Black	●				2	1	
JBR2	JBR2		Die-Cast Brass Junction Box, (2) 1/2" NPT in bottom	●			●	4	1	
JBR3	JBR3		Die-Cast Brass Junction Box, (2) 3/4" NPT in bottom	●			●	4	1	
JBR4	JBR4		Composite Junction Box, (2) 3/4" NPT Knockouts in bottom, (4) 3/4" on sides	●				4	1	
JBR30	JBR30		Die-Cast Brass J-Box, (2) 1/2" NPT in bottom, (2) 19" long stakes- No cord	●			●	1	1	
JBR32	JBR32		Die-Cast Brass J-Box, (2) 1/2" NPT in bottom, (2) 19" long stakes- with 9' cord	●			●	1	1	
JB1/BL-P	JB1/BL-P		Die-Cast Alum J-Box., (2) 1/2" NPSM in bottom, Black	●			●	4	1	
JWBL	JWBL		Die-Cast Alum. Wall Plate, Black	●				4	1	
KLV-TC24	KLV-TC24		Timed control for on-off function, 15 min. resolution with manual override	●				1	1	
KLV-PC1	KLV-PC1		Button type enclosure with 1/2" NPT locknut, direct-mount, on-off control	●				1	1	
KLV600	KLV600		200W, 120V input, stainless steel compartment, multi-tap 12-15V output	●				17	1	
KLV605	KLV605		300W, 120V input, stainless steel compartment, multi-tap 12-15V output	●				18	1	
KLV620	KLV620		600W, 120V input, stainless steel compartment, multi-tap 12-15V output	●				31	1	
KLV625	KLV625		900W, 120V input, stainless steel compartment, multi-tap 12-15V output	●				33	1	
KLV640	KLV640		300W, 120 or 277V input, stainless steel burial enclosure, multi-tap 12-15V output	●				18	1	
KLV645	KLV645		600W, 120 or 277V input, stainless steel burial enclosure, multi-tap 12-15V output	●				31	1	



Lightvault Accessories


35 SCHEDULED STOCK SHIPMENTS

Regional Distribution Center Stock List

Part Number	Catalog Number	UPC Code	Description	CA 03	IL 06	PA 10	SC 07	Wt. each	Ctn. Qty.	Price
LTV81PI	LTV81PI		Pour Box, LTV81	●				1	1	
LTV82PI	LTV82PI		Pour Box, LTV82	●				1	1	
LTV83PI	LTV83PI		Pour Box, LTV83	●				1	1	
RCA81	RCA81		Rebar Cage Anchor, LTV81	●				1	1	
RCA82	RCA82		Rebar Cage Anchor, LTV82	●				1	1	
RCA83	RCA83		Rebar Cage Anchor, LTV83	●				1	1	

Lightvault 8

LIGHTVAULT® 8

 **Bluetooth**® Wireless Adjustable Aiming & Dimming.
Sealed LED Light Engine.



<http://www.kimlighting.com/lv8/>



The **Bluetooth** word mark and logos are registered trademarks owned by Bluetooth SIG, Inc. and any use of such marks by Kim Lighting is under license.





PROV/PROL - Providence® Medium/Large Housing Scale

QS  20-Day Quick Ship Ordering Guide
Order Limit Per Fixture Selection: 25

PROV/PROL		COLORS	
MODEL		AWT Arctic White	
PROV (32 light emitting diode array. 120 thru 277 volt, 50/60 Hz)		BLK Black	
Neutral White (4200K)		MTB Matte Black	
PROV-T3-32LED-4K-450-STND_MT	IES Type 3 distribution. 450 mA. 48 watts. Standard mount.	DGN Dark Green	
PROV-T3-32LED-4K-700-STND_MT	IES Type 3 distribution. 700 mA. 75 watts. Standard mount.	DBZ Dark Bronze	
PROV-T5-32LED-4K-450-STND_MT	IES Type 5 distribution. 450 mA. 48 watts. Standard mount.	WRZ Weathered Bronze	
PROV-T5-32LED-4K-700-STND_MT	IES Type 5 distribution. 700 mA. 75 watts. Standard mount.	BRM Metallic Bronze	
PROL (56 light emitting diode array. 120 thru 277 volt, 50/60 Hz)		VBL Verde Blue	
Neutral White (4200K)		CRT Corten	
PROL-T3-56LED-4K-450-STND_MT	IES Type 3 distribution. 450 mA. 85 watts. Standard mount.	MAL Matte Aluminum	
PROL-T3-56LED-4K-700-STND_MT	IES Type 3 distribution. 700 mA. 132 watts. Standard mount.	MDG Medium Grey	
PROL-T5-56LED-4K-450-STND_MT	IES Type 5 distribution. 450 mA. 85 watts. Standard mount.	ATG Antique Green	
PROL-T5-56LED-4K-700-STND_MT	IES Type 5 distribution. 700 mA. 132 watts. Standard mount.	LGY Light Grey	



UCM/UCL - Universe® Medium/Large Housing Scale

QS  20-Day Quick Ship Ordering Guide
Order Limit Per Fixture Selection: 25

UCM/UCL		COLORS		MOUNTING	
MODEL		AWT Arctic White		Contemporary Arms	
UCM (32 light emitting diode array. 120 thru 277 volt, 50/60 Hz)		BLK Black		SLA7 Slip over a 4" O.D. pole	
Neutral White (4200K)		MTB Matte Black		SLA17 Slip over a 4" O.D. pole	
UCM-BEL-T3-32LED-4K-450	Type 3. Bell hood, 450 mA. 48 watts.	DGN Dark Green			
UCM-BEL-T3-32LED-4K-700	Type 3. Bell hood, 700 mA. 75 watts.	DBZ Dark Bronze			
UCM-BEL-T5-32LED-4K-450	Type 5. Bell hood, 450 mA. 48 watts.	WRZ Weathered Bronze			
UCM-BEL-T5-32LED-4K-700	Type 5. Bell hood, 700 mA. 75 watts.	BRM Metallic Bronze			
UCM-ANG-SR-T3-32LED-4K-450	Type 3. Angled hood, Solid rings luminous element, 450 mA. 48 watts.	VBL Verde Blue			
UCM-ANG-SR-T3-32LED-4K-700	Type 3. Angled hood, Solid rings luminous element, 700 mA. 75 watts.	CRT Corten			
UCM-ANG-SR-T5-32LED-4K-450	Type 5. Angled hood, Solid rings luminous element, 450 mA. 48 watts.	MAL Matte Aluminum			
UCM-ANG-SR-T5-32LED-4K-700	Type 3. Angled hood, Solid rings luminous element, 700 mA. 75 watts.	MDG Medium Grey			
UCL (56 light emitting diode array. 120 thru 277 volt, 50/60 Hz)		ATG Antique Green			
Neutral White (4200K)		LGY Light Grey			
UCL-BEL-T3-56LED-4K-450	Type 3. Bell hood, 450 mA. 85 watts.				
UCL-BEL-T3-56LED-4K-700	Type 3. Bell hood, 700 mA. 132 watts.				
UCL-BEL-T5-56LED-4K-450	Type 5. Bell hood, 450 mA. 85 watts.				
UCL-BEL-T5-56LED-4K-700	Type 5. Bell hood, 700 mA. 132 watts.				





Large Viper LED Luminaire



10-Day Quick Ship Ordering Guide

Order Limit Per Fixture Selection: 15

CATALOG NUMBER	DESCRIPTION	CCT	WT. EACH	LUMENS	WATTS
VPL-64-N135-5K-T3-U-RA-BZT	Viper, 64LED, 5000K CCT, Type 3, Rectangular Arm, Bronze	5000K	25	12414	135
VPL-64-N135-5K-T4-U-RA-BZT	Viper, 64LED, 5000K CCT, Type 4, Rectangular Arm, Bronze	5000K	25	12226	135
VPL-96-N280-5K-T3-U-RA-BZT	Viper, 96LED, 5000K CCT, Type 3, Rectangular Arm, Bronze	5000K	25	24664	280
VPL-96-N280-5K-T4-U-RA-BZT	Viper, 96LED, 5000K CCT, Type 4, Rectangular Arm, Bronze	5000K	25	24195	280



Small Viper LED Luminaire




10-Day Quick Ship Ordering Guide

Order Limit Per Fixture Selection: 15

CATALOG NUMBER	DESCRIPTION	CCT	WT. EACH	LUMENS	WATTS
VPS-30-N70-5K-T3-U-RA-BZT	Viper, 30LED, 5000K CCT, Type 3, Rectangular Arm, Bronze	5000K	15	6422	70
VPS-30-N70-5K-T4-U-RA-BZT	Viper, 30LED, 5000K CCT, Type 4, Rectangular Arm, Bronze	5000K	15	6334	70
VPS-30-N90-5K-T3-U-RA-BZT	Viper, 30LED, 5000K CCT, Type 3, Rectangular Arm, Bronze	5000K	15	7707	90
VPS-30-N90-5K-T4-U-RA-BZT	Viper, 30LED, 5000K CCT, Type 4, Rectangular Arm, Bronze	5000K	15	7615	90



CLED - Surface Mount Canopy



Regional Distribution Center Stock List

LED

Part Number	Catalog Number	UPC Code	Description	VA 08	Wt. each	# on Pallet	Price
CLED-HL-7-UNV-S-5-WH	CLED-HL-7-UNV-S-5-WH	N/A	Surface Mount Canopy, HL, White	•	19.0	42	
CLED-HL-7-UNV-S-5-DB	CLED-HL-7-UNV-S-5-DB	N/A	Surface Mount Canopy, HL, Dark Bronze	•	19.0	42	
CLED-LL-7-UNV-S-5-WH	CLED-LL-7-UNV-S-5-WH	N/A	Surface Mount Canopy, LL, White	•	19.0	42	
CLED-LW-7-UNV-S-5-WH	CLED-LW-7-UNV-S-5-WH	N/A	Surface Mount Canopy, LW, White	•	19.0	42	

No Minimum. Contact factory for any orders over 150 pieces.





PG Series

- Outdoor Emergency Lighting Unit
- 120/277 VAC
- LED Light Engine
- Wet Location Listed
- Wall Mounting



Regional Distribution Center Stock List

Part Number	Catalog Number	UPC Code	Description	CA 03	IL 06	PA 10	SC 07	Wt. each	Ctn. Qty	Price
PGW	PGW	782520862060	Wet Location Outdoor Emergency Lighting Unit, White Housing, Spectron® Circuitry	•			•	6.20 lbs.	6	
PGZ	PGZ	782520862077	Wet Location Outdoor Emergency Lighting Unit, Dark Bronze Housing, Spectron® Circuitry	•			•	6.20 lbs.	6	
PGP	PGP	782520862084	Wet Location Outdoor Emergency Lighting Unit, Platinum Silver Housing, Spectron® Circuitry	•			•	6.20 lbs.	6	
PGB	PGB	782520862459	Wet Location Outdoor Emergency Lighting Unit, Black Housing, Spectron® Circuitry	•			•	6.20 lbs.	6	
PGW-HTR	PGW-HTR	782520862091	Wet Location Outdoor Emergency Lighting Unit, White Housing, With Battery Heater, Spectron® Circuitry		•	•		6.50 lbs.	6	
PGZ-HTR	PGZ-HTR	782520862107	Wet Location Outdoor Emergency Lighting Unit, Dark Bronze Housing, With Battery Heater, Spectron® Circuitry		•	•		6.50 lbs.	6	
PGP-HTR	PGP-HTR	782520862114	Wet Location Outdoor Emergency Lighting Unit, Platinum Silver Housing, With Battery Heater, Spectron® Circuitry		•	•		6.50 lbs.	6	
PGB-HTR	PGB-HTR	782520862466	Wet Location Outdoor Emergency Lighting Unit, Black Housing, with Battery Heater, Spectron® Circuitry		•	•		6.50 lbs.	6	




PGN Series

- Indoor/Outdoor Emergency Sconce
- 120/277 VAC
- Wall Mounting
- Wet Location Listed
- LED Light Engine



Regional Distribution Center Stock List

Part Number	Catalog Number	UPC Code	Description	CA 03	IL 06	PA 10	SC 07	Wt. each	Ctn. Qty	Price
PGNW	PGNW	782520862589	LED Emergency/Normally On Lighting Unit, White Housing, Wet Location	•			•	6.00 lbs.	6	
PGNZ	PGNZ	782520862602	LED Emergency/Normally On Lighting Unit, Dark Bronze Housing, Wet Location	•	•		•	6.00 lbs.	6	
PGNP	PGNP	782520862596	LED Emergency/Normally On Lighting Unit, Silver Housing, Wet Location	•			•	6.00 lbs.	6	
PGNB	PGNB	782520862572	LED Emergency/Normally On Lighting Unit, Black Housing, Wet Location	•			•	6.00 lbs.	6	



PGF1 Series

- High Performance LED Sconce
- 120/277 VAC
- LED Light Engine

- Wall Mounting
- Wet Location Listed
- Optional Photo-cell (120VAC)



Regional Distribution Center Stock List

Part Number	Catalog Number	UPC Code	Description	CA 03	IL 06	PA 10	SC 07	Wt. each	Ctn. Qty	Price
93037696	PGF1Z	782520866082	LED Based Sconce, UL1598 Wet Location, Dark Bronze	●			●	6.00 lbs.	6	
93037700	PGF1Z-PC1	782520866099	LED Based Sconce, UL1598 Wet Location, Dark Bronze, with 120VAC Photo-cell	●			●	6.00 lbs.	6	
93037695	PGF1P	782520866105	LED Based Sconce, UL1598 Wet Location, Platinum Silver	●			●	6.00 lbs.	6	
93037699	PGF1P-PC1	782520866112	LED Based Sconce, UL1598 Wet Location, Platinum Silver, with 120VAC Photo-cell	●			●	6.00 lbs.	6	




EV Series

- Dual Voltage
- 120/277 VAC
- Wall or Ceiling Mounting



Regional Distribution Center Stock List

Part Number	Catalog Number	UPC Code	Description	CA 03	IL 06	PA 10	SC 07	Wt. each	Ctn. Qty	Price
93036776	EV2	782520865405	2 Head White LED Emergency Unit	●	●	●	●	2.00 lbs.	12	
93036777	EV2D	782520865412	2 Head White LED Emergency Unit, Damp Listed	●			●	2.00 lbs.	12	
93036778	EV2DI	782520865429	2 Head White LED with Spectron® Self-Diag., Damp Listed	●	●		●	2.00 lbs.	12	
93036783	EV4D	782520865474	2 Head White LED, Remote Capacity, Damp Listed	●			●	2.00 lbs.	12	
93036784	EV4DI	782520865481	2 Head White LED, Remote Capacity, Spectron® Self-Diag., Damp Listed	●			●	2.00 lbs.	12	
93036780	EV2DB	782520865443	2 Head Black LED Emergency Unit, Damp Listed	●	●		●	2.00 lbs.	12	
93036786	EV4DB	782520865504	2 Head Black LED, Remote Capacity, Damp Listed	●				2.00 lbs.	12	
93036779	EV2DI-24K	782520865436	2 Head White LED, Spectron® Self-Diag., 220-240VAC, Damp Listed	●			●	2.00 lbs.	12	
93048744	EV4D-02L	782520866785	2 Head White LED, 2 Watt Lamps, Damp Listed	●			●	2.00 lbs.	12	
93048745	EV4DI-02L	782520866792	2 Head White, 2 Watt Lamps, Spectron® Self-Diag., Damp Listed	●			●	2.00 lbs.	12	
93052403	EV4D-02L-0	782520867058	No Heads Housing to Drive (2) 2 Watt Lamps, Damp Listed	●			●	2.00 lbs.	12	
93052404	EV4DI-02L-0	782520867065	No Heads Housing to Drive (2) 2 Watt Lamps, Spectron®, Damp Listed	●			●	2.00 lbs.	12	



Ridgeline Series

- Outdoor Emergency Light
- UL924
- 120/277 VAC
- Wet Location Listed
- Wall and Ceiling Mounting



Regional Distribution Center Stock List

Part Number	Catalog Number	UPC Code	Description	CA 03	IL 06	PA 10	SC 07	Wt. each	Ctn. Qty	Price
NRG304BE	NRG304BE	782520862145	Outdoor Emergency Perimeter Wall-Pack	•			•	10.0 lbs.	6	
WGC42FE	WGC42FE	782520862121	Ceiling Mounted Emergency Light	•				12.5 lbs.	6	
C942FE	C942FE	782520862138	Full cutoff Emergency Wall-Pack	•				11.5 lbs.	6	



EZ-2™ Series

- 120/277VAC
- Surface Mounting
- Dual Voltage



Regional Distribution Center Stock List

Part Number	Catalog Number	UPC Code	Description	CA 03	IL 06	PA 10	SC 07	Wt. each	Ctn. Qty	Price
EZ-2	EZ-2	782520430023	6V 10.8W, White Housing	•	•	•	•	5.00 lbs.	6	
EZ-2-D	EZ-2-D	782520840365	6V 10.8W, White Housing, Damp Listed	•	•		•	6.00 lbs.	6	
EZ-2-V	EZ-2-V	782520837495	6V 10.8W, White Housing, Voltmeter			•		5.20 lbs.	6	
EZ-2I	EZ-2I	782520837501	6V 14.4W, White Housing, Spectron® Circuitry	•	•	•	•	6.00 lbs.	6	



EVHC Series

- High Output
- 120/277VAC
- Wall or Ceiling Mounting
- Dual Voltage
- Damp Listed



Regional Distribution Center Stock List

Part Number	Catalog Number	UPC Code	Description	CA 03	IL 06	PA 10	SC 07	Wt. each	Ctn. Qty	Price
93050453	EVHC6	782520866839	326 Lumen Lamphead, White Finish	●	●		●	3.00 lbs.	6	
93050454	EVHC6I	782520866846	326 Lumen Lamphead, Spectron® Self-Diag., White Finish	●	●		●	3.00 lbs.	6	
93050457	EVHC12	782520866877	326 Lumen Lamphead, Remote Capacity, White Finish	●			●	3.22 lbs.	6	
93050458	EVHC12I	782520866884	326 Lumen Lamphead, Remote Capacity, Spectron®, White Finish	●			●	3.22 lbs.	6	
93050459	EVHC12-06L	782520866891	546 Lumen Lamphead, White Finish	●			●	3.22 lbs.	6	
93050460	EVHC12I-06L	782520866907	546 Lumen Lamphead, Spectron® Self-Diag., White Finish	●			●	3.22 lbs.	6	
93050456	EVHC6-B	782520866860	326 Lumen Lamphead, Black Finish	●			●	3.00 lbs.	6	
93050690	EVHCR2	782520867249	326 lumen lamp-head remote head, white finish	●	●		●	2.50 lbs.	6	
93059794	EVHC6-BC	782520867379	326 lumen lamp-head, white finish, battery compartment	●	●		●	3.00 lbs.	6	
93059795	EVHC6I-BC	782520867386	326 lumen lamp-head, Spectron, white finish, battery compartment	●	●		●	3.00 lbs.	6	
93059796	EVHC12-BC	782520867393	326 lumen lamp-head, remote capacity, white finish, battery comp.	●			●	3.50 lbs.	6	
93059797	EVHC12I-BC	782520867409	326 lumen lamp-head, Spectron Self Diag., white finish, battery comp.	●			●	3.50 lbs.	6	



LZ Series

- 5W MR16 Halogen Lamps
- Dual Voltage
- 120/277 VAC
- Remote Capacity



Regional Distribution Center Stock List

Part Number	Catalog Number	UPC Code	Description	CA 03	IL 06	PA 10	SC 07	Wt. each	Ctn. Qty	Price
LZ2	LZ2	782520836740	6V 10W, White Housing	●	●	●	●	5.00 lbs.	6	
LZ2D	LZ2D	782520836788	6V 10W, White Housing, Damp Listed	●			●	5.00 lbs.	6	
LZ15	LZ15	782520852450	6V 15W, White Housing, Remote Capacity	●	●	●		6.00 lbs.	6	
LZ2-V	LZ2-V	782520837280	6V 10W, White Housing, Voltmeter			●		5.00 lbs.	6	
LZ2-B	LZ2-B	782520837280	6V 10W, Black Housing	●	●		●	5.00 lbs.	6	
LZ2DI	LZ2DI	782520849436	6V 10W, White Housing, Damp Listed, Spectron® Circuitry	●	●		●	5.00 lbs.	6	
LZ30	LZ30	782520837907	6V 30W, White Housing	●	●	●	●	8.40 lbs.	4	
LZ30-10W	LZ30-10W	782520851361	6V 30W, White Housing, Optional 10W Halogen Lamps	●	●			8.40 lbs.	4	
LZ30I	LZ30I	782520840419	6V 30W, White Housing, Spectron® Circuitry	●			●	8.40 lbs.	4	



T-Grid Series

- 120/277 VAC
- Recessed Emergency Light
- Dual Voltage



Regional Distribution Center Stock List

Part Number	Catalog Number	UPC Code	Description	CA 03	IL 06	PA 10	SC 07	Wt. each	Ctn. Qty	Price
TG15	TG15	782520852269	6V 15W, White (No Remote Capacity)	●				12.40 lbs.	1	
TG30	TG30	782520852290	6V 30W, White, Remote Capacity	●				13.58 lbs.	1	
TG50-12V	TG50-12V	782520852320	12V 50W, White, Remote Capacity	●				13.58 lbs.	1	



EZ-2R Series

- 120/277 VAC
- Dual Voltage
- Recessed Mounting



Regional Distribution Center Stock List

Part Number	Catalog Number	UPC Code	Description	CA 03	IL 06	PA 10	SC 07	Wt. each	Ctn. Qty	Price
EZ-2R	EZ-2R	782520812065	6V 10.8W, Beige Housing	●	●	●	●	7.00 lbs.	7	
EZ-2RI	EZ-2RI	782520851422	6V 14.4W, Beige Housing, Spectron® Circuitry	●	●			7.00 lbs.	7	
F-CBM	F-CBM	782520812072	Troffer Mounting Kit				●	0.50 lbs.	1	



LM Series

- 120/277 VAC
- Metal Housing & Cover
- Remote Capacity
- Dual Voltage



Regional Distribution Center Stock List

Part Number	Catalog Number	UPC Code	Description	CA 03	IL 06	PA 10	SC 07	Wt. each	Ctn. Qty	Price
LM2	LM2	782520843724	6V 14.4W, White (No Remote Capacity)	●	●	●	●	9.01 lbs.	1	
LM16	LM16	782520843731	6V 16W, White (No Remote Capacity)	●	●	●		9.10 lbs.	1	
LM16I	LM16I	782520851651	6V 16W, White (No Remote Capacity), Spectron® Circuitry	●			●	9.10 lbs.	1	
LM24CH	LM24CH	782520844288	6V 24W, Chicago Approved, White		●			10.00 lbs.	1	
LM36CH	LM36CH	782520844295	6V, 36W, Chicago Approved, White		●			11.60 lbs	1	
LM33	LM33	782520843748	6V 33W, White	●	●	●	●	11.30 lbs.	1	
LM33I	LM33I	782520851705	6V 33W, White, Spectron® Circuitry	●				11.30 lbs.	1	
LM40	LM40	782520843755	6V 40W, White	●			●	12.40 lbs.	1	
LM40-12V	LM40-12V	782520843816	12V 40W, White	●			●	12.40 lbs.	1	
LM66	LM66	782520843779	6V 66W, White	●		●		19.10 lbs.	1	
LM66-V	LM66-V	782520843779	6V 66W, White, Voltmeter			●		19.10 lbs.	1	
LM66I	LM66I	782520851866	6V 66W, White, Spectron® Circuitry				●	19.01 lbs.	1	
LM66-12V	LM66-12V	782520843830	12V 66W, White	●		●		19.10 lbs.	1	
LM80	LM80	782520843786	6V 80W, White				●	22.00 lbs.	1	
LM80-12V	LM80-12V	782520843847	12V 80W, White	●				21.70 lbs.	1	
LM130	LM130	782520843809	6V 130W, White	●				28.60 lbs.	1	
LM130-12V	LM130-12V	782520843861	12V 130W, White	●			●	28.40 lbs.	1	



Dynamo Series

- NEMA4X Industrial High Lumen LED Emergency Light
- Fully Adjustable LED Lamphood
- Includes Universal Mounting Plate
- Wet Location or NEMA4X Application



Regional Distribution Center Stock List

Part Number	Catalog Number	UPC Code	Description	CA 03	IL 06	PA 10	SC 07	Wt. each	Ctn. Qty	Price
93048720	DYN6	782520867416	6 Watt Capacity, 3 Watt Heads, Wet Location (10° to 50°C)	●			●	8.00 lbs.	4	
93048722	DYN6I	782520867423	6 Watt Capacity, 3 Watt Heads, Self-diag., Wet Location (10° to 50°C)	●			●	8.00 lbs.	4	
93048721	DYN6I-4X	782520867447	6 Watt Capacity, 3 Watt Heads, Self-diag., NEMA4X (10° to 50°C)	●			●	8.00 lbs.	4	
93048723	DYN12	782520867478	12 Watt Capacity, 3 Watt Heads, Wet Location (10° to 50°C)	●			●	10.00 lbs.	4	
93048725	DYN12-4X	782520867485	12 Watt Capacity, 3 Watt Heads, NEMA4X (10° to 50°C)	●			●	10.00 lbs.	4	
93048727	DYN12I	782520867492	12 Watt Capacity, 3 Watt Heads, Self-diag., Wet Location (10° to 50°C)	●			●	10.00 lbs.	4	
93048724	DYN12-06L	782520867539	12 Watt Capacity, 6 Watt Heads, Wet Location (10°-50°C)	●			●	10.00 lbs.	4	
93048728	DYN12I-06L	782520867546	12 Watt Capacity, 6 Watt Heads, Self-diag., Wet Location (10° to 50°C)	●			●	10.00 lbs.	4	
93048726	DYN12-4X-06L	782520867553	12 Watt Capacity, 6 Watt Heads, Self-diag., NEMA4X (10° to 50°C)	●			●	10.00 lbs.	4	
93048729	DYN12I-4X-HTR-06L	782520867560	12 Watt Capacity, 6 Watt Heads, Self-diag., NEMA4X, with Heater (-30° to 50°C)	●			●	10.00 lbs.	4	
Matching Remote Heads										
93059702	DYNRS-4X	782520867584	3 Watt Single Head Remote, -30° to 50°C	●			●	2.40 lbs	4	
93059703	DYNRD-4X	782520867591	3 Watt Double Head Remote, -30° to 50°C	●			●	3.10 lbs.	4	



N4X Series

- 120/277 VAC
- For Harsh Environments
- Dual Voltage

Regional Distribution Center Stock List

Part Number	Catalog Number	UPC Code	Description	CA 03	IL 06	PA 10	SC 07	Wt. each	Ctn. Qty	Price
N4X2	N4X2	782520364007	6V 15W, Black Housing	●			●	9.00 lbs.	1	
N4X2I	N4X2I	782520830403	6V 15W, Black Housing, Spectron® Circuitry	●			●	12.00 lbs.	1	
N4X4	N4X4	782520364106	6V 31W, Black Housing				●	12.00 lbs.	1	
N4X7	N4X7	782520364205	6V 50W, Black Housing				●	14.00 lbs.	1	
N4X7-12V	N4X7-12V	782520364403	12V 50W, Black Housing	●			●	14.00 lbs.	1	
N4X7-12VI	N4X7-12VI	782520852566	12V 50W, Black Housing, Spectron® Circuitry				●	14.00 lbs.	1	
N4X14-12V	N4X14-12V	782520822019	12V 100W, Black Housing				●	21.10 lbs.	1	
N4X14-12VI	N4X14-12VI	782520852559	12V 100W, Black Housing, Spectron® Circuitry				●	21.10 lbs.	1	



LiteGear® Series

- Input/Output 120/120 VAC or 277/277 VAC
- Single Phase System
- Interruptible Emergency Power Supply



Regional Distribution Center Stock List

Part Number	Catalog Number	UPC Code	Description	CA 03	IL 06	PA 10	SC 07	Wt. each	Ctn. Qty	Price
LG1S	LG1S	782520862008	100VA/W, Wall Surface Mount, White Finish	●			●	43.00 lbs	1	
LG1T	LG1T	782520862015	100VA/W, Recessed T-grid Ceiling Mount, White Finish	●			●	41.00 lbs	1	
93031771	LG2S	782520865313	250 VA/W, Wall Surface Mount, White Finish	●				78.00 lbs	1	
93031772	LG2SI	782520865368	250 VA/W, Wall Surface Mount, White Finish, with Spectron®	●				78.00 lbs	1	



LightPower™ Series

- Input/Output 120/120VAC or 277/277VAC
- Single Phase System
- Interruptible Emergency Power Supply



Regional Distribution Center Stock List

Part Number	Catalog Number	UPC Code	Description	CA 03	IL 06	PA 10	SC 07	Wt. each	Ctn. Qty	Price
93062364	LPS20-S	782520867683	20W, Surface Mount		●			11.00 lbs.	1	
93062365	LPS20-R	782520867690	20W, Recessed Wall Mount		●			12.00 lbs.	1	
93062366	LPS20-T	782520867706	20W, T-grid Ceiling Mount		●			12.00 lbs.	1	
93062358	LPS32-S	782520867713	32W, Surface Mount		●			14.00 lbs.	1	
93062359	LPS32-R	782520867720	32W, Recessed Wall Mount		●			15.00 lbs.	1	
93062360	LPS32-T	782520867737	32W, T-grid Ceiling Mount		●			15.00 lbs.	1	
93062367	LPS35-S	782520867744	35W, Surface Mount		●			12.00 lbs.	1	
93062368	LPS35-R	782520867751	35W, Recessed Wall Mount		●			13.00 lbs.	1	
93062369	LPS35-T	782520867768	35W, T-grid Ceiling Mount		●			13.00 lbs.	1	
93062361	LPS55-S	782520867775	55W, Surface Mount		●			18.00 lbs.	1	
93062362	LPS55-R	782520867782	55W, Recessed Wall Mount		●			19.00 lbs.	1	
93062363	LPS55-T	782520867799	55W, T-grid Ceiling Mount		●			19.00 lbs.	1	
93062452	RTSLP	782520867812	Remote Test Switch for LPS		●			0.20 lbs.	1	



Lampak® Series

- 120/277 VAC
- Powers Standard Lamps
- Dual Voltage



Regional Distribution Center Stock List

Part Number	Catalog Number	UPC Code	Description	CA 03	IL 06	PA 10	SC 07	Wt. each	Ctn. Qty	Price
93039236	UFO-RP1	782520866174	500 Initial Lumens, Operates (1) T8, T10 or T12 Lamp, Ni-Cad Battery, 120/277VAC	●	●		●	1.70 lbs.	1	
93039241	UFO-RP2	782520866181	700 Initial Lumens, Operates (1 or 2) T5, T5HO, T8, T10 or T12 Lamp, Ni-Cad Battery, 120/277VAC	●	●		●	2.70 lbs	1	
93039246	UFO-RP3	782520866198	1400 Initial Lumens, Operates (1 or 2) T5, T5HO, T8, T10 or T12 Lamp, Ni-Cad Battery, 120/277VAC	●	●		●	3.30 lbs	1	
UFO-LP1	UFO-LP1	782520856168	Low Profile for Linear or Long Fluorescent Lamp T5, T8 (Powers 1 Lamp), 750 Lumen Output		●		●	3.40 lbs.	1	
UFO-LP2	UFO-LP2	782520856175	Low Profile for Linear or Long Fluorescent Lamp T5, T8 (Powers 1 Lamp), 1250 Lumen Output		●		●	3.40 lbs.	1	
UFO-3AW	UFO-3AW	782520836320	350-450 Lumens (Powers 1 Lamp)	●	●	●	●	2.00 lbs.	1	
UFO-4W	UFO-4W	782520821470	500-600 Lumens (Powers 1 Lamp)	●	●	●	●	2.50 lbs.	1	
UFO-5W	UFO-5W	782520830007	600-700 Lumens (Powers 1 Lamp)	●	●		●	3.00 lbs.	1	
UFO-5AW	UFO-5AW	782520840853	600-700 Lumens (Powers 1 or 2 Lamps)		●		●	3.00 lbs.	1	
UFO-6W	UFO-6W	782520830014	1100-1400 Lumens (Powers 1 or 2 Lamps)	●	●		●	3.50 lbs.	1	
UFO-6WI	UFO-6WI	782520856212	1100-1400 Lumens (Powers 1 or 2 Lamps), Spectron® Circuitry		●		●	3.60 lbs.	1	
UFO-7W	UFO-7W	782520856151	1800-3500 Lumens (Powers 1 or 2 Lamps)		●		●	8.80 lbs.	1	
UFO-7WI	UFO-7WI	782520856229	1800-3500 Lumens (Powers 1 or 2 Lamps), Spectron® Circuitry		●		●	8.80 lbs.	1	
F-WC	F-WC	782520834425	Wire Bundle Cover (UFO-3AW through 6W only)		●		●	0.20 lbs.	1	
SPRTS	SPRTS	782520856236	Single-pole Remote Test Switch/Charge Indicator (UFO-3AW through 6W, LP1 and LP2 only)		●		●	0.20 lbs.	1	



UFO-CF Series

- 120/277 VAC
- Powers Compact Lamps
- Dual Voltage



Regional Distribution Center Stock List

Part Number	Catalog Number	UPC Code	Description	CA 03	IL 06	PA 10	SC 07	Wt. each	Ctn. Qty	Price
UFO-CF1	UFO-CF1	782520863982	300-750 Lumens (Powers 1 Lamp)	•	•		•	3.00 lbs	10	
UFO-CF2	UFO-CF2	782520863999	700-1100 Lumens (Powers 1 Lamp)		•		•	4.30 lbs	10	
UFO-CF2-CLD	UFO-CF2-CLD	782520864002	700-1100 Lumens (Powers 1 Lamp), -20°C to 55°C Cold Temp.		•		•	3.60 lbs.	10	



UFO-LED Series

- 120/277 VAC Inverter Output for 25 W/VA LED Luminaires



Regional Distribution Center Stock List

Part Number	Catalog Number	UPC Code	Description	CA 03	IL 06	PA 10	SC 07	Wt. each	Ctn. Qty	Price
93046793	UFO-LED25	782520866501	Powers up to 25 VA/W of LED Luminaires with Full Lumen Output		•	•	•	7.40 lbs	6	



ATSD Series

- Auxiliary Transfer Switch



Regional Distribution Center Stock List

Part Number	Catalog Number	UPC Code	Description	CA 03	IL 06	PA 10	SC 07	Wt. each	Ctn. Qty	Price
ATSD	ATSD	782520856243	Luminaire Mount 3 Amp Capacity Auxiliary Transfer Switch				•	0.80 lbs	1	
ATSD20	ATSD20	782520863494	Wall Mount 20 Amp Capacity Auxiliary Transfer Switch				•	5.00 lbs	6	



EVE Series

- 120/277 VAC
- Thermoplastic Housing
- AC Only

- LED
- Damp Location Listed
- Nickel Metal Hydride



Regional Distribution Center Stock List

Part Number	Catalog Number	UPC Code	Description	CA 03	IL 06	PA 10	SC 07	Wt. each	Ctn. Qty	Price
93048320	EVEURW	782520866662	Standard AC Exit, Red Letters, White Housing	•	•	•	•	2.50 lbs.	12	
93048321	EVEURWE	782520866679	Standard Emergency Exit, Red Letters, White Housing	•	•	•	•	2.50 lbs.	12	
93048322	EVEURWEI	782520866686	Standard Emer. Exit with SD, Red Letters, White Housing	•	•	•	•	2.50 lbs.	12	
93048323	EVEUGW	782520866730	Standard AC Exit, Green Letters, White Housing	•		•		2.50 lbs.	12	
93048324	EVEUGWE	782520866747	Standard Emergency Exit, Green Letters, White Housing	•		•		2.50 lbs.	12	
93048325	EVEUGWEI	782520866754	Standard Emergency Exit with SD, Green Letters, White Housing	•		•		2.50 lbs.	12	
93048326	EVEURB	782520866716	Standard AC Exit, Red Letters, Black Housing	•			•	2.50 lbs.	12	
93048327	EVEURBE	782520866723	Standard Emergency Exit, Red Letters, Black Housing	•	•	•	•	2.50 lbs.	12	
93049532	EVEUGBE	782520866761	Standard Emergency Exit, Green Letters, Black Housing	•			•	2.50 lbs.	12	
93049531	EVEURW-2C	782520866709	Standard AC Exit, Red Letters, White Housing, 2-circuit	•			•	2.50 lbs.	12	



EVC Series

- 120/277 VAC
- White or Black Finish
- LED Combination Exit/Light

- High Output LED
- Ceiling, Wall or End Mount
- Fully Adjustable LED Lamphood



Regional Distribution Center Stock List

Part Number	Catalog Number	UPC Code	Description	CA 03	IL 06	PA 10	SC 07	Wt. each	Ctn. Qty	Price
93041415	EVCURW	782520866372	Red Letters, White Housing	•	•	•	•	3.65 lbs.	6	
93041416	EVCUGW	782520866389	Green Letters, White Housing	•	•		•	3.65 lbs.	6	
93041418	EVCURWD	782520866396	Red Letters, White Housing, Damp Listed	•			•	3.65 lbs.	6	
93041421	EVCURWD4	782520866402	Red letters, White Housing, Damp, Remote Capacity	•	•	•	•	3.65 lbs.	6	
93041422	EVCUGWD4	782520866419	Green Letters, White Housing, Damp, Remote Capacity	•				3.65 lbs.	6	
93041419	EVCURWDI	782520866426	Red Letters, White Housing, Damp, Spectron	•			•	3.65 lbs.	6	
93041420	EVCUGWDI	782520866433	Green Letters, White Housing, Damp, Spectron	•				3.65 lbs.	6	
93042770	EVCURWD4I	782520866440	Red Letters, White Housing, Damp, Remote Capacity, Spectron	•			•	3.65 lbs.	6	
93042771	EVCURWD4-0	782520866457	Red Letters, White Housing, Damp, Remote Capacity, No Heads	•			•	3.65 lbs.	6	
93041417	EVCURBD	782520866471	Red Letters, Black Housing, Damp Listed	•			•	3.65 lbs.	6	
93041414	EVCURBD4	782520866488	Red letters, Black housing, Damp Listed, Remote Capacity	•				3.65 lbs.	6	



LX Series

- 120/277 VAC
- Thermoplastic Housing
- Dual Voltage

- LED
- Damp Location Listed
- AC & Emergency Use



Regional Distribution Center Stock List

Part Number	Catalog Number	UPC Code	Description	CA 03	IL 06	PA 10	SC 07	Wt. each	Ctn. Qty	Price
LXURWV11	LXURW	782520836375	Red Letters, White Housing, Single/Double Face, AC Only	•	•	•	•	4.00 lbs.	12	
LXURW-2C	LXURW-2C	782520836535	Red Letters, White Housing, Single/Double Face, 2-circuit Operation, AC Only	•			•	5.00 lbs.	12	
LXURBV11	LXURB	782520836399	Red Letters, Black Housing, Single/Double Face, AC Only	•			•	4.00 lbs.	12	
LXUGBV11	LXUGB	782520836436	Green Letters, Black Housing, Single/Double Face, AC Only	•			•	4.00 lbs.	12	
LXUGWV11	LXUGW	782520836412	Green Letters, White Housing, Single/Double Face, AC Only	•	•			4.00 lbs.	12	
LXUGW-2C	LXUGW-2C	782520836573	Green Letters, White Housing, Single/Double Face, 2-circuit Operation, AC Only	•				4.50 lbs.	12	
FX2-E	FX2-E	782520841140	AC to Emergency Field Conversion Kit for Red Letter AC Signs				•	0.50 lbs.	12	
LXURWEV11	LXURWE	782520836450	Red Letters, White Housing, Single/Double Face, Emergency Use	•	•	•	•	4.20 lbs.	12	
LXURWEIV11	LXURWEI	782520849603	Red Letters, White Housing, Single/Double Face, Spectron® Circuitry, Emergency Use	•	•	•	•	4.20 lbs.	12	
LXURBEV11	LXURBE	782520836474	Red Letters, Black Housing, Single/Double Face, Emergency Use	•	•	•	•	4.50 lbs.	12	
LXUGWEV11	LXUGWE	782520836498	Green Letters, White Housing, Single/Double Face, Emergency Use	•	•			4.50 lbs.	12	
LXUGWEIV11	LXUGWEI	782520851453	Green Letters, White Housing, Single/Double Face, Spectron® Circuitry, Emergency Use	•	•			4.50 lbs.	12	
LXUGBEV11	LXUGBE	782520836511	Green Letters, Black Housing, Single/Double Face, Emergency Use	•			•	4.50 lbs.	12	
PMLXW	PMLXW	782520837884	Pendant Mounting Kit, 12.5", White				•	2.00 lbs.	1	



LT Series

- Dual Voltage
- Emergency Unit Plus LED Exit Sign

- 120/277 VAC
- Thermoplastic Housing



Regional Distribution Center Stock List

Part Number	Catalog Number	UPC Code	Description	CA 03	IL 06	PA 10	SC 07	Wt. each	Ctn. Qty	Price
LTURWV11	LTURW	782520837181	Red Letters, White Housing, Single/Double Face	•	•	•	•	9.20 lbs.	4	
LTURWDV11	LTURWD	782520837112	Red Letters, White Housing, Single/Double Face, Damp Location Listed				•	9.80 lbs.	4	
LTURWDIV11	LTURWDI	782520851446	Red Letters, White Housing, Single/Double Face, Damp Location Listed, Spectron® Circuitry	•			•	9.80 lbs.	4	
LTURW3V11	LTURW3	782520837075	Red Letters, White Housing, Single/Double Face, Remote Capacity	•	•	•	•	9.50 lbs.	4	
LTURW3-0	LTURW3-0	782520849184	Red Letters, White Housing, Single/Double Face, Remote Capacity, No Lighting Heads		•		•	9.50 lbs.		
LTURBV11	LTURB	782520837198	Red Letters, Black Housing, Single/Double Face	•			•	9.20 lbs.	4	
LTUGWV11	LTUGW	782520837174	Green Letters, White Housing, Single/Double Face	•	•		•	9.20 lbs.	4	



HCX Series

- 120/277 VAC
- Emergency Unit Plus LED Exit Sign
- Halogen Emergency Lamps
- Thermoplastic Housing
- Dual Voltage



Regional Distribution Center Stock List

Part Number	Catalog Number	UPC Code	Description	CA 03	IL 06	PA 10	SC 07	Wt. each	Ctn. Qty	Price
HXCURW	HXCURW	782520860462	White Housing, Red Letters	•	•	•	•	8.10 lbs.	6	
HXCUGW	HXCUGW	782520860479	White Housing, Green Letters	•	•			8.10 lbs.	6	
HXCURB	HXCURB	782520861193	Red Letters, Black Housing	•				8.10 lbs.	6	
HXCURWRC12	HXCURWRC12	782520861216	White Housing, Red Letters, Remote Capacity	•	•		•	9.70 lbs.	6	
HXCUGWRC12	HXCUGWRC12	782520861223	White Housing, Green Letters, Remote Capacity	•				9.70 lbs.	6	
HXCURW-0-RC12	HXCURW-0-RC12	782520862022	White Housing, Red Letters, No Heads, 23W Remote Capacity	•	•		•	9.00 lbs.	6	
HXCUGW-0-RC12	HXCUGW-0-RC12	782520862039	White Housing, Green Letters, No Heads, 23W Remote Capacity	•			•	9.00 lbs.	6	



SE Series

- LED
- Dual Voltage
- 120/277 VAC
- Cast Aluminum Housing



Regional Distribution Center Stock List

Part Number	Catalog Number	UPC Code	Description	CA 03	IL 06	PA 10	SC 07	Wt. each	Ctn. Qty	Price
SESRWV11	SESRW	782520865184	Red Letters, White Housing, Single Face	•	•		•	6.00 lbs.	6	
SESRWNV11	SESRWN	782520865214	Red Letters, White Housing, Brushed Aluminum Stencil, Single Face	•				6.00 lbs.	6	
SESRBV11	SESRB	782520865122	Red Letters, Black Housing, Single Face	•				6.00 lbs.	6	
SEDRWV11	SEDRW	782520864460	Red Letters, White Housing, Double Face	•			•	6.00 lbs.	6	
SEDRBV11	SEDRB	782520864408	Red Letters, White Housing, Double Face	•				6.00 lbs.	6	
SEDRWNV11	SEDRWN	782520864491	Red Letters, White Housing, Brushed Aluminum Stencil, Double Face	•				6.00 lbs.	6	
SESRBNV11	SESRBN	782520865153	Red Letters, Black Housing, Brushed Aluminum Stencil, Single Face	•	•	•	•	6.00 lbs.	6	
SEDRBNV11	SEDRBN	782520864439	Red Letters, Black Housing, Brushed Aluminum Stencil, Double Face	•				6.00 lbs.	6	
SESGWV11	SESGW	782520865061	Green Letters, White Housing, Single Face	•			•	6.00 lbs.	6	
SESGWNV11	SESGWN	782520865092	Green Letters, White Housing, Brushed Aluminum Stencil, Single Face	•				6.00 lbs.	6	
SESGBNV11	SESGBN	782520865030	Green Letters, Black Housing, Brushed Aluminum Stencil, Single Face	•			•	6.00 lbs.	6	
SESGBV11	SESGB	782520865009	Green Letters, Black Housing, Single Face	•				6.00 lbs.	6	
SESGBNV11	SESGBN	782520864316	Green Letters, Black Housing, Brushed Aluminum Stencil, Double Face	•			•	6.00 lbs.	6	



SE Series



Regional Distribution Center Stock List

Part Number	Catalog Number	UPC Code	Description	CA 03	IL 06	PA 10	SC 07	Wt. each	Ctn. Qty	Price
SESRWEV11	SESRWE	782520865196	Red Letters, White Housing, Single Face	●	●	●	●	6.00 lbs.	6	
SESRWEIV11	SESRWEI	782520865207	Red Letters, White Housing, Spectron® Circuitry, Single Face	●			●	6.00 lbs.	6	
SESRWE-VTRV11	SESRWE-VTR	782520865269	Red Letters, White Housing, Single Face	●				6.00 lbs.	6	
SESRWEI-VTRV11	SESRWEI-VTR	782520865283	Red Letters, White Housing, Spectron® Circuitry, Single Face	●				6.00 lbs.	6	
SESRWNEIV11	SESRWNEI	782520865238	Red Letters, White Housing, Brushed Aluminum Stencil, Spectron® Circuitry, Single Face	●				6.00 lbs.	6	
SESRWNEV11	SESRWNE	782520865221	Red Letters, White Housing, Brushed Aluminum Stencil, Single Face	●			●	6.00 lbs.	6	
SEDRWEV11	SEDRWE	782520864477	Red Letters, White Housing, Double Face	●			●	6.00 lbs.	6	
SEDRWEIV11	SEDRWEI	782520864484	Red Letters, White Housing, Double Face, Spectron® Circuitry	●			●	6.00 lbs.	6	
SEDRWNEV11	SEDRWNE	782520864507	Red Letters, White Housing, Brushed Aluminum Stencil, Double Face				●	6.00 lbs.	6	
SESRBEV11	SESRBE	782520865139	Red Letters, Black Housing, Single Face	●			●	6.00 lbs.	6	
SEDRBEV11	SEDRBE	782520864415	Red Letters, Black Housing, Double Face				●	6.00 lbs.	6	
SESRBNEV11	SESRBNE	782520865160	Red Letters, Black Housing, Brushed Aluminum Stencil, Single Face	●	●	●	●	6.00 lbs.	6	
SESRBNE-VTRV11	SESRBNE-VTR	782520865252	Red Letters, Black Housing, Brushed Aluminum Stencil, Single Face with Vandal/Tamper-resistant Option	●				6.00 lbs.	6	
SESRBNEIV11	SESRBNEI	782520865177	Red Letters, Black Housing, Brushed Aluminum Stencil, Single Face, Spectron® Circuitry	●			●	6.00 lbs.	6	
SEDRBNEV11	SEDRBNE	782520864446	Red Letters, Black Housing, Brushed Aluminum Stencil, Double Face	●			●	6.00 lbs.	6	
SEDRBNEIV11	SEDRBNEI	782520864453	Red Letters, Black Housing, Brushed Aluminum Stencil, Double Face, Spectron® Circuitry	●				6.00 lbs.	6	
SESGWEV11	SESGWE	782520865078	Green Letters, White Housing, Single Face	●				6.00 lbs.	6	
SESGWEIV11	SESGWEI	782520865058	Green Letters, White Housing, Single Face Spectron® Circuitry	●				6.00 lbs.	6	
SESGWE-VTRV11	SESGWE-VTR	782520865276	Green Letters, White Housing, Single Face with Vandal/Tamper-resistant Option	●				6.00 lbs.	6	
SEDGWV11	SEDGW	782520864347	Green Letters, White Housing, Single Face	●				6.00 lbs.	6	
SEDGWEV11	SEDGWE	782520864354	Green Letters, White Housing, Double Face	●				6.00 lbs.	6	
SEDGWEIV11	SEDGWEI	782520864361	Green Letters, White Housing, Double Face Spectron® Circuitry	●				6.00 lbs.	6	
SESGBNEV11	SESGBNE	782520865047	Green Letters, Black Housing, Brushed Aluminum Stencil, Single Face	●				6.00 lbs.	6	
SESGBNEIV11	SESGBNEI	782520865054	Green Letters, Black Housing, Brushed Aluminum Stencil, Double Face, Spectron® Circuitry	●				6.00 lbs.	6	
SEDGBNEV11	SEDGBNE	782520864323	Green Letters, Black Housing, Brushed Aluminum Stencil, Double Face				●	6.00 lbs.	6	
RBB	RBB	782520849856	Rough-In Back Box Kit				●	2.70 lbs.	1	



SEWL Series

- 120/277 VAC
- Emergency Use
- Spectron
- Heater
- Cast Aluminum Housing
- Wet Location Listed
- Vandal/Tamper Resistant



10-Day Quick Ship Ordering Guide

Order Limit Per Fixture Selection: 50

MODEL	FACES	LETTER COLOR	HOUSING COLOR	OPERATION	OPTIONS
SEWL	S Single D Double	R R G Green	W White B Black	Blank AC Only E Emergency	-HTR Internal Heater ¹ -4X NEMA 4X, IP66 rating ²

Ordering Notes:

1 For use with emergency models only

2 Heater comes standard with -4X option on emergency models



SEWL Series

- 120/277 VAC
- Emergency Use
- Spectron
- Heater
- Cast Aluminum Housing
- Wet Location Listed
- Vandal/Tamper Resistant



Regional Distribution Center Stock List

Part Number	Catalog Number	UPC Code	Description	CA 03	IL 06	PA 10	SC 07	Wt. each	Ctn. Qty	Price
SEWLDGWE	SEWLDGWE	782520862398	Green Letters, White Housing, Double Face	●				13.1 lbs.	5	
SEWLSGWE	SEWLSGWE	782520862350	Green Letters, White Housing, Single Face	●				13.1 lbs.	5	
SEWLDLDRWE	SEWLDLDRWE	782520862381	Red Letters, White Housing, Double Face	●				13.1 lbs.	5	
SEWLSRWE	SEWLSRWE	782520862343	Red Letters, White Housing, Single Face	●			●	13.1 lbs.	5	
SEWLDGBE	SEWLDGBE	782520862374	Green Letters, Black Housing, Double Face	●				13.1 lbs.	5	
SEWLSGBE	SEWLSGBE	782520862336	Green Letters, Black Housing, Single Face	●				13.1 lbs.	5	
SEWLDLDRBE	SEWLDLDRBE	782520862367	Red Letters, Black Housing, Double Face	●				13.1 lbs.	5	
SEWLSRBE	SEWLSRBE	782520862329	Red Letters, Black Housing, Single Face	●			●	13.1 lbs.	5	



LE Series

- Recessed Mounting Edge-Lit LED Exit Sign
- AC or Emergency
- Single/Double Face

10-Day Quick Ship Ordering Guide

Order Limit Per Fixture Selection: 50

LE								
MODEL	FACES	DIRECTIONAL ARROWS	TRIM/HOUSING FINISH	SELF-DIAGNOSTIC	OPERATION	OPTIONS		
	S Single D Double* <i>* Not for use with wall mounted models</i>	X No arrows EXIT R Right arrow* L Left arrow* D Double arrows C L/R arrows** <i>* Not for use with double face models. Use "C" L/R arrow designator ** Double face models only. Provides reversible right or left arrow indicator.</i>	N Satin Aluminum	Blank None I Spectron self-testing/self-diagnostic electronics* * For use with emergency models only	A AC only E Emergency	-2C 2-circuit operation ^{2,5} -FAP Fire alarm panel interface ^{3,5,6} -FM Flasher module ^{1,6} -AF Audible flasher module ^{1,6} -DC Remote DC operation ^{2,4,5} -24K 220-240VAC, 60Hz. operation ⁹ -XK Recessed mount exit sign less rough-in kit ^{7,9} -W White plaque background -M Mirror-plaque background ⁸ -8L 8 inch letter plaque (red letters only) ^{10,11}		
MOUNTING	LETTER COLOR							
C Ceiling mount W Wall mount E End Mount	R Red G Green							
ACCESSORIES (order separately)								
URK Universal rough-in kit URK2C Universal 2-circuit rough-in kit ^{a,b,c} ^a For use with AC models only. ^b Rough-in kit may not be ordered separately on models specified with -24K option. ^c Must be ordered in conjunction with -2C option on exit sign To Order Rough-In Kit Separately To order rough-in kit only for field installation, add "-XK" option suffix to exit model number and order "URK" or "URK2C" kit separately.								
				See "Accessories". ⁸ For use with single face models only. Standard on double face models. ⁹ Rough-in kit may not be ordered separately on models specified with -24K option. ¹⁰ LE exit models with 8" plaques registered under NY-BEC Calendar number 42135 for use in New York City. ¹¹ Single face LE exit signs specified with the -8L option are supplied without backgrounds. Double face models specified with the -8L option are supplied with mirror backgrounds.				

Part Number	Catalog Number	UPC Code	Description	CA 03	IL 06	PA 10	SC 07	Wt. each	Ctn. Qty	Price
URK	URK	782520843267	Universal Rough-in Kit	•	•	•	•	3.80 lbs.	1	

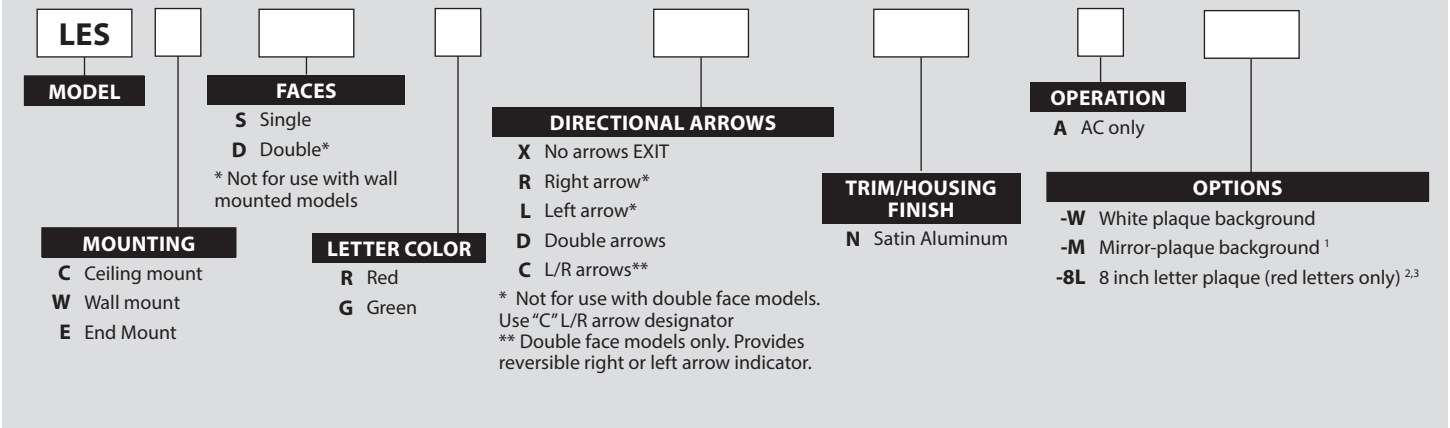


LES Series

- Surface Mounting Edge-Lit LED Exit Sign
- AC or Emergency
- Single/Double Face



10-Day Quick Ship Ordering Guide
Order Limit Per Fixture Selection: 50



¹For use with single face models only. Standard on double face models.

²LES exit models with 8" plaques registered under NY-BEC Calendar number 42135 for use in New York City.

³Single face LES exit signs specified with the -8L option are supplied without backgrounds. Double face models specified with the -8L option are supplied with mirror backgrounds.



LN4X Series

- 120/277 VAC
- Wet Location Listed
- Harsh Environment Use
- Dual Voltage
- AC Only
- LED



Regional Distribution Center Stock List

Part Number	Catalog Number	UPC Code	Description	CA 03	IL 06	PA 10	SC 07	Wt. each	Ctn. Qty	Price
LN4XRW	LN4XRW	782520837358	Red Letters, White Stencil/Housing, Clear Front Cover, Single Face		•		•	8.80 lbs.	1	
LN4XRWE	LN4XRWE	782520837372	Red Letters, White Stencil/Housing, Clear Front Cover, Single Face				•	9.00 lbs.	1	
LN4XRWEI	LN4XRWEI	782520837396	Red Letters, White Stencil/Housing, Clear Front Cover, Single Face with Spectron® Circuitry		•			9.00 lbs.	1	



EVR Series

- LED Double Head Remote
- Indoor Use
- Powered by EV4 Emergency Light



Regional Distribution Center Stock List

Part Number	Catalog Number	UPC Code	Description	CA 03	IL 06	PA 10	SC 07	Wt. each	Ctn. Qty	Price
93036789	EVR2	782520865535	Indoor LED Remote, Double Head, White Finish	•		•	•	2.00 lbs.	12	
93036790	EVR2B	782520865542	Indoor LED Remote, Double Head, Black Finish	•			•	2.00 lbs.	12	



EVHCR Series

- High Lumen Double Head Remote
- Indoor Use
- Powered by EVHC12 Emergency Light



Regional Distribution Center Stock List

Part Number	Catalog Number	UPC Code	Description	CA 03	IL 06	PA 10	SC 07	Wt. each	Ctn. Qty	Price
93050690	EVHCR2	782520867249	346 Lumen Lamphed Remote, White Finish	•	•		•	2.80 lbs.	6	



EVO Series

- LED Single or Double Head Remote
- White or Black Finish
- Outdoor Use
- Powered by EV4 Emergency Light



Regional Distribution Center Stock List

Part Number	Catalog Number	UPC Code	Description	CA 03	IL 06	PA 10	SC 07	Wt. each	Ctn. Qty	Price
93041097	EVOSW	782520866228	Outdoor LED Remote, Single Head, White Finish	•	•	•	•	0.80 lbs.	12	
93041098	EVODW	782520866235	Outdoor LED Remote, Double Head, White Finish	•	•	•	•	1.20 lbs.	12	
93041099	EVO SB	782520866242	Outdoor LED Remote, Single Head, Black Finish	•	•	•	•	0.80 lbs.	12	
93041100	EVOD B	782520866259	Outdoor LED Remote, Double Head, Black Finish	•	•	•	•	1.20 lbs.	12	



SRH Series

- Single or Double Head Remote
- Incandescent Lamps
- Indoor Use
- Thermoplastic Housing



Regional Distribution Center Stock List

Part Number	Catalog Number	UPC Code	Description	CA 03	IL 06	PA 10	SC 07	Wt. each	Ctn. Qty	Price
SRHSW0607	SRHSW0607	782520857905	6V 7.2W Single Remote Head, White Housing			•		0.90 lbs.	1	
SRHDW0607	SRHDW0607	782520858018	6V 7.2W Double Remote Head, White Housing			•		1.50 lbs.	1	
SRHSW1207	SRHSW1207	782520857967	12V 7.2W Single Remote Head, White Housing			•		0.90 lbs.	1	
SRHDW1207	SRHDW1207	782520858070	12V 7.2W Double Remote Head, White Housing			•		1.50 lbs.	1	
SRHSW1212	SRHSW1212	782520857981	12V 12W Single Remote Head, White Housing			•		0.90 lbs.	1	
SRHDW1212	SRHDW1212	782520858094	12V 12W Double Remote Head, White Housing			•		1.50 lbs.	1	



CPR Series

- Single or Double Head Remote
- Thermoplastic Housing

- MR 16 Halogen Lamp(s)
- Supplied With Mounting Plate



Regional Distribution Center Stock List

Part Number	Catalog Number	UPC Code	Description	CA 03	IL 06	PA 10	SC 07	Wt. each	Ctn. Qty	Price
CPRSW0605	CPRSW0605	782520861155	Single Remote Head, White, 6V, 5W				●	0.52 lbs.	12	
CPRDW0605	CPRDW0605	782520861162	Twin Remote Heads, White, 6V, 5W				●	1.00 lbs.	12	
CPRSB0605	CPRSB0605	782520861179	Single Remote Head, Black, 6V, 5W				●	0.52 lbs.	12	
CPRDB0605	CPRDB0605	782520861186	Twin Remote Heads, Black, 6V, 5W				●	1.00 lbs.	12	



OMS Series

- Single or Double Head Remote
- Outdoor Use
- Aluminum Spot



Regional Distribution Center Stock List

Part Number	Catalog Number	UPC Code	Description	CA 03	IL 06	PA 10	SC 07	Wt. each	Ctn. Qty	Price
OMSSW0605	OMSSW0605	782520856472	6V 5W, Single Indoor/Outdoor White Remote Head		●	●	●	1.15 lbs.	1	
OMSDW0605	OMSDW0605	782520856731	6V 5W, Twin White Remote Heads		●		●	1.50 lbs.	1	
OMSDW0607	OMSDW0607	782520856748	6V 7.2W, Twin White Remote Heads		●			1.50 lbs.	1	
OMSSB0605	OMSSB0605	782520856601	6V 5W, Single Black Outdoor Spot	●	●	●		1.15 lbs	1	
OMSSB0607	OMSSB0607	782520856618	6V 7.2W, Single Black Outdoor Spot	●		●		1.15 lbs	1	
OMSDB0605	OMSDB0605	782520856861	6V 5W, Twin Black Outdoor Spot		●		●	1.50 lbs.	1	
OMSDB1208	OMSDB1208	782520856953	12V 8W, Double Black Outdoor Spot			●		1.15 lbs	1	
OMSDB1212	OMSDB1212	782520856960	12V 12W, Double Black Outdoor Spot			●		1.15 lbs	1	
OMSDW1208	OMSDW1208	782520856823	12V 8W, Double White Outdoor Spot			●		1.15 lbs	1	
OMSDW1212	OMSDW1212	782520856830	12V 12W, Double White Outdoor Spot			●		1.15 lbs	1	



GNX Series

- Single or Double Head Remote
- Thermoplastic Housing

- Indoor Use
- Moisture Resistant



Regional Distribution Center Stock List

Part Number	Catalog Number	UPC Code	Description	CA 03	IL 06	PA 10	SC 07	Wt. each	Ctn. Qty	Price
GNXSB0607	GNXSB0607	782520857677	6V 7.2W, Single Black Remote Head				●	1.02 lbs.	1	
GNXSB1209	GNXSB1209	782520857738	12V 9W, Single Black Remote Head				●	1.02 lbs.	1	



DYNR Series

- NEMA4X Industrial High Lumen LED Emergency Remote
- Fully Adjustable LED Lamphead
- Wet Location or NEMA4X Application



Regional Distribution Center Stock List

Part Number	Catalog Number	UPC Code	Description	CA 03	IL 06	PA 10	SC 07	Wt. each	Ctn. Qty	Price
93059702	DYNRS-4X	782520867584	3 Watt Single Head Remote, -30° to 50°C	●			●	2.40 lbs	4	
93059703	DYNRD-4X	782520867591	3 Watt Double Head Remote, -30° to 50°C	●			●	3.10 lbs.	4	



OCR Series

- MR 16 Halogen Lamp(s)
- Diecast Aluminum
- Supplied With Mounting Plate



Regional Distribution Center Stock List

Part Number	Catalog Number	UPC Code	Description	CA 03	IL 06	PA 10	SC 07	Wt. each	Ctn. Qty	Price
OCRSW0605	OCRSW0605	782520861292	Single Remote Head, White, 6V, 5W	●	●		●	1.30 lbs.	10	
OCRDW0605	OCRDW0605	782520861346	Twin Remote Heads, White, 6V, 5W	●		●		2.60 lbs.	5	
OCRSB0605	OCRSB0605	782520861391	Single Remote Head, Black, 6V, 5W	●	●	●	●	1.30 lbs.	10	
OCRDB0605	OCRDB0605	782520861445	Twin Remote Heads, Black, 6V, 5W			●		2.60 lbs.	5	
OCRSZ0605	OCRSZ0605	782520861490	Single Remote Head, Dark Bronze, 6V, 5W	●	●	●	●	1.30 lbs.	10	
OCRDZ0605	OCRDZ0605	782520861544	Twin Remote Heads, Dark Bronze, 6V, 5W	●	●		●	2.60 lbs.	5	

Replacement lamps are available to convert the OCR Series 6V, 5W fixture to another rating:

Lamp Part Number	Description
0110261	Halogen, MR 16, 6V, 10W
0110263	Halogen, MR 16, 12V, 5W
0110264	Halogen, MR 16, 12V, 10W

To order OCR replacement lamps, enter a purchase order with the Hubbell Lighting, Inc. Customer Service Department.



LZR Series

- Single Head Remote
- MR 16 Halogen Lamp(s)
- Supplied With Mounting Plate
- Thermoplastic Housing
- Indoor Use



Regional Distribution Center Stock List

Part Number	Catalog Number	UPC Code	Description	CA 03	IL 06	PA 10	SC 07	Wt. each	Ctn. Qty	Price
LZRSW0605	LZRSW0605	782520858346	6V 5W, White Remote Head				●	1.10 lbs.	4	
LZRSW1205	LZRSW1205	782520858360	12V 5W, White Remote Head			●		1.10 lbs.	4	



Wire Guards

- For Emergency Lighting Units and Exit Signs
- See Catalog for Exact Dimensions



Regional Distribution Center Stock List

Part Number	Catalog Number	UPC Code	Description	CA 03	IL 06	PA 10	SC 07	Wt. each	Ctn. Qty	Price
40G	40G	782520161101	LM-Top Mount Heads; AS, N4X, LN4X and NYX Tandem Units				●	3.90 lbs.	1	
S6WG	S6WG	782520161132	Single Remote Heads, including LZRS Series				●	1.50 lbs.	1	
WGEL	WGEL	782520572938	EZ-2, EZ-2R, LZ High Capacity, Twin Remote Heads	●			●	1.50 lbs.	1	
WGTW	WGTW	782520572945	Freedom LED; LT and CVT Wall Mount Series, NYDC and NYX Series, LG1S, HCX Combo Units	●			●	2.00 lbs.	1	
WGTCE	WGTCE	782520572952	Freedom LED, LT, Ceiling Mounted NYDC and NYX Exits	●			●	2.00 lbs.	1	
WGLX	WGLX	782520837785	EXT-122-EM-K; Wall Mounted LX, LEDS and SE Exits	●	●	●	●	1.00 lbs.	1	
WGLXC	WGLXC	782520837792	Ceiling-mounted LX, DK, CV3, LEDS, and SEMPRA Exits				●	1.90 lbs.	1	
WGLXE	WGLXE	782520837808	End-mounted LX, CVD, CV3, LEDS and SEMPRA Exits				●	1.90 lbs.	1	
WGLZ	WGLZ	782520837778	SL1, LZ2	●			●	1.00 lbs.	1	
WG-MLT	WG-MLT	782520161156	Wall Mounted LX, CV3, SE and DVD Exits	●			●	2.00 lbs.	1	



Vandal Resistant Shields

- For Emergency Lighting Units and Exit Signs
- See Catalog for Exact Dimensions



Regional Distribution Center Stock List

Part Number	Catalog Number	UPC Code	Description	CA 03	IL 06	PA 10	SC 07	Wt. each	Ctn. Qty	Price
VRS	VRS	782520171407	EZ-2, LZ2, LZ High Capacity, EZ-2R	●		●	●	2.00 lbs.	1	
VRS3	VRS3	782520846657	Freedom LED, LX, LEDS, SE	●			●	1.30 lbs.	1	
VRS-4X	VRS-4X	782520171407	EZ-2, LZ2, LZ High Capacity, EZ-2R with Wall Gasket				●	2.00 lbs.	1	



CE Series

- Universal Face
- Damp Location Listed
- NiCad Battery
- 120/277 VAC
- Thermoplastic Housing

3 SCHEDULED STOCK SHIPMENTS Regional Distribution Center Stock List

Part Number	Catalog Number	UPC Code	Description	CA 03	IL 06	PA 10	SC 07	Wt. each	Ctn. Qty	Price
93043113	CER	856143001448	Red Letters, White Housing	•	•	•	•	2.00 lbs	6	
93053081	CERB	782520867126	Red Letters, Black Housing	•			•	2.00 lbs	6	
93043116	CERRC	856143001462	Red Letters, Remote Capacity, White Housing	•	•	•	•	2.00 lbs	6	
93053083	CERRCB	782520867140	Red Letters, Remote Capacity, Black Housing	•			•	2.00 lbs	6	
93043114	CEG	856143001455	Green Letters, White Housing	•	•	•	•	2.00 lbs	6	
93053082	CEGB	782520867133	Green Letters, Black Housing	•			•	2.00 lbs	6	
93043117	CEGRC	856143001479	Green Letters, Remote Capacity White Housing	•			•	2.00 lbs	6	



CC Series

- Combination LED Exit/Unit
- Damp Location Listed
- LED Lamp-Heads
- NiCad Battery

3 SCHEDULED STOCK SHIPMENTS Regional Distribution Center Stock List

Part Number	Catalog Number	UPC Code	Description	CA 03	IL 06	PA 10	SC 07	Wt. each	Ctn. Qty	Price
93043109	CCR	856143001400	Red Letters, White Housing Single/Double Face	•	•	•	•	2.5 lbs	6	
93053078	CCRB	782520867096	Red Letters, Black Housing Single/Double Face	•			•	2.5 lbs	6	
93043110	CCG	856143001417	Green Letters, White Housing Single/Double Face	•			•	2.5 lbs	6	
93053079	CCGB	782520867102	Green Letters, Black Housing Single/Double Face	•			•	2.5 lbs	6	
93043111	CCRRC	856143001424	Red Letters, White Housing Single/Double Face, Remote Capacity	•	•	•	•	2.5 lbs	6	
93053080	CCRRCB	782520867119	Red Letters, Black Housing Single/Double Face, Remote Capacity	•			•	2.5 lbs	6	
93043112	CCGRC	856143001431	Green Letters, White Housing Single/Double Face, Remote Capacity	•			•	2.5 lbs	6	



CEL Series

- Commercial LED Edge-Lit Exit Sign
- Brushed Aluminum Housing with Battery
- 120/277 VAC



Regional Distribution Center Stock List

Part Number	Catalog Number	UPC Code	Description	CA 03	IL 06	PA 10	SC 07	Wt. each	Ctn. Qty	Price
93043118	CELS1RNE	856143001547	Red Letters, Single Face, Surface Mount	•			•	3.23 lbs	6	
93043119	CELS1GNE	856143001554	Green Letters, Single Face, Surface Mount	•				3.23 lbs	6	
93043120	CELS2RNE	856143001561	Red Letters, Double Face, Surface Mount	•			•	3.23 lbs	6	
93043121	CELS2GNE	856143001578	Green Letters, Double Face, Surface Mount	•				3.23 lbs	6	
93043122	CELR1RNE	856143001585	Red Letters, Single Face, Recessed Mount	•			•	6.14 lbs	3	
93043123	CELR1GNE	856143001592	Green Letters, Single Face, Recessed Mount	•				6.14 lbs	3	
93043124	CELR2RNE	856143001608	Red Letters, Double Face, Recessed Mount	•			•	6.14 lbs	3	
93043125	CELR2GNE	856143001615	Green Letters, Double Face, Recessed Mount	•				6.14 lbs	3	



CEW Series

- NiCad Battery
- 120/277VAC Input
- Green or Red LED with Battery
- Impact Resistant Polycarbonate Housing and Face-Plate
- Wet Location Listed



Regional Distribution Center Stock List

Part Number	Catalog Number	UPC Code	Description	CA 03	IL 06	PA 10	SC 07	Wt. each	Ctn. Qty	Price
93047782	CEWSRE	856143001646	Red Letters, Single Face	•	•	•	•	4.3 lbs	6	
93047783	CEWDRE	856143001653	Red Letters, Double Face	•	•	•	•	4.3 lbs.	6	
93047784	CEWSGE	856143001660	Green Letters, Single Face	•				4.3 lbs	6	
93047785	CEWDGE	856143001677	Green Letters, Double Face	•				4.3 lbs.	6	



CSR Series

- 120 or 220-240VAC
- 50/60 Hz Input
- White Thermoplastic Housing
- Universal Face



Regional Distribution Center Stock List

Part Number	Catalog Number	UPC Code	Description	CA 03	IL 06	PA 10	SC 07	Wt. each	Ctn. Qty	Price
93058260	CSRIV	856143001783	International Voltage SALIDA LED Sign, AC only	•			•	2.00 lbs.	6	
93056261	CSREIV	856143001790	International Voltage SALIDA LED Sign, Emergency with NiCad battery	•			•	2.00 lbs.	6	



CCE Series

- Thin Die-Cast LED Exit Sign
- 120/277 VAC Input
- AC or Emergency
- Top, End or Ceiling Mount

35 SCHEDULED STOCK SHIPMENTS Regional Distribution Center Stock List

Part Number	Catalog Number	UPC Code	Description	CA 03	IL 06	PA 10	SC 07	Wt. each	Ctn. Qty	Price
93047786	CCESRE	856143001684	Red Letters, Single Face, NiCad Battery	•			•	2.80 lbs	8	
93047787	CCEDRE	856143001691	Red Letters, Double Face, NiCad Battery	•			•	2.80 lbs	8	
93047788	CCESGE	856143001707	Green Letters, Single Face, NiCad Battery	•				2.80 lbs	8	
93047789	CCEDGE	856143001714	Green Letters, Double Face, NiCad Battery	•				2.80 lbs	8	
93047790	CCESR	856143001721	Red Letters, Single Face, AC Only	•			•	2.80 lbs	8	
93047791	CCEDR	856143001738	Red Letters, Double Face, AC Only	•			•	2.80 lbs	8	
93047792	CCESG	856143001745	Green Letters, Single Face, AC Only	•				2.80 lbs	8	
93047793	CCEDG	856143001752	Green Letters, Double Face, AC Only	•				2.80 lbs	8	



CU2 Series

- 2 Double Head LED Emergency Light
- Dual-Input 120/277 VAC
- NiCad Battery
- Damp Location Listed

35 SCHEDULED STOCK SHIPMENTS Regional Distribution Center Stock List

Part Number	Catalog Number	UPC Code	Description	CA 03	IL 06	PA 10	SC 07	Wt. each	Ctn. Qty	Price
93043107	CU2	856143001486	White Housing	•	•	•	•	1.00 lbs	12	
93053076	CU2B	782520867072	Black Housing	•			•	1.00 lbs	12	
93043108	CU2RC	856143001493	White Housing, Remote Capacity	•			•	1.00 lbs.	12	
93053077	CU2RCB	782520867089	Black Housing, Remote Capacity	•			•	1.00 lbs	12	



CUW Series

- Decorative LED AC/Emergency Light
- Durable die-cast aluminum housing
- Wet Location Listed
- Normally On and Emergency Operation

35 SCHEDULED STOCK SHIPMENTS Regional Distribution Center Stock List

Part Number	Catalog Number	UPC Code	Description	CA 03	IL 06	PA 10	SC 07	Wt. each	Ctn. Qty	Price
93063364	CUWZ	856143001806	Die-Cast, 0° to 50°C, Dark Bronze Finish	•			•	4.00 lbs.	6	
93063365	CUWZ-HTR	856143001813	Die-Cast, -20° to 40°C, with Heater, Dark Bronze Finish	•			•	4.00 lbs.	6	
93063366	CUWZ-HTR-PC	856143001820	Die-Cast, -20° to 40°C, with HTR and Photo-Conrol, Dark Bronze Finish	•			•	4.00 lbs.	6	



CIR Series

- Indoor LED Remote Heads
- Remote Heads Powered From CU, CE or CC Only

3S SCHEDULED STOCK SHIPMENTS Regional Distribution Center Stock List

Part Number	Catalog Number	UPC Code	Description	CA 03	IL 06	PA 10	SC 07	Wt. each	Ctn. Qty	Price
93043126	CIRS	856143001509	LED Single Head with Mounting Plate	•		•	•	1.00 lbs	20	
93043127	CIRD	856143001516	LED Double Head with Mounting Plate	•		•	•	1.2 lbs	12	



COR Series

- Outdoor LED Remote Heads
- Remote Head Powered From CU, CE or CC Only

3S SCHEDULED STOCK SHIPMENTS Regional Distribution Center Stock List

Part Number	Catalog Number	UPC Code	Description	CA 03	IL 06	PA 10	SC 07	Wt. each	Ctn. Qty	Price
93043128	CORS	856143001523	Outdoor LED Single Head Remote	•	•	•	•	1.00 lbs	20	
93043129	CORD	856143001530	Outdoor LED Double Head Remote		•	•	•	1.2 lbs	12	



CSWEU2

- 120/277 VAC
- Dual Adjustable Heads
- Wet Location Listed

3S SCHEDULED STOCK SHIPMENTS Regional Distribution Center Stock List

Part Number	Catalog Number	UPC Code	Description	CA 03	IL 06	PA 10	SC 07	Wt. each	Ctn. Qty	Price
CSWEU2	CSWEU2	856143001399	6V 14W, White Housing, Clear Polycarbonate Cover	•			•	5.00 lbs.	6	



CU2W Series

- 120/277 VAC
- 9.6VDC NiCad Battery
- Grey or Black Housing

- 2 Head LED
- Wet Location Listed



Regional Distribution Center Stock List

Part Number	Catalog Number	UPC Code	Description	CA 03	IL 06	PA 10	SC 07	Wt. each	Ctn. Qty	Price
93047780	CU2WG	856143001622	2 Head Adjustable Wet Location LED Emergency Light, Grey Housing	•	•	•	•	7.50 lbs.	4	
93047781	CU2WB	856143001639	2 Head Adjustable Wet Location LED Emergency Light, Black Housing	•			•	7.50 lbs.	4	



CWR Series

- Matching Outdoor Remotes for use with CU2W
- Remote Heads Powered From CU2W Only



Regional Distribution Center Stock List

Part Number	Catalog Number	UPC Code	Description	CA 03	IL 06	PA 10	SC 07	Wt. each	Ctn. Qty	Price
93048687	CWRS	856143001776	Outdoor LED Single Head, Grey Finish, with Mounting Plate	•			•	2.00 lbs.	12	
93048688	CWRD	856143001769	Outdoor LED Double Head, Grey Finish, with Mounting Plate	•	•	•	•	3.00 lbs.	12	

Index

0-9

Product	Page	Brand
0460541B	64	Industrial
0460542B	64	Industrial
0460543B	64	Industrial
0460547B	64	Industrial
0460549B	64	Industrial
103	81	Outdoor
103-7	81	Outdoor
10371	81	Outdoor
10372	81	Outdoor
20102389702	89	Spaulding
20102389702	89	Spaulding
20102389702	91	Spaulding
26103709901	93	Sportsliter
26107349901	93	Sportsliter
27701349904	89	Spaulding
27701349904	89	Spaulding
27701349904	89	Spaulding
27701349904	91	Spaulding
306	81	Outdoor
30813M	81	Outdoor
30913ML	81	Outdoor
30914ML	81	Outdoor
309M51ML	81	Outdoor
309M54ML	81	Outdoor
309ML	81	Outdoor
309VGML	81	Outdoor
40G	135	Dual-Lite
4040	79	Outdoor
4041	79	Outdoor
4024C	79	Outdoor
4024SLS	94	Sportsliter
4348/132T8/	100	Kim Lighting
4348P70/	100	Kim Lighting
4D5	40	Prescolite
4LFLED5G435K	45	Prescolite
4LFLED5G435KWT	45	Prescolite
4LFLED7G435K	45	Prescolite
4PS	14	Columbia
4PS24-232G-FSA12125-EU	14	Columbia
4PS24-332G-FSA12125-EU	14	Columbia
4SQC FH1	48	Prescolite
6CFH	48	Prescolite
6CFH1	48	Prescolite
6CFV	48	Prescolite
6CFVWT	48	Prescolite
6LCLED535K8	42	Prescolite
6LCLED535K8	44	Prescolite
6LCLED535K8WT	42	Prescolite
6LCLED535K8WT	44	Prescolite
6LCLED6358WHWT	44	Prescolite
6LCLED635K8	42	Prescolite
6LCLED635K8	44	Prescolite
6LCLED635K8WHWT	42	Prescolite
6LCLED635K8WT	42	Prescolite
6LCLED635K8WT	44	Prescolite
6LCLED640K8	42	Prescolite
6LCLED735K8	42	Prescolite
6LCLED735K8	44	Prescolite
6LCLED735K8WT	42	Prescolite
6LCLED735K8WT	44	Prescolite
6LCLED740K8	42	Prescolite
6LCLED740K8	44	Prescolite
6LCLED835K8	44	Prescolite
6LCLED935K8	44	Prescolite
6LFLED5G435K	43	Prescolite
6LFLED5G435K	46	Prescolite
6LFLED5G435KWT	43	Prescolite
6LFLED5G435KWT	46	Prescolite
6LFLED6G435K	46	Prescolite
6LFLED6G435KWT	43	Prescolite
6LFLED6G435KWT	46	Prescolite
6LFLED7G435K	43	Prescolite
6LFLED7G435K	46	Prescolite
6LFLED7G435KWT	43	Prescolite
6LFLED7G435KWT	46	Prescolite
6LFLED7G440K	43	Prescolite
6LFLED7G440K	46	Prescolite
6LFLED7G440KWT	43	Prescolite
6LFLED7G440KWT	46	Prescolite
80033990104	74	Outdoor
850-0163-0104	95	Sportsliter
8CFH	49	Prescolite
8CFH1	49	Prescolite
8CFV	49	Prescolite
8LFLED7G435K	43	Prescolite
8LFLED7G435K	47	Prescolite
93046793	124	Dual-Lite

A-Z

Product	Page	Brand
A12.095 22.500-22.500	12	Columbia
A12.095 22.500-46.562	12	Columbia
A12.125	12	Columbia
A2LED	39	Prescolite
AKT6LED3	56	Prescolite
AKTCLS	56	Prescolite
AKTMLED	57	Prescolite
AKTQ24T	56	Prescolite
AKTSLED3/4	56	Prescolite
ALERA EXPRESS PROGRAM RULES	37	Alera
ALF12LU5KBZ	67	Outdoor
ALF6LU5KBZ	67	Outdoor
ALFW6LU5KBZ	72	Outdoor
ALFW6LU5KBZPC	72	Outdoor
ALT3P70	97	Kim Lighting
AR3	98	Kim Lighting
AR3E35	98	Kim Lighting
ARF 1	83	Spaulding
ARF 2	83	Spaulding
ARF 3	83	Spaulding
ARF 4	83	Spaulding
ARS	85	Spaulding
ASL	67	Outdoor
ASL16L3	67	Outdoor
ASL16L4	67	Outdoor
ASL24L3	67	Outdoor
ASL24L4	67	Outdoor
ASLMAF	67	Outdoor
ATSD	124	Dual-Lite
ATSD20	124	Dual-Lite
AWDP3120	65	Industrial
AWN	17	Columbia
AWN2-217-EU	17	Columbia
AWN4-232-ELWU	17	Columbia
AWN4-232-EPU	17	Columbia
AWN4-232-EU	17	Columbia
AWN8-232-4EU	17	Columbia
AWRETRO120	65	Industrial
AWSP3120	65	Industrial
AWW	17	Columbia
AWW4-332-3EU	17	Columbia
AWW4-432-4EU	17	Columbia
B24	55	Prescolite
B6	55	Prescolite
BD215BL	102	Kim Lighting
BIL4-232-EPU	15	Columbia

BL400P8LB1WHUPEX	61	Industrial
BL400P8WAEXUPL	61	Industrial
BL400PHB	60	Industrial
BL400PHBQ	60	Industrial
BL400PLBEX	60	Industrial
BL400PLBQ	60	Industrial
BL400PVBCEXUPL	61	Industrial
BLA350P8WH	62	Industrial
BLA400P8WHEX	62	Industrial
BLAC4HLP4	61	Industrial
BLBI	61	Industrial
BLLB1	61	Industrial
BLLR14	61	Industrial
BLPA2	61	Industrial
BLPKENC	61	Industrial
BLWA22	61	Industrial
BN192/3L3KUV/NB	104	Kim Lighting
BN275NB	102	Kim Lighting
BUL1L3KU	68	Outdoor
BUL1L4KU	68	Outdoor
BX4-120	54	Prescolite
C14	101	Kim Lighting
C15	101	Kim Lighting
C24	101	Kim Lighting
C54	102	Kim Lighting
C6P15-120	20	Columbia
C6TL15-120	20	Columbia
C6TL15-277	20	Columbia
C700F3/7L3KUV/NB	103	Kim Lighting
C725NB	103	Kim Lighting
C735NB	103	Kim Lighting
C745NB	103	Kim Lighting
C942FE	117	Dual-Lite
CB150	80	Outdoor
CB75	80	Outdoor
CCEDG	138	Compass
CCEDGE	138	Compass
CCEDR	138	Compass
CCEDRE	138	Compass
CCESG	138	Compass
CCESGE	138	Compass
CCESR	138	Compass
CCESRE	138	Compass
CCG	136	Compass
CCGB	136	Compass
CCGRC	136	Compass
CCR	136	Compass
CCRB	136	Compass

CCRRC	136	Compass	CL1A90LU5K4DB	85	Spaulding
CCRRCB	136	Compass	CL1S	87	Spaulding
CEG	136	Compass	CLED-HL-7-UNV-S-5-DB	113	Whiteway
CEGB	136	Compass	CLED-HL-7-UNV-S-5-WH	113	Whiteway
CEGRC	136	Compass	CLED-LL-7-UNV-S-5-WH	113	Whiteway
CELR1GNE	137	Compass	CLED-LW-7-UNV-S-5-WH	113	Whiteway
CELR1RNE	137	Compass	CLPC160LU5K320	86	Spaulding
CELR2GNE	137	Compass	CLPC160LU5K325	86	Spaulding
CELR2RNE	137	Compass	CLPC190LU5K320	86	Spaulding
CELS1GNE	137	Compass	CLPC190LU5K325	86	Spaulding
CELS1RNE	137	Compass	CLPC190LU5K420	86	Spaulding
CELS2GNE	137	Compass	CLPC190LU5K425	86	Spaulding
CELS2RNE	137	Compass	CLPC260LU5K320	87	Spaulding
CER	136	Compass	CLPC260LU5K325	87	Spaulding
CERB	136	Compass	CLPC290LU5K320	87	Spaulding
CERRC	136	Compass	CLPC290LU5K325	87	Spaulding
CERRCB	136	Compass	CLPC290LU5K420	87	Spaulding
CEWDGE	137	Compass	CLPC290LU5K425	87	Spaulding
CEWDRE	137	Compass	COAB	50	Outdoor
CEWSGE	137	Compass	CORD	139	Compass
CEWSRE	137	Compass	CORS	139	Compass
CFR6126EB	41	Prescolite	CP12120	60	Industrial
CFR626EB	41	Prescolite	CP12277	60	Industrial
CFR826UEB	41	Prescolite	CPRDB0605	133	Dual-Lite
CFT632EB	41	Prescolite	CPRDW0605	133	Dual-Lite
CFT632HEB	40	Prescolite	CPRSB0605	133	Dual-Lite
CFT832EB	41	Prescolite	CPRSW0605	133	Dual-Lite
CFT832HEB	40	Prescolite	CPTC25	60	Industrial
CFTD832HEB	40	Prescolite	CRS	18	Columbia
CH2-117-EU	25	Columbia	CS	25	Columbia
CH2-120-L120	25	Columbia	CS2-117-EU	24	Columbia
CH3-125-EU	25	Columbia	CS2-217-EU	24	Columbia
CH4-132-EU	25	Columbia	CS3-225-EU	24	Columbia
CHRA4	25	Columbia	CS4-132-EU	24	Columbia
CHW12	60	Industrial	CS4-232-ELWU	24	Columbia
CHWG4	25	Columbia	CS4-232-EPU	24	Columbia
CIC12	60	Industrial	CS4-232-EU	24	Columbia
CIC3	60	Industrial	CS4-254-EPU	24	Columbia
CIRD	139	Compass	CS8-132-EU	24	Columbia
CIRS	139	Compass	CS8-232-4ELWU	24	Columbia
CL1	86	Spaulding	CS8-232-4EU	24	Columbia
CL1-A-60LU-4K-3-DB	86	Spaulding	CS8-254-4EPU	24	Columbia
CL1-A-60LU-4K-4-DB	86	Spaulding	CS8-296T8-EU	24	Columbia
CL1-A-90LU-4K-3-DB	86	Spaulding	CSHC	24	Columbia
CL1-A-90LU-4K-4-DB	86	Spaulding	CSR4	24	Columbia
CL1A60LU5K3DB	85	Spaulding	CSR4-232-ST-EU	18	Columbia
CL1A60LU5K4DB	85	Spaulding	CSR8-232-ST-4EU	18	Columbia
CL1A90LU5K3DB	85	Spaulding	CSR8-296T8-ST-EU	18	Columbia

CSREIV	137	Compass	DYN12I-4X-HTR-06L	121	Dual-Lite
CSRIV	137	Compass	DYN6	121	Dual-Lite
CSRU4	24	Columbia	DYN6I	121	Dual-Lite
CSRWG4	18	Columbia	DYN6I-4X	121	Dual-Lite
CSWEU2	139	Compass	DYNRD-4X	121	Dual-Lite
CSWG4	24	Columbia	DYNRD-4X	134	Dual-Lite
CSZT	18	Columbia	DYNRS-4X	121	Dual-Lite
CSZT	24	Columbia	DYNRS-4X	134	Dual-Lite
CU2	138	Compass	EL115GR	104	Kim Lighting
CU2B	138	Compass	EL190/3L3KUV/BL	104	Kim Lighting
CU2RC	138	Compass	EL205BL	101	Kim Lighting
CU2RCB	138	Compass	EL210BL	101	Kim Lighting
CU2WB	140	Compass	EL218F3/8L3KUV/BL	102	Kim Lighting
CU2WG	140	Compass	EL220BL	100	Kim Lighting
CUWZ	138	Compass	EL220GR	100	Kim Lighting
CUWZ-HTR	138	Compass	EL700F3/12L3KUV/BL	103	Kim Lighting
CUWZ-HTR-PC	138	Compass	EL700F3/7L3KUV/BL	103	Kim Lighting
CV	35	Alera	EL700F3/9L3KUV/BL	103	Kim Lighting
CVL	33	Alera	EL720BL	103	Kim Lighting
CVRB	34	Alera	EL730BL	103	Kim Lighting
CVRL	34	Alera	EL730GR	103	Kim Lighting
CVSL	35	Alera	EL740BL	103	Kim Lighting
CWRD	140	Compass	EL740DB	103	Kim Lighting
CWRS	140	Compass	EL740GR	103	Kim Lighting
D2FRM	39	Prescolite	ELAB	80	Outdoor
D2ICAT	39	Prescolite	EP17	105	Kim Lighting
D2LED	39	Prescolite	EPC	7	Columbia
D432EB	40	Prescolite	EV2	116	Dual-Lite
DBX	52	Prescolite	EV2D	116	Dual-Lite
DBXQC	52	Prescolite	EV2DB	116	Dual-Lite
DBXQL	51	Prescolite	EV2DI	116	Dual-Lite
DDL140L1	78	Outdoor	EV2DI-24K	116	Dual-Lite
DDL56L4K1NA	78	Outdoor	EV4D	116	Dual-Lite
DDL9L1	78	Outdoor	EV4D-02L	116	Dual-Lite
DDR100S	78	Outdoor	EV4D-02L-0	116	Dual-Lite
DDR150S	78	Outdoor	EV4DB	116	Dual-Lite
DDR5AP	78	Outdoor	EV4DI	116	Dual-Lite
DDS100P	78	Outdoor	EV4DI-02L	116	Dual-Lite
DDS100PL	78	Outdoor	EV4DI-02L	116	Dual-Lite
DDS100S	78	Outdoor	EVCUGW	125	Dual-Lite
DDS150S	78	Outdoor	EVCUGWD4	125	Dual-Lite
DDS65F	78	Outdoor	EVCUGWDI	125	Dual-Lite
DYN12	121	Dual-Lite	EVCURBD	125	Dual-Lite
DYN12-06L	121	Dual-Lite	EVCURBD4	125	Dual-Lite
DYN12-4X	121	Dual-Lite	EVCURW	125	Dual-Lite
DYN12-4X-06L	121	Dual-Lite	EVCURWD	125	Dual-Lite
DYN12I	121	Dual-Lite	EVCURWD4	125	Dual-Lite
DYN12I-06L	121	Dual-Lite	EVCURWD4-0	125	Dual-Lite

EVCURWD4I	125	Dual-Lite	FLL28L	68	Outdoor
EVCURWDI	125	Dual-Lite	FLLK140L4KU	68	Outdoor
EVEUGBE	125	Dual-Lite	FLLY140L4KU	68	Outdoor
EVEUGW	125	Dual-Lite	FLLY140L5KU	68	Outdoor
EVEUGWE	125	Dual-Lite	FML14	68	Outdoor
EVEUGWEI	125	Dual-Lite	FML14PCU	68	Outdoor
EVEURB	125	Dual-Lite	FN1	88	Spaulding
EVEURBE	125	Dual-Lite	FN2	88	Spaulding
EVEURW	125	Dual-Lite	FSDFI	55	Prescolite
EVEURW-2C	125	Dual-Lite	FSL7	68	Outdoor
EVEURWE	125	Dual-Lite	FSL7PC1	68	Outdoor
EVEURWEI	125	Dual-Lite	FT4LV	51	Prescolite
EVH12I	118	Dual-Lite	FT6	50	Prescolite
EVHC12	118	Dual-Lite	FT6CF	50	Prescolite
EVHC12-06L	118	Dual-Lite	FT6QLIC	50	Prescolite
EVHC12-BC	118	Dual-Lite	FX2-E	126	Dual-Lite
EVHC12I-06L	118	Dual-Lite	FXL56L	68	Outdoor
EVHC12I-BC	118	Dual-Lite	GLH10	27	Columbia
EVHC6	118	Dual-Lite	GLH5	27	Columbia
EVHC6-B	118	Dual-Lite	GNAB	80	Outdoor
EVHC6-BC	118	Dual-Lite	GNXSB0607	133	Dual-Lite
EVHC6I	118	Dual-Lite	GNXSB1209	133	Dual-Lite
EVHC6I-BC	118	Dual-Lite	GSL15L	76	Outdoor
EVHCR2	118	Dual-Lite	GSL15LSCP	76	Outdoor
EVHCR2	132	Dual-Lite	GSL21L	76	Outdoor
EVODB	132	Dual-Lite	GSL21LSCP	76	Outdoor
EVODW	132	Dual-Lite	GSLCS	76	Outdoor
EVOSB	132	Dual-Lite	GSLPC	76	Outdoor
EVOSW	132	Dual-Lite	H60BL	104	Kim Lighting
EVR2	131	Dual-Lite	H60NB	104	Kim Lighting
EVR2B	131	Dual-Lite	H70BL	104	Kim Lighting
EZ-2	117	Dual-Lite	H70NB	104	Kim Lighting
EZ-2-D	117	Dual-Lite	H80BL	104	Kim Lighting
EZ-2-V	117	Dual-Lite	H80NB	104	Kim Lighting
EZ-2I	117	Dual-Lite	HBA2B	59	Industrial
EZ-2R	119	Dual-Lite	HBL60L	59	Industrial
EZ-2RI	119	Dual-Lite	HBL72L	59	Industrial
F-CBM	119	Dual-Lite	HBL72LUNN5KN070NDWH	59	Industrial
F-WC	123	Dual-Lite	HBL72LUNN5KW070NDWH	59	Industrial
F042F8	69	Outdoor	HCXUGW	127	Dual-Lite
F100H1	69	Outdoor	HCXUGW-0-RC12	127	Dual-Lite
F150S1	69	Outdoor	HCXUGWRC12	127	Dual-Lite
F70H1	69	Outdoor	HCXURB	127	Dual-Lite
FH215BL	102	Kim Lighting	HCXURW	127	Dual-Lite
FK14	27	Columbia	HCXURW-0-RC12	127	Dual-Lite
FK22	27	Columbia	HCXURWRC12	127	Dual-Lite
FK24	27	Columbia	HOOKLOOP	61	Industrial
FLAB	80	Outdoor	IBX26ICAT	53	Prescolite

IBX4-120	54	Prescolite	KLV190/3L3KUV/BL	104	Kim Lighting
IBXS	53	Prescolite	KLV192/3L3KUV/NB	104	Kim Lighting
ICBOX	55	Prescolite	KLV201BL	101	Kim Lighting
J-27N/BL-P	105	Kim Lighting	KLV205BL	101	Kim Lighting
JB1/BL-P	105	Kim Lighting	KLV215BL	102	Kim Lighting
JBR2	105	Kim Lighting	KLV216BL	102	Kim Lighting
JBR3	105	Kim Lighting	KLV216GR	102	Kim Lighting
JBR30	105	Kim Lighting	KLV400BL	105	Kim Lighting
JBR32	105	Kim Lighting	KLV405BL	105	Kim Lighting
JBR4	105	Kim Lighting	KLV410	105	Kim Lighting
JT8	13	Columbia	KLV415BL	105	Kim Lighting
JT822-232U6G-FSA12-EU	12	Columbia	KLV427	105	Kim Lighting
JT824-232G-FSA12-EU	12	Columbia	KLV432	105	Kim Lighting
JT824-232G-FSA12125-EU	12	Columbia	KLV600	105	Kim Lighting
JT824-332G-FSA12-3EU	12	Columbia	KLV605	105	Kim Lighting
JT824-332G-FSA12-3EU-F835	12	Columbia	KLV620	105	Kim Lighting
JT824-332G-FSA12-3EU-F835-C388	12	Columbia	KLV625	105	Kim Lighting
JT824-332G-FSA12-EU	12	Columbia	KLV640	105	Kim Lighting
JT824-332G-FSA12125-3EU	12	Columbia	KLV645	105	Kim Lighting
JT824-432G-FSA12-4EU	12	Columbia	KLV710BL	103	Kim Lighting
JT824-432G-FSA12-4EU-F835	12	Columbia	KLV715NB	103	Kim Lighting
JT824-432G-FSA12-4EU-F835-C388	12	Columbia	KLV725NB	103	Kim Lighting
JT824-432G-FSA12-4EU-F841	12	Columbia	KLVL171BL	102	Kim Lighting
JT824-432G-FSA12-4EU-F841-C388	12	Columbia	KLVL176NB	102	Kim Lighting
JT824-432G-FSA12-EU	12	Columbia	KLVL202BL	101	Kim Lighting
JT824-432SM-FSA12-4EU	12	Columbia	KLVL206BL	101	Kim Lighting
JWBL	105	Kim Lighting	KLVL271BL	102	Kim Lighting
K8-296HO-EPU	23	Columbia	KLVL276NB	102	Kim Lighting
KAG25S	62	Industrial	KLVL711BL	103	Kim Lighting
KAG25S	63	Industrial	KLVL716NB	103	Kim Lighting
KG	63	Industrial	KLWG4	23	Columbia
KG17	62	Industrial	KPA40	62	Industrial
KG17	63	Industrial	KPA40	63	Industrial
KG25	62	Industrial	KPSD40	62	Industrial
KG25	63	Industrial	KPSD40	63	Industrial
KG40	62	Industrial	KRS14	99	Kim Lighting
KG40	63	Industrial	KRS20	99	Kim Lighting
KHA2B	63	Industrial	KSA2B	62	Industrial
KHAG17	63	Industrial	KSAG17	62	Industrial
KHC	23	Columbia	KSCS150	62	Industrial
KHC	23	Columbia	KSD4B	62	Industrial
KHDP170	63	Industrial	KSS16	99	Kim Lighting
KHL36LU5KMNTN	63	Industrial	KSS20	99	Kim Lighting
KHL36LU5KNNTN	63	Industrial	KSS25	99	Kim Lighting
KL	23	Columbia	LAW4-35HL-EDU	5	Columbia
KL4-232-U-EU	23	Columbia	LAW4-35LW-EDU	5	Columbia
KLV-PC1	105	Kim Lighting	LAW4-35ML-EDU	5	Columbia
KLV-TC24	105	Kim Lighting	LAW4-40HL-EDU	5	Columbia

LAW4-40ML-EDU	5	Columbia	LF4SQLEDG4	45	Prescolite
LB4LEDA6L30K9 WH	51	Prescolite	LF4SQLEDG4WW	45	Prescolite
LB6LEDA10L30K WH	50	Prescolite	LF6CFH132EB	48	Prescolite
LB6LEDA10L30K WH	51	Prescolite	LF6CFH132EB	49	Prescolite
LB6LEDA10L35K WH	50	Prescolite	LF6CFH213EB	48	Prescolite
LB6LEDA10L35K WH	51	Prescolite	LF6CFH213EB	49	Prescolite
LB6LEDA8L30K WH	50	Prescolite	LF6CFH218EB	48	Prescolite
LB6LEDA8L30K WH	51	Prescolite	LF6CFH218EB	49	Prescolite
LBC6	55	Prescolite	LF6CFH226EB	48	Prescolite
LBS5LEDA6L30K9 WH	51	Prescolite	LF6CFH226EB	49	Prescolite
LBSLEDA10L30K9 WH	52	Prescolite	LF6CFV32EB	48	Prescolite
LBSMTGKIT	52	Prescolite	LF6LED8G4	46	Prescolite
LBSQLEDA10L30K9 WH	52	Prescolite	LF6LED8G4*	47	Prescolite
LC6LED	45	Prescolite	LF6LEDG4	46	Prescolite
LC6LED	45	Prescolite	LF6LEDG4	47	Prescolite
LC6LED120	44	Prescolite	LF6LEDG4	47	Prescolite
LC6LED120DM	44	Prescolite	LF6LEDG4EM	46	Prescolite
LC6LED120DMEM	44	Prescolite	LF6LEDG4WW	46	Prescolite
LC6LED277	44	Prescolite	LF6SQCFH132EB	48	Prescolite
LC6LED277DM	44	Prescolite	LF8CFH132EB	49	Prescolite
LC6LED277DMEM	44	Prescolite	LF8CFH132EB	49	Prescolite
LC6LED8120	44	Prescolite	LF8CFH213EB	49	Prescolite
LC6LED8277	44	Prescolite	LF8CFH218EB	49	Prescolite
LCAT	3	Columbia	LF8CFH226EB	49	Prescolite
LCAT22-35MLG-EDU	3	Columbia	LF8CFH226EB	49	Prescolite
LCAT22-40MLG-EDU	3	Columbia	LF8CFH232EB	49	Prescolite
LCAT24-35LWG-EDU	3	Columbia	LF8CFH232EB	49	Prescolite
LCAT24-35MLG-EDU	3	Columbia	LF8CFV32EB	49	Prescolite
LCAT24-40LWG-EDU	3	Columbia	LF8LED8G4	47	Prescolite
LCAT24-40MLG-EDU	3	Columbia	LF8LED8G4*	47	Prescolite
LCC6LED	57	Prescolite	LF8LEDG4	47	Prescolite
LCL4-35ML-EDU	5	Columbia	LF8LEDG4	47	Prescolite
LCL4-40ML-EDU	5	Columbia	LFSC6	46	Prescolite
LCL8-35ML-EDU	5	Columbia	LFSC6EM	46	Prescolite
LCL8-40ML-EDU	5	Columbia	LG1S	122	Dual-Lite
LCS2-35ML-EDU	5	Columbia	LG1T	122	Dual-Lite
LCS2-40ML-EDU	5	Columbia	LG2S	122	Dual-Lite
LCS4-35ML-EDU	5	Columbia	LG2SI	122	Dual-Lite
LCS4-40ML-EDU	5	Columbia	LHA	19	Columbia
LCS8-40ML-EDU	5	Columbia	LHA4-454-NST-4EPU	19	Columbia
LCV	32	Alera	LHA4-454-NU-4EPU	19	Columbia
LCVR	31	Alera	LHA4-454-NU-4EPU-F554841	19	Columbia
LE	130	Dual-Lite	LHA4-632-NST-3EHLU	19	Columbia
LES	131	Dual-Lite	LHA4-632-NU-3EHLU	19	Columbia
LF4LEDG4	45	Prescolite	LHA4-632-NU-3EHLU-FO841	19	Columbia
LF4LEDG4	47	Prescolite	LHA4-654-NST-24EPU	19	Columbia
LF4LEDG4EMR	45	Prescolite	LHA4-654-NU-24EPU	19	Columbia
LF4SQCFH132EB	48	Prescolite	LHA4-654-NU-24EPU-F554841	19	Columbia

LHV	22	Columbia	LLHV4-50M-WST-EDU-OS1360	4	Columbia
LHV4-454-M4RST-4EPU	20	Columbia	LM130	120	Dual-Lite
LHV4-454-M4RU-4EPU	20	Columbia	LM130-12V	120	Dual-Lite
LHV4-454-M4RU-4EPU-F5841	20	Columbia	LM16	120	Dual-Lite
LHV4-632-M4RU-3EHLU	20	Columbia	LM16I	120	Dual-Lite
LHV4-632-M4RU-3EHLU-FO850	20	Columbia	LM2	120	Dual-Lite
LHV4-654-GWU-24EPU-F5841	20	Columbia	LM24CH	120	Dual-Lite
LHV4-654-M4RU-24EPU	20	Columbia	LM33	120	Dual-Lite
LHV4-654-M4RU-24EPU-F5841	20	Columbia	LM33I	120	Dual-Lite
LHV4CA	21	Columbia	LM36CH	120	Dual-Lite
LHV4CA	21	Columbia	LM40	120	Dual-Lite
LHV4FWG	21	Columbia	LM40-12V	120	Dual-Lite
LHV4FWG	21	Columbia	LM66	120	Dual-Lite
LHV4SPJ	21	Columbia	LM66-12V	120	Dual-Lite
LHV4SPJ	21	Columbia	LM66-V	120	Dual-Lite
LHV4SPJ	21	Columbia	LM66I	120	Dual-Lite
LHV6CA	21	Columbia	LM80	120	Dual-Lite
LHV6CA	21	Columbia	LM80-12V	120	Dual-Lite
LHV6FWG	21	Columbia	LMC	83-84	Spaulding
LHV6FWG	21	Columbia	LMC30LU4K31	83	Spaulding
LHV6SPJ	21	Columbia	LMC30LU5K31	83	Spaulding
LHV6SPJ	21	Columbia	LN4XRW	131	Dual-Lite
LHV6SPJ	21	Columbia	LN4XRWE	131	Dual-Lite
LHVOS1360	20	Columbia	LN4XRWEI	131	Dual-Lite
LHVQM10	20	Columbia	LNC	71	Outdoor
LHVQM20	20	Columbia	LNC-7LU-5K-3-1-PC1	71	Outdoor
LHVQM5	20	Columbia	LNC-9LU-5K-3-1-PC1	71	Outdoor
LHVS4-CA	21	Columbia	LNC2	72	Outdoor
LHVS4-CAWG	21	Columbia	LNC212LU5K31	72	Outdoor
LHVS4-WG	21	Columbia	LNC212LU5K31PC1	72	Outdoor
LHVS6-CA	21	Columbia	LNC218LU5K31	72	Outdoor
LHVS6-CAWG	21	Columbia	LNC218LU5K31PC1	72	Outdoor
LHVS6-WG	21	Columbia	LNC5LU5K	71	Outdoor
LHVSP	20	Columbia	LNC5LU5KPC	71	Outdoor
LHVSPM5	20	Columbia	LNC7LU5K31	71	Outdoor
LHVTH	20	Columbia	LNC9LU5K31	71	Outdoor
LHVWG4-4	20	Columbia	LP7	31	Alera
LHVWG4-6	20	Columbia	LPS20-R	122	Dual-Lite
LJT	1	Columbia	LPS20-S	122	Dual-Lite
LJT22-35HLG-FSA12-EDU	1	Columbia	LPS20-T	122	Dual-Lite
LJT22-40HLG-FSA12-EDU	1	Columbia	LPS32-R	122	Dual-Lite
LJT24-35MLG-FSA12-EDU	1	Columbia	LPS32-S	122	Dual-Lite
LJT24-40MLG-FSA12-EDU	1	Columbia	LPS32-T	122	Dual-Lite
LLHV	4	Columbia	LPS35-R	122	Dual-Lite
LLHV4-40H-WST-EDU	4	Columbia	LPS35-S	122	Dual-Lite
LLHV4-40L-WST-EDU	4	Columbia	LPS35-T	122	Dual-Lite
LLHV4-40M-WST-EDU	4	Columbia	LPS55-R	122	Dual-Lite
LLHV4-50L-WST-EDU-OS1360	4	Columbia	LPS55-S	122	Dual-Lite

LPS55-T	122	Dual-Lite	MHSK400P8	70	Outdoor
LSER	6	Columbia	MHSY150P8	70	Outdoor
LTRE	6	Columbia	MHSY250P8	70	Outdoor
LTUGWV11	126	Dual-Lite	MHSY30LU5KMBZ	70	Outdoor
LTURBV11	126	Dual-Lite	MHSY30LU5KWBZ	70	Outdoor
LTURW3-0	126	Dual-Lite	MHSY400P5	70	Outdoor
LTURW3V11	126	Dual-Lite	MHSY400P8	70	Outdoor
LTURWDIV11	126	Dual-Lite	MHSY400S5	70	Outdoor
LTURWDV11	126	Dual-Lite	MHSY400S8	70	Outdoor
LTURWV11	126	Dual-Lite	MIC0070H358	70	Outdoor
LTV764	100	Kim Lighting	MIC0100H358	70	Outdoor
LTV768/9L3KUV	100	Kim Lighting	MIC0150P338	70	Outdoor
LTV81PI	106	Kim Lighting	MIC0150P358	70	Outdoor
LTV82PI	106	Kim Lighting	MOW	81	Outdoor
LTV83PI	106	Kim Lighting	MSL	56	Prescolite
LVR P4D24 3X6 MA HK BAG	10	Columbia	MVK1000H268	71	Outdoor
LVT56	80	Outdoor	MVM1000H265	71	Outdoor
LWP150P8AWH	65	Industrial	MVM1000H268	71	Outdoor
LXEM	4	Columbia	N4X14-12V	121	Dual-Lite
LXEM4-35ML-RFA-EU	4	Columbia	N4X14-12VI	121	Dual-Lite
LXEM4-40HL-RFA-EDU	4	Columbia	N4X2	121	Dual-Lite
LXEM4-40ML-RFA-EDU	4	Columbia	N4X2I	121	Dual-Lite
LXEM8-40ML-RFA-EDU	4	Columbia	N4X4	121	Dual-Lite
LXUGBEV11	126	Dual-Lite	N4X7	121	Dual-Lite
LXUGBV11	126	Dual-Lite	N4X7-12V	121	Dual-Lite
LXUGW-2C	126	Dual-Lite	N4X7-12VI	121	Dual-Lite
LXUGWEIV11	126	Dual-Lite	NGL12	60	Industrial
LXUGWEV11	126	Dual-Lite	NGL24	60	Industrial
LXUGWV11	126	Dual-Lite	NLAC1	60	Industrial
LXURBEV11	126	Dual-Lite	NLAC2	60	Industrial
LXURBV11	126	Dual-Lite	NRG-4-30LU-4K-035-BZ	77	Outdoor
LXURW-2C	126	Dual-Lite	NRG-4-30LU-4K-BZ	77	Outdoor
LXURWEIV11	126	Dual-Lite	NRG-4-30LU-5K-035-BZ	77	Outdoor
LXURWEV11	126	Dual-Lite	NRG-4-30LU-5K-BZ	77	Outdoor
LXURWV11	126	Dual-Lite	NRG1111W	73	Outdoor
LZ15	118	Dual-Lite	NRG1112W	73	Outdoor
LZ2	118	Dual-Lite	NRG1143W	73	Outdoor
LZ2-B	118	Dual-Lite	NRG1151W	73	Outdoor
LZ2-V	118	Dual-Lite	NRG1172W	73	Outdoor
LZ2D	118	Dual-Lite	NRG204B	76	Outdoor
LZ2DI	118	Dual-Lite	NRG204BMS	76	Outdoor
LZ30	118	Dual-Lite	NRG250B	76	Outdoor
LZ30-10W	118	Dual-Lite	NRG250BPC	76	Outdoor
LZ30I	118	Dual-Lite	NRG301BPC	76	Outdoor
LZRSW0605	134	Dual-Lite	NRG304B	76	Outdoor
LZRSW1205	134	Dual-Lite	NRG304BE	117	Dual-Lite
MHS	70	Outdoor	NRG304BMS	76	Outdoor
MHSK250P8	70	Outdoor	NRG304BPC	76	Outdoor

NRG307B.....	76	Outdoor
NRG307BPC.....	76	Outdoor
NRG350BPC.....	76	Outdoor
NRG356L4KU.....	75	Outdoor
NRG356L4KUPC.....	75	Outdoor
NRG356L5KU.....	75	Outdoor
NRG356L5KUPC.....	75	Outdoor
NV2AG.....	64	Industrial
NV2BG.....	64	Industrial
NV2FG18.....	64	Industrial
NV2FG26.....	64	Industrial
NV2FG32.....	64	Industrial
NV2FG42.....	64	Industrial
NV2GG.....	64	Industrial
NV2IG15.....	64	Industrial
NV2XG.....	64	Industrial
NVPSD12.....	64	Industrial
OCRDB0605.....	134	Dual-Lite
OCRDW0605.....	134	Dual-Lite
OCRDZ0605.....	134	Dual-Lite
OCRSB0605.....	134	Dual-Lite
OCRSW0605.....	134	Dual-Lite
OCRSZ0605.....	134	Dual-Lite
OMSDB0605.....	133	Dual-Lite
OMSDB1208.....	133	Dual-Lite
OMSDB1212.....	133	Dual-Lite
OMSDW0605.....	133	Dual-Lite
OMSDW0607.....	133	Dual-Lite
OMSDW1208.....	133	Dual-Lite
OMSDW1212.....	133	Dual-Lite
OMSSB0605.....	133	Dual-Lite
OMSSB0607.....	133	Dual-Lite
OMSSW0605.....	133	Dual-Lite
P4D.....	10	Columbia
P4D22-232U6G-MA33-S-EU.....	10	Columbia
P4D24-232G-MA26-S-EU.....	10	Columbia
P4D24-332G-MA36-AV-3EU.....	10	Columbia
P4D24-332G-MA36-S-3EU.....	10	Columbia
P4D24-332G-MA36-S-EU.....	10	Columbia
P4D24-432G-MA48-S-4EU.....	10	Columbia
PAL.....	36	Alera
PBT1.....	81	Outdoor
PBT234.....	81	Outdoor
PGB.....	115	Dual-Lite
PGB-HTR.....	115	Dual-Lite
PGF1P.....	116	Dual-Lite
PGF1P-PC1.....	116	Dual-Lite
PGF1Z.....	116	Dual-Lite

PGF1Z-PC1.....	116	Dual-Lite
PGL250P1281LP.....	74	Outdoor
PGL350P1281LP.....	74	Outdoor
PGM3.....	73	Outdoor
PGM3100P18BZL.....	74	Outdoor
PGM3150P18BZ.....	74	Outdoor
PGM3150P18BZL.....	74	Outdoor
PGM3150S18BZ.....	74	Outdoor
PGM3250P18BZ.....	74	Outdoor
PGM3250P18BZL.....	74	Outdoor
PGM3250S18BZ.....	74	Outdoor
PGM330LU5KBZ.....	73	Outdoor
PGNB.....	115	Dual-Lite
PGNP.....	115	Dual-Lite
PGNW.....	115	Dual-Lite
PGNZ.....	115	Dual-Lite
PGP.....	115	Dual-Lite
PGP-HTR.....	115	Dual-Lite
PGW.....	115	Dual-Lite
PGW-HTR.....	115	Dual-Lite
PGZ.....	115	Dual-Lite
PGZ-HTR.....	115	Dual-Lite
PKT-301.....	55	Prescolite
PLK.....	33	Alera
PMLXW.....	126	Dual-Lite
PROL.....	109	AAL
PROV.....	109	AAL
PVL3.....	74	Outdoor
PVL3070S18BZ.....	74	Outdoor
PVL3100S18BZ.....	74	Outdoor
PVL3150P18BZL.....	74	Outdoor
PVL3150S18BZL.....	74	Outdoor
PVL3150S51BZL.....	74	Outdoor
PVL3242F18BZL.....	74	Outdoor
PVL330LU5KBZ.....	74	Outdoor
PVL3V.....	74	Outdoor
Q150B.....	69	Outdoor
Q150W.....	69	Outdoor
Q300B.....	69	Outdoor
Q500B.....	69	Outdoor
Q500W.....	69	Outdoor
QL1505.....	68	Outdoor
QL505.....	68	Outdoor
QSPC42F8PL.....	84	Spaulding
QWL1000T.....	69	Outdoor
QWL150C.....	69	Outdoor
QWL500S.....	69	Outdoor
R12100H.....	77	Outdoor

R970H.....	77	Outdoor	SEDGWV11.....	128	Dual-Lite
R970S.....	77	Outdoor	SEDRBEV11.....	128	Dual-Lite
RBB.....	128	Dual-Lite	SEDRBNEIV11.....	128	Dual-Lite
RCA81.....	106	Kim Lighting	SEDRBNEV11.....	128	Dual-Lite
RCA82.....	106	Kim Lighting	SEDRBNEV11.....	128	Dual-Lite
RCA83.....	106	Kim Lighting	SEDRBNV11.....	127	Dual-Lite
RDAB.....	80	Outdoor	SEDRBV11.....	127	Dual-Lite
REPT.....	80	Outdoor	SEDRWEIV11.....	128	Dual-Lite
RETA-XX.....	91	Spaulding	SEDRWEV11.....	128	Dual-Lite
RLA.....	2	Columbia	SEDRWNEV11.....	128	Dual-Lite
RLA22-35HLG-EDU.....	2	Columbia	SEDRWNV11.....	127	Dual-Lite
RLA22-40HLG-EDU.....	2	Columbia	SEDRWV11.....	127	Dual-Lite
RLA24-35MLG-EDU.....	2	Columbia	SER.....	7	Columbia
RLA24-40MLG-EDU.....	2	Columbia	SESGBNEIV11.....	128	Dual-Lite
RLC6LED120.....	42	Prescolite	SESGBNEV11.....	128	Dual-Lite
RLC6LED120 DM.....	42	Prescolite	SESGBNV11.....	127	Dual-Lite
RLC6LED277.....	42	Prescolite	SESGBV11.....	127	Dual-Lite
RLC6LED277 DM.....	42	Prescolite	SESGWE-VTRV11.....	128	Dual-Lite
RLF6LEDG4.....	43	Prescolite	SESGWEIV11.....	128	Dual-Lite
RLF8LEDG4.....	43	Prescolite	SESGWEV11.....	128	Dual-Lite
RLL.....	29	Precision-Paragon [P2]	SESGWNV11.....	127	Dual-Lite
RMN4-120.....	54	Prescolite	SESGWV11.....	127	Dual-Lite
RTSLP.....	122	Dual-Lite	SESRBEV11.....	128	Dual-Lite
RU100G.....	80	Outdoor	SESRBNE-VTRV11.....	128	Dual-Lite
RU100P8.....	80	Outdoor	SESRBNE-VTRV11.....	128	Dual-Lite
RU100WW.....	80	Outdoor	SESRBNEIV11.....	128	Dual-Lite
RU70G.....	80	Outdoor	SESRBNEIV11.....	128	Dual-Lite
RU70P8.....	80	Outdoor	SESRBNEV11.....	128	Dual-Lite
RU70WW.....	80	Outdoor	SESRBNEV11.....	128	Dual-Lite
S12100H.....	77	Outdoor	SESRBNV11.....	127	Dual-Lite
S12150P.....	77	Outdoor	SESRBV11.....	127	Dual-Lite
S18.....	27	Columbia	SESRW-VTRV11.....	127	Dual-Lite
S302.....	81	Outdoor	SESRWE-VTRV11.....	128	Dual-Lite
S302M51.....	81	Outdoor	SESRWEI-VTRV11.....	128	Dual-Lite
S6WG.....	135	Dual-Lite	SESRWEIV11.....	128	Dual-Lite
S970H.....	77	Outdoor	SESRWEV11.....	128	Dual-Lite
SAPT.....	80	Outdoor	SESRWNEIV11.....	128	Dual-Lite
SAR3.....	98	Kim Lighting	SESRWNEV11.....	128	Dual-Lite
SAR3E35.....	98	Kim Lighting	SESRWNV11.....	127	Dual-Lite
SBC4DB.....	89	Spaulding	SESRWV11.....	127	Dual-Lite
SBC4DB.....	89	Spaulding	SETA-DB.....	91	Spaulding
SBC4DB.....	91	Spaulding	SETA-XX.....	91	Spaulding
SCIBX.....	54	Prescolite	SEWL.....	129	Dual-Lite
SCIBX8.....	54	Prescolite	SEWLDGBE.....	129	Dual-Lite
SEDGBNEV11.....	128	Dual-Lite	SEWLDGWE.....	129	Dual-Lite
SEDGBNV11.....	127	Dual-Lite	SEWLDRBE.....	129	Dual-Lite
SEDGWEIV11.....	128	Dual-Lite	SEWLDRWE.....	129	Dual-Lite
SEDGWEV11.....	128	Dual-Lite	SEWLSGBE.....	129	Dual-Lite

SEWLSGWE.....	129	Dual-Lite
SEWLSRBE.....	129	Dual-Lite
SEWLSRWE.....	129	Dual-Lite
SHLD ASY WC 4FT.....	16	Columbia
SHLD ASY WCV 4FT.....	16	Columbia
SHLD AWN 4FT.....	17	Columbia
SHLD AWW 4FT.....	17	Columbia
SLLED1.....	56	Prescolite
SLLED2.....	56	Prescolite
SLLED3.....	56	Prescolite
SLS.....	95	Sportsliter
SLS.....	36	Alera
SLS1000H125L.....	93	Sportsliter
SLS1000H128L.....	93	Sportsliter
SLS1000H135L.....	93	Sportsliter
SLS1000H138L.....	93	Sportsliter
SLS1000H145L.....	93	Sportsliter
SLS1000H148L.....	93	Sportsliter
SLS1000H155L.....	93	Sportsliter
SLS1000H158L.....	93	Sportsliter
SLS1000H165L.....	93	Sportsliter
SLS1000H168L.....	93	Sportsliter
SLS1500H125L.....	93	Sportsliter
SLS1500H128L.....	93	Sportsliter
SLS1500H135L.....	93	Sportsliter
SLS1500H138L.....	93	Sportsliter
SLS1500H145L.....	93	Sportsliter
SLS1500H148L.....	93	Sportsliter
SLS1500H155L.....	93	Sportsliter
SLS1500H158L.....	93	Sportsliter
SLS1500H165L.....	94	Sportsliter
SLS1500H168L.....	94	Sportsliter
SLSA1000H5.....	94	Sportsliter
SLSA1000H8.....	94	Sportsliter
SLSA1500H5.....	94	Sportsliter
SLSA1500H8.....	94	Sportsliter
SLSR2.....	94	Sportsliter
SLSR3A.....	94	Sportsliter
SLSR4.....	94	Sportsliter
SLSR5.....	94	Sportsliter
SLSR6.....	94	Sportsliter
SLSV2.....	95	Sportsliter
SOW.....	81	Outdoor
SPRTS.....	123	Dual-Lite
SRHDW0607.....	132	Dual-Lite
SRHDW1207.....	132	Dual-Lite
SRHDW1212.....	132	Dual-Lite
SRHSW0607.....	132	Dual-Lite

SRHSW1207.....	132	Dual-Lite
SRHSW1212.....	132	Dual-Lite
SS18.....	27	Columbia
SSS-20-40-1-RDC.....	89	Spaulding
SSS-25-40-1-RDC.....	89	Spaulding
SSS-30-50-7-RDC.....	89	Spaulding
SSS-S-16-40-A-XX-XX.....	90	Spaulding
SSS-S-20-40-A-XX-XX.....	90	Spaulding
SSS-S-25-40-A-XX-XX.....	90	Spaulding
SSS-S-30-40-B-XX-XX.....	90	Spaulding
SSS20401W2.....	89	Spaulding
SSS25401W2.....	89	Spaulding
SSS30507W2.....	89	Spaulding
SSST4DB.....	91	Spaulding
ST372A.....	41	Prescolite
ST492A.....	41	Prescolite
ST8.....	11	Columbia
ST824-232G-FSA12125-EU.....	11	Columbia
ST824-332G-FSA12125-3EPU.....	11	Columbia
ST824-332G-FSA12125-3EU.....	11	Columbia
ST824-332G-FSA12125-EPU.....	11	Columbia
ST824-332G-FSA12125-EU.....	11	Columbia
STE.....	8	Columbia
STE22-217G-MPO-EU.....	8	Columbia
STE22-240TTG-MPO-ETTU.....	8	Columbia
STE22-317G-MPO-EU.....	8	Columbia
STE24-232G-MPO-EPU.....	8	Columbia
STE24-232G-MPO-EU.....	8	Columbia
STE24-332G-MPO-3EPU.....	8	Columbia
STE24-332G-MPO-3EU.....	8	Columbia
STE24-332G-MPO-EU.....	8	Columbia
STF602.....	41	Prescolite
STF602H.....	40	Prescolite
STF602HWT.....	40	Prescolite
STF602HWW.....	40	Prescolite
STF602WT.....	41	Prescolite
STF802.....	41	Prescolite
STF802H.....	40	Prescolite
STF802HSS.....	40	Prescolite
STFD802H.....	40	Prescolite
TA120BF.....	54	Prescolite
TA120C.....	54	Prescolite
TA120WBF.....	54	Prescolite
TA12BF.....	51	Prescolite
TA12BF.....	54	Prescolite
TA12C.....	51	Prescolite
TA12C.....	54	Prescolite
TA12E.....	51	Prescolite

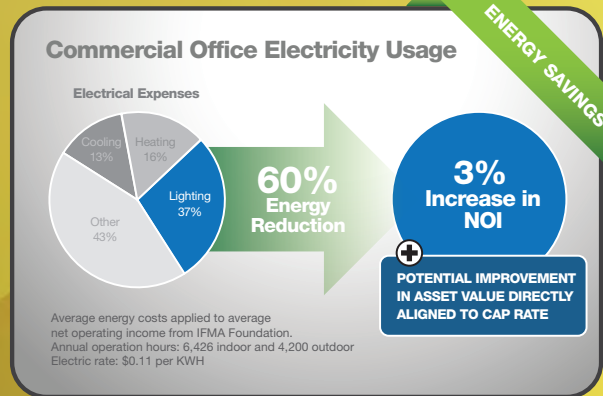
TA12E.....	54	Prescolite	TL61.....	53	Prescolite
TA12PS.....	51	Prescolite	TL62.....	50	Prescolite
TA12PS.....	54	Prescolite	TL62.....	52	Prescolite
TA12WBF.....	51	Prescolite	TL63.....	50	Prescolite
TA12WBF.....	54	Prescolite	TL63.....	52	Prescolite
TA60.....	50	Prescolite	TL63.....	53	Prescolite
TA60.....	52	Prescolite	TL64.....	50	Prescolite
TA61.....	53	Prescolite	TL64.....	52	Prescolite
TAB30M38.....	89	Spaulding	TL64.....	53	Prescolite
TAB30M38.....	89	Spaulding	TO6.....	50	Prescolite
TAB30M38.....	91	Spaulding	TO6.....	52	Prescolite
TAB36M38.....	89	Spaulding	TO6.....	53	Prescolite
TAB36M38.....	91	Spaulding	TO60C.....	50	Prescolite
TAW65.....	50	Prescolite	TO60C.....	52	Prescolite
TAW65.....	52	Prescolite	TO60C.....	53	Prescolite
TB60.....	50	Prescolite	TO61.....	50	Prescolite
TB60.....	52	Prescolite	TO61.....	52	Prescolite
TB60.....	53	Prescolite	TO61.....	53	Prescolite
TBC10K.....	27	Columbia	TO62.....	50	Prescolite
TBW60.....	50	Prescolite	TO62.....	52	Prescolite
TBW60.....	52	Prescolite	TO62.....	53	Prescolite
TBW60.....	53	Prescolite	TO63WL.....	50	Prescolite
TBW61.....	50	Prescolite	TO63WL.....	52	Prescolite
TBW61.....	52	Prescolite	TO65.....	53	Prescolite
TBW61.....	53	Prescolite	TPR4.....	79	Outdoor
TBW62.....	50	Prescolite	TRA.....	9	Columbia
TBW62.....	52	Prescolite	TRP.....	84	Spaulding
TBW62.....	53	Prescolite	TRP84F8WTBZ.....	85	Spaulding
TBW63.....	53	Prescolite	TRPC13LU5KBZ.....	84	Spaulding
TCAR2.....	95	Sportsliter	TRPC42F8BZ.....	84	Spaulding
TCAR3.....	95	Sportsliter	TRPC42F9BZBOC.....	84	Spaulding
TCAR4.....	95	Sportsliter	TSC6WBF.....	54	Prescolite
TCAW2.....	95	Sportsliter	TSC8WBF.....	54	Prescolite
TCAW3.....	95	Sportsliter	TWK11.....	79	Outdoor
TCAW4.....	95	Sportsliter	UC24-117-EU.....	15	Columbia
TCB1.....	79	Outdoor	UC36-125-EU.....	15	Columbia
TG15.....	119	Dual-Lite	UC48-132-EU.....	15	Columbia
TG30.....	119	Dual-Lite	UCL.....	109	AAL
TG50-12V.....	119	Dual-Lite	UCM.....	109	AAL
THB21.....	79	Outdoor	UFO-3AW.....	123	Dual-Lite
THB31.....	79	Outdoor	UFO-4W.....	123	Dual-Lite
TKP.....	29	Precision-Paragon [P2]	UFO-5AW.....	123	Dual-Lite
TKU.....	29	Precision-Paragon [P2]	UFO-5W.....	123	Dual-Lite
TL42.....	50	Prescolite	UFO-6W.....	123	Dual-Lite
TL60.....	50	Prescolite	UFO-6WI.....	123	Dual-Lite
TL60.....	52	Prescolite	UFO-7W.....	123	Dual-Lite
TL60.....	53	Prescolite	UFO-7WI.....	123	Dual-Lite
TL61.....	52	Prescolite	UFO-CF1.....	124	Dual-Lite

UFO-CF2	124	Dual-Lite	WGEL	135	Dual-Lite
UFO-CF2-CLD	124	Dual-Lite	WGH100H	75	Outdoor
UFO-LP1	123	Dual-Lite	WGH110L4KUM	74	Outdoor
UFO-LP2	123	Dual-Lite	WGH150P	75	Outdoor
UFO-RP1	123	Dual-Lite	WGH150S	75	Outdoor
UFO-RP2	123	Dual-Lite	WGH150S120	75	Outdoor
UFO-RP3	123	Dual-Lite	WGH225L4KUL	74	Outdoor
URK	130	Dual-Lite	WGH250P	75	Outdoor
V8LU15	64	Industrial	WGH400P	75	Outdoor
VAP	65	Industrial	WGH70H	75	Outdoor
VBGG-150	79	Outdoor	WGLX	135	Dual-Lite
VBGL1	79	Outdoor	WGLXC	135	Dual-Lite
VCG15	65	Industrial	WGLXE	135	Dual-Lite
VD4	65	Industrial	WGLZ	135	Dual-Lite
VFB15	65	Industrial	WGTCE	135	Dual-Lite
VFB30	65	Industrial	WGTW	135	Dual-Lite
VG15	65	Industrial	WP9L3E35	97	Kim Lighting
VG30	65	Industrial	WP9L3P70	97	Kim Lighting
VL15A	64	Industrial	WP9S3E35	97	Kim Lighting
VL15LG	64	Industrial	WP9S3P70	97	Kim Lighting
VP1	65	Industrial	WPH70S	75	Outdoor
VP2	65	Industrial	XEM	26	Columbia
VPL-64-N135-5K-T3-U-RA-BZT	111	Beacon Products	XEM4-232-RA-EU	26	Columbia
VPL-64-N135-5K-T4-U-RA-BZT	111	Beacon Products	XEM8-232-RA-4EU	26	Columbia
VPL-96-N280-5K-T3-U-RA-BZT	111	Beacon Products	XEM8-296T8HO-RA-EPU	26	Columbia
VPL-96-N280-5K-T4-U-RA-BZT	111	Beacon Products	ZPT	9	Columbia
VPS-30-N70-5K-T3-U-RA-BZT	111	Beacon Products			
VPS-30-N70-5K-T4-U-RA-BZT	111	Beacon Products			
VPS-30-N90-5K-T3-U-RA-BZT	111	Beacon Products			
VPS-30-N90-5K-T4-U-RA-BZT	111	Beacon Products			
VRB1	98	Kim Lighting			
VRGP-100	65	Industrial			
VRS	135	Dual-Lite			
VRS-4X	135	Dual-Lite			
VRS3	135	Dual-Lite			
VW1	65	Industrial			
VWGG-150	79	Outdoor			
VWGL1	79	Outdoor			
VX1	65	Industrial			
VX2	65	Industrial			
W2-217-EU	15	Columbia			
W4-232-EU	15	Columbia			
WA2ENC	61	Industrial			
WC4-232-EU	16	Columbia			
WCW4-432-4EU	16	Columbia			
WD14D3E35	99	Kim Lighting			
WG-MLT	135	Dual-Lite			
WGC42FE	117	Dual-Lite			

Your Retrofit Lighting & Controls Headquarters

Impact of a Commercial Property Lighting Upgrade

The typical commercial office building in the US consumes 30% of its electrical energy for lighting. A well-executed lighting retrofit that reduces lighting energy use by 60% can increase the building owner's net operating income (NOI) up to 3% while improving property values and marketability to potential tenants. Hubbell Lighting provides LED solutions for all applications.



createchange

RETROFIT LIGHTING & CONTROLS SOLUTIONS

HubbellLighting.com/solutions/retrofit/



Calculators

- Online Proposal Generator
- HVAC Impact Calculator
- Maintenance Calculator
- Productivity Calculator
- Financing Calculator

Reference Tools

- Audit Tools
- DLC Qualified Product Lookup
- Energy Star Lookup
- Utility Rebate Finder
- Input Watt Finder
- Compare-In-The-Air Program
- Cash Flow Positive Financing



HUBBELL
Lighting



HUBBELL
Lighting

701 Millennium Blvd.
Greenville, SC 29607

HUBBELLLIGHTING.COM

ALERA LIGHTING

ARCHITECTURAL AREA LIGHTING

BEACON PRODUCTS

COLUMBIA LIGHTING

COMPASS PRODUCTS

DEVINE LIGHTING

DUAL-LITE

HOMESTYLE LIGHTING

HUBBELL BUILDING AUTOMATION

HUBBELL INDUSTRIAL LIGHTING

HUBBELL OUTDOOR LIGHTING

KIM LIGHTING

KURT VERSEN

LITECONTROL

PRECISION-PARAGON [P2]

PRESCOLITE

PROGRESS LIGHTING

SPAULDING

SPORTSLITER SOLUTIONS

STERNER LIGHTING

WHITWAY