

LED Lighting Solutions



Shining Light on LEDs: The Basics

With more and more homeowners completing renovations in 2014 and the recent phase out of certain light sources, it seems everyone is talking about LED lighting. These energy-efficient sources provide numerous benefits – from energy savings to aesthetic appeal.

Let's start with some of the basics about LED lighting:

How LEDs work

To produce light very efficiently, an electrical current passed through semiconductor material illuminates the tiny light sources we call LEDs. The heat produced is absorbed into a heat sink.

Saving energy with LEDs

According to the Department of Energy, “LEDs offer the potential for cutting general lighting energy use nearly in half by 2030, saving energy dollars and carbon emissions in the process.

Expected Life of LEDs

Good-quality white LEDs in well-designed fixtures are expected to have a useful life of 30,000 to 50,000 hours or longer.

Measuring color in LEDs

Color appearance is communicated using correlated color temperature (CCT) on the Kelvin (K) scale. For most interior lighting applications, warm-white (2700K to 3000K) is preferred.

Inherent benefits of LEDs

LEDs have many unique, inherent benefits including long life, ease of maintenance, resistance to breakage, lack of infrared or ultraviolet emissions, and instant-on performance.





CLOSE-TO-CEILING	2
PENDANTS	15
BATH & VANITY	19
UNDERCABINET	24
SCONCES	28
TRACK	32
OUTDOOR	35
LANDSCAPE	54
RECESSED	56

Mini Flush Mount

The LED flush mount series uses an intuitive snap-in system that makes flush mount installation easier than ever. Simply, install adapter onto junction box, then snap into place using the flush mount clip.

FEATURES

- Flicker free dimming with many ELV dimmers
- Wet location listed
- 3000K color temperature
- 90+CRI
- 120V input voltage AC
- TM-21 60,000 hr. life
- 17w: 1035 delivered Lumens, 60 Lumens/watt
- 12w: 630 delivered Lumens, 52.5 Lumens/watt
- 10.5w: 670 delivered Lumens, 63.8 Lumens/watt
- CA Title 24 Compliant

Product No. **P8022-20/30K9-AC1-L10** Antique Bronze
P8022-28/30K9-AC1-L10 White
P8022-31/30K9-AC1-L10 Black
P8022-82/30K9-AC1-L10 Metallic Gray

Description One-light

Size 7-1/4" dia., 1-1/4" ht.

Lamp One 17w LED module included.

P8022-20/30K9-AC1-L10



P8022-28/30K9-AC1-L10



P8022-31/30K9-AC1-L10



P8022-82/30K9-AC1-L10



Product No. **P8027-20/30K9-AC1-L10** Antique Bronze
P8027-28/30K9-AC1-L10 White
P8027-31/30K9-AC1-L10 Black
P8027-82/30K9-AC1-L10 Metallic Gray

Description One-light

Size 7-1/4" sq., 1-1/4" ht.

Lamp One 17w LED module included.

P8027-20/30K9-AC1-L10



P8027-28/30K9-AC1-L10



P8027-31/30K9-AC1-L10



P8027-82/30K9-AC1-L10



Product No. **P8222-28/30K9-AC1-L10** White

Description One-light flush mount only (no recessed hardware)

Size 7-1/4" sq., 1-1/4" ht.

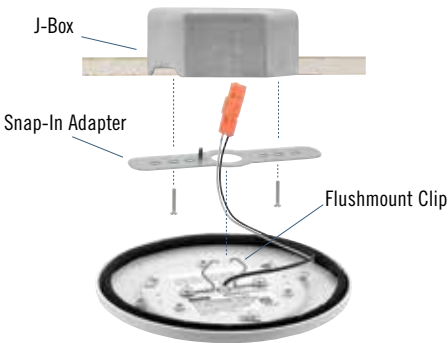
Lamp One 17w LED module included.

P8222-28/30K9-AC1-L10



EASY INSTALLATION

- 1 Attach snap-in adapter on junction box
- 2 Connect wires
- 3 Snap into place with the flush mount clips



Product No. **P8240-20/30K9-AC1-L06** Antique Bronze
P8240-28/30K9-AC1-L06 White
P8240-31/30K9-AC1-L06 Black
P8240-82/30K9-AC1-L06 Metallic Gray

Description One-light

Size 5-1/2" dia., 1-1/2" ht.

Lamp One 12w LED module included.

P8240-20/30K9-AC1-L06



P8240-28/30K9-AC1-L06



P8240-31/30K9-AC1-L06



P8240-82/30K9-AC1-L06



Product No. **P8241-20/30K9-AC1-L06** Antique Bronze
P8241-28/30K9-AC1-L06 White
P8241-31/30K9-AC1-L06 Black
P8241-82/30K9-AC1-L06 Metallic Gray

Description One-light

Size 5-1/4" dia., 1-1/2" ht.

Lamp One 10.5w LED module included.

P8241-20/30K9-AC1-L06



P8241-28/30K9-AC1-L06



P8241-31/30K9-AC1-L06



P8241-82/30K9-AC1-L06



Product No. **P8247-09/30K9-AC1-L06** Brushed Nickel
P8247-20/30K9-AC1-L06 Antique Bronze
P8247-28/30K9-AC1-L06 White
P8247-31/30K9-AC1-L06 Black

Description One-light with etched glass diffuser

Size 5-1/2" dia., 1-1/2" ht.

Lamp One 12w LED module included.

P8247-09/30K9-AC1-L06



P8247-28/30K9-AC1-L06



P8247-20/30K9-AC1-L06



P8247-31/30K9-AC1-L06



Flush Mounts

FEATURES

- 120V AC Replaceable LED module
- 1211 source lumens per module
- 71.2 lumens/watt
- 3000K color temperature
- TM-21 60,000 hr. life
- Dimmable to 10% with many ELV type dimmers
- 90+ CRI
- CA Title 24 Compliant

ETCHED GLASS


Product No.	P2302-0930K9 Brushed Nickel P2302-2030K9 Antique Bronze	
Description	One-light	
Size	11" dia., 4" ht.	
Lamp	One 17w LED module included.	

P2302-0930K9



P2302-2030K9



Product No.	P2303-0930K9 Brushed Nickel P2303-2030K9 Antique Bronze	
Description	One-light	
Size	13-1/4" dia., 4-3/4" ht.	
Lamp	One 17w LED module included.	


P2303-0930K9



P2303-2030K9




UMBER GLASS

Product No.	P2321-2030K9 Antique Bronze with umber glass	
Description	One-light	
Size	11 dia., 4" ht.	
Lamp	One 17w LED module included.	

P2321-2030K9



Product No.	P2322-2030K9 Antique Bronze with umber glass	
Description	One-light	
Size	13-1/4 dia., 4-3/4" ht.	
Lamp	One 17w LED module included.	

P2322-2030K9



ETCHED GLASS

Product No. **P2300-0930K9** Brushed Nickel
P2300-2030K9 Antique Bronze

Description One-light

Size 11" dia., 4-1/4" ht.

Lamp One 17w LED module included.



P2300-0930K9



P2300-2030K9



Product No. **P2301-0930K9** Brushed Nickel
P2301-2030K9 Antique Bronze

Description One-light

Size 12-1/2" dia., 4-1/2" ht.

Lamp One 17w LED module included.



P2301-0930K9



P2301-2030K9



WHITE RIBBED GLASS

Product No. **P2304-0930K9** Brushed Nickel
P2304-2030K9 Antique Bronze
P2304-3030K9 White

Description One-light

Size 11-3/8" dia., 5-3/4" ht.

Lamp One 17w LED module included.



P2304-0930K9



P2304-2030K9



P2304-3030K9



Product No. **P2305-0930K9** Brushed Nickel
P2305-2030K9 Antique Bronze
P2305-3030K9 White

Description One-light

Size 13" dia., 6-3/4" ht.

Lamp One 17w LED module included.



P2305-0930K9



P2305-2030K9




P2305-3030K9



FEATURES

- 120V AC Replaceable LED module
- 1211 source lumens per module
- 71.2 lumens/watt
- 3000K color temperature
- TM-21 60,000 hr. life
- Dimmable to 10% with many ELV type dimmers
- 90+ CRI
- CA Title 24 Compliant
- Wall or Ceiling Mount


Product No.	P3447-0930K9 Brushed Nickel P3447-2030K9 Antique Bronze	
Description	One-light with white acrylic diffuser	
Size	11" sq., 3-3/4" ht.	
Lamp	One 17w LED module included.	

P3447-0930K9



P3447-2030K9




Product No.	P3448-0930K9 Brushed Nickel P3448-2030K9 Antique Bronze	
Description	Two-light with white acrylic diffuser	
Size	14" sq., 3-3/4" ht.	
Lamps	Two 17w LED modules included.	

P3448-0930K9



P3448-2030K9



Product No.	P3449-0930K9 Brushed Nickel P3449-2030K9 Antique Bronze	
Description	Three-light with white acrylic diffuser	
Size	18" sq., 3-3/4" ht.	
Lamps	Three 17w LED modules included.	

P3449-0930K9




P3449-2030K9



Transit ADA

FEATURES

- 120V AC Replaceable LED module
- 1211 source lumens per module
- 71.2 lumens/watt
- 3000K color temperature
- TM-21 60,000 hr. life
- Dimmable to 10% with many ELV type dimmers
- 90+ CRI
- CA Title 24 Compliant
- Wall or Ceiling Mount


Product No.	P3411-0930K9 Brushed Nickel P3411-2030K9 Antique Bronze	
Description	One-light with white acrylic diffuser	
Size	11" sq., 3-3/4" ht.	
Lamp	One 17w LED module included.	

P3411-0930K9



P3411-2030K9




Product No.	P3417-0930K9 Brushed Nickel P3417-2030K9 Antique Bronze	
Description	Two-light with white acrylic diffuser	
Size	14" sq., 3-3/4" ht.	
Lamps	Two 17w LED modules included.	

P3417-0930K9



P3417-2030K9



Product No.	P3432-0930K9 Brushed Nickel P3432-2030K9 Antique Bronze	
Description	Three-light with white acrylic diffuser	
Size	18" sq., 3-3/4" ht.	
Lamps	Three 17w LED modules included.	

P3432-0930K9




P3432-2030K9



FEATURES

- 120V AC Replaceable LED module
- 1211 source lumens per module
- 71.2 lumens/watt
- 3000K color temperature
- TM-21 60,000 hr. life
- Dimmable to 10% with many ELV type dimmers
- 90+ CRI
- CA Title 24 Compliant
- Wall or Ceiling Mount


Product No.	P3737-0930K9 Brushed Nickel P3737-7430K9 Venetian Bronze	
Description	Five light with distressed mirror surface accents and white acrylic diffuser	
Size	45-3/4" L., 24" W., 3-1/2" ht.	
Lamps	Five 17w LED modules included.	

P3737-0930K9
shown ceiling-mounted



P3737-7430K9
shown ceiling-mounted




Product No.	P3747-0930K9 Brushed Nickel P3747-7430K9 Venetian Bronze	
Description	Three-light with distressed mirror surface accents and white acrylic diffuser	
Size	24" L., 23-3/4" W., 3-3/8" ht.	
Lamps	Three 17w LED modules included.	

P3747-0930K9
shown ceiling-mounted



P3747-7430K9
shown ceiling-mounted




Product No.	P3695-0930K9 Brushed Nickel P3695-7430K9 Venetian Bronze	
Description	Three-light with white acrylic diffuser	
Size	40" L., 11-5/8" W., 3-3/8" ht.	
Lamps	Three 17w LED modules included.	

P3695-0930K9
shown ceiling-mounted



P3695-7430K9
shown ceiling-mounted



Product No.	P3756-0930K9 Brushed Nickel P3756-7430K9 Venetian Bronze	
Description	One-light with distressed mirror surface accents and white acrylic diffuser	
Size	18-3/4" dia., 3-3/8" ht.	
Lamp	One 17w LED module included.	

P3756-0930K9
shown ceiling-mounted



P3756-0930K9
shown wall-mounted



P3756-7430K9
shown ceiling-mounted




P3756-7430K9
shown wall-mounted




FEATURES

- 120V AC Replaceable LED module
- 1211 source lumens per module
- 71.2 lumens/watt
- 3000K color temperature
- TM-21 60,000 hr. life
- Dimmable to 10% with many ELV type dimmers
- 90+ CRI
- CA Title 24 Compliant
- Wall or ceiling mount.

Product No.	P2306-0930K9 Brushed Nickel 
Description	One-light with geometric glass and acrylic diffuser
Size	12" sq., 6" ht.
Lamp	One 17w LED module included.


P2306-0930K9



Product No.	P2307-0930K9 Brushed Nickel 
Description	One-light with textured glass and acrylic diffuser
Size	12" dia., 6" ht.
Lamp	One 17w LED module included.


P2307-0930K9



Product No.	P2308-0930K9 Brushed Nickel 
Description	One-light with acrylic diffuser. White, bronze and brushed nickel knobs included
Size	12" dia., 6" ht.
Lamps	One 17w LED modules included.


P2308-0930K9



Product No.	P2309-0930K9 Brushed Nickel 
Description	One-light with acrylic diffuser. White, bronze and brushed nickel knobs included
Size	12" sq., 6" ht.
Lamp	One 17w LED module included.


P2309-0930K9



Product No.	P2310-0930K9 Brushed Nickel 
Description	One-light with etched glass diffuser and brushed metal shade
Size	10" dia., 5" ht.
Lamps	One 17w LED modules included.

P2310-0930K9



Product No.	P2311-0930K9 Brushed Nickel 
Description	One-light with etched glass diffuser and perforated metal shade
Size	12" sq., 6" ht.
Lamp	One 17w LED module included.


P2311-0930K9



Weaver

FEATURES

- 120V AC Replaceable LED module
- 1211 source lumens per module
- 71.2 lumens/watt
- 3000K color temperature
- TM-21 60,000 hr. life
- Dimmable to 10% with many ELV type dimmers
- 90+ CRI
- CA Title 24 Compliant
- Wall or ceiling mount.


Product No.	P3610-0930K9 Brushed Nickel P3610-2030K9 Antique Bronze	
Description	One-light flush mount with linen glass diffuser surrounded by a linen shade.	
Size	10" dia., 3 1/2" ht.	
Lamp	One 17w LED module included.	

P3610-0930K9



P3610-2030K9




Product No.	P3611-0930K9 Brushed Nickel P3611-2030K9 Antique Bronze	
Description	Two-light flush mount with linen glass diffuser surrounded by a linen shade.	
Size	16" dia., 4" ht.	
Lamps	Two 17w LED module included.	

P3611-0930K9



P3611-2030K9



Product No.	P3612-0930K9 Brushed Nickel P3612-2030K9 Antique Bronze	
Description	Three-light flush mount with linen glass diffuser surrounded by a linen shade.	
Size	22" dia., 3-1/2" ht.	
Lamp	Three 17w LED module included.	

P3612-0930K9



P3612-2030K9



CLOSE-TO-CEILING

FEATURES

- 120V AC Replaceable LED module
- 1211 source lumens per module
- 71.2 lumens/watt
- 3000K color temperature
- TM-21 60,000 hr. life
- Dimmable to 10% with ELV type dimmers
- 90+ CRI
- CA Title 24 Compliant

Maier

Product No.	P3675-0930K9 Brushed Nickel P3675-2030K9 Antique Bronze P3675-3030K9 White
Description	Three-light with white acrylic diffuser
Size	18" dia., 5-1/4" ht.
Lamps	Three 17w LED modules included.

P3675-2030K9



Product No.	P3910-0930K9 Brushed Nickel P3910-2030K9 Antique Bronze P3910-3030K9 White
Description	One-light with white acrylic diffuser
Size	9" dia., 4-3/8" ht.
Lamp	One 17w LED module included.

P3910-3030K9



Product No.	P3911-0930K9 Brushed Nickel P3911-2030K9 Antique Bronze P3911-3030K9 White
Description	Two-light with white acrylic diffuser
Size	14" dia., 4-3/4" ht.
Lamps	Two 17w LED modules included.

P3911-0930K9



Round Cloud ADA

Product No.	P7385-3030K9 White
Description	One-light. Twist on installation. Wall or ceiling mount. White contoured acrylic diffuser with smooth finish texture.
Size	10-7/8" dia., 3-1/4" ht.
Lamp	One 17w LED module included.

P7385-3030K9



6" Fitter

Product No.	P3408-0930K9 Brushed Nickel P3408-2030K9 Antique Bronze P3408-3030K9 White
Description	One-light with white opal glass diffuser
Size	7-1/2" dia., 4-3/8" ht.
Lamp	One 17w LED module included.

P3408-0930K9



P3408-2030K9



P3408-3030K9




CLOSE-TO-CEILING

FEATURES

- 120V AC Replaceable LED module
- 1211 source lumens per module
- 71.2 lumens/watt
- 3000K color temperature
- TM-21 60,000 hr. life
- Dimmable to 10% with many ELV type dimmers
- 90+ CRI
- CA Title 24 Compliant

Portal


Product No.	P3658-0930K9 Brushed Nickel P3658-2030K9 Antique Bronze	
Description	One-light with white acrylic diffuser	
Size	11" dia., 4-1/8" ht.	
Lamp	One 17w LED module included.	

P3658-0930K9



P3658-2030K9



Product No.	P3659-0930K9 Brushed Nickel P3659-2030K9 Antique Bronze	
Description	One-light with white acrylic diffuser	
Size	14" dia., 5-1/4" ht.	
Lamp	One 17w LED module included.	

P3659-0930K9



P3659-2030K9



Milford

Etched glass surrounded by a die-cast aluminum frame. Ideal for indoor and outdoor applications.

Product No.	P3665-2030K9 Antique Bronze P3665-3130K9 Black
Description	One-light flush mount
Size	8-5/8" dia., 4-1/8" ht.
Lamp	One 17w integral LED module included.

P3665-2030K9



P3665-3130K9



Product No.	P3673-2030K9 Antique Bronze P3673-3130K9 Black
Description	one-light flush mount
Size	10-5/8" dia., 4-7/8" ht.
Lamp	One 17w integral LED module included.

P3673-2030K9



P3673-3130K9



Energy Savings



With the rapid advancement of lighting technology, LEDs are quickly surpassing the efficiency of more traditional lighting, including fluorescent and incandescent sources. Progress Lighting offers LEDs that meet strict requirements for maximum energy savings and superior performance.

When you select a high-quality LED fixture, you can expect a significant ROI from an energy conservation standpoint.

Here are some of the energy saving benefits of LEDs from Progress Lighting:

LED sources use at least 75% less energy than incandescent lighting, allowing homeowners to save on operating expenses.

LEDs last 35 to 50 times longer than incandescent sources and approximately 2 to 5 times longer than fluorescent lighting. This means less bulb maintenance.


LEDs do not produce heat like traditional sources, reducing cooling costs. Traditional incandescent bulbs waste 98% of the energy they consume on heat.



Prismatic Glass


FEATURES

- Industrial style metal frame supports clear prismatic glass.
- 120V AC Replaceable LED module
- 623 source lumens per module
- 69.2 lumens/watt
- 3000K color temperature
- TM-21 60,000 hr. life
- Dimmable to 10% with many ELV type dimmers
- 90+ CRI
- CA Title 24 Compliant

Product No.	P5075-0930K9 Brushed Nickel 
Description	LED Linear Chandelier
Size	9-1/8" W., 38" L., 12-5/8" ht. Overall ht. w/stem 69"; wire 15'.
Lamps	Three 9w LED modules included.


P4715-0930K9



Product No.	P5075-0930K9 Brushed Nickel 
Description	One-light mini-pendant with clear prismatic glass and etched diffuser
Size	9-1/8" W., 8-1/2" ht. Overall ht. w/stem 74".
Lamp	One 9w LED module included.

P5075-0930K9



Product No.	P5143-0930K9 Brushed Nickel 
Description	One-light pendant with clear prismatic glass and etched diffuser
Size	12-3/4" W., 10-7/8" ht. Overall ht. w/stem 77".
Lamp	One 9w LED module included.

P5143-0930K9




A popular pendant collection with new colors including Crimson, Khaki, Summer Linen and Harvest Linen.

FEATURES

- 120V AC Replaceable LED module
- 1211 source lumens, 71.2 lumens per watt
- 3000K color temperature
- TM-21 60,000 hr. life
- Dimmable to 10% with many ELV type dimmers
- 90+ CRI

PENDANT KITS FOR MARKOR SHADES

Shades and pendant kits are sold separately. 9" and 10" shades can be used only with pendant kit P5101 or P5198 (see Catalog 131). 16" and 22" shades can be used with pendant kit P5101, P5107, P5198 or P5199 (see Catalog 131 for incandescent versions).

Product No.	P5198-0930K9 Brushed Nickel P5198-2030K9 Antique Bronze	
Description	One-light pendant kit for all Markor shades. 3000K. 90+ CRI. 1211 source lumens.	
Size	5-3/4" dia., 5-3/8" ht. Overall ht. w/ stem and lamps 62"; wire 10'.	
Lamp	One 17w LED module included.	

P5198-0930K9



MARKOR SHADES

Product No.	P8828-30 Summer Linen P8828-39 Crimson P8828-56 Khaki P8828-59 Harvest Linen
-------------	---

Description 10" Drum shades. Acrylic bottom diffuser. For use with P5101 and P5198 only.

Size 10" dia., 8" ht.

P8828-56
shown with pendant kit (sold separately)



P8828-39
shown with pendant kit (sold separately)



Product No.	P8829-30 Summer Linen P8829-39 Crimson P8829-56 Khaki P8829-59 Harvest Linen
-------------	---

Description 16" Drum shade. Acrylic bottom diffuser. For use with P5101 or P5107 and P5198 or P5199 (see Catalog 131).

Size 16" dia., 10" ht.

P8829-30
shown with pendant kit (sold separately)



P8829-59
shown with pendant kit (sold separately)




Product No.	P8830-30 Summer Linen P8830-39 Crimson P8830-56 Khaki P8830-59 Harvest Linen
-------------	---


Description 22" drum shades. Acrylic bottom diffuser. For use with P5101 or P5107 and P5198 or P5199 (see Catalog 131).

Size: 22" dia., 10" ht.

P8830-39
shown with pendant kit (sold separately)



P8830-30
shown with pendant kit (sold separately)




Avant

A modern pendant featuring contrasting textures, including sandblasted glass inside accented by a polished outside surface.

FEATURES

- 120V AC Replaceable LED module
- 623 source lumens, 69.2 lumens/watt
- 3000K color temperature
- TM-21 60,000 hr. life
- Dimmable to 10% with many ELV type dimmers
- 90+ CRI
- CA Title 24 Compliant

Product No.	P5072-0930K9 Brushed Nickel P5072-2030K9 Antique Bronze	
Description	LED mini-pendant	
Size	9" dia., 4-3/4" ht. Overall ht. w/wire 125"; wire 10'.	
Lamp	One 9w LED module included.	

P5072-2030K9




P5072-0930K9



Pure

Cord hung pendants with design oriented details. Antique bronze and white have an anodized gold interior. Pistachio and brushed nickel have a gloss white interior.

Product No.	P5175-0930K9 Brushed Nickel P5175-2030K9 Antique Bronze with Natural Brass Accents P5175-3030K9 White with Natural Brass Accents P5175-7930K9 Pistachio	
Description	LED pendant	
Size	6-1/2" dia., 8-7/8" ht. Overall ht. w/cord 130"; wire 10'.	
Lamp	One 9w LED module included.	

P5175-2030K9



5175-0930K9



P5175-7930K9




P5175-3030K9



Simple

This pendant has the LED module tucked inside a frosted acrylic shade. A light commercial pendant ideal for restaurant, bar and hotel applications.

Product No.	P5176-0930K9 Brushed Nickel P5176-2030K9 Antique Bronze	
Description	LED pendant	
Size	5-7/8" dia., 8-5/8" ht. Overall ht. w/ cord 130"; wire 10'.	
Lamp	One 9w LED module included.	

P5176-2030K9




P5176-0930K9



Fresnel Lens

FEATURES

- Industrial roots in form and function.
- 120V AC Replaceable LED module
- 17w: 1211 source lumens, 71.2 lumens per watt
- 9w: 623 source lumens, 69.2 lumens per watt
- 3000K color temperature
- TM-21 60,000 hr. life
- Dimmable to 10% with many ELV type dimmers
- 90+ CRI
- CA Title 24 Compliant


Product No.	P5197-0930K9 Brushed Nickel P5197-10830K9 Oil Rubbed Bronze	
Description	One-light	
Size	16" dia., 13-1/4" ht. Overall ht. w/stem 79"; wire 10'.	
Lamp	One 17w LED module included.	

P5197-0930K9



P5197-10830K9




Product No.	P5188-0930K9 Brushed Nickel P5188-10830K9 Oil Rubbed Bronze	
Description	One-light	
Size	12-1/8" dia., 10-1/2" ht. Overall ht. w/stem 77"; wire 10'.	
Lamp	One 17w LED module included.	

P5188-0930K9



P5188-10830K9



Product No.	P5050-0930K9 Brushed Nickel P5050-10830K9 Oil Rubbed Bronze	
Description	One-light mini-pendant	
Size	6-1/8" dia., 6-1/4" ht. Overall ht. w/stem 72-1/4"; wire 10'.	
Lamp	One 9w LED module included.	

P5050-0930K9




P5050-10830K9



Brookside

FEATURES

- Inspired by vintage light fixtures found in early 20th century train stations.
- 120V AC Replaceable LED module
- 17w: 1211 source lumens, 71.2 lumens per watt
- 9w: 623 source lumens, 69.2 lumens per watt
- 3000K color temperature
- TM-21 60,000 hr. life
- Dimmable to 10% with many ELV type dimmers
- 90+ CRI
- CA Title 24 Compliant


Product No.	P5023-0930K9 Brushed Nickel P5023-2030K9 Antique Bronze	
Description	One-light mini-pendant	
Size	8" dia., 7-1/2" ht. Overall ht. w/stem 64"; wire 10'.	
Lamp	One 17w LED module included.	

P5023-0930K9



P5023-2030K9



Product No.	P5024-0930K9 Brushed Nickel P5024-2030K9 Antique Bronze	
Description	One-light	
Size	12" dia., 9-1/8" ht. Overall ht. w/stem 65"; wire 15'.	
Lamp	One 17w LED module included.	


P5024-0930K9



P5024-2030K9




Kiss


Product No.	P5186-0930K9 Brushed Nickel	
Description	One-light mini-pendant	
Size	5" dia., 5-7/8" ht. Overall ht. w/stem 72".	
Lamp	One 9w LED module included.	

P5186-0930K9



Product No.	P5187-0930K9 Brushed Nickel	
Description	One-light pendant	
Size	10" dia., 10-3/4" ht. Overall ht. w/stem 77".	
Lamp	One 17w LED module included.	

P5187-0930K9




PENDANTS

FEATURES

- 120V AC Replaceable LED module
- 1211 source lumens per module
- 71.2 lumens/watt
- 3000K color temperature
- TM-21 60,000 hr. life
- Dimmable to 10% with many ELV type dimmers
- 90+ CRI
- CA Title 24 Compliant

Retro

Retro style LED pendant with prismatic glass

Product No.	P5053-0930K9 Brushed Nickel P5053-1530K9 Polished Chrome P5053-7430K9 Venetian Bronze	
Description	One-light	
Size	14-5/8" dia., 6-5/8" ht. Overall ht. w/stem 73"; wire 15'.	
Lamp	One 17w LED module included.	

P5053-1530K9



P5053-0930K9




P5053-7430K9



Warehouse

Cord hung metal shade with white inner-lining


Product No.	P5087-0930K9 Brushed Nickel	
Description	One-light mini-pendant	
Size	10-1/8" dia., 6-1/2" ht. Cord 10'.	
Lamp	One 17w LED module included.	

P5087-0930K9



Warehouse

Smooth cord hung metal shade with white inner-lining

Product No.	P5094-0930K9 Brushed Nickel P5094-3030K9 White P5094-4530K9 Dark Green P5094-7430K9 Venetian Bronze	
Description	One-light	
Size	16" dia., 7-1/2" ht. Overall ht. w/cord 129"; cord 10'.	
Lamp	One 17w LED module included.	

P5094-0930K9



P5094-3030K9



P5094-4530K9



P5094-7430K9




Balance Bath ADA

Frosted white acrylic lens and a Brushed Nickel finish are highlights of these ENERGY STAR fixtures. Wall or ceiling mounted. Can be installed vertically or horizontally.

FEATURES

- 120V AC Replaceable LED module
- 623 source lumens, 69.2 lumens/watt
- 3000K color temperature
- 90+ CRI
- Dimmable to 10% with many ELV type dimmers
- ENERGY STAR and CA Title 24 Compliant


Product No.	P2091-0930K9 Brushed Nickel 
Description	One-light bath
Size	6" W., 5" ht. Extends 3". H/CTR 2-1/2".
Lamp	One 9w LED module included.

P2091-0930K9



P2091-0930K9 *installed horizontally*



Product No.	P2092-0930K9 Brushed Nickel 
Description	Two-light bath
Size	11-1/2" W., 5" ht. Extends 3". H/CTR 2-1/2".
Lamps	Two 9w LED modules included.

P2092-0930K9



P2092-0930K9 *installed horizontally*




Product No.	P2093-0930K9 Brushed Nickel 
Description	Three-light bath
Size	16-3/4" W., 5" ht. Extends 3". H/CTR 2-1/2".
Lamps	Three 9w LED modules included.

P2093-0930K9



P2093-0930K9 *installed horizontally*




Product No.	P2094-0930K9 Brushed Nickel 
Description	Four-light bath
Size	22" W., 5" ht. Extends 3". H/CTR 2-1/2".
Lamps	Four 9w LED modules included.

P2094-0930K9




P2094-0930K9 *installed horizontally*



FEATURES

- Sleek styling with etched glass
- Dimmable to 10% with many ELV type dimmers
- 120V AC Replaceable LED module
- 623 source lumens, 69.2 lumens per watt
- 3000K color temperature
- TM-21 60,000 hr. life
- 90+ CRI
- CA Title 24 Compliant


Product No.	P2142-1530K9 Polished Chrome P2142-2030K9 Antique Bronze	
Description	One-light bath with etched glass	
Size	7" W., 4-3/4" ht. Extends 4". H/CTR 2-3/4".	
Lamp	One 9w LED module included.	

P2142-1530K9



P2142-2030K9




Product No.	P2143-1530K9 Polished Chrome P2143-2030K9 Antique Bronze	
Description	Two-light bath with etched glass	
Size	15-1/2" W., 4-3/4" ht. Extends 4". H/CTR 2-3/8".	
Lamps	Two 9w LED modules included.	

P2143-1530K9



P2143-2030K9



Product No. **P2144-1530K9** Polished Chrome 
P2144-2030K9 Antique Bronze

Description Three-light bath with etched glass

Size 24" W., 4-3/4" ht. Extends 4".
H/CTR 2-3/8".


Lamps Three 9w LED modules included.

P2144-1530K9



P2144-2030K9



Product No. **P2145-1530K9** Polished Chrome 
P2145-2030K9 Antique Bronze

Description Four-light bath with etched glass

Size 32-1/2" W., 4-3/4" ht. Extends 4".
H/CTR 2-3/8".

Lamps Four 9w LED modules included.

P2145-1530K9



P2145-2030K9



Arch LED is an innovative series of acrylic LED wall sconces that optimizes aesthetic appeal. Frosted white acrylic lens. A perforated metal mesh end cap diffuses light above and below the fixture to provide even illumination.


FEATURES

- 120V AC Replaceable LED module
- 1211 source lumens, 71.2 lumens/watt
- 3000K color temperature; 90 CRI
- Dimmable to 10% with many ELV type dimmers
- Wall or ceiling mount
- Can be installed vertically or horizontally

Product No.	P2061-0930K9 Brushed Nickel 
Description	One-Light Bath
Size	7-1/4" W., 6" ht. Extends 3". H/CTR 3".
Lamp	One 17w LED module included.

P2061-0930K9



Product No.	P2062-0930K9 Brushed Nickel 
Description	Two-Light Bath
Size	14-1/2" W., 6" ht. Extends 3". H/CTR 3".
Lamps	Two 17w LED modules included.

P2062-0930K9



Product No.	P2063-0930K9 Brushed Nickel 
Description	Three-Light Bath
Size	21-3/4" W., 6" ht. Extends 3". H/CTR 3".
Lamps	Three 17w LED modules included.

P2063-0930K9



Product No.	P2064-0930K9 Brushed Nickel 
Description	Four-Light Bath
Size	29" W., 6" ht. Extends 3". H/CTR 3".
Lamps	Four 17w LED modules included.

P2064-0930K9





OPTIONAL SHADE ACCESSORIES

Product No. **P8932-01** Fabric linen screen print

Description Accessory Shade

Size 6-7/8" W., 6" ht. Extends 2-1/4".

P2061-0930K9

Shown with P8932-01 shade



Product No. **P8934-01** Scroll screen print

Description Accessory Shade

Size 6-7/8" W., 6" ht. Extends 2-1/4".

P2061-0930K9

Shown with P8934-01 shade



P2062-0930K9

Shown with P8932-01 shades



P2062-0930K9

Shown with P8934-01 shades



P2063-0930K9

Shown with P8932-01 shades



P2064-0930K9

Shown with P8934-01 shades



LED Strips

Hide-A-Lite 4 LED Tape lighting for under cabinets and coves. Add aesthetic, energy efficient and functional lighting* in the most used areas of your home: kitchens, utility rooms, laundry rooms, wet bars, display cases.

HOW TO USE

Mount securely under cabinets with Hide-a-Lite's durable adhesive backing. Follow four simple steps:

1 Choose a Tape Length

Select LED tape strip length. Hide-a-Lite offers 2"L, 12"L and 60"L size options. Mounting clips are included. (Install in rows of two or more to aid in task lighting or enhance lighting effects.)

2 Select Transformer

Progress Lighting's 24V transformer emits no audible noise, is moisture and shock resistant and employs automatically resetting short circuit protection. Also it is dimmable with an electronic low-voltage dimmer.

3 Use Connectors to Customize Project

Connector cords and L-connectors can increase length and help navigate corners. Choose between a variety of connector cords to allow end-to-end connection.

4 Complete the Look

Select end caps to finish and complete the look.

1 Choose a Tape Length

Product No.	P7040-30 White
Description	24V LED 12" 3000K tape light.
Size	3/8" W., 12" L., 1/8" ht.

P7040-30



Product No.	P7041-30 White
Description	24V LED 5' 3000K tape light.
Size	3/8" W., 60" L., 1/8" ht.

P7041-30



Product No.	P7042-30 White
Description	24V LED 2" 3000K tape light.
Size	3/8" W., 2" L., 1/8" ht.

- 85 CRI, 3000K color temp. 40,000 hr. life
- 120 lumens per foot and consumes 3 watts per foot
- Field cuttable at every 2" to end of run.
- CETL listed damp location

2 Select Transformer

Product No.	P8683-31 Black
Description	24V 100w LED tape transformer
Size	5" L., 2" W., 1" ht.

P8683-31



- Hard wire 100w 24V zero load transformer
- High power factor >95%
- Maximum operating temperature -20° C to +90° C
- Electronic circuit design with short circuit and overload protection with auto shut down/reset
- Sound rated A, emits no audible noise
- Integrated 5-pin female connector for direct connection to the 1st LED strip in the run



3 Use Connectors to Customize Project

CONNECTOR CORDS (optional for joining LED tape between cabinets)

Product No. **P8705-30** Black
 Description 8' Connector cord to connect tape sections (P7040, P7041 and P7042)
 Size 72" L., 1/2" W., 3/16" ht.

Product No. **P8732-30** Black
 Description 6" Connector cord to connect tape sections (P7040, P7041 and P7042)
 Size 6" L., 1/2" W., 3/16" ht.

Product No. **P8747-31** Black
 Description 2" Connector cord to connect tape sections (P7040, P7041 and P7042)
 Size 2" L., 1/2" W., 3/16" ht.

Product No. **P8749-31** Black
 Description 12" Connector cord to connect tape sections (P7040, P7041 and P7042)
 Size 12" L., 1/2" W., 3/16" ht.

Product No. **P8750-31** Black
 Description 18" Connector cord to connect tape sections (P7040, P7041 and P7042)
 Size 18" L., 1/2" W., 3/16" ht.

Product No. **P8754-31** Black
 Description 36" Connector cord to connect tape sections (P7040, P7041 and P7042)
 Size 18" L., 1/2" W., 3/16" ht.

P8705-30



P8732-30



L CONNECTOR

Product No. **P8711-30** Black
 Description 90° connector for connecting sections of tape (P7040, P7041 and P7042) on corners.
 Size 1-5/16" L., 1-3/8" W.

P8711-30



Y CONNECTOR

Product No. **P8744-31** Black
 Description Three-way Y connector for Hide-a-Lite 4 LED tape (P7040, P7041 and P7042) with 1 male and 2 female connection points.
 Size 4-1/4" dia., 3/16" ht.

P8744-31



4 Complete the Look

MOUNTING CLIPS / END CAPS

Product No. **P8731-30** Black
 Description End caps to terminate run of LED tape. Includes one cut end cap and one male end cap. For use when tape has been cut at end of run.

Size 1/2" L., 1/2" W.

P8731-30



Product No. **P8752-01**

Description Pack of 10 clips/screws for straight runs for added support (2 clips per foot recommended)

Size 1/2" L., 1/2" W.

P8752-01



SPLICE BOX

Product No. **P7024-31** Black
 Description Splice box for Hide-a-Lite 4 LED tape system. Splicer with connection between Romex wire and low voltage cable or between two sections of low voltage cable. Mounting screws included.

Size 2" W., 3/4" ht., 1/2" L.

P7024-31



120V LED Strips | Undercabinet Systems

Direct Wire and Linkable,
with long-life LED's

Electrical

Each fixture includes 120V dimmable electronic power supplies rated for long-life continuous use. An on/off rocker switch is included.

Lamping

70% lumen maintenance over 35,000 hours. 3000K, 80+ CRI.

Construction

Extruded aluminum frame, polycarbonate end plates match frame finish. Tempered micro-prismatic glass lens.

Linkable

The system can be powered from a single location using the P8740 direct-wire junction box (each fixture can also be direct-wired individually). Using the HAL3 linking cable accessories (P8733-P8743), the fixtures can be linked together to form a continuous row of illumination. (Note: The linking cables can be used with or without the use of the P8740 junction box).

Dimming

Smooth and continuous dimming on many incandescent dimmer switches (Note: Reference manufacturers' minimum load requirements for dimmer switches). (Except P7002)



Side view showing cable connector

Product No. **P7002-20** Bronze
P7002-30 White



Description 120V LED undercabinet. (Non-dimmable)

Size 3-1/2" W., 9" L., Extends 1".

Lamps 4w LED array.

P7002-20



P7002-30



Product No. **P7012-20** Bronze
P7012-30 White



Description 120V LED undercabinet.

Size 3-1/2" W., 12" L., Extends 1".

Lamps 8w LED array.

P7012-20



P7012-30



Product No. **P7005-20** Bronze
P7005-30 White



Description 120V LED undercabinet.

Size 3-1/2" W., 18" L., Extends 1".

Lamps 10w LED array.

P7005-20



Product No. **P7013-20** Bronze
P7013-30 White



Description 120V LED undercabinet.

Size 3-1/2" W., 24" L., Extends 1".

Lamps 14w LED array.

P7013-30



120V AC LED Puck

Electrical

120V AC linkable LED puck. Wet location listed.

Construction

Die cast enclosure. V5 rated cover and frosted lens.

Dimmable

Smooth and continuous dimming using most incandescent dimmers (Note: Reference dimmer manufacturer's minimum load requirements.)

Lamping

Long life LED's 50,000 hours, 70% lumen maintenance. 3000K color temperature, 85+ CRI.

Linkable

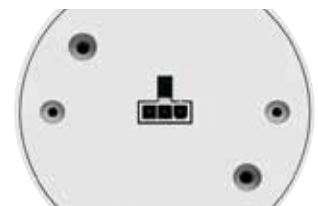
This system can be powered from a single location using the P8740 direct-wire junction box using HAL3 linking cables (P8733, P8735, P8737, P8738). The fixtures can be linked together to form a continuous row of illumination.

Product No.	P7510-30 White
Description	Two-light LED Puck, 120V LED puck.
Size	3-1/4" dia., 15/16" ht.
Lamps	4w LED array.

P7510-30




Quick connect locations on two sides and the top.



HAL 3 JUNCTION BOX

Product No.	P8740-20 Antique Bronze P8740-30 White
Description	HAL3 junction box.
Size	3-1/4" W., 7/8" ht. 3-1/2" L.

P8740-30



Shown P8740-30 with P8737-30

HAL 3 LINKING CABLES

Product No.	P8733-20 Antique Bronze P8733-30 White
Description	12" Undercabinet fixture linking cable.
Size	3/4" W., 3/8" ht. 12" L.

P8733-30



Product No.	P8735-20 Antique Bronze P8735-30 White
Description	6" Undercabinet fixture linking cable.
Size	3/4" W., 3/8" ht. 6" L.

P8735-20




Product No.	P8737-20 Antique Bronze P8737-30 White
Description	18" Undercabinet fixture linking cable.
Size	3/4" W., 3/8" ht. 18"L.

P8737-30



Product No.	P8738-20 Antique Bronze P8738-30 White
Description	24" Undercabinet fixture linking cable.
Size	3/4" W., 3/8" ht. 24" L.

P8738-30



Product No.	P8743-20 Antique Bronze P8743-30 White
Description	Coupling cable, Connects two linking cables together.
Size	3/4" W., 1/2" ht. 6" L.


P8743-20



The Beyond collection offers a variety of modern designs available in round or square styles, featuring options with textured glass, metal overlays, or geometric acrylic diffusers.


FEATURES

- 120V AC Replaceable LED module
- 1211 source lumens, 71.2 lumens/watt
- 3000K color temperature
- 90+ CRI
- Dimmable to 10% with many ELV type dimmers
- ENERGY STAR and CA Title 24 Compliant

Product No.	P2306-0930K9 Brushed Nickel 
Description	Geometric glass with acrylic diffuser
Size	12" W., 12" ht. Extends 2-5/8". H/CTR 6".
Lamp	One 17w LED module included.


P2306-0930K9



Product No.	P2307-0930K9 Brushed Nickel 
Description	Textured glass with acrylic diffuser
Size	12" W., 12" ht. Extends 2-5/8". H/CTR 6".
Lamp	One 17w LED module included.

P2307-0930K9




Product No.	P2308-0930K9 Brushed Nickel 
Description	Acrylic diffuser. Includes bronze, white and brushed nickel finials.
Size	12" W., 12" ht. Extends 2-7/8". H/CTR 6".
Lamp	One 17w LED module included.

P2308-0930K9
Shown with white finial

P2308-0930K9
Shown with bronze finial



Product No.	P2309-0930K9 Brushed Nickel 
Description	Acrylic diffuser. Includes bronze, white and brushed nickel finials.
Size	12" W., 12" ht. Extends 3". H/CTR 6".
Lamp	One 17w LED module included.


P2309-0930K9

Shown with brushed nickel finial

P2309-0930K9


Shown with bronze finial



Product No.	P2310-0930K9 Brushed Nickel 
Description	Etched glass with brushed metal shade
Size	10" W., 10" ht. Extends 2-1/2". H/CTR 6".
Lamp	One 17w LED module included.

P2310-0930K9



Product No.	P2311-0930K9 Brushed Nickel 
Description	Etched glass with perforated metal shade
Size	12" W., 12" ht. Extends 2-7/8". H/CTR 6".
Lamp	One 17w LED module included.

P2311-0930K9



SCONCES

FEATURES



- 120V AC Replaceable LED module
- 17w: 1211 source lumens, 71.2 lumens per watt
- 9w: 623 source lumens, 69.2 lumens per watt
- 90+ CRI
- 3000K color temperature
- Dimmable to 10% with many ELV type dimmers
- ENERGY STAR and CA Title 24 Compliant



Arch ADA

Screen-printed lens accessories – in fabric linen or nature-inspired patterns – can be inserted into the fixtures for a unique effect, while a perforated metal mesh end cap diffuses light above and below for even illumination.

Balance ADA


Soft acrylic lens and a Brushed Nickel finish. Installs vertically or horizontally.

Product No.	P2061-0930K9 Brushed Nickel		P2061-0930K9
Description	One-Light Bath		
Size	7-1/4" W., 6" ht. Extends 3". H/CTR 3".		
Lamp	One 17w LED module included.		


Product No.	P2091-0930K9 Brushed Nickel		P2091-0930K9
Size	6" W., 5" ht. Extends 3". H/CTR 2-1/2".		
Lamp	One 9w LED module included.		



P2091-0930K9 *installed horizontally*

OPTIONAL SHADE ACCESSORIES

Product No.	P8932-01 Fabric linen screen print	P2061-0930K9
Description	Accessory Shade	<i>Shown with P8932-01 shade</i>
Size	6-7/8" W., 6" ht. Extends 2-1/4".	



Product No.	P8934-01 Scroll screen print	P2061-0930K9
Description	Accessory Shade	<i>Shown with P8934-01 shade</i>
Size	6-7/8" W., 6" ht. Extends 2-1/4".	

Product No.	P2092-0930K9 Brushed Nickel		P2092-0930K9
Size	11-1/2" W., 5" ht. Extends 3". H/CTR 2-1/2".		
Lamps	Two 9w LED modules included.		


P2092-0930K9 *installed horizontally*



ADA Sconces


FEATURES

- 120V AC Replaceable LED module
- 1211 source lumens, 71.2 lumens per watt
- 90+ CRI
- TM-21 60,000 hr. life
- 3000K color temperature
- Dimmable to 10% with many ELV type dimmers
- ENERGY STAR and CA Title 24 Compliant
- ADA - Complies with American Disabilities Act

Product No.	P7083-0930K9 Brushed Nickel 
Description	White Acrylic.
Size	8-7/8" W., 10-5/8" ht. Extends 4". H/CTR 5-3/8".
Lamp	One 17w LED module included.


P7083-0930K9



Product No.	P7085-0930K9 Brushed Nickel 
Description	White Acrylic.
Size	9-1/2" W., 10-5/8" ht. Extends 3-3/4". H/CTR 10-3/8".
Lamp	One 17w LED module included.


P7085-0930K9



Product No.	P7088-0930K9 Brushed Nickel 
Description	White Acrylic.
Size	8" W., 10-5/8" ht. Extends 3-7/8". H/CTR 5-3/8".
Lamp	One 17w LED module included.


P7088-0930K9



Product No.	P7092-0930K9 Brushed Nickel 
Description	Etched opal. Enclosed one-piece glass.
Size	8" W., 10-3/4" ht. Extends 4". H/CTR 5-1/2".
Lamp	One 17w LED module included.

P7092-0930K9



Product No.	P7093-3030K9 White 
Description	White Glass. Includes bronze, white and brushed nickel finials.
Size	11-1/4" W., 11-5/16" ht. Extends 3-1/2". H/CTR 3".
Lamp	One 17w LED module included.

P7093-3030K9

Shown with white finial



P7093-3030K9

Shown with brushed nickel finial



P7093-3030K9

Shown with bronze finial



Incorporating LEDs Into Your Home Design



Progress Lighting makes switching to LEDs easy by offering a variety of options – from statement decorative fixtures to subtle accent lights. Here are four ways you can use LED lights in your home.

Recessed Lighting: Replacing recessed fixtures with LED sources is an easy way to use LEDs to create beautiful ambient lighting. Check out our previous post on the Basics of Recessed Lighting for tips on choosing and installing recessed fixtures – from sizing to spacing.

Accent Lighting: LED sources can add visual interest to any room of the home through accent illumination. Try using an LED step light along a walkway, stairs or on the side of a kitchen island.

Task Lighting: Consider adding under cabinet lighting to enhance task or work areas. Progress Lighting’s LED under cabinet series, or LED tape light, can be used to brighten kitchen counter spaces and improve functionality.

Decorative Lighting: With energy efficiency on the rise, more decorative fixtures have begun to incorporate LED sources. For example, the Progress Lighting Bingo collection comes with replaceable LED modules in a bold and beautiful design.



FEATURES

- 120V AC Replaceable LED module
- 6w: 400 lumens
- 9w: 600 lumens
- 90+ CRI
- 3000K color temperature
- Dimmable to 10% with many ELV type dimmers
- LED Track is not compatible with AlphaTrack. Must use LED track accessories with LED track heads¹

LED TRACK - 6W¹

Product No. **P9061-0930K9** Brushed Nickel
P9061-2830K9 White
P9061-3130K9 Black

Size 3-1/4" dia., 6-3/8" ht.

Lamp One 6w LED included.



Product No. **P9071-0930K9** Brushed Nickel
P9071-2830K9 White
P9071-3130K9 Black

Size 3" dia., 7" ht.

Lamp One 6w LED included.



Product No. **P9081-2830K9** White
P9081-3130K9 Black

Size 2-7/8" dia., 7-1/8" ht.

Lamp One 6w LED included.



LED TRACK - 9W¹

Product No. **P9062-0930K9** Brushed Nickel
P9062-2830K9 White
P9062-3130K9 Black

Size 3-5/8" dia., 7-3/4" ht.

Lamp One 9.3w LED included.



Product No. **P9082-2830K9** White
P9082-3130K9 Black

Size 3-3/8" dia., 7-1/2" ht.

Lamp One 9.3w LED included.



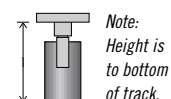
Product No. **P9072-0930K9** Brushed Nickel
P9072-2830K9 White
P9072-3130K9 Black

Size 2.5" dia., 7-5/8" ht.

Lamp One 9.3w LED included.



¹ Note: LED Track is not compatible with AlphaTrack. Must use LED track accessories with LED track heads.



FEATURES

- 400 lumens
- 90+ CRI
- 3000K color temperature
- Dimmable to 10% with many ELV type dimmers
- LED Flex-Track is not compatible with IllumaFlex. Must use Flex-Track accessories with Flex-Track track heads²

LED FLEX-TRACK²

Product No.	P9021-0930K9 Brushed Nickel P9021-2030K9 Antique Bronze
Size	2-7/8" dia., 6-1/2" ht.
Lamp	One 6w LED module included.



Product No.	P9031-0930K9 Brushed Nickel P9031-2030K9 Antique Bronze
Size	2-1/2" dia., 7" ht.
Lamp	One 6w LED module included.



² Note: LED Flex-Track is not compatible with IllumaFlex. Must use Flex-Track accessories with Flex-Track track heads.



Note: Height is to bottom of track.

LED TRACK ACCESSORIES¹

Product No.	P9054-28 White P9054-31 Black
Description	4' of 120V Straight Track.
Size	1-1/2" W, 1/2" ht., 4' L.



Product No.	P9051-28 White P9051-31 Black
Description	Floating Power Canopy
Size	4-1/4" W, 1-1/3" ht.



Product No.	P9052-01
Description	Straight Connector. White with black cap. Can be used with both white and black track.
Size	3/4" W, 1-1/3" ht.



LED FLEX-TRACK ACCESSORIES²

Product No.	P9010-09 Brushed Nickel P9010-20 Antique Bronze
Description	10' of 120V Line Voltage Flexible Track with 5 support stems, end caps, mounting hardware and power feed. Track can be field-cut to desired length.

Size (track): 7/8" ht, 6' L.
(sppt. stems): 7/8" W, 4-3/4" ht.



Product No.	P9001-09 Brushed Nickel P9001-20 Antique Bronze
Description	Straight Connector Adapter
Size	1-1/8" W, 7/8" ht.





Outdoor LEDs are very popular due to some key advantages over other light sources. Some of these include:

Safety: Because LEDs do not produce an exceptional amount of heat like other landscape and outdoor options, homeowners can be at ease knowing their outdoor LED lights will illuminate their property with minimum fire risk. Additionally, children playing in the yard are not at risk for burns due to the low temperature compared to other light sources that can get very hot.

Energy: The energy saving benefits are even more applicable to exterior settings since outdoor lights are often left on for hours at a time.

Maintenance: Outdoor lights can be difficult (and time consuming) to replace, especially for lights on a roof. An LED lamp can last up to 20 years, making LEDs an extremely low maintenance solution.

Outdoor LEDs can be used in a variety of ways, including:

Down Lights: Shine LED down lights on areas ideal for outdoor entertaining. Recessed LED fixtures create a comfortable environment and add to your home's safety and security.

Path Lights: Guide guests along exterior pathways and steps using LED path lights.


Spotlights: LED spotlights can be used to highlight architecture, gardens and key focal points of your landscape design. Spotlights also add visual intrigue to exterior areas, boosting curb appeal.


Wall Lanterns: Like down lights, LED wall lanterns contribute to the mood of outdoor living areas. Make guests feel at ease in your outdoor space by positioning wall lanterns around popular gathering spaces.


Endorse celebrates the traditional form of a gas-powered coach light with illumination from an LED source. Die-cast aluminum, powder coated frame with clear beveled glass. To add a decorative element, a fluted frosted glass column is offered as an accessory.


FEATURES

- 120V AC Replaceable LED module
- 623 source lumens, 69.2 lumens/watt
- 3000K color temperature
- 90+ CRI
- Dimmable to 10% with many ELV type dimmers
- ENERGY STAR and CA Title 24 Compliant

Product No.	P6056-3130K9 Black 
Description	Small Wall Lantern
Size	6-3/4" W., 12" ht. Extends 7-5/8". H/CTR 3-1/4".
Lamp	One 9w LED module included.

Product No.	P6057-3130K9 Black 
Description	Medium Wall Lantern
Size	8-3/4" W., 14-3/4" ht. Extends 9-3/4". H/CTR 4".
Lamp	One 9w LED module included.

Product No.	P6058-3130K9 Black 
Description	Large Wall Lantern
Size	10-3/4" W., 17-3/4" ht. Extends 11-3/4". H/CTR 4".
Lamp	One 9w LED module included.

Product No.	P6526-3130K9 Black 
Description	Hanging Lantern
Size	8-3/4" sq., 14-1/2" ht. Overall ht. w/chain 101"; wire 180".
Lamp	One 9w LED module included.



ACCESSORY COLUMNS

Product No.	P8774-31 Black
Description	For use with P6056
Size	2-3/4" sq., 9-5/8" ht.



Product No.	P8775-31 Black
Description	For use with P6057, P6526
Size	2-3/4" sq., 12-3/8" ht.



Product No.	P8779-31 Black
Description	For use with P6058
Size	2-3/4" sq., 15-1/4" ht.



East Haven LED lanterns feature a die-cast aluminum powder coated frame with clear seeded glass.

FEATURES

- 120V AC Replaceable LED module
- 17w: 1211 source lumens, 71.2 lumens/watt
- 9w: 623 source lumens, 69.2 lumens/watt
- 3000K color temperature; 90 CRI
- Dimmable to 10% with many ELV type dimmers
- ENERGY STAR and CA Title 24 Compliant (designated models)


Product No.	P6077-2030K9 Antique Bronze P6077-3130K9 Black	
Description	Small Wall Lantern	
Size	5-3/4" W., 7-7/8" ht. Extends 7-1/2". H/CTR 4-3/4".	
Lamp	One 9w LED module included.	

P6077-2030K9



P6077-3130K9



Product No.	P6078-2030K9 Antique Bronze P6078-3130K9 Black	
Description	Medium Wall Lantern	
Size	7-1/2" W., 9-1/2" ht. Extends 9-1/8". H/CTR 4-3/4".	
Lamp	One 9w LED module included.	

P6078-2030K9



P6078-3130K9




Product No.	P6079-2030K9 Antique Bronze P6079-3130K9 Black	
Description	Large Wall Lantern	
Size	9-1/2" W., 12" ht. Extends 11-1/8". H/CTR 4-3/4".	
Lamp	One 17w LED module included.	

P6079-2030K9



P6079-3130K9




Product No. **P6430-2030K9** Antique Bronze 
P6430-3130K9 Black

Description Post Lantern

Size 7-1/2" W., 15" ht. Fits 3" post
 (order separately).

Lamp One 9w LED module included.

Product No. **P6530-2030K9** Antique Bronze 
P6530-3130K9 Black

Description Hanging Lantern

Size 7-1/2" W., 10-3/8" ht.
 Overall ht. w/chain 87".

Lamp One 9w LED module included.

P6430-2030K9



P6430-3130K9



P6530-2030K9




P6530-3130K9



Arrive LED lanterns feature a die-cast aluminum powder coated frame and heavily textured glass.


FEATURES

- 120V AC Replaceable LED module
- 17w: 1211 source lumens, 71.2 lumens/watt
- 9w: 623 source lumens, 69.2 lumens/watt
- 3000K color temperature; 90+ CRI
- Dimmable to 10% with many ELV type dimmers
- ENERGY STAR and CA Title 24 Compliant (designated models)

Product No.	P6067-3130K9 Black 
Description	Small Wall Lantern
Size	6" W., 8-3/4" ht. Extends 7-3/8". H/CTR 4".
Lamp	One 9w LED module included.

P6067-3130K9



Product No.	P6068-3130K9 Black 
Description	Medium Wall Lantern
Size	7-1/2" W., 11-1/8" ht. Extends 8-3/4". H/CTR 5-1/4".
Lamp	One 9w LED module included.


P6068-3130K9



Product No.	P6069-3130K9 Black 
Description	Large Wall Lantern
Size	9" W., 13" ht. Extends 10-1/4". H/CTR 5-3/4".
Lamp	One 17w LED module included.


P6069-3130K9



Product No.	P6076-3130K9 Black 
Description	Extra Large Wall Lantern
Size	11" W., 16" ht. Extends 12-1/4". H/CTR 8-5/8".
Lamp	One 17w LED module included.


P6076-3130K9



Product No.	P6427-3130K9 Black 
Description	Post Lantern
Size	9" sq., 15-7/8" ht. Fits 3" post (order separately).
Lamp	One 17w LED module included.

P6427-3130K9



Product No.	P6527-3130K9 Black 
Description	Hanging Lantern
Size	9" sq., 15-1/8" ht. Overall ht. w/ chain 88-1/4"; wire 180".
Lamp	One 17w LED module included.


P6527-3130K9



Wish LED lanterns feature a die-cast aluminum powder coated frame. Antique Bronze features etched amber linen glass. Black features etched white linen glass. Inner directional cylinder for **Dark Sky** compliance (cylinder is removable for traditional lighting).

FEATURES

- 120V AC Replaceable LED module
- 17w: 1211 source lumens, 71.2 lumens/watt
- 9w: 623 source lumens, 69.2 lumens/watt
- 3000K color temperature; 90 CRI
- Dimmable to 10% with many ELV type dimmers
- ENERGY STAR and CA Title 24 Compliant (designated models)


Product No.	P6084-2030K9 Antique Bronze P6084-3130K9 Black	
Description	Medium Wall Lantern	
Size	7" W., 8-3/4" ht. Extends 8-5/8". H/CTR 3-1/8".	
Lamp	One 9w LED module included.	

P6084-2030K9



P6084-3130K9



Product No.	P6085-2030K9 Antique Bronze P6085-3130K9 Black	
Description	Large Wall Lantern	
Size	9" W., 12-1/2" ht. Extends 10-1/2". H/CTR 3-1/8".	
Lamp	One 17w LED module included.	

P6085-2030K9



Dark Sky cylinder included



P6085-3130K9





Product No. **P6424-2030K9** Antique Bronze
P6424-3130K9 Black

Description Post Lantern (Dark Sky cylinder not included)

Size 9" W., 15-1/4" ht. Fits 3" post (order separately).


Lamp One 9w LED module included.

P6424-2030K9



P6424-3130K9



Product No. **P6524-2030K9** Antique Bronze 
P6524-3130K9 Black

Description Hanging Lantern

Size 9" W., 12-1/2" ht.
 Overall ht. w/chain 88".

Lamp One 17w LED module included.

P6524-2030K9



P6524-3130K9



Brookside

Get inspired from vintage undertones and train station styling with this energy efficient outdoor lantern collection. Available in aluminum with Gilded Iron finish, solid brass with Antique Nickel finish or Solid Copper that ages to a patina finish. Dark Sky compliant.

FEATURES

- 120V AC Replaceable LED module
- 1211 source lumens, 71.2 lumens/watt
- 3000K color temperature; 90 CRI
- Dimmable to 10% with many ELV type dimmers
- ENERGY STAR and CA Title 24 Compliant



Product No. **P5723-1430K9** Copper
P5723-7130K9 Gilded Iron
P5723-8130K9 Antique Nickel



Description	Large Wall Lantern
Size	12" W., 12-1/4" ht. Extends 13-1/4". H/CTR 6-7/8".
Lamp	One 17w LED module included.

P5723-1430K9



P5723-7130K9




P5723-8130K9



District's metal shade offers an industrial-inspired design. Available in both incandescent and LED versions, the versatile vintage form can be used in indoor and outdoor applications. Dark sky compliant.

FEATURES

- 120V AC Replaceable LED module
- 623 source lumens, 69.2 lumens/watt
- 3000K color temperature
- TM-21 60,000 hr. life
- Dimmable to 10% with many ELV type dimmers
- 90+ CRI
- CA Title 24 Compliant


Product No.	P5551-2030K9 Antique Bronze P5551-8230K9 Metallic Gray	
Description	Large Hanging Lantern	
Size	12" dia., 8-1/4" ht. Overall ht. w/cord 130"; wire 12'.	
Lamp	One 9w LED module included.	

P5621-2030K9



P5621-8230K9




Product No.	P5535-2030K9 Antique Bronze P5535-8230K9 Metallic Gray	
Description	Medium Hanging Lantern	
Size	8" dia., 6-1/4" ht. Overall ht. w/cord 130"; wire 12'.	
Lamp	One 9w LED module included.	

P5535-2030K9



P5535-8230K9




Product No.	P5622-2030K9 Antique Bronze P5622-8230K9 Metallic Gray	
Description	Medium Wall Lantern	
Size	8" W., 8-1/4" ht. Extends 10-1/4". H/CTR 4-1/8".	
Lamp	One 9w LED module included.	

P5623-2030K9



P5623-8230K9



Product No.	P5623-2030K9 Antique Bronze P5623-8230K9 Metallic Gray	
Description	Large Wall Lantern	
Size	12" W., 10-1/2" ht. Extends 13-1/4". H/CTR 5".	
Lamp	One 9w LED module included.	

P5622-2030K9



P5622-8230K9




Craftsman styling marries traditional and rustic details. Derby boasts an artistic pattern glass diffuser with a die-cast aluminum, powder coated Antique Bronze frame.

FEATURES


- 120V AC Replaceable LED module
- 9w: 623 source lumens, 69.2 lumens/watt
- 17w: 1211 source lumens, 71.2 lumens/watt
- 3000K color temperature; 90 CRI
- Dimmable to 10% with many ELV type dimmers
- ENERGY STAR and CA Title 24 Compliant



Product No.	P5749-2030K9 Antique Bronze 
Description	Small Wall Lantern
Size	6-1/2" W., 8-3/8" ht. Extends 7-3/8". H/CTR 3".
Lamp	One 9w LED module included.


P5749-2030K9



Product No.	P5750-2030K9 Antique Bronze 
Description	Medium Wall Lantern
Size	8-1/2" W., 11-1/4" ht. Extends 9-3/8". H/CTR 4-1/4".
Lamp	One 9w LED module included.


P5750-2030K9



Product No.	P5751-2030K9 Antique Bronze 
Description	Large Wall Lantern
Size	10-5/8" W., 15-1/2" ht. Extends 11-5/8". H/CTR 3-3/8".
Lamp	One 9w LED module included.

P5751-2030K9



Product No.	P6017-2030K9 Antique Bronze 
Description	Flush Mount
Size	10" sq., 5-1/2" ht.
Lamp	One 17w LED module included.

P6017-2030K9



Bell

Featuring nautical undertones, the Bell outdoor collection offers cage lights reminiscent of industrial spaces. Ideal for use in both interior and exterior settings, this LED fixture is available in convertible ceiling/pendant and wall mount options.

FEATURES

- 120V AC Replaceable LED module
- 623 source lumens, 69.2 lumens/watt
- 3000K color temperature
- TM-21 60,000 hr. life
- 90+ CRI
- CA Title 24 Compliant

P6536-13630K9



Ceiling Mount




P6536-2030K9



Ceiling Mount




Product No. **P6536-2030K9** Antique Bronze 
P6536-13630K9 Textured Graphite

Description Ceiling/pendant

Size 6-5/8" dia., 11-3/8" ht. Overall ht. w/ chain 77"; wire 12'.

Lamp One integral 9w LED module included.

Product No. **P5676-2030K9** Antique Bronze 
P5676-13630K9 Textured Graphite

Description Small Wall Lantern

Size: 5-1/2" W., 10-5/8" ht. Extends 7-3/8". H/CTR 3".

Lamp: One integral 9w LED module included.

P5676-2030K9




P5676-13630K9



Westport LED offers traditional styling to complement a variety of home décor options. A durable, die-cast aluminum frame cradles a softly diffused, seeded glass shade.

FEATURES

- 120V AC Replaceable LED module
- 9w: 623 source lumens, 69.2 lumens/watt
- 17w: 1211 source lumens, 71.2 lumens/watt
- 3000K color temperature; 90 CRI
- Dimmable to 10% with many ELV type dimmers
- ENERGY STAR and CA Title 24 Compliant (designated models)


Product No.	P5862-2030K9 Antique Bronze P5862-3030K9 White P5862-3130K9 Black	
Description	Small Wall Lantern	
Size	6-7/8" W., 10-1/4" ht. Extends 8-3/8". H/CTR 3-1/8".	
Lamp	One 9w LED module included.	

P5862-2030K9



P5862-3030K9




Product No.	P5863-2030K9 Antique Bronze P5863-3030K9 White P5863-3130K9 Black	
Description	Medium Wall Lantern	
Size	9" W., 12-7/8" ht. Extends 10-3/8". H/CTR 3-3/4".	
Lamp	One 9w LED module included.	

P5863-2030K9



P5863-3130K9




Product No.	P5864-2030K9 Antique Bronze P5864-3030K9 White P5864-3130K9 Black	
Description	Large Wall Lantern	
Size	11" W., 15-3/8" ht. Extends 12-7/8". H/CTR 4".	
Lamp	One 17w LED module included.	

P5864-2030K9



P5864-3130K9



Product No. **P3883-2030K9** Antique Bronze 
P3883-3030K9 White
P3883-3130K9 Black

Description Flush Mount

Size 9" dia., 7-1/4" ht.


Lamp One 17w LED module included.

P3883-2030K9



P3883-3130K9



Product No. **P5445-2030K9** Antique Bronze 
P5445-3030K9 White
P5445-3130K9 Black

Description Post Lantern

Size 9" dia., 16-3/8" ht. Fits 3" post (order separately).


Lamp One 9w LED module included.

P5445-2030K9



P5445-3130K9



Product No. **P5530-2030K9** Antique Bronze 
P5530-3030K9 White
P5530-3130K9 Black

Description Hanging Lantern

Size 9" dia., 11-3/4" ht. Overall ht. w/chain 88"; wire 180".

Lamp One 9w LED module included.

P5530-3030K9



P5530-3130K9



Aluminum Cylinders

Sleek, cylindrical forms in elegant finish selections. Die-cast aluminum wall brackets and heavy-duty aluminum framing, Fade and chip-resistant. UL listed for wet locations when used with lens cover.

FEATURES

- 120V AC
- 17w: 820 delivered lumens per module
- 29w: 1600 delivered lumens per module
- 3000K color temperature
- 90+ CRI
- Dimmable to 10% with many ELV type dimmers

6" ALUMINUM CYLINDERS

Product No. **P5641-20/30K** Bronze
P5641-30/30K White
P5641-31/30K Black
P5641-82/30K Metallic Gray

Description One-light down (dark sky).

Size 6" W., 12" ht. Extends 8-7/8".
 H/CTR 4-1/2".

Lamp One 29w LED module included.
 1600 delivered lumens.

P5641-30/30K



P5641-31/30K



P5641-82/30K



Product No. **P5642-20/30K** Bronze
P5642-30/30K White
P5642-31/30K Black
P5642-82/30K Metallic Gray

Description Two-light up/down. For wet location specify P8798 top cover lens.

Size 6" W., 18" ht. Extends 8-7/8".
 H/CTR 8".

Lamps Two 29w LED modules included.
 1600 delivered lumens per module.

P5642-20/30K



P5642-30/30K



P5642-82/30K



Product No. **P5741-20/30K** Bronze
P5741-30/30K White
P5741-31/30K Black

Description One-light cylinder. Mounts flush to ceiling or hangs with pendant accessory kit (pg. 48).

Size 6" dia., 12" ht.

Lamps Two 29w LED modules included.
 1600 delivered lumens per module.

P5741-20/30K



P5741-30/30K



P5741-31/30K



5" ALUMINUM CYLINDERS

Product No. **P5674-20/30K** Bronze
P5674-30/30K White
P5674-31/30K Black
P5674-82/30K Metallic Gray

Description One-light down (dark sky).

Size 5" W., 7-1/4" ht. Extends 8". H/CTR 2-1/2".

Lamp One 17w LED module included.
 820 delivered lumens per module.

P5674-82/30K



P5674-20/30K



P5674-30/30K



Product No. **P5675-20/30K** Bronze
P5675-30/30K White
P5675-31/30K Black
P5675-82/30K Metallic Gray

Description Two-light up/down. For wet locations specify P8799 top cover lens.

Size 5" W., 14" ht. Extends 8". H/CTR 7".

Lamps Two 17w LED modules included.
 820 delivered lumens per module.

P5675-82/30K



P5675-20/30K



P5675-31/30K



Product No. **P5774-20/30K** Bronze
P5774-30/30K White
P5774-31/30K Black

Description One-light. Mounts flush to ceiling (dark sky).

Size 5" dia., 6-1/2" ht.

Lamp One 17w LED module included.
 820 delivered lumens per module.

P5774-20/30K



P5774-30/30K



P5774-31/30K



Aluminum Cylinders

Product No. **P8710-31** Black anodized aluminum

Description Deep groove step baffle to minimize glare for P5641, P5642 and P5741 6" cylinders.

Size 6" dia., 4" ht.

P8710-31



Product No. **P8798-31** Black

Description Top cover lens adapts up/down 6" cylinder, P5642, for wet location use. Heat & shatter-resistant clear tempered lens w/black trim.

Size 6" dia.

P8798-31



Product No. **P8799-30** White
P8799-31 Black

Description Top cover lens adapts up/down 5" cylinder, P5675, for wet location use. Heat & shatter-resistant clear tempered lens w/white or black trim.

Size 5" dia.

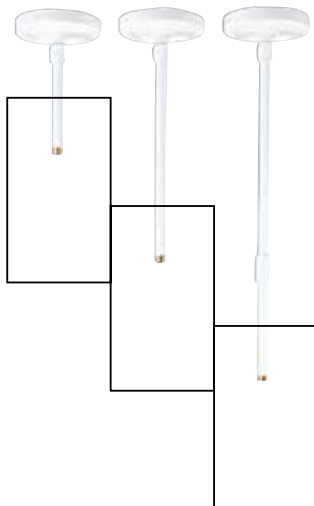
P8799-31



Product No. **P8741-20** Bronze
P8741-30 White
P8741-31 Black

Description Pendant kit adapts P5741 ceiling fixture to 6", 12" or 18" stem mounting. Includes canopy, hang-straight swivel, 6" and 12" sections with coupling.

P8741-30



Product No. **P8712-30** White
P8712-31 Black

Description Accessory provides additional shielding of the light source to achieve "turtle-friendly" illumination. **Check with your local turtle enforcement official.**

Size 5" dia., 4" ht.

P8712-30


P8712-31





Posts & Accessories


Surround your home with decorative posts to add style and elegance for years to come, Aluminum construction and popular finish choices add to functionality of outdoor lighting.


POSTS


Product No.	P5390-20 Antique Bronze P5390-31 Black	P5390-20	
Description	Aluminum post.		
Size	3" dia., 7' ht. (Can be cut to desired length)		

Product No.	P5391-20PC Antique Bronze P5391-31PC Black	P5391-20PC	
Description	Aluminum post with ladder rest and photocell which automatically turns lantern on at dusk and off at dawn.		
Size	3" dia., 7' ht. (Can be cut to desired length)		

Product No.	P5390-31PC Black	P5390-31PC	
Description	Aluminum post with photocell which automatically turns on at dusk, off at dawn.		
Size	3" dia., 7' ht. (Can be cut to desired length)		

Product No.	P5392-31PC Black	P5392-31PC	
Description	Aluminum post with ladder rest, photocell which automatically turns on at dusk off at down and weather proof GCO.		
Size	3" dia., 7' ht. (Can be cut to desired length)		

Product No.	P5391-30 White P5391-31 Black	P5391-30	
Description	Aluminum post with ladder rest.		
Size	3" dia., 7' ht. (Can be cut to desired length)		

Product No.	P5394-20 Antique Bronze P5394-31 Black	P5394-20	
Description	Commercial grade black aluminum post, .125 wall thickness.		
Size	3" dia., 12' ht. (Can be cut to desired length)		

POST ACCESSORIES

Aluminum construction offers virtually maintenance-free benefits and sturdy operation that will last over time.

Product No.	P8726-20 Antique Bronze P8726-31 Black P8726-46 Weathered Bronze
Description	Cast aluminum pedestal mount. For mounting post lanterns with 3" fitters on pedestals or on top of walls.
Size	7" dia., 3-1/4" ht.

Product No.	P8748-31 Black
Description	Surface Mount Post Adapter. Flanged cast aluminum base for surface mounting round 3" bottom O.D. posts. Anchor bolts and allen set screws included.
Size	8" dia., 5" ht.



Bulkheads

Die-cast aluminum frame with polycarbonate diffuser. Safety listed for wet locations. Wall or ceiling mount.

FEATURES

- 120V AC Replaceable LED module
- 9w: 623 source lumens, 69.2 lumens/watt
- 17w: 1211 source lumens, 71.2 lumens/watt
- 3000K color temperature; 90 CRI
- Dimmable to 10% with many ELV type dimmers
- ENERGY STAR and CA Title 24 Compliant (designated models)

Product No.	P3647-3030K9 White P3647-3130K9 Black	P3647-3030K9	<i>Shown as wall mount</i>	P3647-3130K9
Description	One-light wall or close-to-ceiling			
Size	6-1/2" W., 10-1/2" ht. Extends 4-3/8". H/CTR 5-14".			
Lamp	One 9w LED module included.			

Product No.	P3648-3030K9 White P3648-3130K9 Black	P3648-3030K9	P3648-3130K9	<i>Shown as wall mount</i>
Description	One-light round wall or close-to-ceiling			
Size	9-1/2" W., 4-3/8" ht. Extends 4-3/8". H/CTR 4-3/4".			
Lamp	One 17w LED module included.			

Product No.	P3649-3030K9 White P3649-3130K9 Black	P3649-3030K9	P3649-3130K9	<i>Shown as wall mount</i>
Description	One-light wall or close-to-ceiling			
Size	6-1/2" W., 10-1/2" ht. Extends 4-1/2". H/CTR 5-14".			
Lamp	One 9w LED module included.			

Product No.	P3650-3030K9 White P3650-3130K9 Black	P3650-3030K9	<i>Shown as wall mount</i>	P3650-3130K9
Description	One-light round wall or close-to-ceiling			
Size	9-1/2" W., 4-3/8" ht. Extends 4-1/2". H/CTR 4-3/4".			
Lamp	One 17w LED module included.			

Security Lighting

These LED swivel flood lights have tempered glass and rugged die cast construction. Can be used as single or multiple heads. Order backplate and floodlight separately.


FEATURES

- 1000 delivered lumens
- 3000K color temperature
- 60,000 hr. life
- Wet location listed
- Multi-directional swivel joint

Product No.	P6342-20/30K Antique Bronze P6342-28/30K White P6342-82/30K Metallic Gray	P6342-20/30K	P6342-20/30K	P6342-82/30K
Description	Flood Light Head			
Size	3-3/4" dia., 5" ht., Extends 3-1/4".			
Lamp	13w LED.			

Product No.	P6343-20 Antique Bronze P6343-28 White P6343-82 Metallic Gray	P6343-20	P6343-20 <i>Shown with (2) P6342-20/30K heads</i>
Description	Back Plate. Five KO gaskets included. Die cast aluminum construction.		
Size	4-1/2" dia.		

Wall Pack

Product No.	PHSL-13-23-B Antique Bronze	PHSL-13-23-B
Description	Die-cast aluminum housing with tempered, impact resistant clear glass lens. 23.3w input power. 1184 lumens. 120V/277V driver. 5000K color temperature.	
Size	12-3/4" W., 6-3/4" ht. Extends 7-1/4".	
Lamp	One 23w LED module included.	

Non-Metallic

Product No.	P3715-31 Black	P3715-31
Description	120V/277V input voltage. Durable non-corrosive UV resistant housing. 4000K, 912 lumens. 74+ CRI. Wet location listed.	
Size	6" W., 9" ht. H/CTR 4-1/4".	
Lamp	10w LED array.	

LED step/wall lights are available in a vertical or horizontal configuration for mounting into a single-gang wallbox. The design is made of heavy steel. Available in louvered or hood design.

FEATURES

- 120V AC Replaceable LED module
- 100 delivered lumens, 25 lumens/watt (P6827/P6828)
- 84 delivered lumens, 21 lumens/watt (P6829)
- 65 delivered lumens, 16 lumens/watt (P6832)
- 3000K color temperature
- 84+ CRI
- Dimmable to 10% with many ELV type dimmers
- Wet location listed
- TM-21 50,000 hr. life

Product No.	P6827-0930K Brushed Nickel P6827-2030K Antique Bronze P6827-3030K White P6827-3130K Black	P6827-0930K	P6827-3030K
Description	Louvered horizontal step/wall light. Wet location listed.		
Size	5-1/4" W. , 3-1/2" ht.		
Lamp	4w LED module included.		

		P6827-2030K	P6827-3130K
			

Product No.	P6828-0930K Brushed Nickel P6828-2030K Antique Bronze P6828-3030K White P6828-3130K Black	P6828-0930K	P6828-3030K
Description	Louvered vertical step/wall light. Wet location listed.		
Size	3-1/2" W. , 5-1/4" ht.		
Lamp	4w LED module included.		

		P6828-2030K	P6828-3130K
			



Product No.	P6829-0930K Brushed Nickel P6829-2030K Antique Bronze P6829-3030K White P6829-3130K Black
Description	Horizontal step/wall light. Wet location listed.
Size	2-7/8" W., 4-1/2" ht.
Lamp	4w LED module included.

P6829-0930K



P6829-3030K



P6829-2030K



P6829-3130K



Product No.	P6832-0930K Brushed Nickel P6832-2030K Antique Bronze P6832-3030K White P6832-3130K Black
Description	Vertical step/wall light. Wet location listed.
Size	2-7/8" ht., 4-1/2" W.
Lamp	4w LED module included.

P6832-0930K



P6832-3030K



P6832-2030K



P6832-3130K



Landscape

Variety of LED landscape lighting options for popular exterior applications. Low voltage LED landscape, bollard and path lights enhance outdoor settings, while adding safety, security and curb appeal to areas around the home. 3000K color temperature.

FEATURES

- Low voltage system must be used with P8270 transformer
- All paths lights include stake and deck mount, 4ft cable and connector.
- Die cast aluminum construction with powder coat finish
- 3000K color temperature
- 80+ CRI
- Wet location listed

Product No. **P5245-20** Antique Bronze
P5245-31 Black

Description Path light. Includes stake and deck mount, 4' cable and connector.

Size 6-1/2" dia., 20-3/4" ht. Extends 9-1/2".

Lamp One 1.5w LED module included.

P5245-31



P5245-20



Product No. **P5247-09** Brushed Nickel
P5247-31 Black

Description Slim bollard. Frosted internal diffuser surrounded by clear plastic.

Size 2-5/8" dia., 24" ht.

Lamp One 1.5w LED module included.

P5247-09



P5247-31



Product No. **P5297-31** Black

Description Spread light. Includes stake and deck mount, 4' cable and connector.

Size 7" dia., 16-1/2" ht.

Lamp One 1.5w LED module included.

P5297-31



Product No. **P5298-31** Black

Description Path light. Includes stake and deck mount, 4' cable and connector.

Size 6" dia., 17-1/2" ht.

Lamp One 1.5w LED module included.

P5298-31



LINEAR PATH LIGHT

Product No. **P5246-31** Black
 Description Linear path light with ground stake. Die cast aluminum construction with louvered glass.
 Size 5-3/8" W., 2-5/8" ht.
 Lamp One 1.5w LED module included.

P5246-31



DECK/RAIL LIGHT

Product No. **P5296-31** Black
 Description Deck/rail light with polycarbonate diffuser.
 Size 4" dia., 2" ht. Extends 3".
 Lamps Three 1.5w LED modules included.

P5296-31



WELL LIGHT

Product No. **P5295-31** Black
 Description Well light with die cast aluminum, glass cover. Includes 4' cable and connector.
 Size 5" dia., 4" ht.
 Lamp One 3w LED module included.

P5295-31



FLOOD LIGHT

Product No. **P5299-31** Black
 Description Adjustable knuckle for aiming.
 Size 4-1/2" dia., 6-5/8" ht.
 Lamp One 3w LED module included.

P5299-31



LED TRANSFORMER

Product No. **P8270-31** Black
 Description 45w LED Transformer. Non metallic case protects timer controls and 120V to 12V transformer. Surge protected with grounded cord/plug set and easy 12V cable attachment. Photocontrol triggers "time on", eliminating seasonal adjustment. 45w max. Non-dimmable. Recommend using 14 gauge cable (P8716 or P8626).
 Size 4" x 5-5/8" x 3-1/2"

P8270-31



LED 14 GAUGE CABLE

Product No. **P8617-31 & P8626-31** Black
 Description Low voltage cable. Recommended for use with P8270-31 transformer and LED Lighting. Low voltage #14 cable runs from P8270-31 control center down path of lighting. UV protected, burial is not required, hide with mulch if desired. Perfect fit with fixture connectors for easy installation (150' is the max. run distance from transformer location to assure best fixture operation).
 Size **P8617-31** 14-gauge 75 ft.
P8626-31 14-gauge 150 ft.

P8617-31



Surface Mount

The LED flush mount series uses an intuitive snap-in system that makes flush mount installation easier than ever. Simply, install adapter onto junction box, then snap into place using the flush mount clip.

FEATURES

- Flicker free dimming with many ELV dimmers
- Wet location listed
- 3000K color temperature
- 90+CRI
- 120V input voltage AC
- TM-21 60,000 hr. life
- 17w: 1035 delivered Lumens, 60 Lumens/watt
- 12w: 630 delivered Lumens, 52.5 Lumens/watt
- 10.5w: 670 delivered Lumens, 63.8 Lumens/watt
- CA Title 24 Compliant

SURFACE and RECESSED MOUNT

Product No.	P8022-20/30K9-AC1-L10 Antique Bronze P8022-28/30K9-AC1-L10 White P8022-31/30K9-AC1-L10 Black P8022-82/30K9-AC1-L10 Metallic Gray
Description	One-light
Size	7-1/4" dia., 1-1/4" ht.
Lamp	One 17w LED module included.

P8022-20/30K9-AC1-L10



P8022-28/30K9-AC1-L10



P8022-31/30K9-AC1-L10



P8022-82/30K9-AC1-L10



Product No.	P8027-20/30K9-AC1-L10 Antique Bronze P8027-28/30K9-AC1-L10 White P8027-31/30K9-AC1-L10 Black P8027-82/30K9-AC1-L10 Metallic Gray
Description	One-light
Size	7-1/4" sq., 1-1/4" ht.
Lamp	One 17w LED module included.

P8027-20/30K9-AC1-L10



P8027-28/30K9-AC1-L10



P8027-31/30K9-AC1-L10




P8027-82/30K9-AC1-L10



SURFACE and RECESSED INSTALLATION HARDWARE

Included adjustable mounting option that fits 6", 5" or 4" recessed housing. The fixture also includes an E26 Edison Base adapter for a retrofit screw-in option. This hardware is included in **P8022** and **P8027** series.



SLIM-LINE SURFACE MOUNT

Product No.	P8107-20/30K9 Antique Bronze P8107-28/30K9 White P8107-31/30K9 Black P8107-82/30K9 Metallic Gray				
Description	Flush mount that can mount into a minimum 2" box.				Bracket for P8107-28/30K9 shown mounted into JBox. JBox not included.
Size	5-1/2" W., 2-3/4"				
Lamp	One 12w LED module included.				


SURFACE MOUNT ONLY

Product No.	P8240-20/30K9-AC1-L06 Antique Bronze P8240-28/30K9-AC1-L06 White P8240-31/30K9-AC1-L06 Black P8240-82/30K9-AC1-L06 Metallic Gray				
Description	One-light				
Size	5-1/2" dia., 1-1/2" ht.				
Lamp	One 12w LED module included.				

Product No.	P8241-20/30K9-AC1-L06 Antique Bronze P8241-28/30K9-AC1-L06 White P8241-31/30K9-AC1-L06 Black P8241-82/30K9-AC1-L06 Metallic Gray				
Description	One-light				
Size	5-1/4" dia., 1-1/2" ht.				
Lamp	One 10.5w LED module included.				

Product No.	P8247-09/30K9-AC1-L06 Brushed Nickel P8247-20/30K9-AC1-L06 Antique Bronze P8247-28/30K9-AC1-L06 White P8247-31/30K9-AC1-L06 Black				
Description	One-light with etched glass diffuser				
Size	5-1/2" dia., 1-1/2" ht.				
Lamp	One 12w LED module included.				

7" SURFACE MOUNT

Product No.	P8147-09/30K9 Brushed Nickel P8147-20/30K9 Antique Bronze P8147-28/30K9 White P8147-31/30K9 Black	
Description	Round with etched glass	
Size	7-1/4" dia., 2-3/4" ht.	
Lamp	One 17w LED module included.	

P8147-28/30K9



RECESSED ADAPTERS

Product No.	P8595-01
Description	Hardware for P8222 to make it available for recessed installation. Mounting option fits 6", 5" or 4" recessed housings. Edison base adapter included.
Size	5-3/16" W, 3-9/16" ht.

P8595-01



Product No.	P8596-01
Description	Recessed mounting accessory for P8240 , P8241 and P8247 series. Allows for installation in 4" housings. Edison base adapter included.

P8596-01



RECESSED

6"



6" NEW CONSTRUCTION HOUSING

Product No.	P87-LED
Description	New Construction Air-Tight IC and Non-IC. Integral quick connect mates with P8071 series LED trims.
Ceiling opening	6-7/8" dia.
Plaster frame	7-7/8" x 10-3/4"
Recessed depth	7-1/2"
Pryouts	1/2" & 3/4"

P87-LED



6" NEW CONSTRUCTION or REMODEL TRIMS

Product No.	P8071-20/30K9-AC1-L07 Antique Bronze		
	P8071-28/30K9-AC1-L07 White		
	P8071-31/30K9-AC1-L07 Black		
	P8071-82/30K9-AC1-L07 Metallic Gray		

Description 700 lumen 3000K



Includes Edison base socket and Quick-Link connector

P8071-20/30K9-AC1-L07

P8071-28/30K9-AC1-L07

P8071-31/30K9-AC1-L07

P8071-82/30K9-AC1-L07

FEATURES

- Frosted polycarbonate lens controls direct glare from the LEDs
- Dimmable to 10% with many ELV type dimmers
- 12-watt input power
- Lumen output 700 lumens
- Lumen output and distribution comparable to a 65w BR30 incandescent lamp
- 3000K color temperature
- 90+ CRI
- TM-21 60,000 hours life
- Suitable for use in IC or NON-IC applications
- cCSAus listed for wet locations

Product No.	P8071-28/30K-L10-STR2 White		
Description	1000 lumen 3000K		

Product No.	P8071-28/35K-L10-STR2 White
-------------	------------------------------------

Description 1000 lumen 3500K



Includes Edison base socket and Quick-Link connector

P8071-28/30K-L10-STR2

P8071-28/35K-L10-STR2

FEATURES

- Frosted polycarbonate lens controls direct glare from the LEDs
- Dimmable to 10% with many ELV type dimmers
- 12-watt input power
- Lumen output 1037 lumens
- Lumen output and distribution comparable to a 75w PAR30 incandescent lamp
- 80+ CRI
- TM-21 60,000 hours life
- Suitable for use in IC or NON-IC applications
- Available in 3000K and 3500K color temperatures
- cULus listed for wet locations

4" NEW CONSTRUCTION or REMODEL HOUSING

Product No.	P831-LED
Description	New Construction Air-Tight, IC and Non-IC. Integral quick connect mates with P8080 series LED trims.
Ceiling opening	4-1/2"
Plaster frame	8-3/8" x 13"
Recessed depth	7-1/2"

P831-LED



Product No.	P830-LED
Description	New Construction Non-IC. Integral quick connect mates with P8080 series LED trims.
Ceiling opening	4-1/2"
Plaster frame	7-7/8" x 10-3/4"
Recessed depth	5-1/2"
Pryouts	1/2" and 3/4"

P830-LED



Product No.	P832-LED
Description	Remodel Non-IC. Retrofit version of P830-TG for use in existing ceilings.
Ceiling opening	4-1/4"
Recessed depth	5-1/2"
Pryouts	1/2"

P832-LED

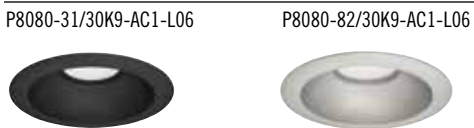



4" NEW CONSTRUCTION or REMODEL TRIMS

Product No.	P8080-20/30K9-AC1-L06 Antique Bronze P8080-28/30K9-AC1-L06 White P8080-31/30K9-AC1-L06 Black P8080-82/30K9-AC1-L06 Metallic Gray
Description	600 lumen 3000K



Includes Edison base socket and Quick-Link connector



FEATURES


- LED (Light Emitting Diode) lamp included
- 10-watt input power
- Lumen output 620 lumens
- Lumen output and distribution comparable to 50w R20 incandescent lamp
- 90+ CRI
- TM-21 60,000 hours life
- Suitable for use in IC or NON-IC applications
- cULus listed for wet locations

5" P8061 NEW CONSTRUCTION or REMODEL (TRIMS ONLY)

Product No.	P8061-20/30K9-AC1-L06 Antique Bronze P8061-28/30K9-AC1-L06 White P8061-31/30K9-AC1-L06 Black P8061-82/30K9-AC1-L06 Metallic Gray
Description	600 lumen 3000K



Includes Edison base socket and Quick-Link connector



FEATURES

- LED (Light Emitting Diode) lamp included
- Dimmable to 10% with many ELV type dimmers
- 12-watt input power
- Lumen output 635 lumens
- Lumen output and distribution comparable to 65w BR30 incandescent lamp
- 90+ CRI
- TM-21 60,000 hours life
- Suitable for use in IC or NON-IC applications
- cULus listed for wet locations


RECESSED

4" Pro-Optic®

4" NEW CONSTRUCTION HOUSING

Product No.	P8064-EBG4	
Ceiling Opening	5-3/8"	
Ceiling Thickness	1-1/4"	
Plaster Frame	9-1/16" x 15-1/2"	
Pryouts	1/2" and 3/4"	

P8064-EBG4



1100 LUMEN OPEN MODULE TRIMS FOR P8064

P8067-21A/30KG4 P8067-21A/35KG4 P8067-21A/40KG4 Clear Alzak®	P8067-22A/30KG4 P8067-22A/35KG4 P8067-22A/40KG4 Gold Alzak®	P8067-28/30KG4 P8067-28/35KG4 P8067-28/40KG4 White
--	---	--



2000 LUMEN OPEN MODULE TRIMS FOR P8064

P8206-21A/30KG4 P8206-21A/35KG4 P8206-21A/40KG4 Clear Alzak®	P8206-22A/30KG4 P8206-22A/35KG4 P8206-22A/40KG4 Gold Alzak®	P8206-28/30KG4 P8206-28/35KG4 P8206-28/40KG4 White
--	---	--



FEATURES

- Universal 120-277V high efficiency driver
- Remote phosphor technology for controlled color consistency
- 3000K, 3500K and 4000K options
- 80+ CRI
- 50 lumens per watt fixture efficacy
- TM-21 50,000 hour life
- J-box rated for (8) #12 90° conductors (4 in/4 out)
- Light commercial bar hangers included
- Suitable for wet locations, non-IC rated
- 5 year warranty

2" Pro-Optic®

2" NEW CONSTRUCTION HOUSING & TRIM

Ceiling Opening	2-7/8"	
Ceiling Thickness	1/2" - 1-1/4"	
Pryouts	1/2"	

ACCESSORY FOR 2"

Product No.	P8556-01
Description	IC Box with bar hangars.

P8152-21A/27K9 Clear Alzak®	P8152-28/27K9 White
---------------------------------------	-------------------------------

WALL WASH

P8153-21A/27K9 Clear Alzak®	P8153-28/27K9 White
---------------------------------------	-------------------------------

FEATURES

- 120V high efficiency driver
- 2700K
- TM-21 50,000 hour life
- 900 lumens
- 21 watts
- 35° distribution
- 95+ CRI
- Suitable for wet locations, non-IC rated
- Forward phase dimmable to 10%
- 5 year warranty
- Completely accessible from below the ceiling

RECESSED

6" Pro-Optic®

6" NEW CONSTRUCTION HOUSING

Product No.	P8216-EB P8216-DM P8216-277EB P8216-277DM
Ceiling Opening	6-1/4"
Ceiling Thickness	1-1/4"
Plaster Frame	9-1/8" x 14"
Pryouts	1/2" and 3/4"
Note	Built to order with a 2-4 week lead time



P8216-EB
P8216-DM
P8216-277EB
P8216-277DM



900 LUMEN OPEN MODULE TRIMS FOR P8216

P8104-28/30K
P8104-28/35K
P8104-28/40K
White



1300 LUMEN OPEN MODULE TRIMS FOR P8216

P8105-28/30K
P8105-28/35K
P8105-28/40K
White



1500 LUMEN OPEN MODULE TRIMS FOR P8216

P8106-28/30K
P8106-28/35K
P8106-28/40K
White




FEATURES


- Universal 120-277V high efficiency driver
- 3000K, 3500K and 4000K options
- 80+ CRI
- TM-21 50,000 hour life
- J-box rated for (8) #12-90° conductors (4 in/4 out)
- Suitable for wet locations, non-IC rated
- 5 year warranty



6" NEW CONSTRUCTION HOUSING

Product No.	P8023-EBG4 P8212-EB120VG4 P8212-EB277VG4	
Ceiling Opening	6-1/4"	
Ceiling Thickness	1-1/4"	
Plaster Frame	9-1/16" x 15-1/2"	
Pryouts	1/2" and 3/4"	

P8023-EBG4
P8212-EB120VG4
P8212-EB277VG4



1100 LUMEN OPEN MODULE TRIMS FOR P8023

P8021-21A/30KG4 P8021-21A/35KG4 P8021-21A/40KG4 Clear Alzak®	P8021-22A/30KG4 P8021-22A/35KG4 P8021-22A/40KG4 Gold Alzak®	P8021-28/30KG4 P8021-28/35KG4 P8021-28/40KG4 White
--	---	--



2000 LUMEN OPEN MODULE TRIMS FOR P8023

P8050-21A/30KG4 P8050-21A/35KG4 P8050-21A/40KG4 Clear Alzak®	P8050-22A/30KG4 P8050-22A/35KG4 P8050-22A/40KG4 Gold Alzak®	P8050-28/30KG4 P8050-28/35KG4 P8050-28/40KG4 White
--	---	--



3000 LUMEN OPEN MODULE TRIMS FOR P8212


P8112-21A/30KG4 P8112-21A/35KG4 P8112-21A/40KG4 Clear Alzak®	P8112-22A/30KG4 P8112-22A/35KG4 P8112-22A/40KG4 Gold Alzak®	P8112-28/30KG4 P8112-28/35KG4 P8112-28/40KG4 White
--	---	--



FEATURES

- Universal 120-277V high efficiency driver
- Remote phosphor technology for controlled color consistency
- 3000K, 3500K and 4000K options
- 80+ CRI
- 50 lumens per watt fixture efficacy
- TM-21 50,000 hour life
- J-box rated for (8) #12 90° conductors (4 in/4 out)
- Light commercial bar hangers included
- Suitable for wet locations, non-IC rated
- 5 year warranty

6" HOUSING - WALL WASHER

Product No.	P8005-EBG4 P8223-EB120VG4 P8223-EB277VG4	
Description	Wall washer	
Ceiling Opening	6-1/4"	
Ceiling Thickness	1-1/4"	
Plaster Frame	9-1/16" x 15-1/2"	
Pryouts	1/2" and 3/4"	

P8005-EBG4
P8223-EB120VG4
P8223-EB277VG4



1100 LUMEN WALL WASH MODULE FOR P8005

P8006-21A/30KG4 P8006-21A/35KG4 P8006-21A/40KG4 Clear Alzak®	P8006-22A/30KG4 P8006-22A/35KG4 P8006-22A/40KG4 Gold Alzak®
--	---



1500 LUMEN WALL WASH MODULE FOR P8005

P8051-21A/30KG4 P8051-21A/35KG4 P8051-21A/40KG4 Clear Alzak®	P8051-22A/30KG4 P8051-22A/35KG4 P8051-22A/40KG4 Gold Alzak®
--	---



2000 LUMEN WALL WASH MODULE FOR P8223



P8123-21A/30KG4 P8123-21A/35KG4 P8123-21A/40KG4 Clear Alzak®	P8123-22A/30KG4 P8123-22A/35KG4 P8123-22A/40KG4 Gold Alzak®	P8123-28/30KG4 P8123-28/35KG4 P8123-28/40KG4 White
--	---	--



FEATURES

- Wall wash orientation field adjustable in 90° increments
- Universal 120-277V high efficiency driver
- Remote phosphor technology for controlled color consistency
- 3000K, 3500K and 4000K options
- 80+ CRI
- TM-21 50,000 hour life
- J-box rated for (8) #12 90° conductors (4 in/4 out)
- Light commercial bar hangers included
- Suitable for wet locations, non-IC rated
- 5 year warranty

6" RETROFIT HOUSING

Product No.	P8002-EBG4	
Ceiling Opening	min. 6-1/8" max. 6-1/2"	
Product No.	P8002-EBSDG4	
(Must use WF trims)		
Ceiling Opening	min. 5-15/16" max. 6-1/8"	
Ceiling Thickness	1-1/2"	
Plaster Frame	7" x 12-3/4" to 15"	
Pryouts	1/2" and 3/4"	

P8002-EBG4
P8002-EBSDG4



1100 LUMEN OPEN MODULE TRIMS FOR P8002-EB

P8021-21A/30KG4	P8021-22A/30KG4	P8021-28/30KG4
P8021-21A/35KG4	P8021-22A/35KG4	P8021-28/35KG4
P8021-21A/40KG4	P8021-22A/40KG4	P8021-28/40KG4
Clear Alzak®	Gold Alzak®	White

1100 LUMEN OPEN MODULE TRIMS FOR P8002-EBSD

P8021-21A/30KWFG4	P8021-22A/30KWFG4	P8021-28/30KWFG4
P8021-21A/35KWFG4	P8021-22A/35KWFG4	P8021-28/35KWFG4
P8021-21A/40KWFG4	P8021-22A/40KWFG4	P8021-28/40KWFG4
Clear Alzak®	Gold Alzak®	White

2000 LUMEN OPEN MODULE TRIMS FOR P8002-EB

P8050-21A/30KG4	P8050-22A/30KG4	P8050-28/30KG4
P8050-21A/35KG4	P8050-22A/35KG4	P8050-28/35KG4
P8050-21A/40KG4	P8050-22A/40KG4	P8050-28/40KG4
Clear Alzak®	Gold Alzak®	White



2000 LUMEN OPEN MODULE TRIMS FOR P8002-EBSD

P8050-21A/30KWFG4	P8050-22A/30KWFG4	P8050-28/30KWFG4
P8050-21A/35KWFG4	P8050-22A/35KWFG4	P8050-28/35KWFG4
P8050-21A/40KWFG4	P8050-22A/40KWFG4	P8050-28/40KWFG4
Clear Alzak®	Gold Alzak®	White

FEATURES

- Universal 120-277V high efficiency driver
- Remote phosphor technology for controlled color consistency
- 3000K, 3500K and 4000K options
- 80+ CRI
- 50 lumens per watt fixture efficacy
- TM-21 50,000 hour life
- J-box rated for (8) #12 90° conductors (4 in/4 out)
- Light commercial bar hangers included
- Suitable for wet locations, non-IC rated
- 5 year warranty

6" RETROFIT HOUSING

Product No.	P8214-EB120VG4	
	P8214-EB277VG4	
Ceiling Opening	min. 6-1/8" max. 6-1/2"	
Product No.	P8214-EBSD120VG4	
(Must use WF trims)	P8214-EBSD277VG4	
Ceiling Opening	min. 5-15/16" max. 6-1/8"	
Ceiling Thickness	1-1/2"	
Plaster Frame	7" x 12-3/4" to 15"	
Pryouts	1/2" and 3/4"	

P8214-EB277VG4
P8214-EB120VG4
P8214-EBSD120VG4
P8214-EBSD277VG4



3000 LUMEN OPEN MODULE TRIMS FOR P8214-EB

P8112-21A/30KG4	P8112-22A/30KG4	P8112-28/30KG4
P8112-21A/35KG4	P8112-22A/35KG4	P8112-28/35KG4
P8112-21A/40KG4	P8112-22A/40KG4	P8112-28/40KG4
Clear Alzak®	Gold Alzak®	White


3000 LUMEN OPEN MODULE TRIMS FOR P8214-EBSD

P8112-21A/30KWFG4	P8112-22A/30KWFG4	P8112-28/30KWFG4
P8112-21A/35KWFG4	P8112-22A/35KWFG4	P8112-28/35KWFG4
P8112-21A/40KWFG4	P8112-22A/40KWFG4	P8112-28/40KWFG4
Clear Alzak®	Gold Alzak®	White


FEATURES

- 120V or 277V high efficiency driver
- Remote phosphor technology for controlled color consistency
- 3000K, 3500K and 4000K options
- 80+ CRI
- 50 lumens per watt fixture efficacy
- TM-21 50,000 hour life
- J-box rated for (8) #12 90° conductors (4 in/4 out)
- Suitable for wet locations, non-IC rated
- 5 year warranty

8" NEW CONSTRUCTION HOUSING

Product No.	P8220-EB120VG4 P8220-EB277VG4	
Ceiling Opening	6-1/4"	
Ceiling Thickness	1-1/4"	
Plaster Frame	9-1/16" x 15-1/2"	
Pryouts	1/2" and 3/4"	

P8220-EB120VG4
P8220-EB277VG4



3000 LUMEN OPEN MODULE TRIMS FOR P8220


P8120-21A/30KG4 P8120-21A/35KG4 P8120-21A/40KG4 Clear Alzak®	P8120-22A/30KG4 P8120-22A/35KG4 P8120-22A/40KG4 Gold Alzak®	P8120-28/30KG4 P8120-28/35KG4 P8120-28/40KG4 White
--	---	--



FEATURES

- 120V or 277V high efficiency driver
- Remote phosphor technology for controlled color consistency
- 3000K, 3500K and 4000K options
- 80+ CRI
- 50 lumens per watt fixture efficacy
- TM-21 50,000 hour life
- J-box rated for (8) #12 90° conductors (4 in/4 out)
- Light commercial bar hangers incl.
- Suitable for wet locations, non-IC rated
- 5 year warranty

8" NEW CONSTRUCTION HOUSING

Product No.	P8103-EBG4	
Ceiling Opening	6-1/4"	
Ceiling Thickness	1-1/4"	
Plaster Frame	9-1/16" x 15-1/2"	
Pryouts	1/2" and 3/4"	

P8103-EBG4



1100 LUMEN OPEN MODULE TRIMS FOR P8103

P8121-21A/30KG4 P8121-21A/35KG4 P8121-21A/40KG4 Clear Alzak®	P8121-22A/30KG4 P8121-22A/35KG4 P8121-22A/40KG4 Gold Alzak®	P8121-28/30KG4 P8121-28/35KG4 P8121-28/40KG4 White
--	---	--



FEATURES



- 120V or 277V high efficiency driver
- Remote phosphor technology for controlled color consistency
- 3000K, 3500K and 4000K options
- 80+ CRI
- 50 lumens per watt fixture efficacy
- TM-21 50,000 hour life
- J-box rated for (8) #12 90° conductors (4 in/4 out)
- Light commercial bar hangers incl.
- Suitable for wet locations, non-IC rated
- 5 year warranty

2000 LUMEN OPEN MODULE TRIMS FOR P8103

P8133-21A/30KG4 P8133-21A/35KG4 P8133-21A/40KG4 Clear Alzak®	P8133-22A/30KG4 P8133-22A/35KG4 P8133-22A/40KG4 Gold Alzak®	P8133-28/30KG4 P8133-28/35KG4 P8133-28/40KG4 White
--	---	--



8" RETROFIT HOUSING

Product No.	P8102-EBG4	
Ceiling Opening	min. 8-1/8" max. 8-3/4"	
Product No.	P8102-EBSDG4	
(Must use WF trims)		
Ceiling Opening	min. 7-15/16" max. 8-1/8"	
Ceiling Thickness	1-1/2"	
Plaster Frame	9" x 13-3/4" to 16"	
Pryouts	1/2" and 3/4"	

P8102-EBG4
P8102-EBSDG4



1100 LUMEN OPEN MODULE TRIMS FOR P8102-EB

P8121-21A/30KG4	P8121-22A/30KG4	P8121-28/30KG4
P8121-21A/35KG4	P8121-22A/35KG4	P8121-28/35KG4
P8121-21A/40KG4	P8121-22A/40KG4	P8121-28/40KG4
Clear Alzak®	Gold Alzak®	White

1100 LUMEN OPEN MODULE TRIMS FOR P8102-EBSD

P8121-21A/30KWFG4	P8121-22A/30KWFG4	P8121-28/30KWFG4
P8121-21A/35KWFG4	P8121-22A/35KWFG4	P8121-28/35KWFG4
P8121-21A/40KWFG4	P8121-22A/40KWFG4	P8121-28/40KWFG4
Clear Alzak®	Gold Alzak®	White



2000 LUMEN OPEN MODULE TRIMS FOR P8102-EB

P8133-21A/30KG4	P8133-22A/30KG4	P8133-28/30KG4
P8133-21A/35KG4	P8133-22A/35KG4	P8133-28/35KG4
P8133-21A/40KG4	P8133-22A/40KG4	P8133-28/40KG4
Clear Alzak®	Gold Alzak®	White

2000 LUMEN OPEN MODULE TRIMS FOR P8102-EBSD

P8133-21A/30KWFG4	P8133-22A/30KWFG4	P8133-28/30KWFG4
P8133-21A/35KWFG4	P8133-22A/35KWFG4	P8133-28/35KWFG4
P8133-21A/40KWFG4	P8133-22A/40KWFG4	P8133-28/40KWFG4
Clear Alzak®	Gold Alzak®	White

8" RETROFIT HOUSING

Product No.	P8215-EB120VG4	
	P8215-EB277VG4	
Ceiling Opening	min. 8-1/8" max. 8-3/4"	
Product No.	P8215-EBSD120VG4	
(Must use WF trims)	P8215-EBSD277VG4	
Ceiling Opening	min. 7-15/16" max. 8-1/8"	
Ceiling Thickness	1-1/2"	
Plaster Frame	9" x 13-3/4" to 16"	
Pryouts	1/2" and 3/4"	

P8215-EB120VG4
P8215-EB277VG4
P8215-EBSD120VG4
P8215-EBSD277VG4



3000 LUMEN OPEN MODULE TRIMS FOR P8215-EB

P8120-21A/30KG4	P8120-22A/30KG4	P8120-28/30KG4
P8120-21A/35KG4	P8120-22A/35KG4	P8120-28/35KG4
P8120-21A/40KG4	P8120-22A/40KG4	P8120-28/40KG4
Clear Alzak®	Gold Alzak®	White

3000 LUMEN OPEN MODULE TRIMS FOR P8215-EBSD

P8120-21A/30KWFG4	P8120-22A/30KWFG4	P8120-28/30KWFG4
P8120-21A/35KWFG4	P8120-22A/35KWFG4	P8120-28/35KWFG4
P8120-21A/40KWFG4	P8120-22A/40KWFG4	P8120-28/40KWFG4
Clear Alzak®	Gold Alzak®	White

FEATURES

- Universal 120-277V high efficiency driver
- Remote phosphor technology for controlled color consistency
- 3000K, 3500K and 4000K options
- 80+ CRI
- 50 lumens per watt fixture efficacy
- TM-21 50,000 hour life
- J-box rated for (8) #12 90° conductors (4 in/4 out)
- Suitable for wet locations, non-IC rated
- 5 year warranty

FEATURES

- 120V or 277V high efficiency driver
- Remote phosphor technology for controlled color consistency
- 3000K, 3500K and 4000K options
- 80+ CRI
- 50 lumens per watt fixture efficacy
- TM-21 50,000 hour life
- J-box rated for (8) #12 90° conductors (4 in/4 out)
- Suitable for wet locations, non-IC rated
- 5 year warranty

RECESSED

6" Pro-Optic® Firebox®

6" LED FIRE RATED HOUSING

Product No.	P821-FBLED
Ceiling Opening	6-7/8"
Recessed Depth	8-9/16"
Plaster Frame	12-3/8" - 9-9/16"
Pryouts	1/2" and 3/4"

P821-FBLED



P8071 LED TRIMS *(see page 58 for details)*

P8071-28/30K9-AC1-L07
P8071-20/30K9-AC1-L07
P8071-31/30K9-AC1-L07
P8071-82/30K9-AC1-L07
 700 lumen



P8071-28/30K9-L10-STR2
P8071-28/35K9-L10-STR2
 1000 lumen



FEATURES

- IC rated
- Fits into 2" x 10" construction
- CUL and UL listed for wet location when used w/P8071 (sold separately)
- UL classified to maintain fire ratings of 2 hour or less (see spec sheet for ceiling/floor designs)



Recessed Accessories

BAR HANGARS

Product No. **P8716-01**
 Description Two 26" adjustable hangers for step lights, complete rounds and squares.

P8716-01



Product No. **P8725-01**
 Description Bar Hangar for T-Bar. For use with P8200/8201/P8202/P8203

Product No. **P8739-01**
 Description Bar Hangar for joist. For use with P8200/8201/P8202/P8203

Exit & Emergency

ENERGY SAVING EMERGENCY LED EXIT SIGNS

Product No.	PE008-30 White with Red Letters PE009-30 White with Green Letters
Description	Emergency Exit Sign
Size	11-1/2" W., 7-1/8" ht. Extends 2".

PE008-30



PE009-30



FEATURES

- Universal face
- LED life-cycle of more than 10 years
- Molded-in template for quick installation
- Dual-voltage 120 or 277V AC input
- Includes long-life Nickel Cadmium battery for UL recognized 90 minutes emergency lighting
- Damp location listed
- Provided with test switch and AC-on indicator
- Canopy included
- 2 year full unit warranty

Product No.	PE010-30 White with Red Letters PE011-30 White with Green Letters
Description	Combination Exit/Emergency Light
Size	18" W., 7-1/8" ht. Extends 4-1/3".

PE010-30



PE011-30



FEATURES

- Combination Exit/Emergency Light
- Universal face
- LED life-cycle of more than 10 years
- Molded-in template for quick installation
- Dual-voltage 120 or 277V AC input
- Includes long-life Nickel Cadmium battery for UL recognized 90 minutes emergency lighting
- Damp location listed
- Provided with test switch and AC-on indicator
- Canopy included
- Lamp-heads are fully adjustable

Product No.	PE012-30 White
Description	Dual LED head emergency light
Size	9" W., 4" ht. Extends 2-3/4".

PE012-30



FEATURES

- Dual LED head emergency light
- LED life-cycle of more than 10 years
- Quick installation, dual-voltage 120 or 277V AC input
- 3 VDC, 1 W Lamp
- Includes long-life Nickel Cadmium battery for UL recognized 90 minutes emergency lighting
- Damp location listed
- Fully adjustable lamp-heads
- Provided with test switch and AC-on indicator.

LED REPLACEMENT LAMP

Product No.	SKG0905DLED27
Description	G9 5w LED dimmable lamp. 2700K. 350 lumens.
Size	1-1/2" W., 2-1/5" ht.

SKG0905DLED27



Dimmer Specifications

17 - WATT

Dimmable to 10% brightness with ELV type dimmers.
See list below for known compatible controls:

LUTRON***

DVELV-300P
NTELV-300
VTELV-600
MAELV-600
SPSELV-600

LEVITON:

AWRMG-EAW

9 / 10.5 / 12 - WATT

Dimmable to 10% brightness with ELV type dimmers.
See list below for known compatible controls:

LUTRON***

DVELV-300P
NTELV-300
VTELV-600
AYCL-153P
DVCL-153P
MAELV-600
SPSELV-600

LEVITON:

AWRMG-EAW

REPLACEMENT PART FOR INTEGRAL LED LIGHT ENGINE

17w	93053641
9w	93054049

- * We do not recommend using digital dimmer controls
- ** Compatibility with incandescent dimmers varies by load, due to this factor, we recommend ELV type dimmers for best performance.
- *** Applicable trademark, copyright and other intellectual property laws protect all of our brand features. If you would like to use any of our brand features on your website, in an ad, in any other medium, you may need to receive permission from Progress Lighting first.

PRO-OPTIC 0-10V DIMMING

Pro-Optic LED driver is compatible with 0-10V type dimming controls. Recommended dimming controls are listed below.

CONTROL MANUFACTURER	WALLBOX DIMMER	POWER BOOSTER AVAILABLE
Douglas Lighting controls	WPC 5721	
Entertainment Technology	Tap Glide TG600FAM120 (120V) Tap Glide Heatsink TGH1500FAM120 (120V) Oasis OA2000FAMU (120/277V)	
Honeywell, Inc.	EL 7315A1019 and EL7315A1009	EL7305A1010
HUNT Dimming	Preset Slide: PS-010-IV-120V and PS-010-WH-120V Preset Slide: PS-010-3W-IV-120V and PS-010-3W-WH-120V Preset Slide: PS-010-IV-277V and PS-010-WH-277V Preset Slide: PS-010-3W-IV-277V and PS-010-3W-WH-277V Preset Slide, controls FD-010: PS-IFC-010-IV- and PS-IFC-010-WH-120/277V Preset Slide, controls FD-010: PS-IFC-010-3W-IV- and PS-IFC-010-3W-WH-120/277V Remoted mounted unit: FD-010-120V and FD-010-277V	
Lehigh Electric Products Co.	Solitaire PBX	
Leviton Lighting Controls Div.	Leviton Centura Fluorescent Control System IllumaTech™ IP7 Series	CN100 PE300
Lightolier Controls	Sunrise Preset slider ZP600FAM120 (120V) Momentum Preset slider MP1500FAM120 (120V) Vega Slider V2000FAMU (120/277)	
Lithonia Controls	ISD BC SLD LPCS Digital Equinox (DEQ BC)	RDM FC
Lutron Electronics Co., Inc.	Visit www.lutron.com/advance for the latest control information and selection	
PDM Electrical products	WPC-5721	
Starfield Controls	TR61 with DALI interface port	RT03 DAL Inet router
The Watt Stopper, Inc.	LS4 used with LCD-101 and LCD-103	

For the current list of dimming options please see progresslighting.com/dimmers or the current specification sheets on the web site.

Index

CLOSE-TO-CEILING

P2300 5
 P2301 5
 P2302 4
 P2303 4
 P2304 5
 P2305 5
 P2306 10
 P2307 10
 P2308 10
 P2309 10
 P2310 10
 P2311 10
 P2321 4
 P2322 4
 P3408 12
 P3411 7
 P3417 7
 P3432 7
 P3447 6
 P3448 6
 P3449 6
 P3610 11
 P3611 11
 P3612 11
 P3658 13
 P3659 13
 P3665 13
 P3673 13
 P3675 12
 P3695 9
 P3737 8
 P3747 8
 P3756 9
 P3910 12
 P3911 12
 P7385 12
 P8022 2
 P8027 2
 P8222 2
 P8240 3
 P8241 3
 P8247 3

PENDANTS

P4715 15
 P5023 19
 P5024 19
 P5050 18
 P5053 20
 P5072 17
 P5075 15
 P5087 20
 P5094 20
 P5143 15
 P5175 17
 P5176 17
 P5186 19
 P5187 19
 P5188 18
 P5197 18
 P5198 16
 P8828 16
 P8829 16
 P8830 16

BATH & VANITY

P2061 24
 P2062 24
 P2063 24
 P2064 24
 P2091 21
 P2092 21
 P2093 21
 P2094 21
 P2142 22
 P2143 22
 P2144 23
 P2145 23
 P8932 25
 P8934 25

UNDERCABINET

P7002 28
 P7005 28
 P7012 28
 P7013 28
 P7024 27
 P7040 26
 P7041 26
 P7042 26
 P7510 29
 P8683 26
 P8705 27

UNDERCABINET

(cont'd)
 P8711 27
 P8731 27
 P8732 27
 P8733 29
 P8735 29
 P8737 29
 P8738 29
 P8740 29
 P8743 29
 P8744 27
 P8747 27
 P8749 27
 P8750 27
 P8752 27
 P8754 27

SCONCES

P2061 31
 P2091 31
 P2092 31
 P2306 30
 P2307 30
 P2308 30
 P2309 30
 P2310 30
 P2311 30
 P7083 32
 P7085 32
 P7088 32
 P7092 32
 P7093 32
 P8932 31
 P8934 31

TRACK

P9001 35
 P9010 35
 P9021 35
 P9031 35
 P9051 35
 P9052 35
 P9054 35
 P9061 34
 P9062 34
 P9071 34
 P9072 34
 P9081 34
 P9082 34

OUTDOOR

P3647 54
 P3648 54
 P3649 55
 P3650 55
 P3715 55
 P3883 49
 P5390 53
 P5391 53
 P5392 53
 P5394 53
 P5445 49
 P5530 49
 P5535 45
 P5551 45
 P5622 45
 P5623 45
 P5641 50
 P5642 50
 P5674 51
 P5675 51
 P5676 47
 P5723 44
 P5741 50
 P5749 46
 P5750 46
 P5751 46
 P5774 51
 P5862 48
 P5863 48
 P5864 48
 P6017 46
 P6056 37
 P6057 37
 P6058 37
 P6067 40
 P6068 40
 P6069 40
 P6077 38
 P6078 38
 P6079 38
 P6084 42
 P6085 42
 P6342 59
 P6343 59
 P6424 43
 P6427 41
 P6430 39
 P6524 43
 P6526 37

OUTDOOR

(cont'd)
 P6527 41
 P6530 39
 P6536 47
 P6827 56
 P6828 56
 P6829 57
 P6832 57
 P8710 52
 P8712 52
 P8726 53
 P8741 52
 P8748 53
 P8774 37
 P8775 37
 P8779 37
 P8798 52
 P8799 52
 PHSL-13-23B 54

LANDSCAPE

P5245 58
 P5246 59
 P5247 58
 P5295 59
 P5296 59
 P5297 58
 P5298 58
 P5299 59
 P8270 59
 P8617 59
 P8626 59

RECESSED

P8002 67
 P8005 66
 P8006 66
 P8021 66
 P8021 67
 P8022 60
 P8023 66
 P8027 60
 P8050 66
 P8050 67
 P8051 66
 P8061 63
 P8064 64
 P8067 64
 P8071 62, 70

RECESSED

(cont'd)
 P8080 64
 P8102 69
 P8103 68
 P8104 65
 P8105 65
 P8106 65
 P8107 61
 P8112 66
 P8112 67
 P8120 68, 69
 P8121 68, 69
 P8123 66
 P8133 68, 69
 P8147 61
 P8152 64
 P8153 64
 P8206 64
 P821 70
 P8212 66
 P8214 67
 P8215 69
 P8216 65
 P8220 68
 P8223 66
 P8240 61
 P8241 61
 P8247 61
 P830-LED 63
 P831-LED 63
 P832-LED 63
 P8556 64
 P8595 61
 P8596 61
 P87-LED 62
 P8716 70
 P8725 70
 P8739 70

EXIT & EMERGENCY

PE008 71
 PE010 71
 PE012 71

LAMP

SKG0905DLED27 71



Progress Lighting

701 Millennium Boulevard
Greenville, South Carolina
29607

progresslighting.com

