


# Hubbell Wiring Systems Delivery Systems Product Guide

# HUBBELL



**WIRING SYSTEMS**  
Wiring Device-Kellems  
Premise Wiring



# Table Of Contents



## Hubbell Raceway Systems . . . . . Page 1

Hubbell's innovative Raceway Systems include a choice of steel, aluminum and non-metallic, single or multi-channel raceways in addition to a quality line of color-matching power and datacom devices. Hubbell's Metal Raceway features innovative technologies like the Hubbell Handi-Screw for easy box mounting and more data capacity with the HBL750 and HBL4750 series raceways.



## Metal Raceway . . . . . Page 2

Hubbell's Metal Raceway Systems include a choice of steel and aluminum, single or multi-channel raceways in addition to a quality line of color-matching power and datacom devices.



## Non-Metallic Raceway . . . . . Page 76

Hubbell's Non-Metallic Raceway Systems include a choice of single or multi-channel raceways in addition to a quality line of color-matching power and datacom devices.



## Pre-Wired Raceway . . . . . Page 99

Hubbell has taken Raceway Systems to the next level with Pre-Wired Raceway Systems that are manufactured to your specifications. Pre-Wired Raceway Systems include a choice of steel, aluminum and non-metallic, single or multi-channel raceways.



## Floor Boxes . . . . . Page 103

Hubbell has expanded its offering of traditional flush and recessed floor boxes to include Hubbell SystemOne, a unique modular in-floor system that accommodates the industry's broadest range of power, data, audio/video and voice applications. The sub-plate and universal cover design provides consistent aesthetics regardless of the application.



## Convention Center Utility Box . . . . . Page 125

Public assembly facilities such as convention centers, exhibit halls and stadiums often require a diverse range of utility services including power, data, audio, video, voice, compressed air and water in open floor space.



## Hubbell CONNEXION Zone Distribution System . . . . . Page 129

Hubbell's Raised Access offering includes traditional, unloaded floor boxes and the pre-wired CONNEXION Zone Distribution System.



## Furniture Connectivity Boxes . . . . . Page 135

This family of furniture connectivity boxes installs into conference tables and individual workstations to bring power, voice, data, and multimedia directly to the point of use.



## Multi-Connect Recessed Wall Boxes . . . . . Page 137

Multi-Connect Recessed Wall Boxes provide a versatile "in the wall" solution for single and multi-service applications.



## Fire-Rated Poke-Throughs . . . . . Page 141

Hubbell's offering of flush, pedestal and furniture feed fire-rated poke-throughs has been expanded to include the unique capabilities of Hubbell SystemOne. This unique modular in-floor system accommodates the industry's broadest range of power, data, audio/video and voice applications. The sub-plate and universal cover design provides consistent aesthetics regardless of the application.



## Aluminum Service Poles . . . . . Page 153

Hubbell's Service Pole offering includes a complete line of gray, ivory and satin finish extruded aluminum service poles. These attractive and durable poles effectively distribute power, data, audio/video and voice wiring from above the ceiling to workstations below. They are offered in heights of 10'2", 12'2" and 15'2" and accommodate a wide variety of Hubbell power and datacom device products.



## Power, Data, Audio and Video Accessories . . . . . Page 157

A comprehensive offering of quality, color-matching wiring devices and Premise Wiring products provide the perfect compliment to Hubbell Delivery Systems. From traditional commercial wiring devices to the unique AUTOGUARD® Self-Test ground fault receptacle, Hubbell offers the highest quality wiring devices in the industry. Hubbell's datacom products, including the modular iSTATION™ product line, provide the industry's widest array of color-matched voice, data and audio/video solutions for the most demanding applications.



# Hubbell Raceway Systems

# HUBBELL

**More Innovation. More Capability. More Flexibility.**

<b>Metal Raceway</b>	<b>Page</b>
HBL500 and HBL750 Series Product Applications . . . . .	O-2
HBL2000, HBL2000A, HBL2400, HBL2400D and Metal PlugTrak® Series Product Applications . . . . .	O-3
HBL500 and HBL750 Series Features and Benefits . . . . .	O-4
HBL500 and HBL750 Series . . . . .	O-6
HBL2000, HBL2000A, HBL2400, HBL2400D and Metal PlugTrak® Series Features and Benefits . . . . .	O-14
HBL2000 and HBL2000A Series . . . . .	O-16
Metal PlugTrak® . . . . .	O-19
HBL2400 and HBL2400D Series . . . . .	O-20
HBL3000, HBL4750 and HBL6750 Series Product Applications . . . . .	O-24
HBL3000 Series Features and Benefits . . . . .	O-26
HBL3000 Series . . . . .	O-28
HBL4750 Series Features and Benefits . . . . .	O-32
HBL4750 Series . . . . .	O-34
HBL6750 Series Features and Benefits . . . . .	O-40
HBL6750 Series . . . . .	O-42
Aluminum Raceway Product Applications . . . . .	O-48
HBLALU2000 and Aluminum PlugTrak® Series Features and Benefits . . . . .	O-50
HBLALU2000 Series . . . . .	O-52
Aluminum PlugTrak® . . . . .	O-55
HBLALU3800 and HBLALU4800 Series Features and Benefits . . . . .	O-56
HBLALU3800 and HBLALU4800 Series . . . . .	O-58
HBLALU5000 and HBLALU7620 Series Features and Benefits . . . . .	O-62
HBLALU5000 and HBLALU7620 Series . . . . .	O-64
Technical Data and Wire Fill Capacity Chart . . . . .	O-67
Plates and Outlets . . . . .	O-68
Cross Reference . . . . .	O-70
Raceway Profiles - Quick Reference Guide . . . . .	O-75
<b>Non-Metallic Raceway</b>	<b>Page</b>
PolyTrak® Non-Metallic Raceway Product Applications . . . . .	O-76
PolyTrak® Non-Metallic Raceway Features and Benefits . . . . .	O-78
PT1 PremiseTrak® (Non-Latching) Series . . . . .	O-80
PP1 PremiseTrak® (Latching) Series . . . . .	O-82
PL1 LANTrak® Series . . . . .	O-84
PW1 WallTrak® Low Profile . . . . .	O-86
PW2 2 Channel WallTrak® . . . . .	O-88
PB2 2 Channel BaseTrak® . . . . .	O-90
PB3 3 Channel BaseTrak® . . . . .	O-92
PS3 3 Channel Super BaseTrak® . . . . .	O-94
Non-Metallic PlugTrak® and Portable PlugTrak® . . . . .	O-96
Plates and Outlets . . . . .	O-97
Technical Data and Wire Capacity Fill Chart . . . . .	O-98
<b>Pre-Wired Raceway</b>	<b>Page</b>
Introduction . . . . .	O-99
Features and Benefits . . . . .	O-100
Aluminum, Steel and Non-Metallic Raceways . . . . .	O-101
Technical Data and Wire Fill Capacity Chart . . . . .	O-102





**2**  
**Metal Raceway**

**HBL500 and HBL750 Series Product Applications**



**HBL500 and HBL750 Series**

- |                      |   |                       |   |                        |   |
|----------------------|---|-----------------------|---|------------------------|---|
| <b>1</b> HBL75010IV  |  | <b>6</b> HBL50010IV   |  | <b>11</b> HBL717IV     |  |
| <b>2</b> HBL5719IV   |  | <b>7</b> HBL5715IV    |  | <b>12</b> HBL718IV     |  |
| <b>3</b> HBL704IV    |  | <b>8</b> HBL57482IV   |  | <b>13</b> HBL5786AIV   |  |
| <b>4</b> HBL5715BRIV |  | <b>9</b> HBL5748IV    |  | <b>14</b> HBL5753R     |  |
| <b>5</b> HBL5738IV   |  | <b>10</b> HBL5711BRIV |  | <b>15</b> HBL5739AABIV |  |





# Metal Raceway

## HBL2000, HBL2000A, HBL2400, and Metal PlugTrak® Series Product Applications

22

23

24

20

25

30

29

28

27

26

### HBL2000, HBL2000A, HBL2400, and PlugTrak® Series Product Applications

16 HBL2000BCAIV



17 HBL2010BIV



18 HBL2048IV



19 HBL2017BRIV



20 HBL2420REDIV



21 HBL20GB606IV



22 HBL2410CIV



23 HBL2400BCIV



24 HBL2406IV



25 HBL2415IV



26 HBL2411IV



27 HBL24442IV



28 HBL24482IV



29 HBL2417IV



30 HBL24DRK



# HBL500 and HBL750 Series

## Features and Benefits




### Innovative Box Design

- Hubbell Handi-Screw® eliminates difficult to install long screws for easier installation.
- Rounded corners eliminate sharp edges.
- One seam construction provides “clean” look.
- Box design allows standard wallplates to be mounted flush with virtually no perimeter profile exposed.
- Full line of metal wallplates available. See page 68 for selection.



### Enhanced Datacom Capabilities

- Allows up to five Category 5e, three Category 6, or two Category 6a cables.
- Available with 1½ in. (38.10) Category 6 and 6a bend radius fittings.
- Largest single channel low profile raceway available in its class.
- Ideal for datacom and oversized neutral applications.
- HBL750 Series exclusive to Hubbell.



### White Metal Raceway

- HBL750 Series available in white.
- Full line of product.
- More color options available for architects and interior designers.



## HBL500 and HBL750 Series

### Features and Benefits

#### Transition Fitting

- UL Classified to transition from Wiremold® Metal Surface Raceway to Hubbell Metal Raceway.
- Complete line of transition fittings for HBL500 and HBL750 Series Metal Raceway.



Wiremold® V70 to Hubbell HBL750 Series utilizing Hubbell transition fitting.

#### Bend Radius Fittings

- 1½ in. (38.10) bend radius.
- Ideal for high speed data cables including Category 5, 5e, 6 and 6a applications.
- Can be used in either HBL500 or HBL750 Series Metal Raceway.



#### Retrofit Box for Fire Alarm Detectors

- Fits most manufactures of audible alarm systems.
- Hubbell Handi-Screw® eliminates difficult to install long screws for easier installation.
- Compatible with both HBL500 and HBL750 Series Metal Raceway.

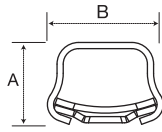


Wiremold® is a registered trademark of The Wiremold Company.

## HBL500 Series Metal Raceway

### Base and Cover

Available in 5 ft. (1.5m) lengths, packed 50 ft. (15m) per carton and 10 ft. (3m) lengths, packed 100 ft. (30m) per carton. **HBL5701C** coupling furnished with each length.

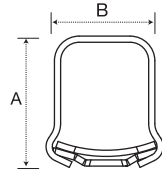


Catalog Numbers	Length	Color
<b>HBL5005IV</b>	5 ft.	Ivory
<b>HBL50010IV</b>	10 ft.	Ivory
A: .53" (13.46)		
B: .76" (19.30)		

## HBL750 Series Metal Raceway

### Base and Cover

Available in 5 ft. (1.5m) lengths, packed 50 ft. (15m) per carton and 10 ft. (3m) lengths, packed 100 ft. (30m) per carton. **HBL5701C** coupling furnished with each length.

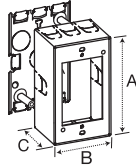


Catalog Numbers	Length	Color
<b>HBL7505IV</b>	5 ft.	Ivory
<b>HBL75010IV</b>	10 ft.	Ivory
<b>HBL75010W</b>	10 ft.	White
A: .85" (21.59)		
B: .76" (19.30)		

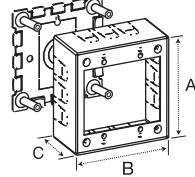
## Switch and Receptacle Boxes

### Switch and Receptacle Box

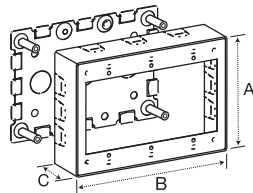
For standard switches and receptacles. Single-gang box base has two 1/2 in. trade size KOs. Two-gang box base has a rectangular KO and concentric 1/2 in. and 3/4 in. trade size KOs. Three through six-gang box bases have one 1/2 in. trade size KO per gang.



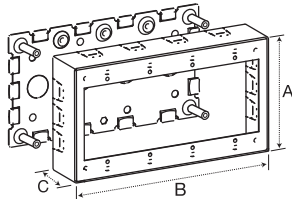
Catalog Numbers	Color
<b>1-Gang</b>	
<b>HBL5748IV</b>	Ivory
<b>HBL5748W</b>	White
A: 4.54" (115.32)	
B: 2.82" (71.63)	
C: 1.75" (44.45)	



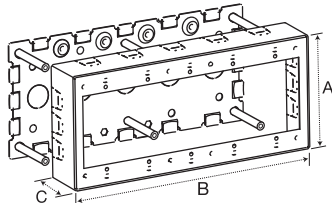
Catalog Numbers	Color
<b>2-Gang</b>	
<b>HBL57482IV</b>	Ivory
<b>HBL57482W</b>	White
A: 4.54" (115.32)	
B: 4.64" (117.86)	
C: 1.75" (44.45)	



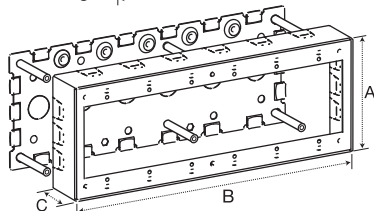
Catalog Numbers	Color
<b>3-Gang</b>	
<b>HBL57483IV</b>	Ivory
<b>HBL57483W</b>	White
A: 4.54" (115.32)	
B: 6.45" (163.88)	
C: 1.75" (44.45)	



Catalog Numbers	Color
<b>4-Gang</b>	
<b>HBL57484IV</b>	Ivory
A: 4.54" (115.32)	
B: 8.26" (209.91)	
C: 1.75" (44.45)	



Catalog Numbers	Color
<b>5-Gang</b>	
<b>HBL57485IV</b>	Ivory
A: 4.54" (115.32)	
B: 10.01" (255.93)	
C: 1.75" (44.45)	



Catalog Numbers	Color
<b>6-Gang</b>	
<b>HBL57486IV</b>	Ivory
A: 4.54" (115.32)	
B: 11.89" (301.96)	
C: 1.75" (44.45)	



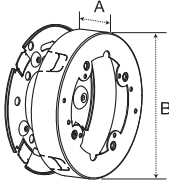



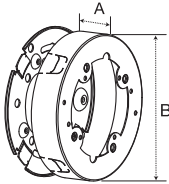



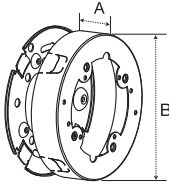

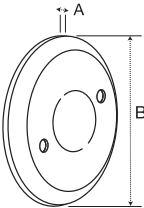

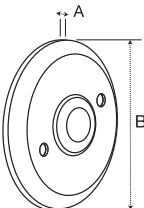

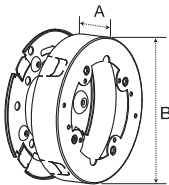

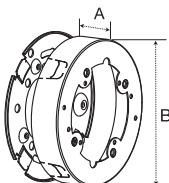

Switch and Receptacle Boxes		Catalog Numbers	Color
<b>Shallow Switch and Receptacle Box</b> For shallow switches and receptacles. Single-gang box base has two ½ in. trade size KOs. Two-gang box base has a rectangular KO and concentric ½ in. and ¾ in. trade size KOs. Three-gang box base has three ½ in. trade size KOs.		<b>1-Gang</b> <b>HBL57471V</b> <b>HBL5747W</b> A: 4.54" (115.32) B: 2.82" (71.63) C: 1.38" (35.05)	Ivory White
		<b>2-Gang</b> <b>HBL574721V</b> <b>HBL57472W</b> A: 4.54" (115.32) B: 4.64" (117.86) C: 1.38" (35.05)	Ivory White
		<b>3-Gang</b> <b>HBL574731V</b> A: 4.54" (115.32) B: 6.45" (163.88) C: 1.38" (35.05)	Ivory
<b>Deep Switch and Receptacle Box</b> For deep devices or applications where additional room is beneficial. Single-gang box base has two ½ in. trade size KOs. Two-gang box base has a rectangular KO and concentric ½ in. and ¾ in. trade size KOs. Three-gang box base has three ½ in. trade size KOs.		<b>1-Gang</b> <b>HBL5744S1V</b> <b>HBL5744S1W</b> A: 4.54" (115.32) B: 2.82" (71.63) C: 2.25" (57.00)	Ivory White
		<b>2-Gang</b> <b>HBL5744S21V</b> <b>HBL5744S2W</b> A: 4.54" (115.32) B: 4.64" (117.86) C: 2.25" (57.00)	Ivory White
		<b>3-Gang</b> <b>HBL5744S31V</b> A: 4.54" (115.32) B: 6.45" (163.88) C: 2.25" (57.00)	Ivory
<b>Extra Deep Switch and Receptacle Box</b> For deep devices (such as momentary contact switches) or applications where additional room is beneficial. Single-gang box base has two ½ in. trade size KOs. Two-gang box base has a rectangular KO and concentric ½ in. and ¾ in. trade size KOs. Three-gang box base has three ½ in. trade size KOs.		<b>1-Gang</b> <b>HBL57441V</b> <b>HBL5744W</b> A: 4.54" (115.32) B: 2.82" (71.63) C: 2.75" (69.85)	Ivory White
		<b>2-Gang</b> <b>HBL574421V</b> <b>HBL57442W</b> A: 4.54" (115.32) B: 4.64" (117.86) C: 2.75" (69.85)	Ivory White
		<b>3-Gang</b> <b>HBL574431V</b> A: 4.54" (115.32) B: 6.45" (163.88) C: 2.75" (69.85)	Ivory

Notes: For datacom applications, box selection is dependent on depth of connectors (jacks). See pages 68 to 69 for datacom product selection.

Specialty Boxes	1-Gang	1-Gang (Deep)	2-Gang	3-Gang	Color
<b>Extension Box</b> For extensions from existing flush switch and receptacle boxes.	<b>HBL5751IV</b> <b>HBL5751W</b> A: 4.54" (115.32) B: 2.82" (71.63) C: 1.38" (35.05)	<b>HBL5751AIV</b> <b>HBL5751AW</b> A: 4.54" (115.32) B: 2.82" (71.63) C: 1.75" (44.45)	<b>HBL57512IV</b> — A: 4.54" (115.32) B: 4.64" (117.86) C: 1.38" (35.05)	<b>HBL57513IV</b> — A: 4.54" (115.32) B: 6.45" (163.88) C: 1.38" (35.05)	Ivory White
<b>Blank Extension Box</b> For extensions from existing flush switch and receptacle boxes where it is desired to blank original outlet.				<b>HBL5760IV</b> A: 4.54" (115.32) B: 2.82" (71.63) C: 1.13" (28.70)	Ivory
<b>Low Profile Switch and Receptacle Box</b> For low profile switches and receptacles. Base has 1/2 in. trade size KO's.				<b>HBL5748SIV</b> <b>HBL5748SW</b> A: 4.54" (115.32) B: 2.82" (71.63) C: 1.13" (28.70)	Ivory White
<b>Combination Switch and Receptacle Box*</b> For connecting to surface runs of 1/2 in. trade size conduit, one raceway twistout on each side and three raceway twistouts on top and bottom.				<b>HBL5745IV</b> <b>HBL5745W</b> A: 4.54" (115.32) B: 2.82" (71.63) C: 1.75" (44.45)	Ivory White
<b>Utility Box*</b> For use as a tee, cross, pull box, junction box or blank box. Base has 1/2 in. trade size KO's.				<b>HBL57242IV</b> A: 4.12" (104.78) B: 2.00" (50.80) C: 1.39" (35.31)	Ivory
<b>Alarm Device Box</b> For surface mounting of alarm devices and safety signals.				<b>HBL5752IV</b> <b>HBL5752R</b> A: 4.54" (115.32) B: 4.64" (117.86) C: 1.38" (35.05)	Ivory Red
<b>Extra Deep Alarm Device Box</b> For surface mounting of alarm devices and safety signals. Cover is 2.75 in. (69.85) deep.				<b>HBL5753IV</b> <b>HBL5753R</b> A: 4.54" (115.32) B: 4.64" (117.86) C: 2.75" (69.85)	Ivory Red
<b>Distribution Box</b> Twistouts permit use of three parallel raceway runs on each side. Cover takes devices with mounting screw centers of 2.75 in. (69.85), 3.5 in. (89.00), 4.0625 in. (103.00) and canopy fixture not larger than 4.625 in. (117.00). Can be used with <b>HBL5736IV</b> (blank cover) to create junction box.				<b>HBL5735IV</b> A: 4.54" (115.32) B: 4.64" (117.86) C: 1.38" (35.05)	Ivory

Note: \* Use catalog number **HBL5791** for connecting 1/2 in. EMT to HBL5745 and HBL57242 boxes.



Round Extension and Fixture Boxes	4.75 inches	Outside Diameter 5.50 inches	6.38 inches	Color
<p><b>Extension Box with Open Base</b> For mounting on 3.25 in. (83.00) or 4 in. (102.00) round or square conduit boxes or other recessed outlets. Cover takes any device with mounting screw centers of 2.75 in. (69.85), 3.5 in. (89.00) and 4.06 in. (103.00). Can be used as a pull or junction box when used with <b>HBL5736IV</b> (blank cover).</p> 	<p><b>HBL5737IV</b> <b>HBL5737W</b> A: 1.02" (26.00) B: 4.75" (120.65)</p> 	<p><b>HBL5737AIV</b> <b>HBL5737AW</b> A: 1.02" (26.00) B: 5.50" (140.00)</p> 	<p><b>HBL5739AIV</b> — A: 1.02" (26.00) B: 6.38" (162.01)</p> 	Ivory White
<p><b>Fixture Box with Solid Base</b> To hang fixtures. Cover takes any device with mounting screw centers of 2.75 in. (69.85), 3.5 in. (89.00) and 4.06 in. (103.00). Can be used as a pull or junction box when used with <b>HBL5736IV</b> (blank cover).</p> 	<p><b>HBL5738IV</b> <b>HBL5738W</b> A: 1.02" (26.00) B: 4.75" (120.65)</p> 	<p><b>HBL5738AIV</b> <b>HBL5738AW</b> A: 1.02" (26.00) B: 5.50" (140.00)</p> 	<p><b>HBL5739IV</b> <b>HBL5739W</b> A: 1.02" (26.00) B: 6.38" (162.01)</p> 	Ivory White
Other Round Boxes and Covers	Catalog Numbers			Color
<p><b>Outlet Box</b> For devices with mounting screw centers of 1.47 in. (37.00), 1.63 in. (41.00), 1.69 in. (44.00) or 1.84 in. (46.00).</p> 		<p><b>HBL5733IV</b> A: 1.02" (26.00) B: 3.00" (76.00)</p>		Ivory
<p><b>Blank Cover</b> For use with <b>HBL5733IV</b>. Has ½ in. trade size KO in center.</p> 		<p><b>HBL5731IV</b> A: .24" (6.10) B: 2.40" (60.96)</p>		Ivory
<p><b>Blank Cover</b> For use with <b>HBL5735IV, HBL5737IV/W, HBL5739AIV/W, HBL5739AIV, HBL5738IV/W, HBL5738AIV/W</b> and <b>HBL5739IV/W</b>. Has ½ in. trade size KO in center.</p> 		<p><b>HBL5736IV</b> <b>HBL5736W</b> A: .38" (9.75) B: 4.19" (106.30)</p>		Ivory White
<p><b>Fanbox with Solid Base</b> Cover accepts fan bracket with mounting centers of 3.2 in. (81.00). Rated for fans and fixtures up to 50 lbs.</p> 		<p><b>HBL5738AIV</b> <b>HBL5738AFW</b> A: 1.02" (26.00) B: 4.76" (120.90)</p>		Ivory White
<p><b>Retrofit Box for Fire Alarm Detectors</b> For installing round alarm sensors.</p> 		<p><b>HBL5739AABIV</b> A: 1.62" (41.15) B: 6.50" (165.10)</p>		Ivory



Fittings		HBL500 Series	HBL750 Series	Color
<b>Internal Elbow</b> For inside surface at right angles.		<b>HBL517IV</b> — A: 3.33" (84.51) B: .58" (14.73) C: 3.33" (84.51)	<b>HBL717IV</b> <b>HBL717W</b> A: 3.33" (84.51) B: .90" (22.86) C: 3.33" (84.51)	Ivory White
<b>External Elbow</b> For outside surfaces at right angles.		<b>HBL518IV</b> — A: 2.59" (65.71) B: .58" (14.73) C: 2.59" (65.71)	<b>HBL718IV</b> <b>HBL718W</b> A: 2.59" (65.71) B: .90" (22.86) C: 2.59" (65.71)	Ivory White
<b>90° Flat Elbow</b> For right angle turns on same surface.		<b>HBL511IV</b> — A: 2.68" (68.13) B: .61" (15.50) C: 2.68" (68.13)	<b>HBL711IV</b> <b>HBL711W</b> A: 2.68" (68.13) B: .90" (22.86) C: 2.68" (68.13)	Ivory White
<b>45° Flat Elbow</b> For diagonal 45° turns on same surface.		<b>HBL512IV</b> A: 2.46" (62.61) B: .58" (14.73) C: 2.46" (62.61)	<b>HBL712IV</b> A: 2.70" (68.49) B: .91" (23.06) C: 2.70" (68.49)	Ivory
<b>Mounting Strap (one- or two-hole)</b> For mounting HBL500 or HBL750 Raceway to surface. Convert to one-hole by breaking off at score.		<b>HBL504IV</b> — A: .58" (14.73) B: .50" (12.70)	<b>HBL704IV</b> <b>HBL704W</b> A: .90" (22.86) B: .50" (12.70)	Ivory White
<b>Bushing</b> Protect wires from potential abrasion. Fits into end of HBL500 or HBL750 Raceway.		<b>HBL502B</b> A: .35" (8.83) B: .70" (17.68)	<b>HBL702B</b> A: .60" (15.24) B: .70" (17.68)	Zinc Plated Steel
<b>Connection Cover</b> To cover potential openings where two lengths of HBL500 or HBL750 Raceway come together.		<b>HBL506IV</b> — A: .60" (15.24) B: .80" (20.31)	<b>HBL706IV</b> <b>HBL706W</b> A: .91" (23.10) B: .80" (20.31)	Ivory White
<b>Transition Fitting</b> For transitioning from either Wiremold® V500 to Hubbell HBL500 Raceway or Wiremold® V700 to Hubbell HBL750 Raceway.		<b>HBL500TFIV</b> A: .65" (16.51) B: .89" (22.61) C: 2.15" (54.61)	<b>HBL750TFIV</b> A: .98" (24.89) B: .89" (22.61) C: 2.15" (54.61)	Ivory

Wiremold® is a registered trademark of the Wiremold Company.

Fittings	HBL500 and HBL750 Series	Color			
<p><b>Internal Elbow - Bend Radius</b> For inside surface at right angles requiring a 1.5 in. (38.10) bend radius. Suitable for Category 5, 5e, 6 and 6a applications.</p>		<p><b>HBL5717BRIV</b> A: 3.33" (84.51) B: .91" (23.11) C: 3.33" (84.51)</p> <p>Ivory</p>			
<p><b>External Elbow - Bend Radius</b> For outside surfaces at right angles requiring a 1.5 in. (38.10) bend radius. Suitable for Category 5, 5e, 6 and 6a applications.</p>		<p><b>HBL5718BRIV</b> A: 4.86" (123.43) B: .78" (19.80) C: 1.35" (34.28)</p> <p>Ivory</p>			
<p><b>Flat Elbow - Bend Radius</b> For right angle turns requiring a 1.5 in. (38.10) bend radius. Suitable for Category 5, 5e, 6 and 6a applications.</p>		<p><b>HBL5711BRIV</b> A: 3.16" (80.34) B: .91" (23.11) C: 3.16" (80.34)</p> <p>Ivory</p>			
<p><b>Tee Fitting - Bend Radius</b> For branches at right angles requiring a 1.5 in. (38.10) bend radius. Suitable for Category 5, 5e, 6 and 6a applications.</p>		<p><b>HBL5715BRIV</b> A: 5.55" (140.88) B: .90" (22.86) C: 3.16" (80.34)</p> <p>Ivory</p>			
<p><b>Tee Fitting</b> For branches at right angles.</p>		<p><b>HBL5715IV</b> <b>HBL5715W</b> A: 3.06" (77.67) B: 1.14" (28.86) C: 3.03" (76.96)</p> <p>Ivory White</p>			
<p><b>Internal Twisted Elbows</b> For 90° twist with 90° turn. For double turn at right angles from one to another. From a flat run on a side wall to a flat run on a ceiling, edge of door or window trim.</p>		<table border="0"> <tr> <td>Right Elbow <b>HBL5711RHIV</b> <b>HBL5711RHW</b> A: 2.98" (75.72) B: .94" (23.75) C: 3.00" (76.20)</td> <td>Left Elbow <b>HBL5711LHIV</b> <b>HBL5711LHW</b> A: 2.98" (75.72) B: .94" (23.75) C: 3.00" (76.20)</td> <td>Ivory White</td> </tr> </table>	Right Elbow <b>HBL5711RHIV</b> <b>HBL5711RHW</b> A: 2.98" (75.72) B: .94" (23.75) C: 3.00" (76.20)	Left Elbow <b>HBL5711LHIV</b> <b>HBL5711LHW</b> A: 2.98" (75.72) B: .94" (23.75) C: 3.00" (76.20)	Ivory White
Right Elbow <b>HBL5711RHIV</b> <b>HBL5711RHW</b> A: 2.98" (75.72) B: .94" (23.75) C: 3.00" (76.20)	Left Elbow <b>HBL5711LHIV</b> <b>HBL5711LHW</b> A: 2.98" (75.72) B: .94" (23.75) C: 3.00" (76.20)	Ivory White			
<p><b>Corner Box</b> For connecting HBL500 or HBL750 Raceway from ceiling or corner. Each leg of base has 1/2 in. trade size KO.</p>		<p><b>HBL5719IV</b> <b>HBL5719W</b> A: 2.50" (63.50) B: 2.50" (63.50) C: 2.40" (60.96)</p> <p>Ivory White</p>			
<p><b>Coupling</b> For joining and supporting lengths of HBL500 or HBL750 Raceway.</p>		<p><b>HBL5701C</b> A: 2.00" (50.80)</p> <p>Galvanized Steel</p>			



Fittings	HBL500 & HBL750 Series	Color
<p><b>Support Clip</b> For supporting lengths of HBL500 or HBL750 Raceway.</p>		<p><b>HBL5703IV</b> <b>HBL5703W</b> A: 2.51" (63.75)</p> <p>Ivory White</p>
<p><b>Elbow Box Connector</b> For connecting raceway at right angles to conduit boxes, panel boxes, etc. having KO for trade size conduit.</p>		<p><b>HBL5783IV</b> A: 2.13" (54.05) B: 1.24" (31.50)</p> <p>Ivory</p>
<p><b>Elbow Conduit Connector</b> For connecting raceway at right angles to ½ in. trade size conduit or armored cable connectors.</p>		<p><b>HBL5784IV</b> A: 2.13" (54.05) B: 1.24" (31.50)</p> <p>Ivory</p>
<p><b>Combination Connector</b> For connecting raceway, without offsetting, to any 3.25 in. (83.00) or 4 in. (102.00) outlet box mounted on the surface with a KO for ½ in. trade size conduit. Spring steel bushing (included) eliminates need for conduit nipple and locknut.</p>		<p><b>HBL5785IV</b> <b>HBL5785W</b> A: 1.64" (41.78) B: 1.27" (32.26) C: 2.90" (73.72)</p> <p>Ivory White</p>
<p><b>Adjustable Offset Connector</b> Two ½ in. KOs for panel or conduit connection. Eliminates offsetting raceway when connecting to surface type panel boxes. One ½ in. chase nipple and locknut furnished.</p>		<p><b>HBL5786IV</b> <b>HBL5786W</b> A: 1.50" (38.10) B: 1.84" (46.74) C: 3.89" (98.87)</p> <p>Ivory White</p>
<p><b>Entrance Connector</b> One ¾ in. KO for panel or conduit connection. One ¾ in. chase nipple and locknut furnished.</p>		<p><b>HBL5786AIV</b> <b>HBL5786AW</b> A: 1.50" (38.10) B: 1.84" (46.74) C: 3.89" (98.87)</p> <p>Ivory White</p>
<p><b>Flexible Section</b> For getting around offsets, side bends, twisted turns or curved surfaces.</p>		<p><b>HBL5700FIV</b> A: 18.00" (457.20)</p> <p>Ivory</p>
<p><b>½ in. EMT Connector</b> For connecting raceway to conduit boxes or panel boxes having KO for conduit.</p>		<p><b>HBL5791</b> A: 1.20" (30.48) B: 1.09" (27.70)</p> <p>Zinc Plated Steel</p>

Fittings		HBL500 & HBL750 Series		Color
<b>Box Connector</b> For connecting raceway to conduit boxes or panel boxes having KO for conduit. May also be used for conduit type fittings.		<b>HBL5781</b> ½" (12.7) Male A: .75" (19.1) B: 1.24" (31.62)	<b>HBL5781A</b> ¾" (19.1) Male A: .75" (19.1) B: 1.24" (31.62)	Zinc Plated Steel
<b>Conduit Connector</b> For connecting raceway to conduit.		<b>HBL5782C</b> ½" (12.7) Female A: .75" (19.1) B: 1.75" (44)	<b>HBL5782A</b> ¾" (19.1) Female A: .75" (19.1) B: 1.75" (44)	Zinc Plated Steel
<b>Grounding Clamp</b> Provides grounding means for ½ in. trade size conduit using locknut.		<b>HBL5709GC</b> A: 1.04" (26.03) B: 1.18" (29.84)		Galvanized Steel
<b>Special Nipple</b> For hanging or connecting either .375 in. (9.5) or .5 in. (12.7) fixtures to Hubbell fittings with ½ in. trade size KOs.		<b>HBL5780</b> A: .63" (16.00)		Zinc Plated Steel
<b>Armored Cable Connector</b> For connecting 14/2, 14/3, 12/2 and 12/3 "MC" and armored cable to Hubbell fittings. A short piece of HBL500 or HBL750 Series Raceway must be used between this connector and the Hubbell fitting. Not for connection to ½ in. (12.7) flex conduit.		<b>HBL5790B</b> A: 2.00" (50.80) B: .99" (25.25)		Galvanized Steel
<b>Ground Clamp</b> Used to provide additional grounding of raceway or to ground remotely located devices. Attach ground wire to screw as required by National Electrical Code.		<b>HBL5709</b> A: 2.00" (50.80)		Galvanized Steel
Tools		HBL500 Series	HBL750 Series	
<b>Cutter</b> Portable cutter for HBL500 and HBL750 Series Raceways.		<b>HBL605CUT</b> A: 19.70" (499.30) B: 20.00" (508.00)	<b>HBL607CUT</b> A: 19.64" (498.76) B: 20.00" (508.00)	
<b>Cutter Replacement Blade</b>		<b>HBL605K</b> A: 4.31" (109.51) B: 1.50" (38.04)	<b>HBL607K</b> A: 4.31" (109.51) B: 1.76" (44.78)	
<b>Raceway Bender</b> Portable bender for HBL500 and HBL750 Series Raceways.		<b>HBL600B</b> A: 35.47" (901.03) B: 9.41" (238.99)	<b>HBL600B</b> A: 35.47" (901.03) B: 9.41" (238.99)	
Touch-Up Paint		HBL500 & HBL750 Series		Color
<b>Touch-Up Paint Pen</b>		<b>HBLIWEP</b> <b>HBLWWEPE</b>		Ivory White

# HBL2000, HBL2000A, HBL2400, HBL2400D and Metal PlugTrak® Series

## Features and Benefits



### Innovative Box Design

- Hubbell Handi-Screw® eliminates difficult to install long screws for easier installation.
- Rounded corners eliminate sharp edges.
- One seam construction provides “clean” look.
- Box design allows standard wallplates to be mounted flush with virtually no perimeter profile exposed.
- Full line of metal wallplates available. See page 68 for selection.



### HBL2000A Raceway

- Cover is 0.040" (1.016) thick which allows up to 600V AC.
- Higher capacity power applications (up to 26 #12AWG wires).
- Available in cover only or base and cover options.



### HBL2400 and HBL2400D Raceway

- Increased capacity, more than the HBL2000 Series Raceway.
- Divided base allows for dual services within one raceway profile.



# HBL2000, HBL2000A, HBL2400, HBL2400D and Metal PlugTrak® Series

## Features and Benefits

### Transition Fitting

- UL Classified to transition from Wiremold® Metal Surface Raceway to Hubbell Metal Raceway.
- Complete line of transition fittings for HBL2000, HBL2400 and HBL2400D Series Metal Raceway.



Wiremold® V2000 to Hubbell HBL2000 Series utilizing Hubbell transition fitting.

### Bend Radius Fittings

- 1½ in. (38.10) bend radius.
- Ideal for high speed data cables including Category 5, 5e, 6 and 6a applications.



### Metal PlugTrak® Featuring Exclusive Receptacle Design

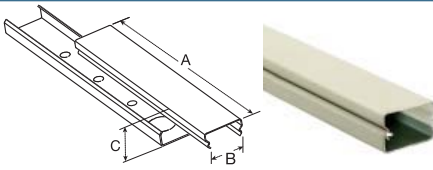
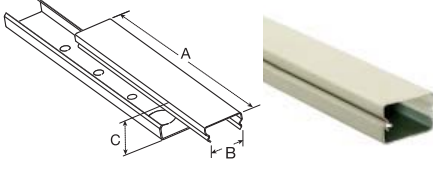
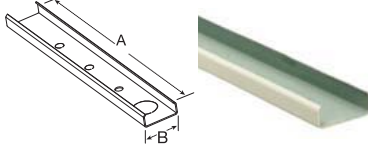
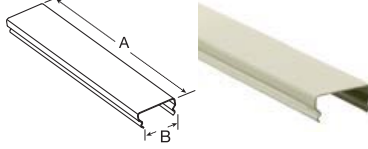
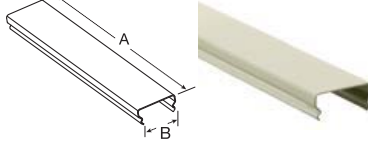


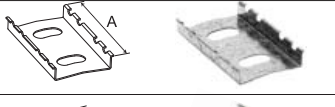

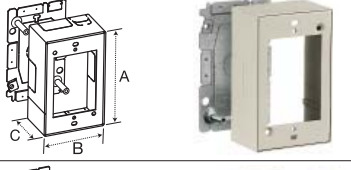
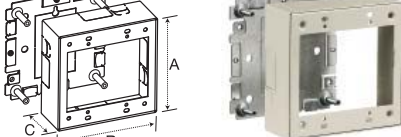
- Gray or ivory scratch resistant finish.
- Multiple spacing configurations.
- Hubbell designed and manufactured single receptacle.
- Insulation displacement wiring provides superior wire retention.
- Mates with HBL2000 Series Metal Raceway.
- Available in 3 ft. (0.9m), 5 ft. (1.5m) and 6 ft. (1.8m) lengths.






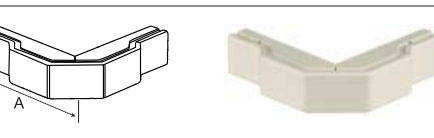





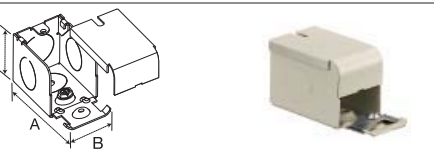

Wiremold® is a registered trademark of The Wiremold Company.

# HBL2000 and HBL2000A Series



Raceway		Catalog Numbers	Length	Color
<p><b>Single Channel Base and Cover</b> Cover is 0.025 in. (0.635) thick up to <b>300V AC</b> applications. Packed 50 ft. (15m) per carton, 5 ft. (1.5m) lengths.</p> 	<p><b>HBL2000BCIV</b> <b>HBL2000BCGY</b> A: 60.00" (1,524.00) B: 1.31" (33.27) C: .83" (21.08)</p>	5 ft.	Ivory Gray	
<p><b>Single Channel Base and Cover</b> Cover is 0.040 in. (1.016) thick up to <b>600V AC</b> or higher capacity power applications (up to 26 #12AWG wires). Packed 50 ft. (15m) per carton, 5 ft. (1.5m) lengths.</p> 	<p><b>HBL2000BCAIV</b> <b>HBL2000BCAGY</b> A: 60.00" (1,524.00) B: 1.31" (33.27) C: .83" (21.08)</p>	5 ft.	Ivory Gray	
<p><b>Base</b> Packed 50 ft. (15m) per carton, 5 ft. (1.5m) lengths.</p> 	<p><b>HBL2000B5IV</b> <b>HBL2000B5GY</b> A: 60.00" (1,524.00) B: 1.31" (33.27)</p>	5 ft.	Ivory Gray	
<p><b>Cover</b> Cover is 0.025 in. (0.635) thick up to <b>300V AC</b> applications. Packed 50 ft. (15m) per carton, 5 ft. (1.5m) lengths.</p> 	<p><b>HBL2000CIV</b> <b>HBL2000CGY</b> A: 60.00" (1,524.00) B: 1.31" (33.27)</p>	5 ft.	Ivory Gray	
<p><b>Cover</b> Cover is 0.040 in. (1.016) thick up to <b>600V AC</b> or higher capacity power applications (up to 26 #12AWG wires). Packed 50 ft. (15m) per carton, 5 ft. (1.5m) lengths.</p> 	<p><b>HBL2000CAIV</b> <b>HBL2000CAGY</b> A: 60.00" (1,524.00) B: 1.31" (33.27)</p>	5 ft.	Ivory Gray	
<p><b>Wire Clip (Plated)</b> For holding conductors in place in the raceway base. For use when using the <b>HBL2000CIV/GY</b> cover only.</p> 	<p><b>HBL2000WC</b> A: .44" (11.18) B: .24" (6.03) C: 1.24" (31.50)</p>		Galvanized Steel	
<p><b>Wire Clip (Plated)</b> For holding conductors in place in the raceway base. For use when using the <b>HBL2000CAIV/GY</b> cover only.</p> 	<p><b>HBL2000WCA</b> A: .44" (11.18) B: .60" (15.17) C: 1.24" (31.50)</p>		Galvanized Steel	
<p><b>Coupling (Plated)</b> For joining lengths of HBL2000 Raceway.</p> 	<p><b>HBL2001C</b> A: 2.00" (50.80)</p>		Galvanized Steel	
<p><b>Supporting Clip</b> For temporarily supporting lengths of HBL2000 Raceway at any point. Mount with #6 flat head fastener. Has set screw for locking to raceway. Raceway must be screwed to the wall for secure fastening.</p> 	<p><b>HBL2003SC</b> A: 2.00" (50.80)</p>		Galvanized Steel	
Boxes		Catalog Numbers	Color	
<p><b>1-Gang Device Box</b> For deep switches and receptacles. Base has one ½ in. trade size KO and rectangular KO for extension to wall box.</p> 	<p><b>HBL2048IV</b> <b>HBL2048GY</b> A: 4.54" (115.32) B: 2.82" (71.63) C: 1.75" (44.45)</p>		Ivory Gray	
<p><b>2-Gang Device Box</b> For deep switches and receptacles. Base has one ½ in. trade size KO and rectangular KO for extension to wall box.</p> 	<p><b>HBL20482IV</b> <b>HBL20482GY</b> A: 4.54" (115.32) B: 4.64" (117.86) C: 1.75" (44.45)</p>		Ivory Gray	



Fittings	Catalog Numbers	Color
<b>Internal Corner Coupling</b> For surfaces at right angles, or for use as a straight-through fitting. Furnished with one fiber bushing.		<b>HBL2017TC</b> A: 1.30" (32.98) B: 1.40" (35.56) Galvanized Steel
<b>Internal Elbow - Bend Radius</b> For inside surface at right angles requiring a 1.5 in. (38.10) bend radius. Suitable for Category 5, 5e, 6 and 6a applications.		<b>HBL2017BRIV*</b> <b>HBL2017BRGY*</b> A: .85" (21.56) B: 3.47" (88.11) Ivory Gray
<b>External Elbow Coupling</b> For right angle turns around external corners.		<b>HBL2018CIV</b> <b>HBL2018CGY</b> A: 1.88" (47.75) Ivory Gray
<b>External Elbow - Bend Radius</b> For outside surfaces at right angles requiring a 1.5 in. (38.10) bend radius. Suitable for Category 5, 5e, 6 and 6a applications.		<b>HBL2018BRIV*</b> <b>HBL2018BRGY*</b> A: 5.11" (129.72) Ivory Gray
<b>90° Flat Elbow</b> For right angle turns on same surface.		<b>HBL2011IV*</b> <b>HBL2011IGY*</b> A: 2.56" (65.02) Ivory Gray
<b>Flat Elbow - Bend Radius</b> For branches at right angles requiring a 1.5 in. (38.10) bend radius. Suitable for Category 5, 5e, 6 and 6a applications.		<b>HBL2011BRIV*</b> <b>HBL2011BRGY*</b> A: 4.29" (109.03) Ivory Gray
<b>Tee Fitting</b> For branches at right angles. Couplings furnished.		<b>HBL2015IV*</b> <b>HBL2015GY*</b> A: 6.00" (152.40) B: 2.81" (71.44) C: 4.00" (101.60) Ivory Gray
<b>Tee Fitting - Bend Radius</b> For branches at right angles. Couplings furnished. Suitable for Category 5, 5e, 6 and 6a applications.		<b>HBL2015BRIV*</b> <b>HBL2015BRGY*</b> A: 7.35" (186.78) B: 4.33" (110.00) Ivory Gray
<b>Blank End Fitting</b> For closing open end of HBL2000 Raceway.		<b>HBL2010BIV</b> <b>HBL2010BGY</b> A: .78" (19.94) Ivory Gray
<b>Entrance End Fitting</b> For connecting HBL2000 Raceway with one ½ in. conduit and armored cable connectors.		<b>HBL2010A2IV</b> <b>HBL2010A2GY</b> A: 3.01" (76.45) B: 1.30" (33.02) C: 1.49" (37.85) Ivory Gray
<b>Large Capacity Entrance End Fitting</b> Offers larger capacity than HBL2010A2IV/GY. One ½ in. trade size KO on each side, ½ in. and ¼ in. concentric KOs on end and bottom.		<b>HBL2010A3IV</b> <b>HBL2010A3GY</b> A: 3.69" (93.80) B: 2.02" (51.18) C: 1.79" (45.36) Ivory Gray

Note: \* HBL2001C couplings included.



Fittings		Catalog Numbers	Color
<p><b>Ground Clamp (Plated)</b> For connection of equipment grounding conductor to provide an additional ground to raceway.</p>	<p><b>HBL2009GC</b> A: 1.00" (25.64)</p>	Galvanized Steel	
<p><b>Cover Clip</b> Use to cover potential openings where two pieces of HBL2000 Raceway cover come together.</p>	<p><b>HBL2006IV</b> <b>HBL2006GY</b> A: .75" (19.05)</p>	Ivory Gray	
<p><b>End Reducing Connector</b> For connecting HBL2000 Raceway to HBL500 Raceway through end of HBL2000 Raceway.</p>	<p><b>HBL2089EIV</b> A: .78" (19.81)</p>	Ivory	
<p><b>Side Reducing Connector</b> For connecting HBL2000 Raceway to HBL500 Raceway through side of HBL2000 Raceway.</p>	<p><b>HBL2089IV*</b> A: 6.00" (152.40) B: 3.25" (82.55)</p>	Ivory	
<p><b>Flush Plate Adaptor</b> For feeding HBL2000 Raceway from an existing wall outlet. 1/2 in. threaded stud with steel locknut for grounding.</p>	<p><b>HBL2051HIV</b> <b>HBL2051HGY</b> A: 4.50" (114.30)</p>	Ivory Gray	
<p><b>Transition Fitting</b> For transitioning from Wiremold® 2000 Raceway to Hubbell HBL2000 Raceway.</p>	<p><b>HBL2000TFIV</b> <b>HBL2000TFGY</b> A: .82" (20.71) B: 1.38" (35.12) C: 2.04" (51.82)</p>	Ivory Gray	
Cutter		Catalog Numbers	
<p><b>Cutter</b> Portable cutter for HBL2000 Series Raceway.</p>	<p><b>HBL620C</b> A: 20.50" (520.80) B: 20.00" (508.00)</p>		
<p><b>Cutter Replacement Blade Set</b></p>	<p><b>HBL620BCK</b> A: 1.10" (27.94) B: 4.50" (114.30) C: 4.53" (115.06)</p>		
Touch-Up Paint		Catalog Numbers	Color
<p><b>Touch-Up Paint Pen</b></p>	<p><b>HBLIWEP</b> <b>HBLGWEP</b></p>	Ivory Gray	

Note: \* **HBL2001C** couplings included.

Wiremold® is a registered trademark of The Wiremold Company.



**Metal PlugTrak® - 3 Ft. Base and Cover**

Catalog Numbers		Amp	Circuits	# Single Receptacles	Receptacle Spacing (in.)
Ivory	Gray				
HBL20GB306IV	HBL20GB306GY	15	Single	6	6
HBL20IG306IV	HBL20IG306GY	15	IG/Single	6	6
HBL24GB306IV	HBL24GB306GY	20	Single	6	6

**Metal PlugTrak® - 5 Ft. Base and Cover**

Catalog Numbers		Amp	Circuits	# Single Receptacles	Receptacle Spacing (in.)
Ivory	Gray				
HBL20GB506IV	HBL20GB506GY	15	Single	10	6
HBL20GB512IV	HBL20GB512GY	15	Single	5	12
HBL20GBA512IV	HBL20GBA512GY	15	Two	5	12
HBL20IG512IV	HBL20IG512GY	15	IG/Single	5	12
HBL24GB506IV	HBL24GB506GY	20	Single	10	6
HBL24GB512IV	HBL24GB512GY	20	Single	5	12
HBL24GBA512IV	HBL24GBA512GY	20	Two	5	12

**Metal PlugTrak® - 6 Ft. Base and Cover**

Catalog Numbers		Amp	Circuits	# Single Receptacles	Receptacle Spacing (in.)
Ivory	Gray				
HBL20GB606IV	HBL20GB606GY	15	Single	12	6
HBL20GB609IV	HBL20GB609GY	15	Single	8	9
HBL20GB612IV	HBL20GB612GY	15	Single	6	12
HBL20GB618IV	HBL20GB618GY	15	Single	4	18
HBL20GBA609IV	HBL20GBA609GY	15	Two	8	9
HBL20GBA612IV	HBL20GBA612GY	15	Two	6	12
HBL20GBA618IV	HBL20GBA618GY	15	Two	4	18
HBL20IG606IV	HBL20IG606GY	15	IG/Single	12	6
HBL24GB606IV	HBL24GB606GY	20	Single	12	6
HBL24GB612IV	HBL24GB612GY	20	Single	6	12
HBL24GB618IV	HBL24GB618GY	20	Single	4	18
HBL24GBA612IV	HBL24GBA612GY	20	Two	6	12
HBL24GBA618IV	HBL24GBA618GY	20	Two	4	18

**Boxes and Fittings**

Description	Color	Catalog Numbers
Cover Clip	Ivory	HBL2006IV
	Gray	HBL2006GY
Supporting Clip	Galv. Steel	HBL2003SC*
Coupling	Galv. Steel	HBL2001C
Internal Corner Coupling	Galv. Steel	HBL2017TC
External Elbow	Ivory	HBL2018CIV
	Gray	HBL2018CGY
Flat Elbow	Ivory	HBL2011IV
	Gray	HBL2011GY
Tee	Ivory	HBL2015IV
	Gray	HBL2015GY
Entrance End Fitting	Ivory	HBL2010A2IV
	Gray	HBL2010A2GY
Large Entrance End Fitting	Ivory	HBL2010A3IV
	Gray	HBL2010A3GY
Blank End Fitting	Ivory	HBL2010BIV
	Gray	HBL2010BGY
1-Gang Device Box	Ivory	HBL2048IV
	Gray	HBL2048GY
2-Gang Device Box	Ivory	HBL20482IV
	Gray	HBL20482GY

Note: For detailed descriptions, photos and dimensions see pages 16 to 18.



**Portable Metal PlugTrak®**

Catalog Numbers		Length (in.)	Cord Length (ft.)	Amp	Circuits	# Single Receptacles
Ivory	Gray					
HBL20C215IV	HBL20C215GY	40	6	15	Single	6
HBL20C315IV	HBL20C315GY	64	6	15	Single	10

Notes: \* **HBL2003SC** - Support Clip for supporting Portable Metal PlugTrak only.  
 Hubbell Metal PlugTrak is supplied with two **HBL2010B(IV)** or **(GY)** Blank End Fittings, one **HBL2001C** and a 15A circuit breaker.  
 "IV" suffix to catalog number for ivory finish. "GY" suffix to catalog number for gray finish.  
 Outlets match raceway color. "IG" Isolated receptacles are orange color.

# HBL2400 and HBL2400D Series



Raceway		Catalog Numbers	Length	Color
<b>Single Channel Base and Cover</b> Packed 50 ft. (15m) per carton, 5 ft. (1.5m) lengths.		<b>HBL2400BCIV</b> A: 60.00" (1,524.00) B: 1.91" (48.51) C: .88" (22.40)	5 ft.	Ivory
<b>Base, Divided</b> Packed 100 ft. (30.5m) per carton, 10 ft. (3m) lengths.		<b>HBL2400BDIV</b> A: 120.00" (3,048.00) B: 1.91" (48.51)	10 ft.	Ivory
<b>Base, Undivided</b> Packed 50 ft. (15m) per carton, 5 ft. (1.5m) lengths.		<b>HBL2400BIV</b> A: 60.00" (1,524.00) B: 1.91" (48.51)	5 ft.	Ivory
<b>Base, Undivided</b> Packed 100 ft. (30.5m) per carton, 10 ft. (3m) lengths.		<b>HBL2400B10IV</b> A: 120.00" (3,048.00) B: 1.91" (48.51)	10 ft.	Ivory
<b>Cover</b> Packed 50 ft. (15m) per carton, 5 ft. (1.5m) lengths.		<b>HBL2400CIV</b> A: 60.00" (1,524.00) B: 1.89" (48.00)	5 ft.	Ivory
<b>Wire Clip (Plated)</b> For holding conductors in place.		<b>HBL2400WC</b> A: 1.69" (42.93) B: 1.00" (25.40) C: .79" (20.00)		Galvanized Steel
<b>Coupling (Plated), Divided</b> For joining lengths of HBL2400 Raceway.		<b>HBL2401DC</b> A: 2.00" (50.80) B: 1.86" (47.24)		Galvanized Steel
<b>Coupling (Plated), Undivided</b> For joining lengths of HBL2400 Raceway.		<b>HBL2401C</b> A: 2.00" (50.80) B: 1.86" (47.24)		Galvanized Steel
Boxes		Catalog Numbers		Color
<b>1-Gang Device Box, Undivided</b> For deep switches and receptacles. Base has one 1/2 in. trade size KO and rectangular KO for extension to wall box.		<b>HBL2448IV</b> A: 4.54" (115.32) B: 2.82" (71.63) C: 1.75" (44.45)		Ivory
<b>2-Gang Device Box, Undivided</b> For deep switches and receptacles. Base has one 1/2 in. trade size KO and rectangular KO for extension to wall box.		<b>HBL24482IV</b> A: 4.54" (115.32) B: 4.64" (117.86) C: 1.75" (44.45)		Ivory




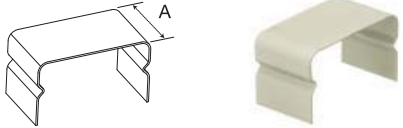
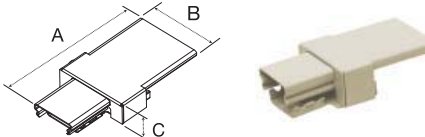
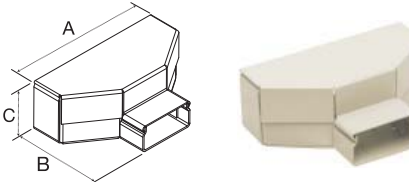
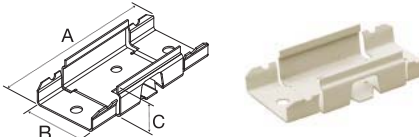

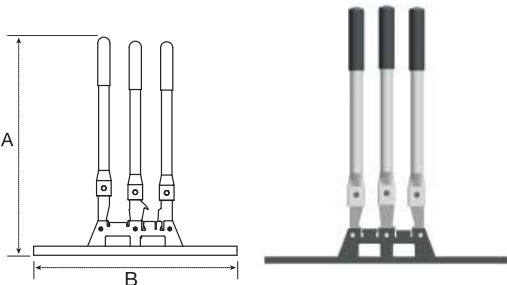
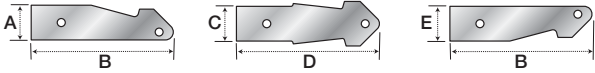

Boxes		Divided	Undivided	Color
<b>1-Gang Device Box - Extra Deep</b> For deep switches and receptacles. Base has one ½ in. trade size KO and rectangular KO for extension to wall box (undivided box pictured).		<b>HBL2444DIV</b> A: 4.54" (115.32) B: 2.82" (71.63) C: 2.75" (69.85)	<b>HBL2444IV</b> A: 4.54" (115.32) B: 2.82" (71.63) C: 2.75" (69.85)	Ivory
<b>2-Gang Device Box - Extra Deep</b> For deep switches and receptacles. Base has one ½ in. trade size KO and rectangular KO for extension to wall box (undivided box pictured).		<b>HBL2444D2AIV</b> A: 4.54" (115.32) B: 4.64" (117.86) C: 2.75" (69.85)	<b>HBL24442IV</b> A: 4.54" (115.32) B: 4.64" (117.86) C: 2.75" (69.85)	Ivory
Fittings		Divided	Undivided	Color
<b>Internal Elbow - Bend Radius</b> For inside surfaces at right angles, requiring a 1.5 in. (38.10) bend radius. Suitable for Category 5, 5e, 6 and 6a applications.		<b>HBL2417DFOIV*</b> A: 1.91" (48.51) B: 3.60" (91.30)	<b>HBL2417IV**</b> A: 1.91" (48.51) B: 3.60" (91.30)	Ivory
<b>External Elbow - Bend Radius</b> For right angle turns around external corners. Suitable for Category 5, 5e, 6 and 6a applications.		<b>HBL2418DFOIV*</b> A: 1.91" (48.51) B: 3.83" (97.28)	<b>HBL2418IV**</b> A: 1.91" (48.51) B: 3.83" (97.28)	Ivory
<b>90° Flat Elbow - Bend Radius</b> For right angle turns on same surface. Suitable for Category 5, 5e, 6 and 6a applications.		<b>HBL2411DFOIV*</b> A: 6.00" (152.40) B: 5.00" (127.00) C: .90" (22.86)	<b>HBL2411IV**</b> A: 6.00" (152.40) B: 5.00" (127.00) C: .90" (22.86)	Ivory
<b>Tee Fitting - Bend Radius</b> For branches at right angles. Suitable for Category 5, 5e, 6 and 6a applications.		<b>HBL2415DFOIV*</b> A: 7.30" (185.42) B: 4.99" (126.75) C: 1.44" (36.58)	<b>HBL2415IV**</b> A: 7.30" (185.42) B: 4.99" (126.75) C: 1.44" (36.58)	Ivory
<b>Entrance End Fitting</b> For connecting HBL2400 Raceway with one ½ in. conduit and armored cable connectors.		—	<b>HBL2410AIV</b> A: 1.16" (29.50) B: 1.89" (49.00) C: 1.66" (42.20)	Ivory
<b>Blank End Fitting</b> For closing open end of HBL2400 Raceway.		<b>HBL2410BDIV</b> A: 1.17" (29.72) B: 1.96" (49.78) C: .84" (21.34)	<b>HBL2410BIV</b> A: 1.17" (29.72) B: 1.96" (49.78) C: .84" (21.34)	Ivory
<b>Entrance End Fitting</b> End fitting with ½ in. and ¾ in. concentric trade size KOs on end and bottom. Additional ½ in. trade size KOs on sides.		—	<b>HBL2410CIV</b> A: 3.69" (93.8) B: 2.02" (51.2) C: 1.79" (45.4)	Ivory
<b>Entrance End Fitting - Divided, Bend Radius</b> Divided, bend radius end fitting to feed HBL2400 and HBL2400D Series Raceway. Includes 1 in. and ¾ in. trade size KOs on back and end. Removable divider and bend radius inserts included.		—	<b>HBL2410DFOIV</b> A: 7.08" (179.83) B: 4.72" (119.89) C: 2.76" (70.10)	Ivory
<b>Entrance End Fitting - Full Capacity</b> Full capacity entrance end to feed HBL2400 Series Raceway. Includes three 1 in. and ¾ in. concentric trade size KOs.		—	<b>HBL2410FCIV</b> A: 3.04" (77.23) B: 2.61" (66.29) C: 2.23" (56.64)	Ivory

Notes: \* HBL2401DC couplings included. \*\* HBL2401C couplings included.

Fittings	Catalog Numbers	Color
<b>Lamp Holder</b> Medium base lamp holder 660W 250V ceramic.	<b>HBL2426IV*</b> A: 5.00" (127.00) B: 1.89" (48.01) C: 1.03" (26.16)	Ivory (Cover) White Ceramic (Lamp Holder)
<b>Duplex Receptacle Frame</b> Use this frame in conjunction with duplex receptacles below.	<b>HBL24DRK*</b> A: 5.26" (133.60) B: 2.00" (50.80)	Ivory
<b>Duplex Receptacle - 15A</b> <b>Duplex Receptacle - 15A, Isolated Ground</b> <b>Duplex Receptacle - 20A</b> <b>Duplex Receptacle - 20A, Isolated Ground</b> #12 AWG THHN stranded copper wires with 20 in. leads on each end.	<b>PT2RC*</b> <b>PT2RCIG*</b> <b>PT2R*</b> <b>PT2RIG*</b> A: 4.00" (101.60) B: 1.24" (31.50) C: .84" (21.34)	Ivory Orange Ivory Orange
<b>Single Receptacle Frame</b> Use this frame in conjunction with single receptacles below.	<b>HBL24SRK*</b> A: 3.26" (82.80) B: 2.00" (50.80)	Ivory
<b>Single Receptacle - 15A</b> <b>Single Receptacle - 15A, Isolated Ground</b> <b>Single Receptacle - 20A</b> <b>Single Receptacle - 20A, Isolated Ground</b> #12 AWG THHN stranded copper wires with 21 in. leads on each end.	<b>PT1RCIV*</b> <b>PT1RCIG*</b> <b>PT1RIV*</b> <b>PT1RIG*</b> A: 2.00" (50.80) B: 1.20" (30.48) C: .87" (22.10)	Ivory Orange Ivory Orange
<b>Duplex Bracket and Frame</b> Use in low voltage applications with <b>BR106AL</b> and <b>Q106AL</b> frames found on page 68.	<b>HBL24106DRK*</b> A: 6.00" (152.40) B: 2.02" (51.31)	Ivory
<b>Receptacle Bracket and Frame</b> Use in low voltage applications with <b>ISFxxAL</b> frames found on page 68.	<b>HBL24106RRK*</b> A: 6.00" (152.40) B: 2.02" (51.31)	Ivory
<b>Bridge Fitting</b> For allowing HBL2400 Series Raceway to bridge over existing installations of HBL2400, HBL750 and HBL500 Series Raceways.	<b>HBL2475DBRIV</b> A: 5.60" (142.24) B: 2.92" (74.17) C: 1.63" (41.40)	Ivory
<b>Transition Fitting, Undivided</b> For transitioning from Wiremold® 2400 Raceway to Hubbell HBL2400 Raceway.	<b>HBL2400TFIV</b> A: 2.02" (51.31) B: 1.06" (26.92)	Ivory
<b>Transition Fitting, Divided</b> For transitioning from Wiremold® 2400D Raceway to Hubbell HBL2400D Raceway.	<b>HBL2400DTFIV</b> A: 2.02" (51.31) B: 1.06" (26.92)	Ivory

Note: \* Only used on HBL2400 Series Undivided Raceway.

Wiremold® is a registered trademark of the Wiremold Company.

Fittings		Catalog Numbers	Color
<p><b>Ground Clamp (Plated)</b> For connection of equipment grounding conductor to provide an additional ground to raceway.</p> 	<p><b>HBL2409GC</b> A: .41" (10.41)</p>	Galvanized Steel	
<p><b>Cover Clip</b> Use to cover potential openings where two pieces of HBL2400 Raceway cover come together.</p> 	<p><b>HBL2406IV</b> A: 1.50" (38.10)</p>	Ivory	
<p><b>End Reducing Connector</b> For connecting HBL2400 Raceway to HBL2000 Raceway through end of HBL2400 Raceway.</p> 	<p><b>HBL2420REDIV*</b> A: 3.81" (96.77) B: 2.07" (52.58) C: .90" (22.86)</p>	Ivory	
<p><b>End Reducing Connector</b> For connecting HBL4750 Raceway to HBL2400 Raceway through end of HBL4750 Raceway. Includes <b>HBL2401DC</b> coupling (<b>HBL4751AC</b> not included).</p> 	<p><b>HBL4724REDIV</b> A: 4.75" (120.65) B: 3.00" (76.20) C: 1.55" (39.37)</p>	Ivory	
<p><b>Side Reducing Connector</b> For connecting HBL2400 Raceway to HBL2000 Raceway through side of HBL2400 Raceway.</p> 	<p><b>HBL2489IV*</b> A: 3.75" (95.25) B: 1.91" (48.51) C: .82" (20.83)</p>	Ivory	
<p><b>Flush Plate Adaptor</b> For feeding HBL2400 Raceway from an existing wall outlet box 1/2 in. trade size male nipple. Provided with locknut for grounding.</p> 	<p><b>HBL2451HIV*</b> A: 4.50" (114.30)</p>	Ivory	
Cutter		Catalog Numbers	
<p><b>Cutter</b> Portable cutter for HBL2400/HBL2400D Series Raceway.</p> 	<p><b>HBL624CUT</b> A: 21.44" (544.58) B: 20.00" (508.00)</p>		
<p><b>Cutter Replacement Blade Set</b></p> 	<p><b>HBL624BCK</b> A: 1.48" (37.10)    D: 5.31" (134.90) B: 5.25" (133.40)    E: 1.10" (27.90) C: 1.98" (50.40)</p>		
Touch-Up Paint		Catalog Numbers	Color
<p><b>Touch-Up Paint Pen</b></p> 	<p><b>HBLIWEP</b></p>	Ivory	

Note: \* Only used on HBL2400 Series Undivided Raceway.



**3**  
**Metal Raceway**  
**HBL3000, HBL4750 and HBL6750 Series Product Applications**



**HBL3000 Series**

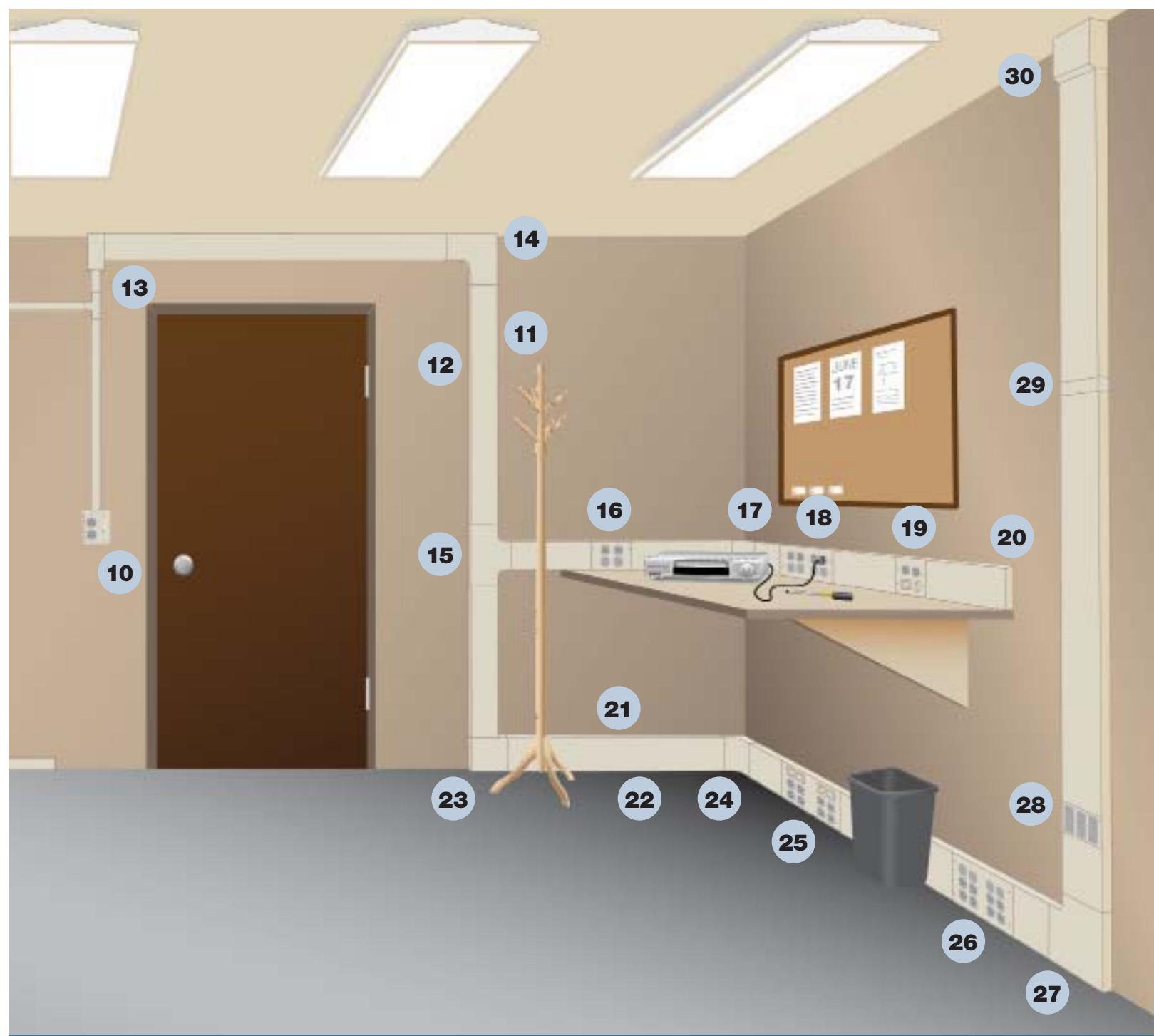
- 1** HBL3000CEIV 
- 2** HBL3000BIV 
- 3** HBL3010CIV 
- 4** HBL3006EIV 
- 5** HBL3015EIV 

**HBL3000 Series**

- 6** HBL3011EIV 
- 7** HBL3043BEIV 
- 8** HBL3017TCEIV 
- 9** HBL3018AEIV 
- 10** HBL30442IV 

**HBL4750 Series**

- 11** HBL4750CIV 
- 12** HBL4750B10IV 
- 13** HBL4774AIV 
- 14** HBL4711DFOIV 
- 15** HBL4715DFOIV 



**HBL4750 Series**

- 16 HBL4747BBIV 

---

- 17 HBL4717DFOIV 

---

- 18 HBL47472BBBBBIV 

---

- 19 HBL4747BFIV 

---

- 20 HBL4710BIV 

**HBL6750 Series**

- 21 HBL6750CIV 

---

- 22 HBL6750B10IV 

---

- 23 HBL6774AIV 

---

- 24 HBL6717DFOIV 

---

- 25 HBL67473BBBBBFFIV 

**HBL6750 Series**

- 26 HBL67473BBBBBBBIV 

---

- 27 HBL6711DFOIV 

---

- 28 HBL6750IV 

---

- 29 HBL6756AIV 

---

- 30 HBL6710DFOIV 

## HBL3000 Series

### Features and Benefits



### Extensive Line

- Full line of large, single channel, two piece metal raceway.
- Easily mounts on walls or bench tops.
- Large single channel base for power or datacom cables.
- UL Listed and CSA Certified.
- Available in ivory or gray powder coat finish.



### Plates and Covers

- Wide range of covers and cover plates accommodate the most demanding applications.
- Removable cover and cover plates provide easy access to wiring compartment.
- Precut covers and plates provide quick installation and are available in common configurations.



# HBL3000 Series

## Features and Benefits

### Transition Fittings

- UL Classified to transition from Wiremold® 3000 Series Metal Raceway to Hubbell HBL3000 Series Metal Raceway.
- Reducer fitting provides transition from Hubbell HBL3000 Series to Hubbell HBL2000 Series Raceway.



Wiremold® 3000 Series to Hubbell HBL3000 Series utilizing Hubbell transition fitting.

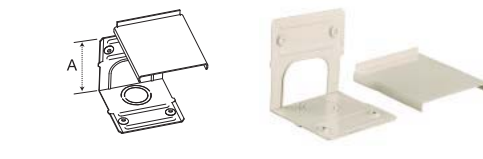
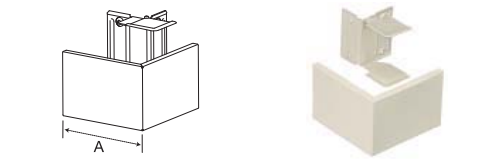
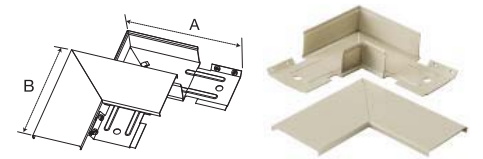
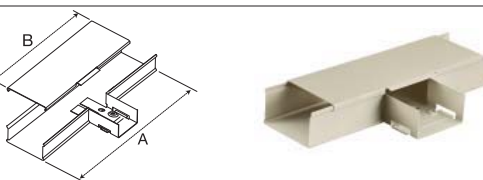


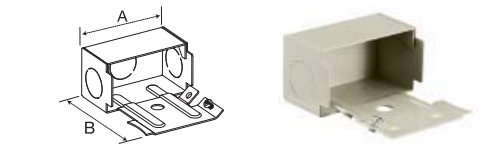
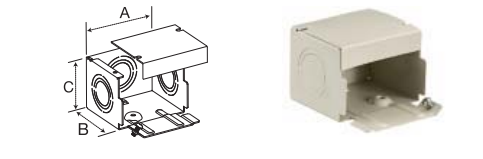
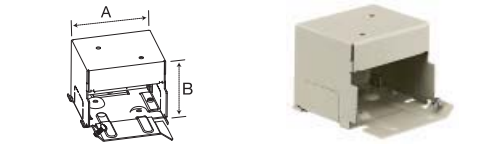
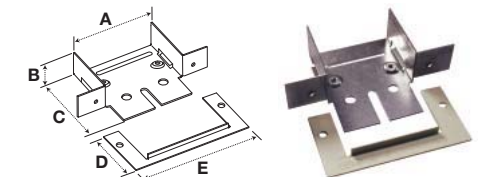
### Boxes

- Hubbell Handi-Screw® eliminates “difficult-to-install” long screws for faster mounting.
- Rounded corners eliminate sharp edges.
- One seam construction provides “clean” look.
- Large capacity allows for the installation of 30, 50 or 60A receptacles.
- Utility box can be used as a tee, cross, junction box or as a branch circuit extension.

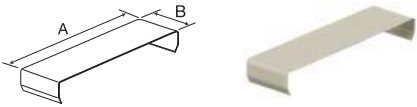
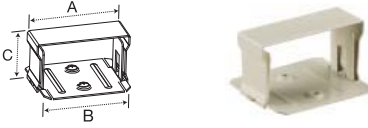
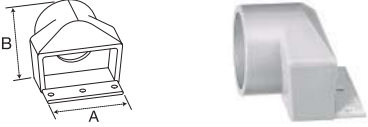

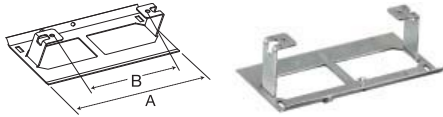
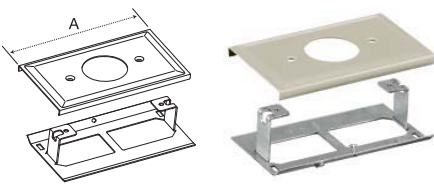
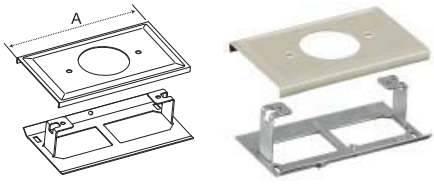
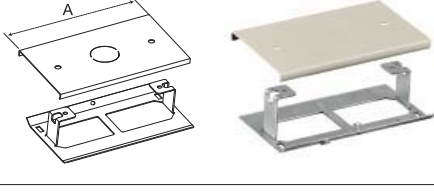
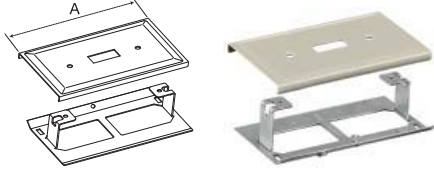


Wiremold® is a registered trademark of The Wiremold Company.

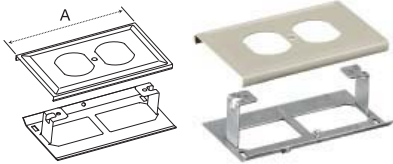
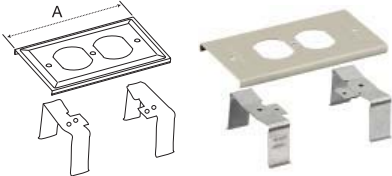
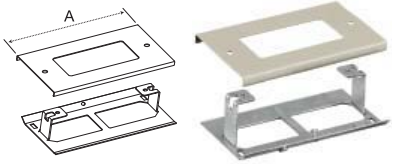
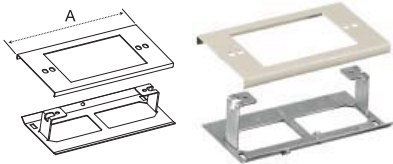
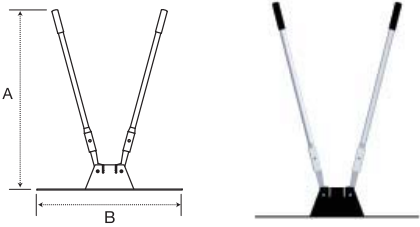

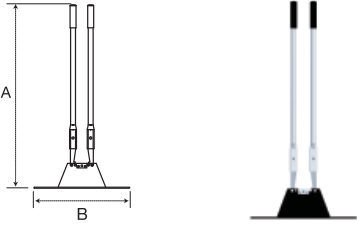
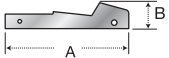

Raceway		Catalog Numbers	Length	Color
<p><b>Single Channel Base</b> Packed 100 ft. (30.5m) per carton, 10 ft. (3m) lengths.</p> <p>Assembled cover and base dimensions. W: 2.75" (69.85) H: 1.53" (38.86)</p>		<p><b>HBL3000BIV</b> <b>HBL3000BGY</b> A: 2.73" (69.34) B: 1.47" (37.34)</p>	10 ft.	Ivory Gray
<p><b>Cover</b> Packed 100 ft. (30.5m) per carton, 5 ft. (1.5m) lengths.</p>		<p><b>HBL3000CEIV</b> <b>HBL3000CEGY</b> A: 60.00" (1,524.00) B: 2.75" (69.85)</p>	5 ft.	Ivory Gray
<p><b>7.5 In. Precut Cover</b> For mounting devices on 12 in. (305.00) centers. Packed 10 pieces per carton.</p>		<p><b>HBL3000C075IV</b> <b>HBL3000C075GY</b> A: 7.50" (190.50) B: 2.75" (69.85)</p>	7.5 in.	Ivory Gray
<p><b>19.5 In. Precut Cover</b> For mounting devices on 24 in. (610.00) centers. Packed 10 pieces per carton.</p>		<p><b>HBL3000C195IV</b> <b>HBL3000C195GY</b> A: 19.50" (495.30) B: 2.75" (69.85)</p>	19.5 in.	Ivory Gray
<p><b>Wire Clip (Plated)</b> For holding conductors in place.</p>		<p><b>HBL3000WCGY</b> A: 1.00" (25.40)</p>		Galvanized Steel
<p><b>Coupling (Plated)</b> For joining lengths of HBL3000 Raceway.</p>		<p><b>HBL3001GY</b> A: 2.20" (55.75)</p>		Galvanized Steel
<p><b>Rigid Inside Coupling (Plated)</b> For joining lengths of HBL3000 Raceway when added rigidity is required, i.e. raceway suspended overhead.</p>		<p><b>HBL3001AGY</b> A: 6.00" (152.40)</p>		Galvanized Steel
<p><b>Supporting Clip</b> For supporting lengths of HBL3000 Raceway at any point. Mount with #8 flat head fastener. Has set screw for locking to raceway.</p>		<p><b>HBL3003IV</b> <b>HBL3003GY</b> A: 2.81" (71.33) B: .75" (19.05)</p>		Ivory Gray
Boxes		Catalog Numbers		Color
<p><b>Utility Box</b> Cover has twistouts on all sides, allows for box to be used as tee, cross, junction box or for branch circuit extensions.</p>		<p><b>HBL3028IV</b> <b>HBL3028GY</b> A: 6.41" (162.89) B: 6.41" (162.89) C: 1.90" (48.26)</p>		Ivory Gray
<p><b>2-Gang Extra Deep Switch and Receptacle Box</b> For standard 30, 50 and 60A straight blade receptacles.</p>		<p><b>HBL30442IV</b> <b>HBL30442GY</b> A: 6.38" (162.05) B: 6.38" (162.05) C: 2.75" (69.85)</p>		Ivory Gray

Fittings	Catalog Number	Color
<p><b>Internal Corner Coupling</b> For surfaces at right angles or for use as a straight-through fitting.</p> 	<p><b>HBL3017TCEIV</b> <b>HBL3017TCEGY</b> A: 2.61" (66.29)</p>	<p>Ivory Gray</p>
<p><b>External Corner Coupling</b> For right angle turns around external corners.</p> 	<p><b>HBL3018AEIV</b> <b>HBL3018AEGY</b> A: 4.00" (101.60)</p>	<p>Ivory Gray</p>
<p><b>90° Flat Elbow</b> For right angle turns on same surface.</p> 	<p><b>HBL3011EIV</b> <b>HBL3011EGY</b> A: 6.40" (162.40) B: 6.00" (152.40)</p>	<p>Ivory Gray</p>
<p><b>Tee Fitting</b> For branches at right angles. Couplings furnished.</p> 	<p><b>HBL3015EIV</b> <b>HBL3015EGY</b> A: 10.31" (261.94) B: 8.00" (203.20)</p>	<p>Ivory Gray</p>
<p><b>Wall Box Connector</b> For connecting to HBL3000 Raceway from a flush mounted wall box.</p> 	<p><b>HBL3014CIV</b> <b>HBL3014CGY</b> A: 3.28" (83.31) B: 8.00" (203.20)</p>	<p>Ivory Gray</p>
<p><b>Blank End Fitting</b> For closing open end of HBL3000 Raceway. Has concentric 1/2 in. and 3/4 in. trade size KOs.</p> 	<p><b>HBL3010BIV</b> <b>HBL3010BGY</b> A: 2.71" (68.92) B: 1.79" (45.36) C: 1.41" (35.84)</p>	<p>Ivory Gray</p>
<p><b>Entrance End Fitting</b> For connecting HBL3000 Raceway with 1/2 in. conduit and armored cable connectors.</p> 	<p><b>HBL3010AEIV</b> <b>HBL3010AEGY</b> A: 2.75" (69.85) B: 3.42" (86.87)</p>	<p>Ivory Gray</p>
<p><b>Entrance End Fitting</b> For connecting HBL3000 Raceway with rigid or flexible conduit. Concentric 1/2 in., 3/4 in. and 1 in. trade size KOs on end and each side.</p> 	<p><b>HBL3010CIV</b> <b>HBL3010CGY</b> A: 2.75" (69.85) B: 3.25" (82.55) C: 2.00" (50.80)</p>	<p>Ivory Gray</p>
<p><b>Take-Off Connector (Reducer)</b> Transition Hubbell HBL3000 Raceway to Hubbell HBL2000 Raceway.</p> 	<p><b>HBL3200REDIV</b> <b>HBL3200REDGY</b> A: 2.75" (69.85) B: 2.25" (57.15)</p>	<p>Ivory Gray</p>
<p><b>Panel Connector</b> To connect HBL3000 Raceway with surface type boxes.</p> 	<p><b>HBL3086IV</b> <b>HBL3086GY</b> A: 4.60" (116.71) B: 1.19" (30.16) C: 3.00" (76.20) D: 1.94" (49.40) E: 3.76" (95.50)</p>	<p>Ivory Gray</p>



Fittings		Catalog Numbers	Color
<p><b>Cover Clip</b> Use to cover potential openings where two pieces of HBL3000 Raceway come together.</p> 	<p><b>HBL3006EIV</b> <b>HBL3006EGY</b> A: 2.78" (70.60) B: .75" (19.05)</p>	Ivory Gray	
<p><b>Transition Fitting</b> For transitioning from Wiremold® 3000 Raceway to Hubbell HBL3000 Raceway.</p> 	<p><b>HBL3000TFIV</b> <b>HBL3000TFGY</b> A: 2.85" (72.39) B: 2.15" (54.61) C: 1.50" (38.04)</p>	Ivory Gray	
<p><b>Conduit Connector</b> To connect end of HBL3000 Raceway to 1½ in. trade size conduit or connector.</p> 	<p><b>HBL3082GY</b> A: 2.91" (74.00) B: 2.75" (69.85)</p>	Gray	
<p><b>Tap-Off Fitting</b> Has concentric ½ in. and ¾ in. trade size KOs and twistout for communication cables.</p> 	<p><b>HBL3046H2IV</b> <b>HBL3046H2GY</b> A: 4.75" (120.65)</p>	Ivory Gray	
Device Bracket and Cover Plates		Catalog Numbers	Color
<p><b>Device Bracket</b> For mounting standard devices in HBL3000 Raceway. Use with commercially available flush plate (not furnished).</p> 	<p><b>HBL3007CGY</b> A: 4.50" (114.30) B: 3.28" (83.31)</p>	Galvanized Steel	
<p><b>Single Receptacle Cover</b> For installing straight blade and locking single receptacles with face diameters of 1.38 in. to 1.39 in. (35.05 to 35.31). Includes <b>HBL3007CGY</b> device bracket.</p> 	<p><b>HBL3027AEIV</b> <b>HBL3027AEGY</b> A: 4.50" (114.30)</p>	Ivory Gray	
<p><b>Single Receptacle Cover</b> For installing straight blade and locking single receptacles with face diameters of 1.56 in. to 1.57 in. (39.62 to 39.88). Includes <b>HBL3007CGY</b> device bracket.</p> 	<p><b>HBL3033JEIV</b> <b>HBL3033JEGY</b> A: 4.50" (114.30)</p>	Ivory Gray	
<p><b>Blank Cover</b> Has one ½ in. trade size KO in center. Includes <b>HBL3007CGY</b> bracket.</p> 	<p><b>HBL3036HEIV</b> <b>HBL3036HEGY</b> A: 4.50" (114.30)</p>	Ivory Gray	
<p><b>Switch Cover</b> For installing single pole, two pole, three way or four way switches. Includes <b>HBL3007CGY</b> device bracket.</p> 	<p><b>HBL3040CEIV</b> <b>HBL3040CEGY</b> A: 4.50" (114.30)</p>	Ivory Gray	

Wiremold® is a registered trademark of the Wiremold Company.

Device Bracket and Cover Plates		Catalog Numbers	Color
<p><b>Duplex Receptacle Cover</b> For installing 15A and 20A duplex receptacles and duplex communication devices. Includes <b>HBL3007CGY</b> device bracket.</p> 	<p><b>HBL3043BEIV</b> <b>HBL3043BEGY</b> A: 4.50" (114.30)</p>	Ivory Gray	
<p><b>Duplex Receptacle Cover</b> For high strain/vibration. For installing 15A and 20A duplex receptacles and duplex communication devices. Includes device brackets.</p> 	<p><b>HBL3046BEIV</b> <b>HBL3046BEGY</b> A: 4.50" (114.30)</p>	Ivory Gray	
<p><b>Rectangular Style Line® Receptacle Cover</b> For installing 15A and 20A rectangular duplex receptacles, GFCI, surge devices, and rectangular communication devices. Includes <b>HBL3007CGY</b> device bracket.</p> 	<p><b>HBL3048RIV</b> <b>HBL3048RGY</b> A: 4.50" (114.30)</p>	Ivory Gray	
<p><b>Extension Cover</b> Cover accepts 3 wire 30A and 50A devices and standard commercially available flush plates. Includes <b>HBL3007CGY</b> device bracket. See page 68 for plate options.</p> 	<p><b>HBL3051LEIV</b> <b>HBL3051LEGY</b> A: 4.50" (114.30)</p>	Ivory Gray	
Tools		Catalog Numbers	
<p><b>Base Cutter</b> Portable cutter for HBL3000 Raceway Base.</p> 	<p><b>HBL630B</b> A: 37.14" (943.48) B: 30.00" (762.00)</p>		
<p><b>Replacement Blade Cutter and Die Set</b> Base blade set.</p> 	<p><b>HBL630BDK</b> A: 8.50" (215.90) B: 1.78" (45.34)</p>		
<p><b>Cover Cutter</b> Portable cutter for HBL3000 Raceway Cover.</p> 	<p><b>HBL630C</b> A: 38.48" (977.34) B: 20.00" (508.00)</p>		
<p><b>Replacement Blade Cutter and Die Set</b> Cover blade set.</p> 	<p><b>HBL630CDK</b> A: 7.00" (177.80) B: 1.10" (27.94)</p>		
Touch-Up Paint		Catalog Numbers	Color
<p><b>Touch-Up Paint Pen</b></p> 	<p><b>HBLIWEP</b> <b>HBLGWEP</b></p>	Ivory Gray	


# HBL4750 Series

## Features and Benefits




### HBL4750 Device Bracket

- HBL4750 Device Bracket Plate provides excellent solution for power, data, voice, audio and video applications.
- For use with Hubbell KP plates and Hubbell iSTATION™ modules and bezels.
- Provides flush finish with overlap feature to hide potential miscuts.



### Panel Connector

- Connects HBL4750 Raceway with surface type panel boxes.
- Accommodates maximum wire capacity of HBL4750 System.



### Extensive Line

- 1¼ in. (31.75) bend radius fittings meet TIA/EIA requirements.
- Integral bend radius offers a fixed solution that does not have to be installed as an option.
- Large cross sectional area provides for maximum cable capacity throughout entire system.
- Available external, internal, flat, tee and entrance end fittings.
- UL Listed, CSA Certified.
- Available in ivory or gray powder coat finish.



# HBL4750 Series

## Features and Benefits

### Application Capacity and Flexibility

- Flexible channel divider provides industry leading data capacity in the same profile with a 2/3 datacom split.
- By-Pass Divider opening accepts GFCI or surge devices to be mounted in 70/30 divided channel.
- Greater capacity offers more room for moves, adds and changes.
- 50/50 split available by utilizing standard divider and divider clips.
- Raceway channel can also be used with no divider for maximum cable fill in single service applications.



### End Reducing Connector

- Connects HBL4750 Raceway to HBL2400 Raceway through the end of HBL4750 Raceway.
- Used to connect two different sized raceway profiles.



### Plates and Covers

- Wide variety of overlapping cover plates provide flexibility for power, data, voice, audio and video applications.
- Cover plates accept wide selection of Hubbell iSTATION™ modules and bezels.
- Cover plates help to conceal unsightly gaps caused by miscuts.
- Precut cover options allow for 12 in. (304.80), 18 in. (457.20), 24 in. (609.60) and 36 in. (914.40) center mounting.
- Open System architecture available.

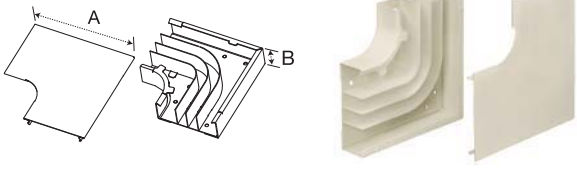
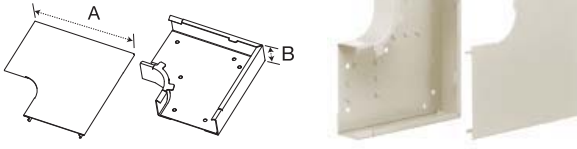
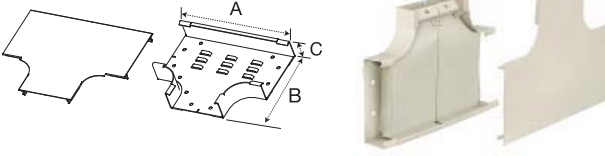
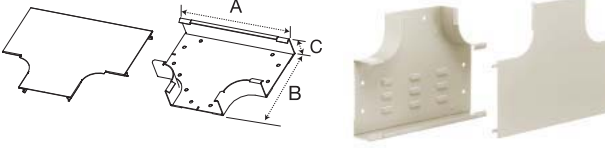
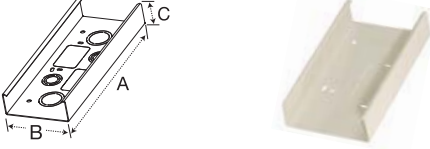
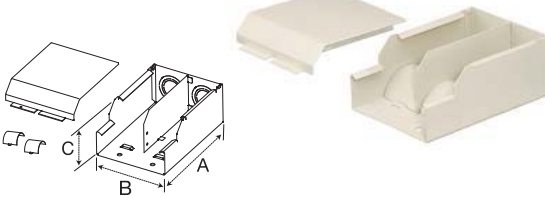
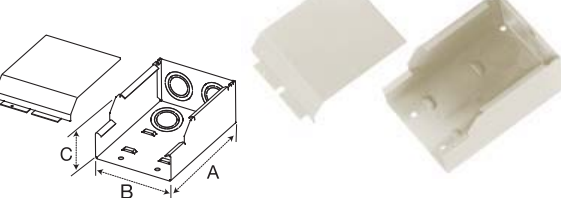


Raceway		Catalog Numbers	Length	Color
<b>Base</b> Packed 50 ft. (15.24m) per carton, 10 ft. (3m) lengths.  Assembled cover and base dimensions. W: 4.75" (120.65) H: 1.75" (44.45)		<b>HBL4750B10IV</b> <b>HBL4750B10GY</b> A: 120.00" (3048.00) B: 4.75" (120.65) C: 1.62" (41.20)	10 ft.	Ivory Gray
<b>Cover</b> Packed 50 ft. (15.24m) per carton, 5 ft. (1.5m) lengths.		<b>HBL4750CIV</b> <b>HBL4750CGY</b> A: 60.00" (1,524.0) B: 4.75" (120.65)	5 ft.	Ivory Gray
<b>7.5 In. Precut Cover*</b> For mounting devices on approximately 12 in. (305.00) centers with HBL4747 and HBL4750 Plates. Packed 10 pieces per carton.		<b>HBL4750C075IV</b> <b>HBL4750C075GY</b> A: 7.50" (190.50) B: 4.75" (120.65)	7.5 in.	Ivory Gray
<b>13.5 In. Precut Cover*</b> For mounting devices on approximately 18 in. (457.00) centers with HBL4747 and HBL4750 Plates. Packed 10 pieces per carton.		<b>HBL4750C135IV</b> <b>HBL4750C135GY</b> A: 13.50" (342.90) B: 4.75" (120.65)	13.5 in.	Ivory Gray
<b>19.5 In. Precut Cover*</b> For mounting devices on approximately 24 in. (610.00) centers with HBL4747 and HBL4750 Plates. Packed 10 pieces per carton.		<b>HBL4750C195IV</b> <b>HBL4750C195GY</b> A: 19.50" (495.30) B: 4.75" (120.65)	19.5 in.	Ivory Gray
<b>31.5 In. Precut Cover*</b> For mounting devices on approximately 36 in. (915.00) centers with HBL4747 and HBL4750 Plates. Packed 10 pieces per carton.		<b>HBL4750C315IV</b> <b>HBL4750C315GY</b> A: 31.50" (800.10) B: 4.75" (120.65)	31.5 in.	Ivory Gray
<b>Wire Clip (Plated)</b> For holding conductors in place.		<b>HBL4750WCGY</b> A: 4.60" (116.74) B: 1.58" (40.13) C: 1.00" (25.40)		Galv. Steel
<b>Divider</b> Divides HBL4750 Raceway into two channels. Packed 50 ft. (15.24m) per carton, 5 ft. (1.5m) lengths. <b>HBL4751DA</b> Divider Clips are required to hold divider in place.		<b>HBL4750DGY</b> A: 60.00" (1524.00) B: 1.51" (38.46)	5 ft.	Painted Steel
<b>By-Pass Divider</b> Divides HBL4750 Raceway into two channels with a 70/30 split. Allows for a larger power or datacom wire fill. <b>HBL4751DA</b> Divider Clips are required to hold divider in place.		<b>HBL4750BP</b> A: 7.12" (180.74) B: .89" (22.54)		Painted Steel
<b>Divider Clip</b> Required for holding <b>HBL4750DGY</b> in place. Use one every 2.5 ft. (.762m).		<b>HBL4751DA</b> A: 4.64" (117.77) B: 1.46" (37.07)		Galv. Steel
<b>Coupling (Plated)</b> For joining lengths of HBL4750 Raceway. Sold in pairs.		<b>HBL4751AC</b> A: 1.47" (37.30) B: .42" (10.59)		Galv. Steel

Notes: \* Device centers vary based on cover selection. Consult factory for details.

Fittings	Catalog Numbers	Color
<p><b>Internal or External 45° Elbow</b> For making internal or external turns in a run of HBL4750 Raceway. Raceway.</p>	<p><b>HBL4712TXIV</b> <b>HBL4712TXGY</b> A: 6.04" (153.45) B: 4.59" (116.59)</p>	<p>Ivory Gray</p>
<p><b>Internal Elbow, Divided</b> For inside surfaces at right angles. Full capacity 1¼ in. bend radius internal elbow.</p>	<p><b>HBL4717DFOIV*</b> <b>HBL4717DFOGY*</b> A: 4.74" (120.47) B: 4.75" (120.65)</p>	<p>Ivory Gray</p>
<p><b>Internal Elbow, Undivided</b> For inside surfaces at right angles.</p>	<p><b>HBL4717IV*</b> <b>HBL4717GY*</b> A: 4.74" (120.47) B: 4.75" (120.65)</p>	<p>Ivory Gray</p>
<p><b>Inverted Internal Elbow</b> Connecting a vertical run of HBL4750 Raceway with a horizontal run.</p>	<p><b>HBL4717NIV</b> <b>HBL4717NGY</b> A: 4.60" (116.84) B: 1.66" (42.29)</p>	<p>Ivory Gray</p>
<p><b>Internal Corner Coupling (Plated)</b> Concealed fitting for making an internal corner while continuing original run in a straight line.</p>	<p><b>HBL4717TCAGY</b> A: 4.59" (116.59) B: 2.71" (68.73) C: 1.47" (37.34)</p>	<p>Galvanized Steel</p>
<p><b>External Elbow, Divided</b> For right angle turns around external corners. Full capacity 1¼ in. bend radius external elbow.</p>	<p><b>HBL4718DFOIV*</b> <b>HBL4718DFOGY*</b> A: 4.88" (123.90) B: 4.75" (120.65)</p>	<p>Ivory Gray</p>
<p><b>External Elbow, Undivided</b> For right angle turns around external corners.</p>	<p><b>HBL4718IV*</b> <b>HBL4718GY*</b> A: 4.88" (123.90) B: 4.75" (120.65)</p>	<p>Ivory Gray</p>

Note: \* **HBL4751AC** couplings included.

Fittings	Catalog Numbers	Color
<p><b>Flat Elbow, Divided</b> For right angle turns on same surface. Full capacity 1¼ in. bend radius flat elbow.</p> 	<p><b>HBL4711DFOIV*</b> <b>HBL4711DFOGY*</b> A: 7.23" (183.76) B: 1.62" (41.15)</p>	<p>Ivory Gray</p>
<p><b>Flat Elbow, Undivided</b> For right angle turns on same surface.</p> 	<p><b>HBL4711IV*</b> <b>HBL4711GY*</b> A: 7.23" (183.76) B: 1.62" (41.15)</p>	<p>Ivory Gray</p>
<p><b>Tee Fitting, Divided</b> For branches at right angles. Full capacity 1¼ in. bend radius tee fitting.</p> 	<p><b>HBL4715DFOIV*</b> <b>HBL4715DFOGY*</b> A: 10.93" (277.63) B: 7.27" (184.54) C: 1.62" (41.15)</p>	<p>Ivory Gray</p>
<p><b>Tee Fitting, Undivided</b> For branches at right angles.</p> 	<p><b>HBL4715IV*</b> <b>HBL4715GY*</b> A: 10.93" (277.63) B: 7.27" (184.54) C: 1.62" (41.15)</p>	<p>Ivory Gray</p>
<p><b>Wall Box Connector</b> For back feeding HBL4750 Raceway.</p> 	<p><b>HBL4714AIV</b> <b>HBL4714AGY</b> A: 12.00" (304.80) B: 4.75" (120.65) C: 1.62" (41.15)</p>	<p>Ivory Gray</p>
<p><b>Entrance End Fitting, Divided</b> For connecting HBL4750 Raceway with rigid or flexible conduit. Concentric ¾ in., 1 in. and 1¼ in. trade size KOs on back and end. Full capacity 1¼ in. bend radius entrance end fitting. Includes ¾ in., 1 in., 1¼ in. KO and removable divider.</p> 	<p><b>HBL4710DFOIV*</b> <b>HBL4710DFOGY*</b> A: 6.76" (171.70) B: 4.75" (120.65) C: 2.66" (67.50)</p>	<p>Ivory Gray</p>
<p><b>Entrance End Fitting, Undivided</b> For connecting HBL4750 Raceway with rigid or flexible conduit. Concentric ¾ in., 1 in. and 1¼ in. trade size KOs on back and end.</p> 	<p><b>HBL4710IV*</b> <b>HBL4710GY*</b> A: 6.76" (171.70) B: 4.75" (120.65) C: 2.66" (67.50)</p>	<p>Ivory Gray</p>

Note: \* **HBL4751AC** couplings included.



Fittings	Catalog Numbers	Color
<p><b>Blank End Fitting</b> For closing open end of HBL4750 Raceway. Has two ½ in. trade size KOs.</p>	<p><b>HBL4710BIV</b> <b>HBL4710BGY</b> A: 4.59" (116.50) B: 1.64" (41.60) C: 1.31" (33.37)</p>	<p>Ivory Gray</p>
<p><b>Take-Off Connector (HBL4750 To HBL3000)</b> For 90° tee connection of HBL3000 Raceway from HBL4750 Raceway.</p>	<p><b>HBL4774AIV</b> <b>HBL4774AGY</b> A: 11.31" (287.38) B: 4.88" (124.00) C: 3.14" (79.78)</p>	<p>Ivory Gray</p>
<p><b>Connection Cover</b> For covering potential openings where two covers come together.</p>	<p><b>HBL4756AIV</b> <b>HBL4756AGY</b> A: 4.77" (121.16) B: .75" (19.05) C: .13" (3.36)</p>	<p>Ivory Gray</p>
<p><b>End Reducing Connector</b> For connecting HBL4750 Raceway to HBL2400 Raceway through the end of HBL4750 Raceway. Includes <b>HBL2401DC</b> coupling (<b>HBL4751AC</b> not included).</p>	<p><b>HBL4724REDIV</b> A: 4.75" (120.65) B: 3.00" (76.20) C: 1.55" (39.37)</p>	<p>Ivory</p>
<p><b>Panel Connector</b> To connect HBL4750 Raceway with surface type panel boxes.</p>	<p><b>HBL4786AIV</b> <b>HBL4786AGY</b> A: 7.50" (190.50)</p>	<p>Ivory Gray</p>
<p><b>Transition Fitting</b> For transitioning Wiremold® 4000 Raceway to Hubbell HBL4750 Raceway.</p>	<p><b>HBL4750TFIV</b> <b>HBL4750TFGY</b> A: 5.02" (127.53) B: 2.79" (70.78)</p>	<p>Ivory Gray</p>
<p><b>2-Gang Tap-Off Fitting</b> Has four concentric ½ in. and ¾ in. trade size KOs.</p>	<p><b>HBL4746H2IV</b> <b>HBL4746H2GY</b> A: 4.75" (120.65) B: 4.75" (120.65)</p>	<p>Ivory Gray</p>

Wiremold® is a registered trademark of The Wiremold Company.

Mounting Bracket		Catalog Numbers	Color
<b>Device Mounting Bracket</b> Mounting bracket for mounting Hubbell KP Plates, iSTATION™ Modules and Bezels. See pages 68 to 69 for datacom product selection.		<b>HBL4750IV</b> <b>HBL4750GY</b> A: 5.25" (133.35) B: 4.76" (120.90)	Ivory Gray
<b>1-Gang Commercial Device Plate Vertical Mount</b> Use with commercially available 1-gang flush plates. See page 68 for plate options. For single service applications only.		<b>HBL4747CVMIV</b> <b>HBL4747CVMGY</b> A: 2.50" (63.50) B: 4.75" (120.65)	Ivory Gray
<b>2-Gang Commercial Device Plate Vertical Mount</b> Use with commercially available 2-gang flush plates. See page 68 for plate options. For single service applications only.		<b>HBL4747CVM2IV</b> <b>HBL4747CVM2GY</b> A: 4.32" (109.86) B: 4.75" (120.65)	Ivory Gray
Overlapping Cover Plates (Include Mounting Bracket)		Catalog Numbers	Color
<b>2-Gang Cover, Single Round Opening, One Blank</b> For single receptacle with face diameter of 1.38 in. to 1.39 in. (35.00 to 36.00).		<b>HBL4747AXIV</b> <b>HBL4747AXGY</b> A: 5.43" (137.97) B: 4.75" (120.65)	Ivory Gray
<b>2-Gang, One Duplex Opening, One Blank</b> For 15A and 20A duplex receptacles and duplex communication frames.		<b>HBL4747BXIV</b> <b>HBL4747BXGY</b> A: 5.43" (137.97) B: 4.75" (120.65)	Ivory Gray
<b>2-Gang, Two Duplex Openings</b> For 15A and 20A duplex receptacles and duplex communication frames.		<b>HBL4747BBIV</b> <b>HBL4747BBGY</b> A: 5.43" (137.97) B: 4.75" (120.65)	Ivory Gray
<b>2-Gang, One Duplex Opening, One Modular Furniture</b> For 15A and 20A duplex receptacles and duplex communication plates. Includes modular furniture with two keystone twistouts.		<b>HBL4747BFIV</b> <b>HBL4747BFGY</b> A: 5.43" (137.97) B: 4.75" (120.65)	Ivory Gray
<b>2-Gang, Single Round Opening, One Blank</b> For single receptacle with face diameter of 1.56 in. to 1.58 in. (39.62 to 40.13).		<b>HBL4747JXIV</b> <b>HBL4747JXGY</b> A: 5.43" (137.97) B: 4.75" (120.65)	Ivory Gray
<b>2-Gang, One Style Line® Opening, One Blank</b> For Style Line rectangular receptacles, GFCI and surge devices and rectangular communication devices.		<b>HBL4747RXIV</b> <b>HBL4747RXGY</b> A: 5.43" (137.97) B: 4.75" (120.65)	Ivory Gray
<b>2-Gang, One Style Line® Opening, One Modular Furniture</b> For Style Line rectangular receptacles, GFCI, surge devices and rectangular communication devices. Includes modular furniture with two keystone twistouts.		<b>HBL4747RFIV</b> <b>HBL4747RFGY</b> A: 5.43" (137.97) B: 4.75" (120.65)	Ivory Gray
<b>2-Gang, One Duplex Opening, One Style Line® Opening</b> For 15A and 20A duplex receptacles and Style Line rectangular receptacles, GFCI, surge devices and rectangular communication devices.		<b>HBL4747BRIV</b> <b>HBL4747BRGY</b> A: 5.43" (137.97) B: 4.75" (120.65)	Ivory Gray
<b>4-Gang, Four Duplex Openings</b> For 15A and 20A duplex receptacles and duplex communication frames.		<b>HBL47472BBBBIV</b> <b>HBL47472BBBBGY</b> A: 10.22" (259.56) B: 4.75" (120.65)	Ivory Gray

Overlapping Cover Plates (Include Mounting Bracket)		Catalog Numbers	Color
<p><b>4-Gang, Two Duplex Openings, Two Style Line® Openings</b> For 15A and 20A duplex receptacles. Includes Style Line openings for rectangular receptacles, GFCI, surge devices and rectangular communication devices.</p>		<p><b>HBL47472BBRRIV</b> <b>HBL47472BBRRGY</b> A: 10.22" (259.56) B: 4.75" (120.65)</p>	Ivory Gray
<p><b>4-Gang, Two Duplex Openings, Two Modular Furniture</b> For 15A and 20A duplex receptacles and duplex communication plates. Includes two modular furniture with two keystone twistouts.</p>		<p><b>HBL47472BBFFIV</b> <b>HBL47472BBFFGY</b> A: 10.22" (259.56) B: 4.75" (120.65)</p>	Ivory Gray
<p><b>4-Gang, Two Duplex Openings, Two Blanks</b> For 15A and 20A duplex receptacles and duplex communication plates. Includes two blanks.</p>		<p><b>HBL47472BBXXIV</b> <b>HBL47472BBXXGY</b> A: 10.22" (259.56) B: 4.75" (120.65)</p>	Ivory Gray
<p><b>4-Gang, Two Style Line® Openings, Two Blanks</b> For Style Line rectangular receptacles, GFCI, surge devices and rectangular communication devices. Includes two blanks.</p>		<p><b>HBL47472RRXXIV</b> <b>HBL47472RRXXGY</b> A: 10.22" (259.56) B: 4.75" (120.65)</p>	Ivory Gray
<p><b>2-Gang, One Duplex Opening, One Ortronics® Series II® Mini Adapter Bezel</b> For 15A and 20A duplex receptacles and duplex communication plates. Includes Ortronics® Series II® Mini Adapter Bezel.</p>		<p><b>HBL4747BSIV</b> <b>HBL4747BSGY</b> A: 5.43" (137.97) B: 4.75" (120.65)</p>	Ivory Gray
<p><b>2-Gang, One Duplex Opening, One Ortronics® TracJack® Mini Adapter Bezel</b> For 15A and 20A duplex receptacles and duplex communication plates. Includes Ortronics® TracJack® Mini Adapter Bezel.</p>		<p><b>HBL4747BTIV</b> <b>HBL4747BTGY</b> A: 5.43" (137.97) B: 4.75" (120.65)</p>	Ivory Gray
<p><b>2-Gang, One Opening for 1-Gang Commercial Device Plate, One Blank</b> Use with commercially available 1-gang flush plates. See page 68 for plate options.</p>		<p><b>HBL4747C1IV</b> <b>HBL4747C1GY</b> A: 5.12" (130.18) B: 4.75" (120.65)</p>	Ivory Gray
<p><b>2-Gang, One Opening for 2-Gang Commercial Device Plate</b> Use with commercially available 2-gang flush plates. See page 68 for plate options.</p>		<p><b>HBL4747C2IV</b> <b>HBL4747C2GY</b> A: 5.12" (130.18) B: 4.75" (120.65)</p>	Ivory Gray
<p><b>4-Gang, Two Duplex Openings, Two Ortronics® Series II® Mini Adapter Bezels</b> For 15A and 20A duplex receptacles and duplex communication plates. Includes two Ortronics® Series II® Mini Adapter Bezels.</p>		<p><b>HBL47472BBSSIV</b> <b>HBL47472BBSSGY</b> A: 10.22" (259.56) B: 4.75" (120.65)</p>	Ivory Gray
<p><b>4-Gang, Two Duplex Openings, Two Ortronics® TracJack® Mini Adapter Bezels</b> For 15A and 20A duplex receptacles and duplex communication plates. Includes two Ortronics® TracJack® Mini Adapter Bezels.</p>		<p><b>HBL47472BBTTIV</b> <b>HBL47472BBTTGY</b> A: 10.22" (259.56) B: 4.75" (120.65)</p>	Ivory Gray

Cutters	Catalog Numbers	Catalog Numbers
<p><b>Base Cutter</b> Cutter for cutting base of HBL4750 Raceway.</p>	<p><b>HBL640B</b> A: 38.31" (973.14) B: 30.00" (762.00) <b>HBL640BDK</b> (Replacement blade set)</p>	<p><b>Cover Cutter</b> Cutter for cutting cover of HBL4750 Raceway.</p>
		<p><b>HBL640C</b> A: 35.89" (911.54) B: 30.00" (762.00) <b>HBL640CDK</b> (Replacement blade set)</p>

Ortronics®, Series II® and TracJack® are registered trademarks of The Ortronics Company.

# HBL6750 Series

## Features and Benefits



### Bracket and Devices

- HBL6750 Device Bracket Plate provides excellent solution for three channel power, data, voice, audio and video applications.
- For use with Hubbell KP plates and Hubbell iSTATION™ Modules and Bezels.
- Provides flush finish with overlap feature to hide potential miscuts.



### Maximum Capacity

- HBL6750 Series options include single channel (no divider), two channel (1/3, 2/3 divider) or three channel (1/3, 1/3, 1/3 divider).
- HBL6750 Series offers maximum capacity in a low profile raceway.
- HBL6750, two channel version, features industry leading capacity equivalent to a HBL4750 single channel profile with an additional channel.
- Low profile raceway provides a less conspicuous profile than competitive versions.
- Available in 10 ft. (3m) lengths.




# HBL6750 Series

## Features and Benefits

### Unique Line of Fittings

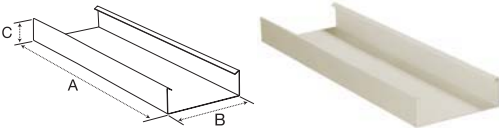
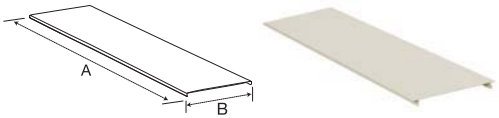



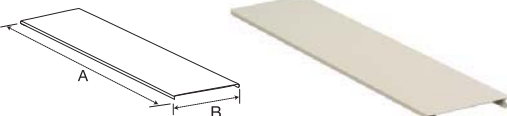

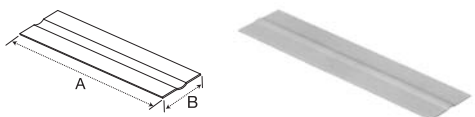
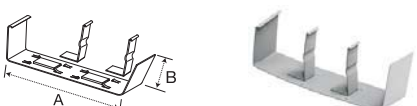

- 1¼ in. (31.75) bend radius fittings meet TIA/EIA requirements.
- Integral bend radius offers a fixed solution that does not have to be field installed.
- Large cross sectional area provides for maximum cable capacity throughout entire system.
- Available external, internal, flat, tee and entrance end fittings.
- UL Listed, CSA Certified.
- Available in ivory or gray powder coat finish.



### Plates and Covers

- Wide variety of overlapping cover plates provide flexibility for power, data, voice, audio and video applications.
- Available in both three and six-gang options.
- Cover plates accept wide selection of Hubbell iSTATION™ Modules and Bezels.
- Cover plates help to conceal unsightly gaps caused by miscuts.
- Precut cover options allow for 12 in. (304.80), 18 in. (457.20), 24 in. (609.60) and 36 in. (914.40) “on-center” mounting.
- Open System architecture available.



Raceway	Catalog Numbers	Length	Color
<p><b>Single Channel Base</b> Packed 20 ft. (6.1m) per carton, 10 ft. (3m) lengths.</p> <p>Assembled cover and base dimensions. W: 6.75" (171.45) H: 2.22" (56.39)</p>	<p><b>HBL6750B10IV</b> <b>HBL6750B10GY</b> A: 120.00" (3,048.00) B: 6.75" (171.45) C: 2.12" (53.85)</p>	10 ft.	Ivory Gray
			
<p><b>Cover</b> Packed 20 ft. (6.1m) per carton, 5 ft. (1.5m) lengths.</p>	<p><b>HBL6750CIV</b> <b>HBL6750CGY</b> A: 60.00" (1,524.00) B: 6.75" (171.45)</p>	5 ft.	Ivory Gray
			
<p><b>7.5 In. Precut Cover*</b> For mounting devices on approximately 12 in. (305.00) centers with HBL6747 and HBL6750 Plates. Packed 10 pieces per carton.</p>	<p><b>HBL6750C075IV</b> <b>HBL6750C075GY</b> A: 7.50" (190.50) B: 6.75" (171.45)</p>	7.5 in.	Ivory Gray
			
<p><b>13.5 In. Precut Cover*</b> For mounting devices on approximately 18 in. (457.00) centers with HBL6747 and HBL6750 Plates. Packed 10 pieces per carton.</p>	<p><b>HBL6750C135IV</b> <b>HBL6750C135GY</b> A: 13.50" (342.90) B: 6.75" (171.45)</p>	13.5 in.	Ivory Gray
			
<p><b>19.5 In. Precut Cover*</b> For mounting devices on approximately 24 in. (610.00) centers with HBL6747 and HBL6750 Plates. Packed 10 pieces per carton.</p>	<p><b>HBL6750C195IV</b> <b>HBL6750C195GY</b> A: 19.50" (495.30) B: 6.75" (171.45)</p>	19.5 in.	Ivory Gray
			
<p><b>31.5 In. Precut Cover*</b> For mounting devices on approximately 36 in. (915.00) centers with HBL6747 and HBL6750 Plates. Packed 10 pieces per carton.</p>	<p><b>HBL6750C315IV</b> <b>HBL6750C315GY</b> A: 31.50" (800.10) B: 6.75" (171.45)</p>	31.5 in.	Ivory Gray
			
<p><b>Wire Clip (Plated)</b> For holding conductors in place.</p>	<p><b>HBL6750WCGY</b> A: 6.61" (167.80) B: 2.09" (53.05)</p>		Galvanized Steel
			
<p><b>Divider</b> Divides HBL6750 Raceway into two or three channels. Packed 50 ft. (15.24m) per carton, 5 ft. (1.5m) lengths. <b>HBL6751DAGY</b> Divider Clips are required to hold divider in place.</p>	<p><b>HBL6750DAGY</b> A: 60.00" (1524.00) B: 2.03" (51.56)</p>	5 ft.	Painted Steel
			
<p><b>Divider Clip (Plated)</b> Required for holding <b>HBL6750DAGY</b> in place. Use one every 2.5 ft. (.762m).</p>	<p><b>HBL6751DAGY</b> A: 6.60" (167.67) B: 1.97" (50.10)</p>		Galvanized Steel
			
<p><b>Coupling (Plated)</b> For joining lengths of HBL6750 Raceway. Sold in pairs.</p>	<p><b>HBL6751A</b> A: 2.00" (50.71) B: .42" (10.59)</p>		Galvanized Steel
			

Note: \* Device centers vary based on cover selection. Consult factory for details.


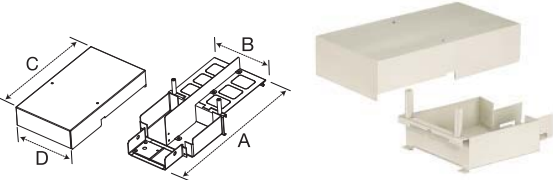
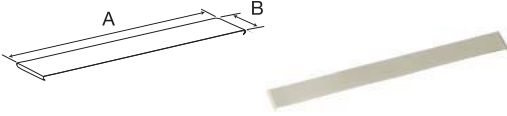
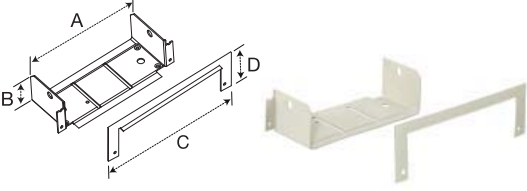
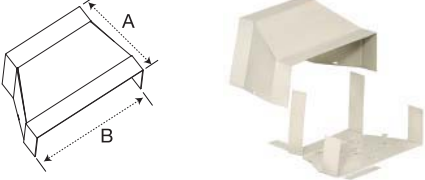
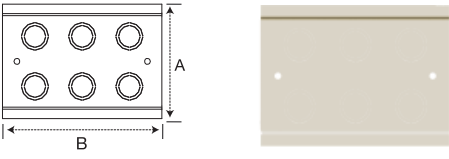
Fittings	Catalog Numbers	Color
<p><b>Internal or External 45° Elbow</b> For making internal or external turns in a run of HBL6750 Raceway.</p>	<p><b>HBL6712TXIV</b> <b>HBL6712TXGY</b> A: 6.53" (165.93) B: 6.56" (166.62)</p>	<p>Ivory Gray</p>
<p><b>Internal Elbow, Divided</b> For inside surface at right angles. Full capacity 1¼ in. bend radius internal elbow.</p>	<p><b>HBL6717DFOIV*</b> <b>HBL6717DFOGY*</b> A: 4.74" (120.47) B: 6.75" (171.45)</p>	<p>Ivory Gray</p>
<p><b>Internal Elbow, Undivided</b> For inside surface at right angles.</p>	<p><b>HBL6717IV*</b> <b>HBL6717GY*</b> A: 4.74" (120.47) B: 6.75" (171.45)</p>	<p>Ivory Gray</p>
<p><b>Inverted Internal Elbow</b> For connecting a vertical run of HBL6750 Raceway with a horizontal run.</p>	<p><b>HBL6717NIV</b> <b>HBL6717NGY</b> A: 6.56" (166.62) B: 5.13" (130.30)</p>	<p>Ivory Gray</p>
<p><b>Internal Corner Coupling (Plated)</b> Concealed fitting for making an internal corner while continuing original run in a straight line.</p>	<p><b>HBL6717TCAGY</b> A: 6.56" (166.62) B: 1.94" (49.28)</p>	<p>Gray</p>
<p><b>External Elbow, Divided</b> For right angle turns around external corners. Full capacity 1¼ in. bend radius external elbow.</p>	<p><b>HBL6718DFOIV*</b> <b>HBL6718DFOGY*</b> A: 5.83" (148.21) B: 6.75" (171.45)</p>	<p>Ivory Gray</p>
<p><b>External Elbow, Undivided</b> For right angle turns around external corners.</p>	<p><b>HBL6718IV*</b> <b>HBL6718GY*</b> A: 5.83" (148.21) B: 6.75" (171.45)</p>	<p>Ivory Gray</p>

Note: \* **HBL6751A** couplings included.

Fittings	Catalog Numbers	Color
<p><b>Flat Elbow, Divided</b> For right angle turns on same surface. Full capacity 1¼ in. bend radius flat elbow.</p>	<p><b>HBL6711DFOIV*</b> <b>HBL6711DFOGY*</b> A: 9.23" (234.45) B: 6.75" (171.45) C: 2.14" (54.23) D: 9.83" (249.69) E: 6.75" (171.45)</p>	<p>Ivory Gray</p>
<p><b>Flat Elbow, Undivided</b> For right angle turns on same surface.</p>	<p><b>HBL6711IV*</b> <b>HBL6711IGY*</b> A: 9.23" (234.45) B: 6.75" (171.45) C: 2.14" (54.23) D: 9.83" (249.69) E: 6.75" (171.45)</p>	<p>Ivory Gray</p>
<p><b>Tee Fitting, Divided</b> For branches at right angles. Full capacity 1¼ in. bend radius tee fitting.</p>	<p><b>HBL6715DFOIV*</b> <b>HBL6715DFOGY*</b> A: 8.75" (222.25) B: 6.63" (168.40) C: 3.56" (90.48) D: 7.92" (201.07) E: 6.75" (171.45)</p>	<p>Ivory Gray</p>
<p><b>Tee Fitting, Undivided</b> For branches at right angles.</p>	<p><b>HBL6715IV*</b> <b>HBL6715GY*</b> A: 8.75" (222.25) B: 6.63" (168.40) C: 3.56" (90.48) D: 7.92" (201.07) E: 6.75" (171.45)</p>	<p>Ivory Gray</p>
<p><b>Wall Box Connector</b> For back feeding HBL6750 Raceway.</p>	<p><b>HBL6714AIV</b> <b>HBL6714AGY</b> A: 6.75" (171.45) B: 2.14" (54.28) C: 9.90" (251.46)</p>	<p>Ivory Gray</p>
<p><b>Entrance End Fitting, Divided</b> For connecting HBL6750 Raceway with rigid or flexible conduit. Concentric ¾ in., 1 in. and 1¼ in. trade size KOs on back and end. Full capacity 1¼ in. bend radius entrance end fitting. Includes ¾ in., 1 in. and 1¼ in. KO and removable dividers.</p>	<p><b>HBL6710DFOIV*</b> <b>HBL6710DFOGY*</b> A: 6.75" (171.45) B: 6.75" (171.45) C: 3.18" (80.71)</p>	<p>Ivory Gray</p>
<p><b>Entrance End Fitting, Undivided</b> For connecting HBL6750 Raceway with rigid or flexible conduit. Concentric ¾ in., 1 in. and 1¼ in. trade size KOs on back and end.</p>	<p><b>HBL6710IV*</b> <b>HBL6710GY*</b> A: 6.75" (171.45) B: 6.75" (171.45) C: 3.18" (80.71)</p>	<p>Ivory Gray</p>

Note: \* **HBL6751A** couplings included.



Fittings	Catalog Numbers	Color
<p><b>Blank End Fitting</b> For closing open end of HBL6750 Raceway. Has three ½ in. trade size KOs.</p> 	<p><b>HBL6710BIV</b> <b>HBL6710BGY</b> A: 6.56" (166.62) B: 1.98" (50.41) C: 1.33" (33.90)</p>	<p>Ivory Gray</p>
<p><b>Take-Off Connector (HBL6750-HBL4750)</b> For 90° tee connection of HBL4750 Raceway from HBL6750 Raceway.</p> 	<p><b>HBL6774AIV</b> <b>HBL6774AGY</b> A: 14.36" (364.76) B: 6.75" (171.45) C: 11.47" (291.29) D: 6.72" (170.69)</p>	<p>Ivory Gray</p>
<p><b>Connection Cover</b> For covering potential openings where two covers come together.</p> 	<p><b>HBL6756AIV</b> <b>HBL6756AGY</b> A: 6.75" (171.45) B: .59" (14.89)</p>	<p>Ivory Gray</p>
<p><b>Panel Connector</b> To connect HBL6750 Raceway with surface type panel boxes.</p> 	<p><b>HBL6786IV</b> <b>HBL6786GY</b> A: 7.51" (190.86) B: 2.00" (50.83) C: 7.89" (200.37) D: 2.38" (60.34)</p>	<p>Ivory Gray</p>
<p><b>Transition Fitting</b> For transitioning from Wiremold® 6000 Raceway to Hubbell HBL6750 Raceway.</p> 	<p><b>HBL6750TFIV</b> <b>HBL6750TFGY</b> A: 4.35" (110.42) B: 6.96" (176.87)</p>	<p>Ivory Gray</p>
<p><b>3-Gang Tap-Off Fitting</b> Has six concentric ½ in. and ¾ in. trade size KOs.</p> 	<p><b>HBL6746HHHIV</b> <b>HBL6746HHHGY</b> A: 4.35" (110.42) B: 6.96" (176.87)</p>	<p>Ivory Gray</p>

Wiremold® is a registered trademark of The Wiremold Company.

Mounting Brackets		Catalog Numbers	Color
<b>Device Mounting Bracket</b> Mounting bracket for mounting Hubbell KP Plates, iSTATION™ Modules and Bezels. See pages 68 to 69 for datacom product selection.		<b>HBL6750IV</b> <b>HBL6750GY</b> A: 5.25" (133.35) B: 6.75" (171.45)	Ivory Gray
<b>3-Gang, One Opening for 1-Gang Commercial Device Plate, Two Blanks</b> Use with commercially available 1-Gang flush plates. See page 68 for plate options.		<b>HBL6747C1IV</b> <b>HBL6747C1GY</b> A: 5.43" (137.97) B: 6.75" (171.45)	Ivory Gray
<b>3-Gang, One Opening for 2-Gang Commercial Device Plate, One Blank</b> Use with commercially available 2-Gang flush plates. See page 68 for plate options.		<b>HBL6747C2IV</b> <b>HBL6747C2GY</b> A: 5.43" (137.97) B: 6.75" (171.45)	Ivory Gray
Overlapping Cover Plates		Catalog Numbers	Color
<b>3-Gang, One Single Round Opening, Two Blanks</b> For single receptacle with face diameter of 1.38 in. to 1.39 in. (35.05 to 35.31).		<b>HBL6747AXXIV</b> <b>HBL6747AXXGY</b> A: 5.43" (137.97) B: 6.75" (171.45)	Ivory Gray
<b>3-Gang, One Duplex Opening, Two Blanks</b> For 15A and 20A duplex receptacles and duplex communication plates.		<b>HBL6747BXXIV</b> <b>HBL6747BXXGY</b> A: 5.43" (137.97) B: 6.75" (171.45)	Ivory Gray
<b>3-Gang, Three Duplex Openings</b> For 15A and 20A duplex receptacles and duplex communication plates.		<b>HBL6747BBBIV</b> <b>HBL6747BBBGY</b> A: 5.43" (137.97) B: 6.75" (171.45)	Ivory Gray
<b>3-Gang, One Duplex Opening, Two Style Line® Openings</b> For 15A and 20A duplex receptacles and duplex communication plates. Includes Style Line openings for rectangular receptacles, GFCI, surge devices and rectangular communication devices.		<b>HBL6747BRRIV</b> <b>HBL6747BRRGY</b> A: 5.43" (137.97) B: 6.75" (171.45)	Ivory Gray
<b>3-Gang, Two Duplex Openings, One Modular Furniture</b> For 15A and 20A duplex receptacles and duplex communication plates. Includes modular furniture with two keystone twistouts.		<b>HBL6747BBFIV</b> <b>HBL6747BBFGY</b> A: 5.43" (137.97) B: 6.75" (171.45)	Ivory Gray
<b>3-Gang, One Single Round Opening, Two Blanks</b> For single receptacle with face diameter of 1.56 in. to 1.58 in. (39.62 to 40.13).		<b>HBL6747JXXIV</b> <b>HBL6747JXXGY</b> A: 5.43" (137.97) B: 6.75" (171.45)	Ivory Gray
<b>3-Gang, One Style Line® Opening, Two Blanks</b> For one Style Line rectangular receptacle, GFCI, surge device or rectangular communication device.		<b>HBL6747RXXIV</b> <b>HBL6747RXXGY</b> A: 5.43" (137.97) B: 6.75" (171.45)	Ivory Gray
<b>3-Gang, Two Style Line® Openings, One Modular Furniture</b> For two Style Line rectangular receptacles, GFCI, surge devices and rectangular communication devices. Includes modular furniture with two keystone twistouts.		<b>HBL6747RRFIV</b> <b>HBL6747RRFGY</b> A: 5.43" (137.97) B: 6.75" (171.45)	Ivory Gray

Overlapping Cover Plates		Catalog Numbers	Color
<b>6-Gang, Six Duplex Openings</b> For 15A and 20A duplex receptacles and duplex communication plates.		<b>HBL67473BBBBBBIV</b> <b>HBL67473BBBBBBGY</b> A: 10.22" (259.56) B: 6.75" (171.45)	Ivory Gray
<b>6-Gang, Two Duplex Openings, Four Style Line® Openings</b> For 15A and 20A duplex receptacles and duplex communication plates. Includes Style Line openings for rectangular receptacles, GFCI, surge devices and rectangular communication devices.		<b>HBL67473BBRRRRIV</b> <b>HBL67473BBRRRRGY</b> A: 10.22" (259.56) B: 6.75" (171.45)	Ivory Gray
<b>6-Gang, Four Duplex Openings, Two Modular Furniture</b> For 15A and 20A duplex receptacles and duplex communication plates. Includes two modular furniture with two keystone twistouts.		<b>HBL67473BBBBFFIV</b> <b>HBL67473BBBBFFGY</b> A: 10.22" (259.56) B: 6.75" (171.45)	Ivory Gray
<b>6-Gang, Four Duplex Openings, Two Blanks</b> For four 15A and 20A duplex receptacles and duplex communication plates.		<b>HBL67473BBBBXXIV</b> <b>HBL67473BBBBXXGY</b> A: 10.22" (259.56) B: 6.75" (171.45)	Ivory Gray
<b>6-Gang, Four Style Line® Openings, Two Blanks</b> For four Style Line rectangular receptacles, GFCI, surge devices and rectangular communication devices.		<b>HBL67473RRRRXXIV</b> <b>HBL67473RRRRXXGY</b> A: 10.22" (259.56) B: 6.75" (171.45)	Ivory Gray
<b>3-Gang, Two Duplex Openings, One Ortronics® Series II® Mini Adapter Bezel</b> For two 15A and 20A duplex receptacles and duplex communication plates. Includes Ortronics® Series II® Mini Adapter Bezel.		<b>HBL6747BBSIV</b> <b>HBL6747BBSGY</b> A: 5.43" (137.97) B: 6.75" (171.45)	Ivory Gray
<b>3-Gang, Two Duplex Openings, One Ortronics® TracJack® Mini Adapter Bezel</b> For 15A and 20A duplex receptacles and duplex communication plates. Includes Ortronics® TracJack® Mini Adapter Bezel.		<b>HBL6747BBTIV</b> <b>HBL6747BBTGY</b> A: 5.43" (137.97) B: 6.75" (171.45)	Ivory Gray
<b>6-Gang, Four Duplex Openings, Two Ortronics® Series II® Mini Adapter Bezels</b> For 15A and 20A duplex receptacles and duplex communication plates. Includes two Ortronics® Series II® Mini Adapter Bezels.		<b>HBL67473BBBBSSIV</b> <b>HBL67473BBBBSSGY</b> A: 10.22" (259.56) B: 6.75" (171.45)	Ivory Gray
<b>6-Gang, Four Duplex Openings, Two Ortronics® TracJack® Mini Adapter Bezels</b> For 15A and 20A duplex receptacles and duplex communication plates. Includes two Ortronics® TracJack® Mini Adapter Bezels.		<b>HBL67473BBBBTTIV</b> <b>HBL67473BBBBTTGY</b> A: 10.22" (259.56) B: 6.75" (171.45)	Ivory Gray

Cutters	Catalog Numbers	Catalog Numbers
<b>Base Cutter</b> Cutter for cutting base of HBL6750 Raceway.		<b>HBL660B</b> A: 38.93" (988.83) B: 30.00" (762.00) <b>HBL660BDK</b> (Replacement blade set)
<b>Cover Cutter</b> Cutter for cutting cover of HBL6750 Raceway.		<b>HBL660C</b> A: 36.89" (936.94) B: 30.00" (762.00) <b>HBL660CDK</b> (Replacement blade set)

Ortronics®, Series II® and TracJack® are registered trademarks of The Ortronics Company.

# Aluminum Raceway

## HBLALU2000, Aluminum PlugTrak®, HBLALU3800 and HBLALU4800 Series Product Applications



HBLALU2000, PlugTrak®, HBLALU3800 and HBLALU4800 Series Product Applications

- 1 HBLALU2000C5  
HBLALU2000B5 

---

- 2 HBLALU2015 

---

- 3 HBLALU2011 

---

- 4 HBLALU2038 

---

- 5 HBLALU20GB606 

- 6 HBLALUC5  
HBLALU3800B10 

---

- 7 HBLALUDR 

---

- 8 HBLALU3818 

---

- 9 HBLALU3817 

---

- 10 HBLALUG 

- 11 HBLALUC5  
HBLALU4800B10 

---

- 12 HBLALULPB  
HBLALUDR 

---

- 13 HBLALU4817 

---

- 14 HBLALU4806 

---


- 15 HBLALULPB  
HBLALUG 


















# Aluminum Raceway

## HBLALU5000 and HBLALU7620 Series

### Product Applications



HBLALU5000 and HBLALU7620 Series Product Applications

- |   |  |  |
|---|--|--|
| 16 HBLALU2C57                | 21 HBLALU57BL<br>HBLALU57DR              | 26 HBLALUC57<br>HBLALU2C57                  |
| 17 HBLALU5000B10             | 22 HBLALU57LPB<br>HBLALU57DR             | 27 HBLALU7620B10                            |
| 18 HBLALU5010B               | 23 HBLALU5006                             | 28 HBLALU7617                               |
| 19 HBLALU57LPB<br>HBLALU57G  | 24 HBLALU7610B                           | 29 HBLALU57LPB<br>HBLALU57DR<br>HBLALU57DR  |
| 20 HBLALU5017                | 25 HBLALU57BL<br>HBLALU57G<br>HBLALU57G  | 30 HBLALU57LPB<br>HBLALU57BL<br>HBLALU57G   |

# HBLALU2000 and Aluminum PlugTrak® Series

## Features and Benefits



### Single Channel

- Single channel aluminum raceway.
- Satin anodized finish.
- Resists oxidation, corrosion and fading.
- Can be installed as recessed or surface mounted.
- UL Listed and CSA Certified.



### Wide Selection of Fittings

- Elbows (external, internal, flat) and tee fitting available to accommodate all types of applications.
- HBLALU2001 Coupling included with elbows and tee fitting.

# HBLALU2000 and Aluminum PlugTrak® Series

## Features and Benefits

### Aluminum Boxes

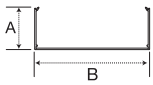

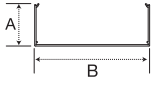

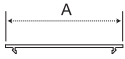

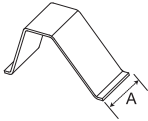

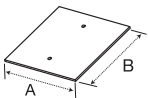

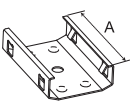

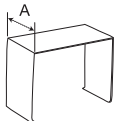

- Both in-line and standard boxes available.
- Hubbell Handi-Screw® eliminates difficult to install long screws for easier installation.
- Rounded corners eliminate sharp edges.
- One seam construction provides “clean” look.
- Box design allows standard wallplates to be mounted flush with virtually no perimeter profile exposed.
- Full line of metal wallplates available. See page 68 for selection.



### Aluminum PlugTrak® Featuring Exclusive Receptacle Design

- Satin anodized scratch resistant finish.
- Multiple spacing configurations.
- Hubbell designed and manufactured single receptacle.
- Insulation displacement wiring provides superior wire retention.
- Mates with HBLALU2000 Aluminum Raceway.
- Available in 3 ft. (0.9m), 5 ft. (1.5m) and 6 ft. (1.8m) lengths.



Raceway	Catalog Numbers	Length	Color
<p><b>Base</b> Satin anodized finish. Packed 60 ft. (18.3m) per carton, 5 ft. (1.5m) lengths.</p>   <p>Assembled cover and base dimensions. W: 1.84" (46.74) H: .91" (23.11)</p>	<p><b>HBLALU2000B5</b> A: .82" (21.00) B: 1.84" (46.74)</p>	5 ft.	Anodized Aluminum
<p><b>Base</b> Satin anodized finish. Packed 60 ft. (18.3m) per carton, 10 ft. (3m) lengths.</p>  	<p><b>HBLALU2000B10</b> A: .82" (21.00) B: 1.84" (46.74)</p>	10 ft.	Anodized Aluminum
<p><b>Cover</b> Satin anodized finish. Packed 60 ft. (18.3m) per carton, 5 ft. (1.5m) lengths.</p>  	<p><b>HBLALU2000C5</b> A: 1.84" (46.74)</p>	5 ft.	Anodized Aluminum
<p><b>Wire Clip</b> For holding conductors in place.</p>  	<p><b>HBLALU2000WC</b> A: .44" (11.20)</p>		Anodized Aluminum
<p><b>Coupling (Pair)</b> For joining lengths of HBLALU2000 Raceway.</p>  	<p><b>HBLALU2001</b> A: 1.67" (42.42) B: 1.67" (42.42)</p>		Aluminum
<p><b>Supporting Clip</b> For mounting lengths of HBLALU2000 Raceway at any point. Mount with #6 flat head fastener. Has set screw for locking to raceway. Raceway must be screwed to the wall for secure fastening.</p>  	<p><b>HBLALU2003</b> A: 2.00" (50.80)</p>		Stainless Steel
<p><b>Cover Clip</b> Use to cover potential openings where two pieces of HBLALU2000 Raceway cover come together.</p>  	<p><b>HBLALU2006</b> A: 1.00" (25.40)</p>		Stainless Steel



Boxes	Catalog Numbers	Color
<p><b>1-Gang Device Box, Standard</b> For standard switches and receptacles. Box base has a concentric 1/2 in. and 3/4 in. trade size KOs and a rectangular KO for extension to wall box.</p>	<p><b>HBLALU2047</b> A: 4.54" (115.32) B: 2.82" (71.63) C: 1.38" (35.05)</p>	<p>Anodized Aluminum</p>
<p><b>1-Gang Device Box, Deep</b> For deep switches and receptacles. Box base has a concentric 1/2 in. and 3/4 in. trade size KOs and a rectangular KO for extension to wall box.</p>	<p><b>HBLALU2044</b> A: 4.54" (115.32) B: 2.82" (71.63) C: 2.25" (57.15)</p>	<p>Anodized Aluminum</p>
<p><b>2-Gang Device Box, Standard</b> For standard switches and receptacles. Box base has one 1/2 in. trade size KO and rectangular KO for extension to wall box.</p>	<p><b>HBLALU20472</b> A: 4.54" (115.32) B: 4.64" (117.86) C: 1.38" (35.05)</p>	<p>Anodized Aluminum</p>
<p><b>2-Gang Device Box, Deep</b> For deep switches and receptacles. Base has one 1/2 in. trade size KO and rectangular KO for extension to wall box.</p>	<p><b>HBLALU20442</b> A: 4.54" (115.32) B: 4.64" (117.86) C: 2.75" (69.85)</p>	<p>Anodized Aluminum</p>
<p><b>Fixture Box with Solid Base</b> To hang fixtures. Cover takes any device with mounting screw centers of 2.75 in. (69.85), 3.5 in. (89.00) and 4.06 in. (103.00).</p>	<p><b>HBLALU2038</b> A: 1.38" (35.05) B: 4.93" (125.22)</p>	<p>Anodized Aluminum</p>
Fittings	Catalog Numbers	Color
<p><b>Internal Elbow</b> For making a 90° internal turn in a raceway run.</p>	<p><b>HBLALU2017*</b> A: 3.00" (76.20) B: 3.00" (76.20)</p>	<p>Anodized Aluminum</p>
<p><b>External Elbow</b> For making a 90° external turn in a raceway run.</p>	<p><b>HBLALU2018*</b> A: 2.91" (74.04) B: 2.91" (74.04)</p>	<p>Anodized Aluminum</p>
<p><b>Flat Elbow</b> For making a 90° flat turn in a raceway run.</p>	<p><b>HBLALU2011*</b> A: 3.00" (76.20) B: 3.00" (76.20)</p>	<p>Anodized Aluminum</p>
<p><b>Tee Fitting</b> For branch connections of right angles.</p>	<p><b>HBLALU2015*</b> A: 4.00" (101.60) B: 3.40" (86.36)</p>	<p>Anodized Aluminum</p>

Note: \* HBLALU2001 couplings included.

Fittings	Catalog Numbers	Color
<b>Blank End Fitting</b> For closing end of raceway.	<b>HBLALU2010B</b> A: 1.84" (46.74) B: .91" (23.11)	Anodized Aluminum
<b>Entrance End Fitting</b> ½ in. N.P.T.	<b>HBLALU2010A</b> A: 1.84" (47.74) B: .91" (23.11) C: 1.51" (38.35)	Anodized Aluminum Plate Steel Fitting
<b>In-Line Switch Fitting</b> (Switch sold separately).	<b>HBLALU2040A</b> A: 4.12" (104.65) B: 1.84" (46.74)	Anodized Aluminum
<b>In-Line Receptacle Fitting</b> Use this fitting with single receptacle below.	<b>HBLALU2043*</b> A: 1.84" (46.74) B: 6.00" (152.40)	Anodized Aluminum
<b>Single Receptacle - 15A</b> <b>Single Receptacle - 15A, Isolated Ground</b> <b>Single Receptacle - 20A</b> <b>Single Receptacle - 20A, Isolated Ground</b> #12 AWG THHN stranded copper wires with 21 in. leads on each end.	<b>PT1RCGY</b> <b>PT1RCIG</b> <b>PT1RGY</b> <b>PT1RIG</b> A: 2.00" (50.7) B: 1.20" (30.4) C: .87" (22.2)	Gray Orange Gray Orange
<b>Ground Adapter (Plated)</b> For connection of equipment grounding conductor to provide an additional ground to raceway. Screws included.	<b>HBLALU2009</b> A: 2.35" (59.8) B: 1.18" (30.0)	Galvanized Steel
<b>Flush Plate Adaptor</b> For feeding HBL2000 Raceway from an existing wall outlet. Locknut included.	<b>HBLALU2051H</b> A: 4.50" (114.3) B: 4.50" (114.3)	Anodized Aluminum

Note: \* **HBLALU2001** couplings included.



## Aluminum PlugTrak® - 3 Ft. Base and Cover

Catalog Numbers	Amp	Circuits	# Single Receptacles	Receptacle Spacing (in.)
HBLALU20GB306	15	Single	6	6
HBLALU20IG306	15	IG/Single	6	6
HBLALU24GB306	20	Single	6	6
HBLALU24IG306	20	IG/Single	6	6

## Aluminum PlugTrak® - 5 Ft. Base and Cover

Catalog Numbers	Amp	Circuits	# Single Receptacles	Receptacle Spacing (in.)
HBLALU20GB506	15	Single	10	6
HBLALU20GB512	15	Single	5	12
HBLALU20IG506	15	IG/Single	10	6
HBLALU24GB506	20	Single	10	6
HBLALU24GB512	20	Single	5	12
HBLALU24IG506	20	IG/Single	10	6

## Aluminum PlugTrak® - 6 Ft. Base and Cover

Catalog Numbers	Amp	Circuits	# Single Receptacles	Receptacle Spacing (in.)
HBLALU20GB606	15	Single	12	6
HBLALU20GB612	15	Single	6	12
HBLALU20GB618	15	Single	4	18
HBLALU20GBA606	15	Two	12	6
HBLALU20GBA612	15	Two	6	12
HBLALU20GBA618	15	Two	4	18
HBLALU20IG606	15	IG/Single	12	6
HBLALU24GB606	20	Single	12	6
HBLALU24GB612	20	Single	6	12
HBLALU24GB618	20	Single	4	18
HBLALU24GBA606	20	Two	12	6
HBLALU24GBA612	20	Two	6	12
HBLALU24GBA618	20	Two	4	18
HBLALU24IG606	20	IG/Single	12	6

Note: Hubbell Aluminum PlugTrak is supplied with two **HBLALU2010B** Blank End Fittings and one **HBLALU2001**.

## Boxes and Fittings

Description	Catalog Numbers
Cover Clip	<b>HBLALU2006</b>
Supporting Clip	<b>HBLALU2003</b>
Coupling	<b>HBLALU2001</b>
Blank End Fitting	<b>HBLALU2010B</b>
External Elbow	<b>HBLALU2018</b>
Flat Elbow	<b>HBLALU2011</b>
Tee	<b>HBLALU2015</b>
Entrance End Fitting	<b>HBLALU2010A</b>
In-Line Switch Fitting	<b>HBLALU2040A</b>
Standard 1-Gang Device Box	<b>HBLALU2047</b>
Deep 1-Gang Device Box	<b>HBLALU2044</b>
Standard 2-Gang Device Box	<b>HBLALU20472</b>
Deep 2-Gang Device Box	<b>HBLALU20442</b>
Round Box	<b>HBLALU2038</b>

Note: For detailed descriptions, photos and dimensions see pages 52 to 54.

# HBLALU3800 and HBLALU4800 Series

## Features and Benefits



### Single and Two Channel

- Single and two channel aluminum raceways.
- Satin anodized finish.
- Resists oxidation, corrosion and fading.
- Can be installed as recessed or surface mounted.
- UL Listed and CSA Certified.



### Wide Selection of Fittings

- External, internal, flat and tee fittings available to accommodate all types of applications.
- Available in both single and two channel versions.



# HBLALU3800 and HBLALU4800 Series

## Features and Benefits

### Split Covers




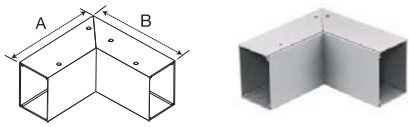
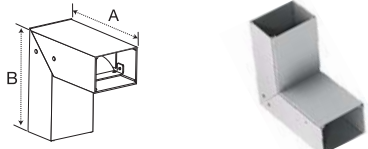
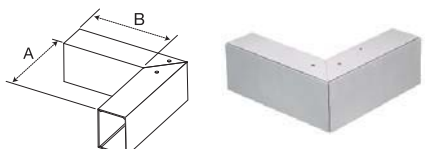


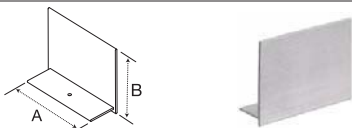
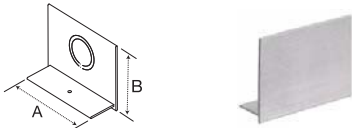

- Single and two channel raceway utilize common cover.
- Split covers allow access to one service at a time.
- Common aesthetics throughout line.



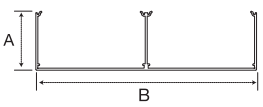

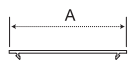



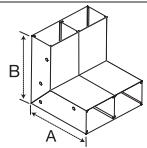

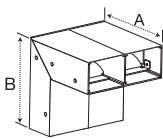

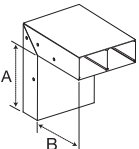

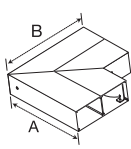

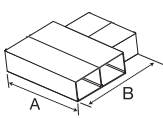

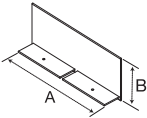

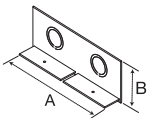

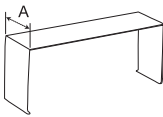

### Base Mounted Cover Plates

- Cover plates can be used for both HBLALU3800 and HBLALU4800 Raceways.
- Cover plates offer option for most common power device applications.
- Low profile bezel cover accommodates Hubbell iSTATION™ Modules.
- Open System data option available.
- Back mounted cover plates available for added strength.


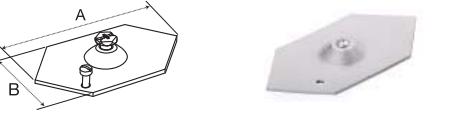

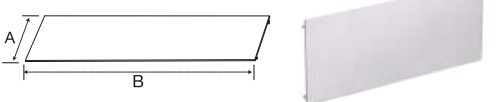
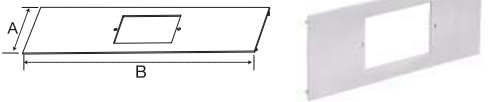
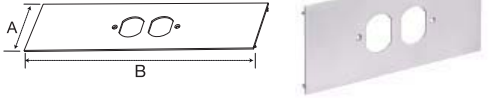
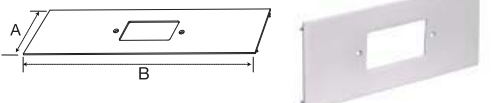


Raceway		Catalog Numbers	Length	Color
<p><b>Single Channel Base</b> Satin anodized finish. Packed 40 ft. (12.19m) per carton, 10 ft. (3m) lengths. Assembled cover and base dimensions. W: 3.00" (76.20) H: 2.25" (57.15)</p> 		<b>HBLALU3800B10</b> A: 2.10" (53.34) B: 3.00" (76.20)	10 ft.	Anodized Aluminum
<p><b>Cover</b> Satin anodized finish. Packed 40 ft. (12.19m) per carton, 5 ft. (1.5m) lengths.</p> 		<b>HBLALUC5</b> A: 3.00" (76.20)	5 ft.	Anodized Aluminum
Fittings		Catalog Numbers		Color
<p><b>Wire Clip</b> For holding conductors in place. Can be used for either HBLALU3800 or HBLALU4800 Raceway.</p> 		<b>HBLALUWC</b> A: 1.00" (25.40)		Anodized Aluminum
<p><b>Internal Elbow</b> For making a 90° internal turn in a raceway run.</p> 		<b>HBLALU3817*</b> A: 6.00" (152.40) B: 6.00" (152.40)		Anodized Aluminum
<p><b>Inverted Internal Elbow</b> For connecting a vertical run of HBLALU3800 with a horizontal run with its cover facing up.</p> 		<b>HBLALU3817N*</b> A: 6.00" (152.40) B: 5.98" (151.89)		Anodized Aluminum
<p><b>External Elbow</b> For making a 90° external turn in a raceway run.</p> 		<b>HBLALU3818*</b> A: 6.00" (152.40) B: 6.00" (152.40)		Anodized Aluminum
<p><b>Flat Elbow</b> For making a 90° flat turn in a raceway run.</p> 		<b>HBLALU3811*</b> A: 6.00" (152.40) B: 6.00" (152.40)		Anodized Aluminum
<p><b>Tee</b> For branch connections of two runs of HBLALU3800 Raceway.</p> 		<b>HBLALU3815*</b> A: 6.00" (152.40) B: 6.00" (152.40)		Anodized Aluminum
<p><b>Blank End Fitting</b> For closing end of raceway.</p> 		<b>HBLALU3810B</b> A: 3.00" (76.20) B: 2.31" (58.74)		Anodized Aluminum
<p><b>Entrance End Fitting</b> For feeding raceway, has concentric 1/2 in. and 3/4 in. trade size KOs.</p> 		<b>HBLALU3810B1</b> A: 3.00" (76.20) B: 2.31" (58.74)		Anodized Aluminum
<p><b>Cover Clip</b> To cover seam where lengths of HBLALU3800 Raceway come together.</p> 		<b>HBLALU3806</b> A: 1.38" (34.92)		Stainless Steel

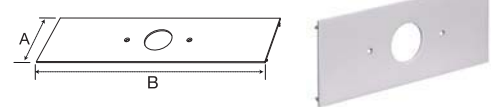
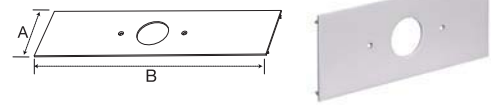
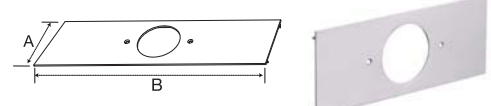
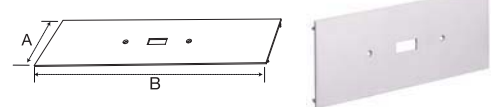
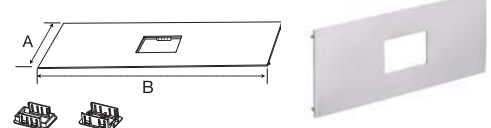
Note: \* **HBLALU01** couplings included.

Raceway		Catalog Numbers	Length	Color
<p><b>Two Channel Base</b> Satin anodized finish. Packed 40 ft. (12.19m) per carton, 10 ft. (3m) lengths. Assembled cover and base dimensions. W: 6.00" (152.40) H: 2.25" (57.15)</p>  	<p><b>HBLALU4800B10</b> A: 2.10" (53.34) B: 6.00" (152.40)</p>	10 ft.	Anodized Aluminum	
<p><b>Cover</b> Satin anodized finish. Packed 40 ft. (12.19m) per carton, 5 ft. (1.5m) lengths.</p>  	<p><b>HBLALUC5</b> A: 3.00" (76.20)</p>	5 ft.	Anodized Aluminum	
Fittings		Catalog Numbers		Color
<p><b>Wire Clip</b> Used for holding conductors in place on raceway. Can be used for either HBLALU3800 or HBLALU4800 Raceway.</p>  	<p><b>HBLALUWC</b> A: 1.00" (25.40)</p>		Anodized Aluminum	
<p><b>Internal Elbow (Two Channel)</b> For making a 90° internal turn in a raceway run.</p>  	<p><b>HBLALU4817*</b> A: 6.00" (152.40) B: 6.00" (152.40)</p>		Anodized Aluminum	
<p><b>Inverted Internal Elbow (Two Channel)</b> For connecting a vertical run of HBLALU4800 with a horizontal run with its cover facing up.</p>  	<p><b>HBLALU4817N*</b> A: 6.00" (152.40) B: 5.98" (151.89)</p>		Anodized Aluminum	
<p><b>External Elbow (Two Channel)</b> For making a 90° external turn in a raceway run.</p>  	<p><b>HBLALU4818*</b> A: 6.00" (152.40) B: 6.00" (152.40)</p>		Anodized Aluminum	
<p><b>Flat Elbow (Two Channel)</b> For making a 90° flat turn in a raceway run.</p>  	<p><b>HBLALU4811*</b> A: 9.00" (228.60) B: 9.00" (228.60)</p>		Anodized Aluminum	
<p><b>Tee (Two Channel)</b> For branch connections of two runs of HBLALU4800 Raceway.</p>  	<p><b>HBLALU4815*</b> A: 9.00" (228.60) B: 9.00" (228.60)</p>		Anodized Aluminum	
<p><b>Blank End Fitting (Two Channel)</b> For closing end of raceway.</p>  	<p><b>HBLALU4810B</b> A: 6.00" (152.40) B: 2.31" (58.74)</p>		Anodized Aluminum	
<p><b>Entrance End Fitting (Two Channel)</b> For feeding raceway, has two concentric ½ in. and ¾ in. trade size KOs.</p>  	<p><b>HBLALU4810B2</b> A: 6.00" (152.40) B: 2.31" (58.74)</p>		Anodized Aluminum	
<p><b>Cover Clip</b> To cover seam where lengths of HBLALU4800 Raceway come together.</p>  	<p><b>HBLALU4806</b> A: 1.38" (34.92)</p>		Stainless Steel	

Note: \* **HBLALU01** couplings included.

Fittings for HBLALU3800 and HBLALU4800 Aluminum Raceway	Catalog Numbers	Color
<p><b>Couplings (Pair)</b> To join lengths of HBLALU3800 or HBLALU4800 base.</p> 	<p><b>HBLALU01</b> A: 2.85" (72.39) B: 4.00" (101.80)</p>	<p>Aluminum</p>
<p><b>Grounding Adapter</b> For connection of equipment grounding. #10-32 Locking screws included.</p> 	<p><b>HBLALU09</b> A: 2.35" (59.8) B: 1.18" (30.0)</p>	<p>Galvanized Steel</p>
<p><b>Internal Corner Coupling</b> For butting two raceway sections to form an internal 90° turn in a raceway run.</p> 	<p><b>HBLALU17A</b> A: 4.00" (101.80) B: 2.00" (50.83)</p>	<p>Anodized Aluminum</p>
<p><b>Blank Cover</b> To cover 12 in. (305.00) section of raceway.</p> 	<p><b>HBLALUBL</b> A: 3.00" (76.20) B: 12.00" (304.80)</p>	<p>Anodized Aluminum</p>
<p><b>Hubbell iSTATION™ Cover</b> For mounting Hubbell iSTATION™ Modules. For the <b>HBLALUPB</b> use the <b>KPIMBZGY</b> on page 68 with modules from page 69. For the <b>HBLALULPBA</b> use the <b>IMF1GY</b> on page 69 or any <b>IFPxxGY</b> plates on page 68.</p> 	<p><b>HBLALUPB</b> A: 3.00" (76.20) B: 12.00" (304.80)</p> <p><b>HBLALULPBA</b> A: 3.00" (76.20) B: 12.00" (304.80)</p>	<p>Anodized Aluminum</p> <p>Anodized Aluminum</p>
<p><b>Duplex Receptacle Cover</b> For duplex receptacles and duplex communication plates.</p> 	<p><b>HBLALUDR</b> A: 3.00" (76.20) B: 12.00" (304.80)</p> <p><b>HBLALU34DRBM</b> (Base Mounted Device) A: 3.00" (76.20) B: 12.00" (304.80)</p>	<p>Anodized Aluminum</p> <p>Anodized Aluminum</p>
<p><b>Rectangular Style Line® Cover</b> For Style Line rectangular duplex receptacle, GFCI, surge device or rectangular communication device.</p> 	<p><b>HBLALUG</b> A: 3.00" (76.20) B: 12.00" (304.80)</p> <p><b>HBLALU34GBM</b> (Base Mounted Device) A: 3.00" (76.20) B: 12.00" (304.80)</p>	<p>Anodized Aluminum</p> <p>Anodized Aluminum</p>



Fittings for HBLALU3800 and HBLALU4800 Aluminum Raceway	Catalog Numbers	Color
<p><b>Single Receptacle Cover</b> For single receptacle with face diameters of 1.38 in. to 1.39 in. (35.05 to 35.31).</p> 	<p><b>HBLALUE</b> A: 3.00" (76.20) B: 12.00" (304.80)</p> <p><b>HBLALU34EBM</b> (Base Mounted Device) A: 3.00" (76.20) B: 12.00" (304.80)</p>	<p>Anodized Aluminum</p> <p>Anodized Aluminum</p>
<p><b>Single Receptacle Cover</b> For single receptacle with face diameters of 1.56 in. to 1.59 in. (39.62 to 40.39).</p> 	<p><b>HBLALUF</b> A: 3.00" (76.20) B: 12.00" (304.80)</p> <p><b>HBLALU34FBM</b> (Base Mounted Device) A: 3.00" (76.20) B: 12.00" (304.80)</p>	<p>Anodized Aluminum</p> <p>Anodized Aluminum</p>
<p><b>Single Receptacle Cover</b> For single receptacle with face diameter of 2.13 in. (54.10).</p> 	<p><b>HBLALUJ</b> A: 3.00" (76.20) B: 12.00" (304.80)</p> <p><b>HBLALU34JBM</b> (Base Mounted Device) A: 3.00" (76.20) B: 12.00" (304.80)</p>	<p>Anodized Aluminum</p> <p>Anodized Aluminum</p>
<p><b>Toggle Switch Cover</b> For single pole, two pole, three way or four way switches.</p> 	<p><b>HBLALUN</b> A: 3.00" (76.20) B: 12.00" (304.80)</p> <p><b>HBLALU34NBM</b> (Base Mounted Device) A: 3.00" (76.20) B: 12.00" (304.80)</p>	<p>Anodized Aluminum</p> <p>Anodized Aluminum</p>
<p><b>Ortronics® Cover Plate</b> For two Ortronics TracJack® or one Series II® datacom insert. Both bezels included.</p> 	<p><b>HBLALUABRT</b> A: 3.00" (76.20) B: 12.00" (304.80)</p>	<p>Anodized Aluminum</p>

**Base Mount Cover Design**  
No exposed screw holes.  
Receptacle is securely mounted to the raceway base rather than the cover.



Ortronics®, Series II® and TracJack® are registered trademarks of The Ortronics Company.

# HBLALU5000 and HBLALU7620 Series

## Features and Benefits



### Two and Three Channel

- Two and three channel aluminum raceways.
- Satin anodized finish.
- Resists oxidation, corrosion and fading.
- Can be installed as recessed or surface mounted.
- UL Listed and CSA Certified.



### Wide Selection of Fittings

- External, internal, flat and tee fittings available to accommodate all types of applications.
- Available in both two and three channel versions.

# HBLALU5000 and HBLALU7620 Series

## Features and Benefits

### Covers



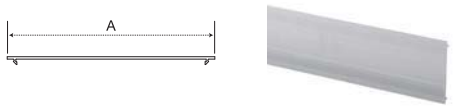
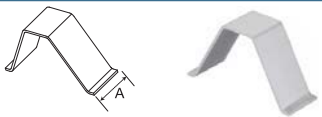
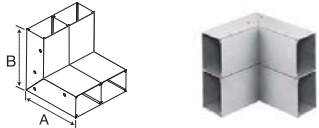
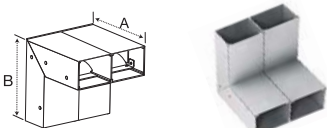
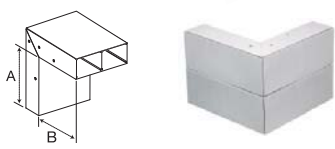

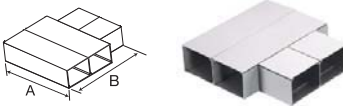
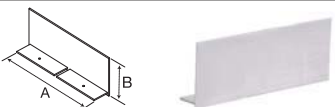
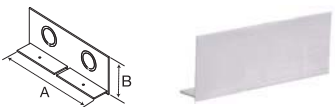
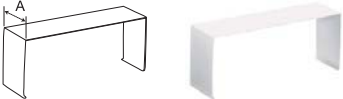
- Two and three channel raceway utilize common covers.
- Available in single and dual channel cover designs.
- Single covers allow access to one service at a time.
- Dual channel cover fits over two channels for a seamless look.
- Common aesthetics throughout line.



### Compatible Cover Plates

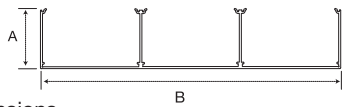



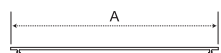



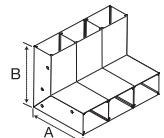

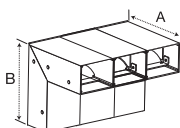

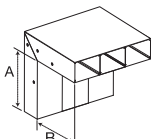

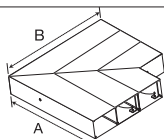

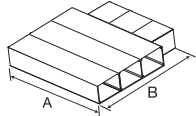

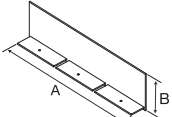

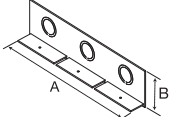

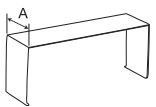

- Cover plates can be used for both HBLALU5000 and HBLALU7620 Raceways.
- Cover plates offer option for most common power device applications.
- Low profile bezel cover accommodates Hubbell iSTATION™ Modules.
- Open System data option available.
- Base mounted cover plates available for added strength.



Raceway		Catalog Numbers	Length	Color
<p><b>Two Channel Base</b> Satin anodized finish. Packed 40 ft. (12.19m) per carton, 10 ft. (3m) lengths. Assembled cover and base dimensions. W: 5.08" (129.03) H: 1.75" (44.45)</p>		<p><b>HBLALU5000B10</b> A: 1.66" (42.16) B: 5.08" (129.03)</p>	10 ft.	Anodized Aluminum
<p><b>Cover - Single Channel</b> Satin anodized finish. Packed 40 ft. (12.19m) per carton, 5 ft. (1.5m) lengths.</p>		<p><b>HBLALUC57</b> A: 2.54" (64.52)</p>	5 ft.	Anodized Aluminum
<p><b>Cover - Two Channel</b> Satin anodized finish. Packed 40 ft. (12.19m) per carton, 5 ft. (1.5m) lengths.</p>		<p><b>HBLALU2C57</b> A: 5.08" (129.03)</p>	5 ft.	Anodized Aluminum
Fittings		Catalog Numbers		Color
<p><b>Wire Clip</b> For holding conductors in place. Can be used for either HBLALU5000 or HBLALU7620 Raceway.</p>		<p><b>HBLALU57WC</b> A: 1.00" (25.40)</p>		Anodized Aluminum
<p><b>Internal Elbow</b> For making a 90° internal turn in a raceway run.</p>		<p><b>HBLALU5017*</b> A: 6.00" (152.40) B: 6.00" (152.40)</p>		Anodized Aluminum
<p><b>Inverted Internal Elbow</b> For connecting a vertical run of HBLALU5000 with a horizontal run with its cover facing up.</p>		<p><b>HBLALU5017N*</b> A: 5.91" (150.20) B: 5.98" (151.89)</p>		Anodized Aluminum
<p><b>External Elbow</b> For making a 90° external turn in a raceway run.</p>		<p><b>HBLALU5018*</b> A: 6.00" (152.40) B: 6.00" (152.40)</p>		Anodized Aluminum
<p><b>Flat Elbow</b> For making a 90° flat turn in a raceway run.</p>		<p><b>HBLALU5011*</b> A: 9.00" (228.60) B: 9.00" (228.60)</p>		Anodized Aluminum
<p><b>Tee</b> For branch connections of two runs of HBLALU5000 Raceway.</p>		<p><b>HBLALU5015*</b> A: 9.00" (228.60) B: 8.08" (205.30)</p>		Anodized Aluminum
<p><b>Blank End Fitting</b> For closing end of raceway.</p>		<p><b>HBLALU5010B</b> A: 5.08" (129.10) B: 1.75" (44.40)</p>		Anodized Aluminum
<p><b>Entrance End Fitting</b> For feeding raceway, has concentric 1/2 in. and 3/4 in. trade size KOs.</p>		<p><b>HBLALU5010B2</b> A: 5.08" (129.10) B: 1.75" (44.40)</p>		Anodized Aluminum
<p><b>Cover Clip</b> To cover seam where lengths of HBLALU5000 Raceway come together.</p>		<p><b>HBLALU5006</b> A: 1.38" (34.92)</p>		Stainless Steel

Note: \* HBLALU5701 couplings included.



Raceway		Catalog Numbers	Length	Color
<p><b>Three Channel Base</b> Satin anodized finish. Packed 40 ft. (12.19m) per carton, 10 ft. (3m) lengths. Assembled cover and base dimensions. W: 7.62" (193.55) H: 2.25" (57.15)</p>  	<b>HBLALU7620B10</b> A: 2.16" (54.86) B: 7.62" (193.55)	10 ft.	Anodized Aluminum	
<p><b>Cover - Single Channel</b> Satin anodized finish. Packed 40 ft. (12.19m) per carton, 5 ft. (1.5m) lengths.</p>  	<b>HBLALUC57</b> A: 2.54" (64.52)	5 ft.	Anodized Aluminum	
<p><b>Cover - Two Channel</b> Satin anodized finish. Packed 40 ft. (12.19m) per carton, 5 ft. (1.5m) lengths.</p>  	<b>HBLALU2C57</b> A: 5.08" (129.03)	5 ft.	Anodized Aluminum	
Fittings		Catalog Numbers		Color
<p><b>Wire Clip</b> For holding conductors in place. Can be used for either HBLALU5000 or HBLALU7620 Raceway.</p>  	<b>HBLALU57WC</b> A: 1.00" (25.40)		Anodized Aluminum	
<p><b>Internal Elbow</b> For making a 90° internal turn in a raceway run.</p>  	<b>HBLALU7617*</b> A: 6.50" (165.10) B: 6.50" (165.10)		Anodized Aluminum	
<p><b>Inverted Internal Elbow</b> For connecting a vertical run of HBLALU7620 with a horizontal run with its cover facing up.</p>  	<b>HBLALU7617N*</b> A: 6.50" (165.10) B: 5.98" (151.89)		Anodized Aluminum	
<p><b>External Elbow</b> For making a 90° external turn in a raceway run.</p>  	<b>HBLALU7618*</b> A: 5.50" (139.70) B: 5.50" (139.70)		Anodized Aluminum	
<p><b>Flat Elbow</b> For making a 90° flat turn in a raceway run.</p>  	<b>HBLALU7611*</b> A: 11.54" (293.10) B: 11.54" (293.10)		Anodized Aluminum	
<p><b>Tee</b> For branch connections of two runs of HBLALU7620 Raceway.</p>  	<b>HBLALU7615*</b> A: 9.00" (228.60) B: 10.62" (269.80)		Anodized Aluminum	
<p><b>Blank End Fitting</b> For closing end of raceway.</p>  	<b>HBLALU7610B</b> A: 7.62" (193.50) B: 2.31" (58.70)		Anodized Aluminum	
<p><b>Entrance End Fitting</b> For feeding raceway, has concentric ½ in. and ¾ in. trade size KOs.</p>  	<b>HBLALU7610B2</b> A: 7.62" (193.50) B: 2.31" (58.70)		Anodized Aluminum	
<p><b>Cover Clip</b> To cover seam where lengths of HBLALU7620 Raceway come together.</p>  	<b>HBLALU7606</b> A: 1.38" (34.92)		Stainless Steel	

Note: \* **HBLALU5701** couplings included.

# HBLALU5000 and HBLALU7620 Series



Fittings for HBLALU5000 and HBLALU7620 Aluminum Raceway		Catalog Numbers	Color
<b>Couplings (Pair)</b> To join lengths of cover or base.		<b>HBLALU5701</b> A: 2.38" (60.30) B: 4.00" (101.80)	Anodized Aluminum
<b>Grounding Adapter</b> For connection of equipment grounding. #10-32 Locking screws included.		<b>HBLALU5709</b> A: 3.37" (85.50) B: 2.00" (50.83)	Anodized Aluminum
<b>Internal Corner Coupling</b> For butting two raceway sections to form an internal 90° turn in a raceway run.		<b>HBLALU5717A</b> A: 3.50" (88.90) B: 2.38" (60.30)	Anodized Aluminum
<b>2-Gang Raised Device Box</b> KP device plates only, found on page 68.		<b>HBLALU57KP2G</b> A: 5.08" (129.10) B: 7.64" (193.90)	Gray PVC
<b>Blank Cover</b> To cover 12 in. (305.00) section of raceway.		<b>HBLALU57BL</b> A: 2.54" (64.50) B: 12.00" (304.80)	Anodized Aluminum
<b>Hubbell iSTATION™ Cover</b> For mounting Hubbell iSTATION™ Modules. <b>IMF1GY</b> or <b>IFPxxGY</b> frames and plates on pages 68 and 69.		<b>HBLALU57LPB</b> A: 2.54" (64.50) B: 12.00" (304.80)	Anodized Aluminum
<b>Duplex Receptacle Cover</b> For duplex receptacles and duplex communication plates. BM = Base Mount device.		<b>HBLALU57DR</b> <b>HBLALU57DRBM*</b> A: 2.54" (64.50) B: 12.00" (304.80)	Anodized Aluminum
<b>Single Receptacle Cover</b> For single receptacle with face diameters of 1.38 in. to 1.39 in. (35.05 to 35.31). BM = Base Mount device.		<b>HBLALU57E</b> <b>HBLALU57EBM*</b> A: 2.54" (64.50) B: 12.00" (304.80)	Anodized Aluminum
<b>Single Receptacle Cover</b> For single receptacle with face diameters of 1.56 in. to 1.59 in. (39.62 to 40.39). BM = Base Mount device.		<b>HBLALU57F</b> <b>HBLALU57FBM*</b> A: 2.54" (64.50) B: 12.00" (304.80)	Anodized Aluminum
<b>Rectangular Style Line® Cover</b> For Style Line rectangular duplex receptacle, GFCI, surge device or rectangular communication device. BM = Base Mount device.		<b>HBLALU57G</b> <b>HBLALU57GBM*</b> A: 2.54" (64.50) B: 12.00" (304.80)	Anodized Aluminum
<b>Toggle Switch Cover</b> For single pole, two pole, three way or four way switches. BM = Base Mount device.		<b>HBLALU57N</b> <b>HBLALU57NBM*</b> A: 2.54" (64.50) B: 12.00" (304.80)	Anodized Aluminum
<b>Ortronics® Cover Plate</b> For two Ortronics TracJack® or one Series II® datacom insert. Both bezels included.		<b>HBLALU57ABRT</b> A: 2.54" (64.50) B: 12.00" (304.80)	Anodized Aluminum

Note: \* See page 61 for Base Mount cover plate design details.

Ortronics®, Series II® and TracJack® are registered trademarks of The Ortronics Company.

Metal Raceway Wire Fill Capacities															
Series	Channel Area (sq. in.)	Power (THHN/T90 Nylon)			Voice		Data (Copper Cables)					Data (Multimode Fiber Optic Cables)			
		14 AWG	12 AWG	10 AWG	4-Pair	25-Pair	Type RG59U	Cat. 5e	Cat. 6	Cat. 6A	Cat. 6 STP	(2) or (4) Fiber Round Cable	Fiber Optic Jumpers	Fiber Optic Zip Cord	
		Wire O.D. (in.):	0.111	0.13	0.164	0.19	0.41	0.242	0.21	0.25	0.35	0.29	0.19	0.118	.12 X .24
Wire Area (sq. in.):	0.0097	0.0133	0.0211	0.0283	0.1320	0.0460	0.0346	0.0491	0.0962	0.0660	0.0283	0.0109	0.0288		
Wire Fill Capacity	40%	40%	40%	40%	40%	40%	40%	40%	40%	40%	40%	40%	40%	40%	
HBL500	0.22	7	5	3	3	1	2	3	2	1	1	3	8	3	
HBL750	0.40	12	9	5	6	1	3	5	3	2	2	6	15	6	
HBL2000	0.89	7	7	0	13	3	8	10	7	4	5	13	33	12	
HBL2000A	0.86	35	26	16	11	2	7	9	7	4	5	13	33	12	
HBL2400	1.39	57	41	26	19	4	12	16	11	5	8	19	51	19	
HBL2400D	Channel- A	0.86	26	19	11	12	2	7	9	7	3	5	12	31	11
	Channel- B	0.37	11	9	6	5	1	3	4	3	1	2	5	13	5
HBL3000		3.70	152	111	70	52	11	32	43	30	15	22	52	136	51
HBL4750	No Barriers	7.20	296	216	136	102	22	63	83	59	30	44	102	264	100
	Barrier Centered Ch. A	3.10	127	93	58	44	9	27	36	25	13	19	44	114	43
	Barrier Centered Ch. B	3.30	127	93	58	47	10	29	38	27	14	20	47	121	46
	Barrier Offset Ch. A	2.10	86	63	39	30	6	18	24	17	9	13	30	77	29
	Barrier Offset Ch. B	4.30	176	129	81	61	13	37	50	35	18	26	61	158	60
HBL6750	No Barriers	13.77	566	412	259	195	42	120	159	112	57	83	195	505	191
	Barrier Offset 1/3 Ch. A	4.59	189	138	86	65	14	40	53	37	19	28	65	168	64
	Barrier Offset 2/3 Ch. B	9.18	379	278	173	130	28	80	106	75	38	56	130	337	128
HBLALU2000		1.20	49	36	22	16	3	10	13	9	4	7	16	44	16
HBLALU3800		5.80	214	156	98	82	18	50	67	47	24	35	82	213	81
HBLALU4800	Center Barrier/ Both Channels	11.60	428	312	196	164	35	101	134	95	48	70	164	426	161
	Center Barrier/ 1 Channel	5.80	214	156	98	82	18	50	67	47	24	35	82	213	81
HBLALU5000	Center Barrier/ Both Channels	7.60	312	228	142	106	22	64	86	60	30	46	106	278	104
	Center Barrier/ 1 Channel	3.80	156	114	71	53	11	32	43	30	15	23	53	139	52
HBLALU7620	2 Barriers with 3 Equal Channels/Total	15.00	618	450	282	210	45	129	171	120	60	90	210	549	207
	2 Barriers with 3 Equal Channels/ 1 Channel	5.00	206	150	94	70	15	43	57	40	20	30	70	183	69

Note: Pathway (Raceway) fill shall be 40% maximum.  
Raceway fittings and outlets/receptacles reduce the cross section of the raceway system, thus reducing overall cable fill capacity.

### Physical Properties

Material Steel  
Anodized Aluminum

### Metal PlugTrak Specifications

Receptacle Rating NEMA 5-15R and NEMA 5-20R  
Wire #12 AWG Stranded Copper  
Receptacle Face Thermoplastic

### Codes/Standards

TIA/EIA 569B  
UL Standard UL 5  
Listings E253976 /E253830 /E253833  
CSA Standard C22.2 no. 62  
Certification LR87514

# Plates and Outlets

## Device Bracket for HBL4750 and HBL6750 Series Metal Raceway

Ivory metal raceway matches almond devices and plates.

### 1. Choose Device Mounting Bracket

Color  
Ivory  
Gray

#### HBL4750 Series



#### HBL6750 Series



### 2. Choose 1-Gang Flush "KP" Plates

Color  
Almond  
Gray



**KP8AL  
KP8GY**  
Duplex



**KP26AL  
KP26GY**  
Style Line®



**KP7AL  
KP7GY**  
Receptacle  
(1.41 ID)



**KP720AL  
KP720GY**  
Receptacle  
(1.60 ID)



**KP1AL  
KP1GY**  
Toggle



**KPIMBZAL  
KPIMBZGY**  
Module Bezel (Accepts all  
iSTATION™ Modules located  
on pages 166 and 167).

Color  
Almond  
Gray



**KP212AL  
KP212GY**  
Coax (2)



**KP2163AL  
KP2163GY**  
Keystone  
Jacks (3)



**KP14AL  
KP14GY**  
Blank



**KP2162AL  
KP2162GY**  
Keystone  
Jacks (2)



**KP2140AL  
KP2140GY**  
Jack/Coax



**KPPANAL  
KPPANGY**  
Panduit  
Mini-Com®  
Data Module



**KPORTAL  
KPORTGY**  
Ortronics  
Series II®  
Data Module

## Communication Outlet Plates and Frames

Ivory metal raceway matches almond devices and plates. For HBL3000 series raceway applications, catalog number **HBL3051LEIV/GY** must be used with plates and devices.

Color  
Almond  
Gray



**IFP126AL  
IFP126GY**  
Style Line®



**ISF2AL  
ISF2GY**  
Style Line®  
2-Port



**ISF3AL  
ISF3GY**  
Style Line®  
3-Port



**ISF4AL  
ISF4GY**  
Style Line®  
4-Port



**ISF6AL  
ISF6GY**  
Style Line®  
6-Port

Color  
Almond  
Gray



**IFP18AL  
IFP18GY**  
Duplex



**BR106AL  
BR106G**  
Duplex  
2-Port



**Q106AL  
Q106G**  
Duplex  
4-Port



**IFP12AL  
IFP12GY**  
Flush  
2-Port



**IFP13AL  
IFP13GY**  
Flush  
3-Port



**IFP14AL  
IFP14GY**  
Flush  
4-Port



**IFP16AL  
IFP16GY**  
Flush  
6-Port

## Painted Steel Plates

Description	Color	1-Gang	2-Gang	3-Gang	4-Gang	5-Gang	6-Gang
Switch	Almond	SP1AL	SP2AL	SP3AL	SP4AL	SP5AL	SP6AL
	Gray	SP1G	SP2G	—	—	—	—
Duplex	Almond	SP8AL	SP82AL	SP83AL	—	—	—
	Gray	SP8G	SP82G	—	—	—	—
Style Line®	Almond	PHPS1AL	PHPS2AL	PHPS3AL	PHPS4AL	PHPS5AL	PHPS6AL
	Gray	PHPS1G	PHPS2G	—	—	—	—

Description	Color	Combination
Single receptacle (1.41" ID)	Almond	SP7AL SP18AL SP18G SP28AL SP28G PJS126AL PJS126G — PJS226G
	Gray	SP7G SP18G SP28G PJS126G — PJS226G

Description	Color	1-Gang	2-Gang	3-Gang	1-Gang	2-Gang	3-Gang
Blank	Almond	Box Mount SP14BAL SP14BG	SP24BAL SP24BG	SP34BAL —	Strap Mount SP14AL SP14G	SP24AL SP24G	SP34AL —
	Gray	SP14G	SP24G	—	SP14G	SP24G	—

Panduit® and Mini-Com® are registered trademarks of Panduit Corp.  
Ortronics® and Series II® are registered trademarks of Ortronics/Legrand.



## iSTATION™ Frame Modules

Front loading plate will accept any modules in three unit combinations. Angled fixtures to be used in bottom opening only. Use **KPIMBZAL/GY** plate with modules for HBL4750 and HBL6750 Series device mounting bracket located on page 68. See pages 166 and 167 for complete iSTATION™ Module offering. Ivory metal raceway matches almond devices and plates.

### 1. Choose Plate Frame

Color  
Almond  
Gray

**IMF1AL**  
**IMF1GY**



**IMF2AL**  
**IMF2GY**



### 2. Choose Modules

Select modules in three unit combinations.  
Blank Module .5 Unit    Blank Module 1 Unit    Blank Module 1.5 Unit

Color  
Almond  
Gray

**IMB05AL**  
**IMB05GY**



**IMB1AL**  
**IMB1GY**



**IMB15AL**  
**IMB15GY**



Keystone Flat 1 Unit

**IM1K1AL**  
**IM1K1GY**



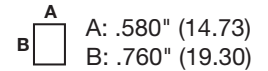
Keystone Flat 1 Unit

**IM2K1AL**  
**IM2K1GY**



### Keystone Opening

Hole size for mounting all Hubbell Jacks.



Keystone Angled 1.5 Unit

Color  
Almond  
Gray

**IM1KA15AL**  
**IM1KA15GY**



Keystone Angled 1.5 Unit

**IM2KA15AL**  
**IM2KA15GY**



SC 1 Duplex Angled 1.5 Unit

**IM1SCA15AL**  
**IM1SCA15GY**



SC 2 Duplex Angled 2 Unit

**IM2SCA2AL**  
**IM2SCA2GY**



Keystone Recessed 1.5 Unit

**IM1IA15AL**  
**IM1IA15GY**



Keystone Recessed 1.5 Unit

**IM2IA15AL**  
**IM2IA15GY**



## Snap Fit Connector Fittings

Snap Fit connectors to be used with any plate with a standard keystone opening. Not recommended for use with KP plates. For KP applications use **KPIMBZAL/GY** bezel and appropriate iSTATION™ Modules located on pages 166 and 167. Use appropriate iSTATION™ Modules for SC fiber adapters. See pages 164 and 165 for complete Snap Fit offering. Ivory metal raceway matches almond devices and plates.

	Blank (10 Pack)	F-Type Coupler Nickel	F-Type Coupler Gold	BNC Connector	S-Video 110	S-Video F/F Coupler	Speaker Post Connector	3.5mm Stereo Jacks
Color								
Almond	<b>SFBAL10</b>	<b>SFFALX</b>	<b>SFFGAL</b>	<b>SFBAL</b>	<b>SFSV110AL</b>	<b>SFSVAL</b>	<b>SFSPGBK*</b>	<b>SF35SJAL</b>
Gray	<b>SFBG10</b>	<b>SFFGX</b>	<b>SFFGGY</b>	<b>SFBGY</b>	<b>SFSV110GY</b>	<b>SFSVGY</b>	<b>SFSPGR**</b>	<b>SF35SJGY</b>
	RCA Gold Pass-through F/F Coupler Yellow Insulator	RCA Gold Pass-through F/F Coupler Red Insulator	RCA Gold Pass-through F/F Coupler White Insulator	RCA 110 Punchdown Yellow Insulator	RCA 110 Punchdown Red Insulator	RCA 110 Punchdown White Insulator		
Color								
Almond	<b>SFRCYFFAL</b>	<b>SFRCRFFAL</b>	<b>SFRCWFFAL</b>	<b>SFRC110Y</b>	<b>SFRC110R</b>	<b>SFRC110W</b>		
Gray	<b>SFRCYFFGY</b>	<b>SFRCRFFGY</b>	<b>SFRCWFFGY</b>	(Black housing only)	(Black housing only)	(Black housing only)		

Notes: \*Office White Housing with Black Ring Color. \*\*Office White Housing with Red Ring Color.

## Xcelerator Keystone Jacks

Ivory metal raceway matches almond devices and plates.

Cat. 5e, Almond  
T568A, T568B, RJ45  
**HXJ5EAL**



Cat. 6, Almond  
T568A, T568B, RJ45  
**HXJ6AL**



6 Position USOC,  
Almond, RJ25  
**HXJUAL**



### Jack Color Options (Replaces AL Suffix)

OW=Office White	GY=Gray	BK=Black	W=White	OR=Orange	R=Red	Y=Yellow	B=Blue	GN=Green	EI=Elec Ivory
-----------------	---------	----------	---------	-----------	-------	----------	--------	----------	---------------

# HBL500, HBL750 and HBL2000 Series

## Cross Reference

Hubbell Catalog Number	Wiremold®	Mono-Systems, Inc.™
<b>HBL500 Series</b>	<b>500 Series</b>	
HBL502B	502	SMS502
HBL605CUT	605	SMS605
HBL600B	600B	N/A
HBL605K	605K	N/A
HBL500TFIV	N/A	N/A
HBL50010IV	V500	SMS500
HBL5005IV	V500-5	N/A
HBL504IV	V504	SMS504
HBL506IV	V506	SMS506
HBL511IV	V511	SMS511
HBL512IV	V512	SMS512
HBL517IV	V517	SMS517
HBL518IV	V518	SMS518

Hubbell Catalog Number	Wiremold®	Mono-Systems, Inc.™
<b>HBL750 Series</b>	<b>700 Series</b>	
HBL607CUT	607	SMS607
HBL702B	702	SMS702
HBL607K	607K	N/A
HBL750TFIV	N/A	N/A
HBL75010IV	V700	SMS700
HBL7505IV	V700-5	N/A
HBL704IV	V704	SMS704
HBL706IV	V706	SMS706
HBL711IV	V711	SMS711
HBL712IV	V712	SMS712
HBL717IV	V717	SMS717
HBL718IV	V718	SMS718

Hubbell Catalog Number	Wiremold®	Mono-Systems, Inc.™
<b>HBL500/HBL750 Series</b>	<b>500/700 Series</b>	
HBL5701C	5701	SMS5701
HBL5709	5709	SMS5709
HBL5780	5780	SMS5780
HBL5781	5781	SMS5781
HBL5782C	5782	SMS5782
HBL5791	5791	N/A
HBL5709GC	5709GC	N/A
HBL5781A	5781A	SMS5781A
HBL5782A	5782A	SMS5782A
HBL5790B	5790B	SMS5790B
HBL5752R	R5752	SMS5752R
HBL5753R	R5753	SMS5753R
HBL5700FIV	V5700F	SMS5700F
HBL5703IV	V5703	SMS5703
HBL5711LHIV	V5711LH	SMS5711LH
HBL5711RHIV	V5711RH	SMS5711RH
HBL5715IV	V5715	SMS5715
HBL5719IV	V5719	SMS5719
HBL57242IV	V57242	SMS57242
HBL5731IV	V5731	SMS5731
HBL5733IV	V5733	SMS5733
HBL5735IV	V5735	SMS5735
HBL5736IV	V5736	SMS5736
HBL5737IV	V5737	SMS5737
HBL5737AIV	V5737A	SMS5737A
HBL5738IV	V5738	SMS5738
HBL5738AIV	V5738A	SMS5738A
HBL5738AFIV	V5738AF	SMS5738AF
HBL5739IV	V5739	SMS5739
HBL5739AIV	V5739A	SMS5739A
HBL5744IV	V5744	SMS5744
HBL57442IV	V5744-2	SMS57442

Hubbell Catalog Number	Wiremold®	Mono-Systems, Inc.™
HBL57443IV	V5744-3	SMS57443
HBL5744SIV	V5744S	SMS5744S
HBL5744S2IV	V5744S-2	SMS5744S2
HBL5744S3IV	V5744S-3	SMS5744S3
HBL5745IV	V5745	SMS5745
HBL5747IV	V5747	SMS5747
HBL57472IV	V5747-2	SMS57472
HBL57473IV	V5747-3	SMS57473
HBL5748IV	V5748	SMS5748
HBL57482IV	V5748-2	SMS57482
HBL57483IV	V5748-3	SMS57483
HBL57484IV	V5748-4	SMS57484
HBL57485IV	V5748-5	SMS57485
HBL57486IV	V5748-6	SMS57486
HBL5751IV	V5751	SMS5751
HBL57512IV	V5751-2	SMS5751-2
HBL57513IV	V5751-3	SMS5751-3
HBL5751AIV	V5751A	N/A
HBL5752IV	V5752	SMS5752
HBL5753IV	V5753	SMS5753
HBL5760IV	V5760	SMS5760
HBL5783IV	V5783	SMS5783
HBL5784IV	V5784	SMS5784
HBL5785IV	V5785	SMS5785
HBL5786IV	V5786	SMS5786
HBL5786AIV	N/A	N/A
HBL5711BRIV	N/A	SMS5711-1
HBL5715BRIV	N/A	N/A
HBL5717BRIV	N/A	SMS5717-1
HBL5718BRIV	N/A	SMS5718-1

Hubbell Catalog Number	Wiremold®	Mono-Systems, Inc.™
<b>HBL2000 Series</b>	<b>2000 Series</b>	
HBL620C	620	SMS621BC
HBL2001C	2001	SMS2101
HBL2003SC	2003	SMS2103
HBL2009GC	2009	SMS2109
HBL2000WC	2000WC	SMS2100WC
HBL2000WCA	N/A	N/A
HBL2017TC	2017TC	SMS2117TC
HBL620BCK	620BCK	N/A
HBL2000B5GY	G2000B-5	N/A
HBL2000BCGY	G2000BC	N/A
HBL2000BCAGY	N/A	N/A
HBL2000CGY	G2000C	N/A
HBL2000CAGY	G2100C	N/A
HBL2006GY	G2006	N/A
HBL2010A2GY	G2010A2	N/A
HBL2010A3GY	G2010A3	N/A
HBL2010BGY	G2010B	N/A
HBL2011GY	G2011	N/A
HBL2011BRGY	N/A	N/A
HBL2015GY	G2015	N/A
HBL2015BRGY	N/A	N/A
HBL2017BRGY	N/A	N/A
HBL2018BRGY	N/A	N/A
HBL2018CGY	G2018C	N/A
HBL2048GY	G2048	N/A
HBL20482GY	G2048-2	N/A
HBL2051HGY	G2051H	N/A
HBL2000TFIV	N/A	N/A
HBL2000TFGY	N/A	N/A
HBL2000B5IV	V2000B-5	N/A
HBL2000BCIV	V2000BC	SMS2100B

Wiremold® is a registered trademark of The Wiremold Company. Mono-Systems, Inc.™ is a trademark of Mono-Systems, Inc. Hubbell Inc. is not affiliated with Mono-Systems, Inc.™ or The Wiremold Company.



Nobody delivers like Hubbell Commercial Solutions

# HBL2400/HBL2400D and HBL3000 Series

## Cross Reference

Hubbell Catalog Number	Wiremold®	Mono-Systems, Inc.™	Hubbell Catalog Number	Wiremold®	Mono-Systems, Inc.™
HBL2000BCAIV	N/A	N/A	HBL2451HIV	V2451H	N/A
HBL2000CIV	V2000C	SMS2100C	HBL2475DBRIV	V2475D	SMS2457B
HBL2000CAIV	V2100C	SMS2100C	HBL2489IV	V2489	N/A
HBL2006IV	V2006	SMS2106			
HBL2010A2IV	V2010A2	SMS2110A	<b>HBL3000 Series</b>	<b>3000 Series</b>	
HBL2010A3IV	V2010A3	SMS2110C	HBL630B	630B	SMS632B
HBL2010BIV	V2010B	SMS2110B	HBL630BDK	630BDK	N/A
HBL2011IV	V2011	SMS2111	HBL630C	630C	SMS632C
HBL2011BRIV	N/A	SMS2111-FO	HBL630CDK	630CDK	N/A
HBL2015IV	V2015	SMS2115	HBL3000BGY	G3000B	SMS3200
HBL2015BRIV	N/A	SMS2115-FO	HBL3000C075GY	G3000C075	N/A
HBL2017BRIV	N/A	SMS2117TC-FO	HBL3000C195GY	G3000C195	N/A
HBL2018BRIV	N/A	SMS2118A-FO	HBL3000CEGY	G3000CE	SMS3003
HBL2018CIV	V2018C	SMS2118A	HBL3000WCGY	G3000WC	SMS3006
HBL2048IV	V2048	SMS2141	HBL3001GY	G3001	SMS3002
HBL20482IV	V2048-2	SMS21412	HBL3001AGY	G3001A	SMS3001
HBL2051HIV	V2051H	SMS2051H	HBL3003GY	G3003	SMS3008
HBL2089IV	V2089	N/A	HBL3006EGY	G3006E	SMS3007
HBL2089EIV	V2089E	N/A	HBL3007CGY	G3007C	SMS3022
			HBL3010AEGY	G3010AE	SMS3005
			HBL3010BGY	G3010B	SMS3004
			HBL3010CGY	G3010C	SMS3005
			HBL3011EGY	G3011E	SMS3009
			HBL3014CGY	G3014C	SMS3030
			HBL3015EGY	G3015E	SMS3010
			HBL3017TCEGY	G3017TCE	SMS3014
			HBL3018AEGY	G3018AE	SMS3018
			HBL3027AEGY	G3027AE	N/A
			HBL3028GY	G3028	SMS3028
			HBL3033JEGY	G3033JE	SMS3045
			HBL3036HEGY	G3036HE	SMS3053
			HBL3040CEGY	G3040CE	SMS3048
			HBL3043BEGY	G3043BE	SMS3046
			HBL30442GY	G3044-2	SMS3062
			HBL3046BEGY	G3046BE	N/A
			HBL3046H2GY	G3046H-2	N/A
			HBL3048RGY	G3048R	SMS3023
			HBL3051LEGY	G3051LE	SMS3051
			HBL3082GY	G3082	N/A
			HBL3086GY	G3086	SMS3086
			HBL3200REDIV	N/A	N/A
			HBL3200REDGY	N/A	N/A
			HBL3000TFIV	N/A	N/A
			HBL3000TFGY	N/A	N/A
			HBL3000BIV	V3000B	SMS3000-I
			HBL3000C075IV	V3000C075	N/A
			HBL3000C195IV	V3000C195	N/A
			HBL3000CEIV	V3000CE	SMS3003-I
			HBL3003IV	V3003	SMS3008-I
			HBL3006EIV	V3006E	SMS3007-I
			HBL3010AEIV	V3010AE	SMS3005-I
			HBL3010BIV	V3010B	SMS3004-I
			HBL3010CIV	V3010C	SMS3005-I
			HBL3011EIV	V3011E	SMS3009-I
			HBL3014CIV	V3014C	SMS3030-I
			HBL3015EIV	V3015E	SMS3010-I
			HBL3017TCEIV	V3017TCE	SMS3014-I
			HBL3018AEIV	V3018AE	SMS3018-I
			HBL3027AEIV	V3027AE	N/A
			HBL3028IV	V3028	SMS3028-I
			HBL3033JEIV	V3033JE	SMS3045-I
			HBL3036HEIV	V3036HE	SMS3053-I
			HBL3040CEIV	V3040CE	SMS3048-I
<b>HBL2400/HBL2400D Series</b>	<b>2400/2400D Series</b>				
HBL624CUT	624	N/A			
HBL2401C	2401	SMS2401			
HBL2409GC	2409	SMS2409			
HBL2400WC	2400WC	SMS2400WC			
HBL2401DC	2401D	N/A			
HBL624BCK	624BCK	N/A			
HBL24DRK	N/A	N/A			
HBL24SRK	N/A	N/A			
HBL24106DRK	N/A	N/A			
HBL24106RRK	N/A	N/A			
HBL4724REDIV	N/A	N/A			
HBL2420REDIV	N/A	N/A			
HBL2400TFIV	N/A	N/A			
HBL2400DTFIV	N/A	N/A			
HBL2400BIV	V2400B	N/A			
HBL2400B10IV	V2400B-10	SMS2400B			
HBL2400BCIV	V2400BC	N/A			
HBL2400BDIV	V2400BD	SMS2400BD			
HBL2400CIV	V2400C	SMS2400C			
HBL2406IV	V2406	SMS2406			
HBL2410AIV	V2410A	N/A			
HBL2410BIV	V2410B	SMS2410B			
HBL2410BDIV	V2410BD	N/A			
HBL2410CIV	V2410C	N/A			
HBL2410DFOIV	V2410DFO	N/A			
HBL2410FCIV	V2410FC	SMS2410C			
HBL2411DFOIV	V2411DFO	SMS2411DFO			
HBL2415DFOIV	V2411DFO	SMS2415DFO			
HBL2411IV	V2411FO	SMS2411FO			
HBL2415IV	V2415FO	SMS2415FO			
HBL2417DFOIV	V2417DFO	SMS2417DFO			
HBL2417IV	V2417FO	SMS2417FO			
HBL2418DFOIV	V2418DFO	SMS2418DFO			
HBL2418IV	V2418FO	SMS2418FO			
HBL2426IV	V2426	N/A			
HBL2444IV	V2444	SMS2444			
HBL24442IV	V2444-2	SMS2444-2			
HBL2444DIV	V2444D	SMS2444D			
HBL2444D2AIV	V2444D-2A	SMS2444D-2			
HBL2448IV	V2448	SMS2448			
HBL24482IV	V2448-2	N/A			

Wiremold® is a registered trademark of The Wiremold Company. Mono-Systems, Inc.™ is a trademark of Mono-Systems, Inc. Hubbell Inc. is not affiliated with Mono-Systems, Inc.™ or The Wiremold Company.

# HBL4750 and HBL6750 Series

## Cross Reference

Hubbell Catalog Number	Wiremold®	Mono-Systems, Inc.™	Hubbell Catalog Number	Wiremold®	Mono-Systems, Inc.™
HBL3043BEIV	V3043BE	SMS3046-I	HBL4756IV	V4006	N/A
HBL30442IV	V3044-2	SMS3062-I	HBL4756AIV	V4006	N/A
HBL3046BEIV	V3046BE	N/A	HBL4714AIV	V4014A	SMS4230-I
HBL3046H2IV	V3046H-2	N/A	HBL4712TXIV	V4012TX	SMS4215-I
HBL3048RIV	V3048R	SMS3023-I	HBL4750C135IV	V4000C135	SMS4263-I
HBL3051LEIV	V3051LE	SMS3051-I	HBL4750C075IV	V4000C075	SMS4261-I
HBL3086IV	V3086	SMS3086-I	HBL4717DFOIV	V4017FO	SMS4214FI
			HBL4717IV	V4017	SMS4214-I
<b>HBL4750 Series</b>	<b>4000 Series</b>		HBL4715DFOIV	V4015DFO	SMS4211FI
HBL4751AC	4001A	SMS4202	HBL4715IV	V4015	SMS4211-I
HBL4750IV	V4050	N/A	HBL4718DFOIV	V4018FO	SMS4218FI
HBL640C	640C	SMS642C	HBL4718IV	V4018	SMS4218-I
HBL4750B10GY	G4000B-10	SMS4200	HBL4717NIV	V4017N	N/A
HBL4750C075GY	G4000C075	SMS4261	HBL47472BBBBIV	V4047-2BBBB	N/A
HBL4750C195GY	G4000C195	SMS4265	HBL4746H2IV	V4046H-2	N/A
HBL640B	640B	SMS642B	HBL47472BBTIV	V4047-2BBTT	N/A
HBL4747RXIV	V4047RX	N/A	HBL47472BBSSIV	V4047-2BBSS	N/A
HBL4747RFIV	V4047RF	N/A	HBL4747CVMGY	G6007C-1	N/A
HBL4747C1GY	G4047C-1	N/A	HBL4786AGY	G4086A	SMS4286
HBL4747BXGY	G4047BX	N/A	HBL4750TFIV	N/A	N/A
HBL4747RXGY	G4047RX	N/A	HBL4747CVM2GY	G6007C-2	N/A
HBL4747RFGY	G4047RF	N/A	HBL4750BP	N/A	N/A
HBL4747JXGY	G4047JX	N/A	HBL4750TFGY	N/A	N/A
HBL4747C2GY	G4047C-2	N/A	HBL4756GY	G4006	N/A
HBL4715DFOGY	G4015DFO	SMS4211FO	HBL4751DA	4001DA	SMS4201
HBL4717NGY	G4017N	N/A	HBL640BDK	640BDK	N/A
HBL4746H2GY	G4046H-2	N/A	HBL640CDK	640CDK	N/A
HBL4718DFOGY	G4018FO	SMS4218FO	HBL4750CGY	G4000C	SMS4203
HBL47472BBFFGY	G4047-2BBFF	N/A	HBL4750C135GY	G4000C135	SMS4263
HBL47472BBBBGY	G4047-2BBBB	N/A	HBL4750C315GY	G4000C315	SMS4267
HBL47472BBSSGY	G4047-2BBSS	N/A	HBL4750DGY	G4000D	SMS4207
HBL47472BBXXGY	G4047-2BBXX	N/A	HBL4750WCGY	G4000WC	SMS4206
HBL47472BBTTGY	G4047-2BBTT	N/A	HBL4710BGY	G4010B	SMS4204
HBL4747AXGY	G4047AX	N/A	HBL4710DFOGY	G4010DFO	SMS4205
HBL47472RRXXGY	G4047-2RRXX	N/A	HBL4710GY	G4010	SMS4205
HBL4747BFGY	G4047BF	N/A	HBL4711DFOGY	G4011FO	SMS4209FO
HBL4747BBGY	G4047BB	N/A	HBL4711GY	G4011	SMS4209
HBL4747BRGY	N/A	N/A	HBL4712TXGY	G4012TX	SMS4215
HBL4747BRIV	N/A	N/A	HBL4714AGY	G4014A	SMS4230
HBL4747BTGY	G4047BT	N/A	HBL4717DFOGY	G4017FO	SMS4214FO
HBL4747BSGY	G4047BS	N/A	HBL4717GY	G4017	SMS4214
HBL4774AGY	G4074A	N/A	HBL4717TCAGY	G4017TCA	N/A
HBL4750GY	G4050	N/A	HBL4774AIV	V4074A	N/A
HBL47472RRXXIV	V4047-2RRXX	N/A	HBL4786AIV	V4086A	SMS4286-I
HBL47472BBXXIV	V4047-2BBXX	N/A	HBL4747CVMIV	V6007C-1	N/A
HBL4747BBIV	V4047BB	N/A	HBL4747CVM2IV	V6007C-2	N/A
HBL4747AXIV	V4047AX	N/A			
HBL4747BFIV	V4047BF	N/A	<b>HBL6750 Series</b>	<b>6000 Series</b>	
HBL4747BTIV	V4047BT	N/A	HBL6751A	6001A	SMS4402
HBL4747BSIV	V4047BS	N/A	HBL660C	640C	SMS644C
HBL4747C1IV	V4047C-1	N/A	HBL660CDK	640CDK	N/A
HBL4747BXIV	V4047BX	N/A	HBL660B	660B	SMS644B
HBL4747JXIV	V4047JX	N/A	HBL660BDK	660BDK	N/A
HBL4747C2IV	V4047C-2	N/A	HBL6718DFOGY	G4018FO	N/A
HBL4750CIV	V4000C	SMS4203-I	HBL6718GY	G6017TX	SMS4418
HBL4750B10IV	V4000B-10	SMS4200-I	HBL6746HHHGY	G4046H-2	N/A
HBL4750C315IV	V4000C315	SMS4267-I		(4000 Series 2-Gang)	
HBL4750C195IV	V4000C195	SMS4265-I	HBL67473BBBBBBGY	G4047-2BBBB	N/A
HBL4711DFOIV	V4011FO	SMS4209FI		(4000 Series 2-Gang)	
HBL4711IV	V4011	SMS4209-I	HBL67473BBBBFFGY	G4047-2BBFF	N/A
HBL4710DFOIV	V4010DFO	SMS4205-I		(4000 Series 2-Gang)	
HBL4710IV	V4010	SMS4205-I	HBL67473BBBBSSGY	G4047-2BBSS	N/A
HBL4710BIV	V4010B	SMS4204-I		(4000 Series 2-Gang)	

Wiremold® is a registered trademark of The Wiremold Company. Mono-Systems, Inc.™ is a trademark of Mono-Systems, Inc. Hubbell Inc. is not affiliated with Mono-Systems, Inc.™ or The Wiremold Company.



Nobody delivers like Hubbell Commercial Solutions



# HBL6750 Series and Metal PlugTrak®

## Cross Reference

Hubbell Catalog Number	Wiremold®	Mono-Systems, Inc.™	Hubbell Catalog Number	Wiremold®	Mono-Systems, Inc.™
HBL67473BBBTTGY	G4047-2BBTT (4000 Series 2-Gang)	N/A	HBL6746HHIV	V4046H-2 (4000 Series 2-Gang)	N/A
HBL67473BBBXXGY	G4047-2BBXX (4000 Series 2-Gang)	N/A	HBL67473BBBXXGY	V4047-2BBBB (4000 Series 2-Gang)	N/A
HBL6747AXXGY	G4047AX (4000 Series 2-Gang)	N/A	HBL67473BBBFFIV	V4047-2BBFF (4000 Series 2-Gang)	N/A
HBL6747BBBGY	G4047BB (4000 Series 2-Gang)	N/A	HBL67473BBBSSIV	V4047-2BBSS (4000 Series 2-Gang)	N/A
HBL6747BBFGY	G4047BF (4000 Series 2-Gang)	N/A	HBL67473BBBTTIV	V4047-2BBTT (4000 Series 2-Gang)	N/A
HBL6747BBSGY	G4047BS (4000 Series 2-Gang)	N/A	HBL67473BBBXXIV	V4047-2BBXX (4000 Series 2-Gang)	N/A
HBL6747BBTGY	G4047BT (4000 Series 2-Gang)	N/A	HBL6747AXXIV	V4047AX (4000 Series 2-Gang)	N/A
HBL6747BXXGY	G4047BX (4000 Series 2-Gang)	N/A	HBL6747BBBIV	V4047BB (4000 Series 2-Gang)	N/A
HBL6747C1GY	V4047C-1 (4000 Series 1-Gang Overlapping)	N/A	HBL6747BBFIV	V4047BF (4000 Series 2-Gang)	N/A
HBL6747C2GY	V4047C-2 (4000 Series 2-Gang Overlapping)	N/A	HBL6747BBSIV	V4047BS (4000 Series 2-Gang)	N/A
HBL6747JXXGY	G4047JX (4000 Series 2-Gang)	N/A	HBL6747BBTIV	V4047BT (4000 Series 2-Gang)	N/A
HBL6747RRFGY	G4047RF (4000 Series 2-Gang)	N/A	HBL6747BXXIV	V4047BX (4000 Series 2-Gang)	N/A
HBL6747RXXGY	G4047RX (4000 Series 2-Gang)	N/A	HBL6747C1IV	V4047C-1 (4000 Series 1-Gang Overlapping)	N/A
HBL67473RRRRXXGY	G4047-2RRXX	N/A	HBL6747C2IV	V4047C-2 (4000 Series 2-Gang Overlapping)	N/A
HBL6750GY	G4050	N/A	HBL6747JXXIV	V4047JX (4000 Series 2-Gang)	N/A
HBL6750B10GY	G6000B-10	SMS4400	HBL6747RRFIV	V4047RF (4000 Series 2-Gang)	N/A
HBL6750CGY	G6000C	SMS4203	HBL6747RXXIV	V4047RX (4000 Series 2-Gang)	N/A
HBL6750DAGY	G6000DA	SMS4407	HBL67473RRRRXXIV	V4047-2RRXX	N/A
HBL6750WCGY	G6000WC	SMS4406	HBL6750IV	V4050	N/A
HBL6751DAGY	G6001DA	SMS4401	HBL6750B10IV	V6000B-10	SMS4400-I
HBL6756GY	G6006	SMS4408	HBL6750CIV	V6000C	SMS4203-I
HBL6756AGY	G6006	SMS4408	HBL6756IV	V6006	SMS4408-I
HBL6710BGY	G6010B	SMS4404	HBL6710BIV	V6010B	SMS4404-I
HBL6711DFOGY	G6011TX	SMS4419	HBL6711DFOIV	V6011TX	SMS4419-I
HBL6711GY	G6011TX	SMS4419	HBL6711IV	V6011TX	SMS4419-I
HBL6712TXGY	G6012TX	SMS4415	HBL6712TXIV	V6012TX	SMS4415-I
HBL6714AGY	G6014A	SMS4430	HBL6714AIV	V6014A	SMS4430-I
HBL6717DFOGY	G6017TX	SMS4418	HBL6774AIV	V6074A	SMS4473-I
HBL6717GY	G6017TX	SMS4418	HBL6786IV	V6086	SMS4486-I
HBL6774AGY	G6074A	SMS4473			
HBL6786GY	G6086	SMS4486			
HBL6750C075IV	N/A	N/A			
HBL6750C075GY	N/A	N/A			
HBL6750C135IV	N/A	N/A			
HBL6750C135GY	N/A	N/A			
HBL6750C195IV	N/A	N/A			
HBL6750C195GY	N/A	N/A			
HBL6750C315IV	N/A	N/A			
HBL6750C315GY	N/A	N/A			
HBL6715DFOIV	N/A	SMS4410-I			
HBL6715IV	N/A	SMS4410-I			
HBL6715DFOGY	N/A	N/A			
HBL6715GY	N/A	SMS4410			
HBL6717NIV	N/A	N/A			
HBL6717NGY	N/A	N/A			
HBL6717TCAGY	N/A	N/A			
HBL6710DFOIV	N/A	N/A			
HBL6710DFOGY	N/A	N/A			
HBL6750TFIV	N/A	N/A			
HBL6750TFGY	N/A	N/A			
HBL6718DFOIV	V4018FO	N/A			

Metal PlugTrak®	Metal Plugmold®	
HBL20C215IV	V20-C2	SSC40
HBL20C215GY	G20-C2	N/A
HBL20C315IV	N/A	SSC52
HBL20C315GY	N/A	N/A
HBL20GB306GY	G20GB306	N/A
HBL20IG306GY	G20IG306	N/A
HBL20GB506GY	G20GB506	N/A
HBL20GB512GY	G20GB512	N/A
HBL20GB606GY	G20GB606	N/A
HBL20GB609GY	G20GB609	N/A
HBL20GB612GY	G20GB612	N/A
HBL20GB618GY	G20GB618	N/A
HBL20GBA512GY	G20GBA512	N/A
HBL20GBA609GY	G20GBA609	N/A
HBL20GBA612GY	G20GBA612	N/A
HBL20GBA618GY	G20GBA618	N/A

Wiremold® is a registered trademark of The Wiremold Company. Mono-Systems, Inc.™ is a trademark of Mono-Systems, Inc. Hubbell Inc. is not affiliated with Mono-Systems, Inc.™ or The Wiremold Company.

# HBLALU2000, Aluminum PlugTrak<sup>®</sup>, HBLALU3800 and HBLALU4800 Series

## Cross Reference

Hubbell Catalog Number	Wiremold <sup>®</sup>	Mono-Systems, Inc. <sup>™</sup>
HBL20IG512GY	G20IG512	N/A
HBL20IG606GY	G20IG606	N/A
HBL24GB306GY	G24GB306	N/A
HBL24GB506GY	G24GB506	N/A
HBL24GB512GY	G24GB512	N/A
HBL24GBA512GY	G24GBA512	N/A
HBL24GB606GY	G24GB606	N/A
HBL24GB612GY	G24GB612	N/A
HBL24GB618GY	G24GB618	N/A
HBL24GBA612GY	G24GBA612	N/A
HBL24GBA618GY	G24GBA618	N/A
HBL20GB306IV	V20GB306	19GB306
HBL20IG306IV	V20IG306	19IG306
HBL20GB506IV	V20GB506	19GB506
HBL20GB512IV	V20GB512	19GB512
HBL20GB606IV	V20GB606	19GB606
HBL20GB609IV	V20GB609	19GB609
HBL20GB612IV	V20GB612	19GB612
HBL20GB618IV	V20GB618	19GB618
HBL20GBA512IV	V20GBA512	19GBA512
HBL20GBA609IV	V20GBA609	19GBA609
HBL20GBA612IV	V20GBA612	19GBA612
HBL20GBA618IV	V20GBA618	19GBA618
HBL20IG512IV	V20IG512	19IG512
HBL20IG606IV	V20IG606	19IG606
HBL24GB306IV	V24GB306	192GB306
HBL24GB506IV	V24GB506	192GB506
HBL24GB512IV	V24GB512	192GB512
HBL24GBA512IV	V24GBA512	192GBA512
HBL24GB606IV	V24GB606	192GB606
HBL24GB612IV	V24GB612	192GB612
HBL24GB618IV	V24GB618	192GB618
HBL24GBA612IV	V24GBA612	192GBA612
HBL24GBA618IV	V24GBA618	192GBA618

HBLALU2000 Series	ALA2000 Series	
HBLALU2000B10	AL2000B-10	N/A
HBLALU2000B5	AL2000B-5	N/A
HBLALU2000C5	AL2000C-5	N/A
HBLALU2000WC	AL2000WC	N/A
HBLALU2001	AL2001	N/A
HBLALU2003	AL2003	N/A
HBLALU2006	AL2006	N/A
HBLALU2009	AL2009	N/A
HBLALU2010A	AL2010A	N/A
HBLALU2010B	AL2010B	N/A
HBLALU2011	AL2011	N/A
HBLALU2015	AL2015	N/A
HBLALU2017	AL2017	N/A
HBLALU2018	AL2018	N/A
HBLALU2038	AL2038	N/A
HBLALU2040A	AL2040A	N/A
HBLALU2043	AL2043	N/A
HBLALU2044	AL2044	N/A
HBLALU20442	AL2044-2	N/A
HBLALU2047	AL2047	N/A
HBLALU20472	AL2047-2	N/A
HBLALU2051H	AL2051H	N/A

Aluminum PlugTrak <sup>®</sup>	Aluminum Plugmold <sup>®</sup>	
HBLALU20GB306	AL20GB306	N/A
HBLALU20GB506	AL20GB506	N/A
HBLALU20GB512	AL20GB512	N/A

Hubbell Catalog Number	Wiremold <sup>®</sup>	Mono-Systems, Inc. <sup>™</sup>
HBLALU20GB606	AL20GB606	N/A
HBLALU20GB612	AL20GB612	N/A
HBLALU20GB618	AL20GB618	N/A
HBLALU20GBA606	AL20GBA606	N/A
HBLALU20GBA612	AL20GBA612	N/A
HBLALU20GBA618	AL20GBA618	N/A
HBLALU20IG306	AL20IG306	N/A
HBLALU20IG506	AL20IG506	N/A
HBLALU20IG606	AL20IG606	N/A
HBLALU24GB306	N/A	N/A
HBLALU24IG306	N/A	N/A
HBLALU24GB506	N/A	N/A
HBLALU24GB512	N/A	N/A
HBLALU24IG506	N/A	N/A
HBLALU24GB606	N/A	N/A
HBLALU24GB612	N/A	N/A
HBLALU24GB618	N/A	N/A
HBLALU24GBA606	N/A	N/A
HBLALU24GBA612	N/A	N/A
HBLALU24GBA618	N/A	N/A
HBLALU24IG606	N/A	N/A

HBLALU3800 Series	ALA3800 Series	
HBLALU3800B10	ALA3800B-10	SWA3300
HBLALU3806	ALA3806	SWA3306
HBLALU3810B	ALA3810B	SWA3304
HBLALU3810B1	ALA3810B1	SWA3304
HBLALU3811	ALA3811	SWA3309
HBLALU3815	ALA3815	SWA3310
HBLALU3817	ALA3817	SWA3314
HBLALU3817N	ALA3817N	N/A
HBLALU3818	ALA3818	SWA3318
HBLALUC5	ALAC-5	SWA3303
HBLALUWC	ALAWC	N/A

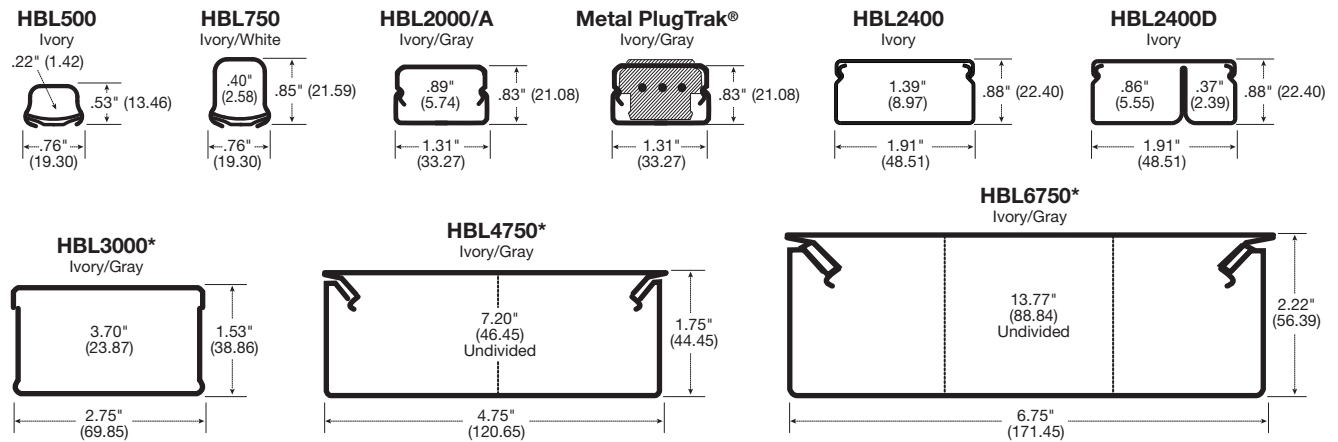
HBLALU4800 Series	ALA4800 Series	
HBLALU01	ALA01	SWA4802
HBLALU09	ALA09	SWA33GC
HBLALU17A	ALA17A	N/A
HBLALU4800B10	ALA4800B-10	SWA4804
HBLALU4806	ALA4806	SWA4806
HBLALU4810B	ALA4810B	SWA4804
HBLALU4810B2	ALA4810B2	SWA4804
HBLALU4811	ALA4811	SWA4809
HBLALU4815	ALA4815	SWA4810
HBLALU4817	ALA4817	SWA4814
HBLALU4817N	ALA4817N	SWA4817
HBLALU4818	ALA4818	SWA4818
HBLALUABRT	ALA-ABRT	N/A
HBLALUBL	ALA-BL	N/A
HBLALUDR	ALA-DR	SWA3346/SWA4846
HBLALUE	ALA-E	SWA3325/SWA4825
HBLALUF	ALA-F	SWA3345/SWA4826
HBLALUG	ALA-G	SWA3323/SWA4823
HBLALUJ	ALA-J	SWA4845
HBLALUN	ALA-N	SWA3348/SWA4848
HBLALULPB	N/A	N/A

Touch-Up Paint	Touch-Up Paint	
HBLGWEP	GWE-S	SMSPT-G
HBLIWEP	IWE-S	SMSPT-I

Wiremold<sup>®</sup> is a registered trademark of The Wiremold Company. Mono-Systems, Inc.<sup>™</sup> is a trademark of Mono-Systems, Inc. Hubbell Inc. is not affiliated with Mono-Systems, Inc.<sup>™</sup> or The Wiremold Company.

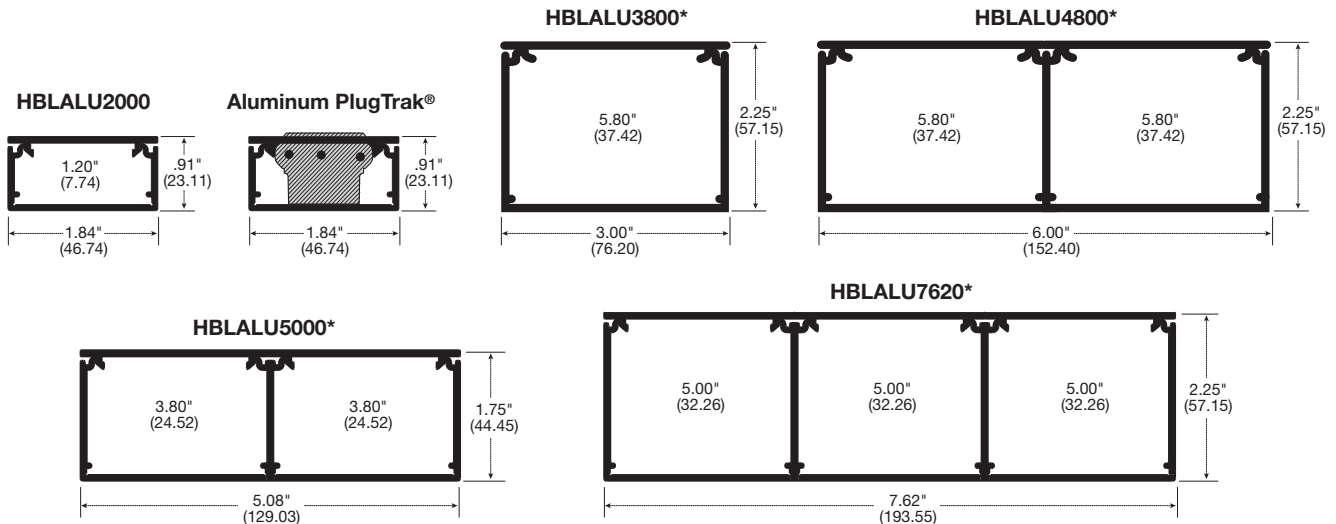


## Metal Raceway - Ivory, White or Gray in Color



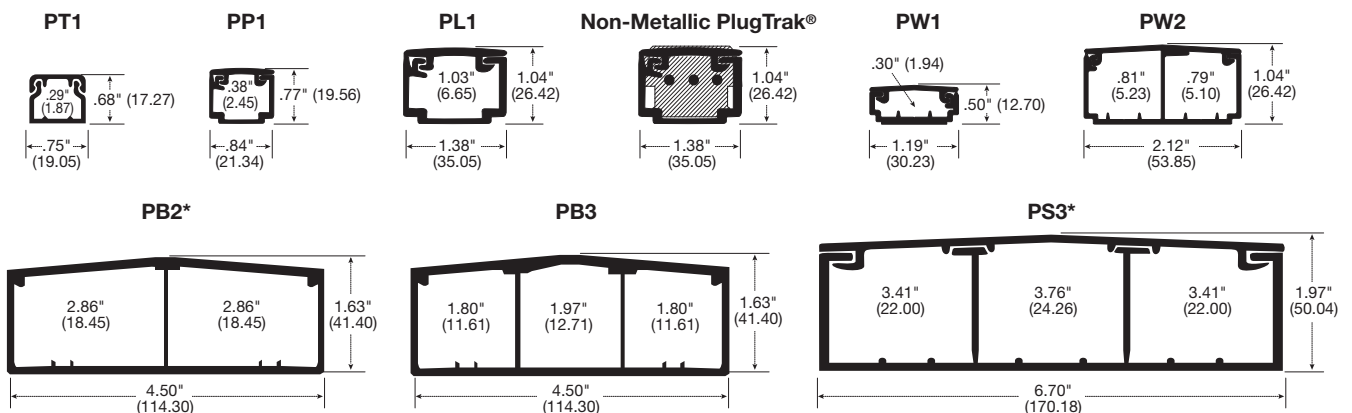
Notes: \* Available in PRE-WIRED.  
Channel Area in Square Inches (square centimeters).  
Dimensions in Inches (mm).

## Aluminum Raceway - Satin Anodized Finish



Notes: \* Available in PRE-WIRED.  
Channel Area in Square Inches (square centimeters).  
Dimensions in Inches (mm).

## Non-Metallic Raceway - Office White in Color



Notes: \* Available in PRE-WIRED.  
Channel Area in Square Inches (square centimeters).  
Dimensions in Inches (mm).

3

# Hubbell PolyTrak® Non-Metallic Raceway Product Applications

1

2



## Hubbell PolyTrak® Non-Metallic Raceway Product Applications

1 PB2C10



2 PB2B10



3 PB2CACF



4 PB3TCBCA



5 PB3FEBCA



6 PB2IND2G



7 PB3REDA



8 PW2ABC5



9 PDB12TGD



10 PW2RED



11 PP1ABC5



12 PDB12S



13 PW1LPB



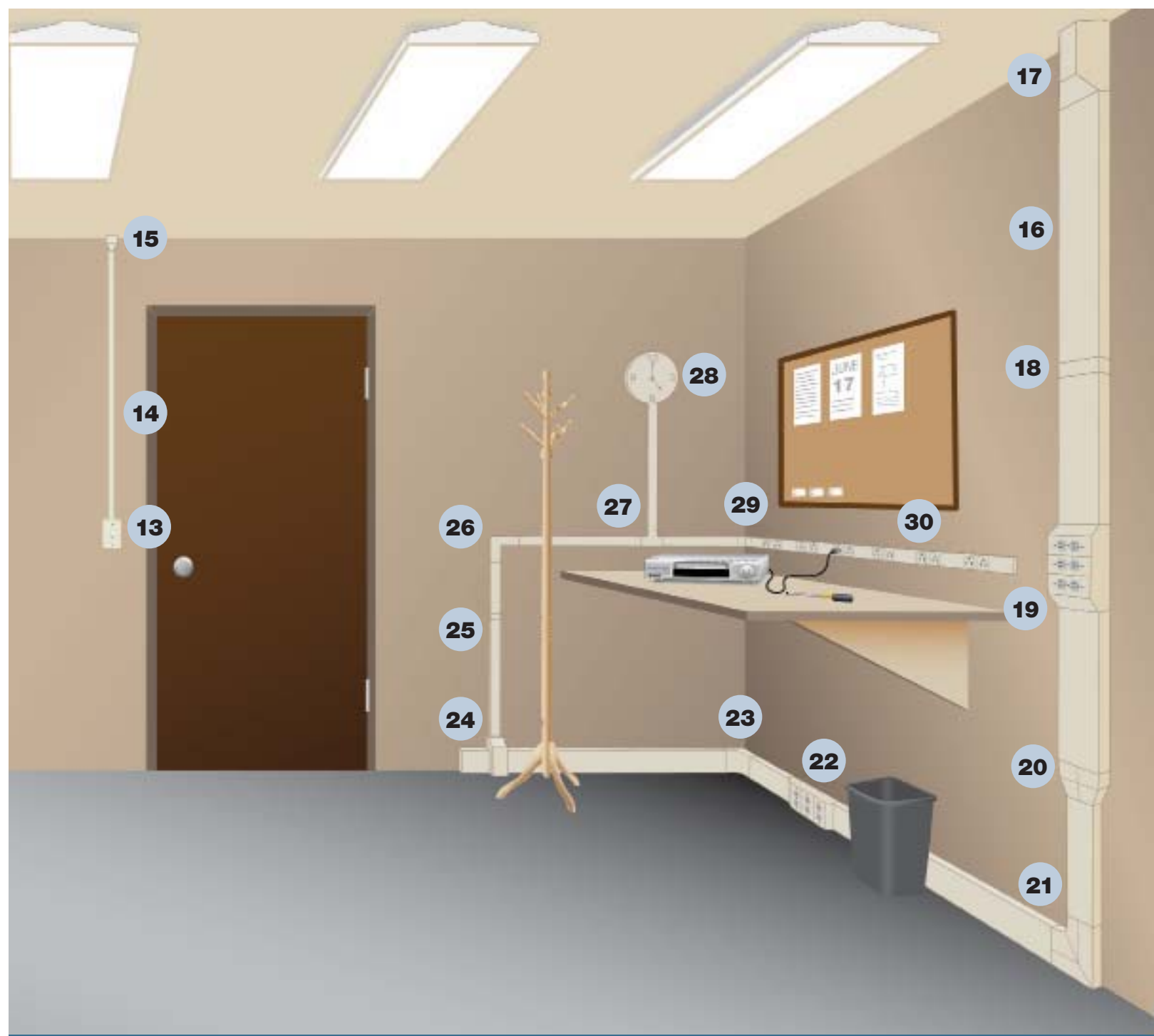
14 PW1ABC7



15 PW1CA







Hubbell PolyTrak® Non-Metallic Raceway Product Applications

16 PS3BC5		21 PB3FEBCA		26 PL1FEBC	
17 PS3CACF		22 PB3FCIB3G		27 PL1TCBC	
18 PS3SC		23 PB3IEBCA		28 PDB12LF	
19 PS3FCIB3G		24 PB3TRBC		29 PL1IEBC	
20 PS3RED		25 PL1ABC5		30 PT156112	

# Non-Metallic Surface Raceway

## Features and Benefits



### Complete Line of Raceway

- PolyTrak® Non-Metallic Surface Raceway is a complete system with raceway, fittings, boxes and devices.
- Sizes range from single channel PremiseTrak® to three channel Super BaseTrak® for all types of surface raceway requirements.
- Single and two channel latching raceways are dual-rated for both power and data applications, reducing inventory requirements.
- UL Listed and CSA Certified to 600 volts.
- Office white color.



### Non-Metallic PlugTrak®

- Available as hard wired multi-outlet assembly or relocatable power tap.
- Hubbell designed and manufactured 15 or 20 Amp receptacles.
- UL Listed and CSA Certified.
- Office white color.

#### Hard wired multi-outlet PlugTrak:

- Available in 5 ft. or 6 ft. lengths.
- Available in single, two circuit and is inherently an isolated ground product.
- Multiple spacing configurations.
- Hard wired PlugTrak mates with LANTrak® fittings and boxes.

#### Portable PlugTrak:

- Available in 3 ft. (0.9m) or 5 ft. (1.5m) lengths.
- 6 ft. (1.8m) length 15 or 20 Amp molded cord set allows reliable access.
- Pre-punched holes make mounting easy.

# Non-Metallic Surface Raceway

## Features and Benefits

### One Box, Three Systems

- Boxes have three cut-aways that can be utilized with WallTrak®, LANTrak and PremiseTrak (Latching) systems.
- Reduces inventory requirements.
- Eliminates need to order three separate boxes.
- Boxes available in low, standard and deep profiles.
- Two-gang divided box available for power, data, voice, audio and video applications.
- Boxes utilize Hubbell KP plates or iSTATION™ Modules and Bezels.



### Flush or Full Capacity Boxes

- Super BaseTrak and BaseTrak Raceway offer multiple solutions for box installation.
- Super BaseTrak in-line three-gang box allows maximum capacity in a flush design.
- Super BaseTrak and BaseTrak available in single, two and three-gang full capacity boxes.
- Two and three channel BaseTrak (PB2 and PB3) available with one and two-gang in-line boxes.
- Full capacity in-line boxes eliminate the need to de-rate the wire fill capacity due to the intrusion of devices into the raceway channel.



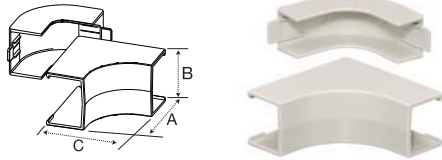
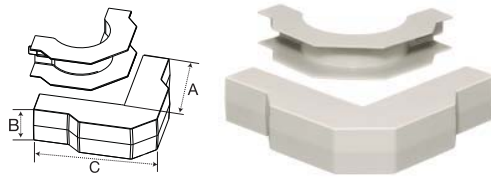
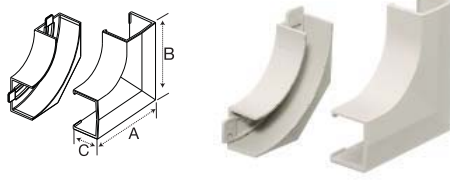
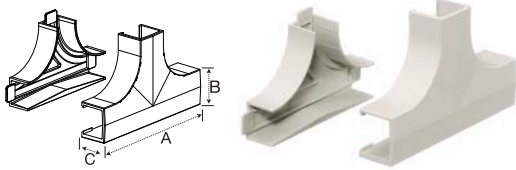
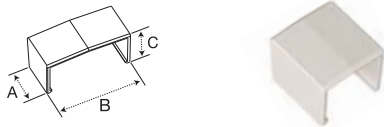
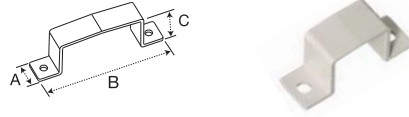

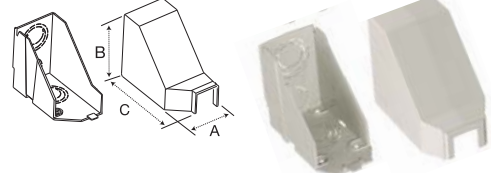


Raceway		Catalog Numbers	Length	Color	
<b>Base and Cover</b> Single channel raceway. Available in 5 ft. (1.5m) and 7 ft. (2.1m) lengths.			<b>PT1BC5</b> A: .68" (17.27) B: .75" (19.05)	5 ft.	Office White
			<b>PT1BC7</b> A: .68" (17.27) B: .75" (18.90)	7 ft.	Office White
<b>Base and Cover (with adhesive)</b> Single channel raceway. Available in 5 ft. (1.5m) and 7 ft. (2.1m) lengths.			<b>PT1ABC5</b> A: .68" (17.27) B: .75" (19.05)	5 ft.	Office White
			<b>PT1ABC7</b> A: .68" (17.27) B: .75" (19.05)	7 ft.	Office White
Switch and Receptacle Boxes		Catalog Numbers	Color		
<b>1-Gang Low Profile Box</b> For shallow switches and receptacles. See page 97 for recommended plate options.			<b>PT12LPB</b> A: 4.90" (124.46) B: 3.25" (82.55) C: 1.12" (28.45)	Office White	
			<b>PT12SBA</b> A: 4.90" (124.46) B: 3.25" (82.55) C: 1.63" (41.40)	Office White	
<b>1-Gang Standard Box</b> For standard switches and receptacles. See page 97 for recommended plate options.			<b>PT12DBA</b> A: 4.90" (124.46) B: 3.25" (82.55) C: 1.91" (48.51)	Office White	
			<b>PT12TGB</b> A: 4.90" (124.46) B: 5.06" (128.52) C: 1.91" (48.51)	Office White	
<b>1-Gang Deep Box</b> For deep devices or applications where additional room is beneficial. See page 97 for recommended plate options.			<b>PT12LFB</b> A: 5.31" (134.87) B: 1.04" (26.52)	Office White	
			<b>PT12LFB</b> A: 5.31" (134.87) B: 1.04" (26.52)	Office White	
<b>2-Gang Deep Box</b> For deep devices or applications where additional room is beneficial. Uses 2-gang "KP" or "IFP" Plates for power or data applications. See page 97 for recommended plate options.			<b>PT12LFB</b> A: 5.31" (134.87) B: 1.04" (26.52)	Office White	
			<b>PT12LFB</b> A: 5.31" (134.87) B: 1.04" (26.52)	Office White	
Round Box		Catalog Numbers	Color		
<b>Round Lighting Fixture Box</b> To hang fixtures.			<b>PT12LFB</b> A: 5.31" (134.87) B: 1.04" (26.52)	Office White	
			<b>PT12LFB</b> A: 5.31" (134.87) B: 1.04" (26.52)	Office White	



Fittings	Catalog Numbers	Color
<b>Internal Elbow - Cover Only</b> For inside surfaces at right angles.	<b>PT1IE</b> A: 1.34" (34.04) B: 0.89" (22.61) C: 1.34" (34.04)	Office White
<b>External Elbow - Cover Only</b> For outside surfaces at right angles.	<b>PT1EE</b> A: 1.24" (31.50) B: 0.88" (22.35) C: 1.24" (31.50)	Office White
<b>Flat Elbow - Cover Only</b> For right angle turns on same surface.	<b>PT1FE</b> A: 1.33" (33.78) B: 1.33" (33.78) C: 0.74" (18.80)	Office White
<b>Tee - Cover Only</b> For T-connection off PremiseTrak® Raceway.	<b>PT1TC</b> A: 1.77" (44.90) B: 1.33" (33.78) C: 0.74" (18.80)	Office White
<b>Splice Cover</b> For covering potential openings where two lengths of raceway come together.	<b>PT1SC</b> A: 1.00" (25.40) B: 0.89" (22.61) C: 0.74" (18.80)	Office White
<b>End Cap</b> For closing end of raceway.	<b>PT1EC</b> A: 0.88" (22.35) B: 0.74" (18.80) C: 0.89" (22.61)	Office White
<b>Conduit Adapter/Ceiling Fitting</b> For connecting conduit to raceway. Also use for ceiling feeds. Has combination 1/2 in., 3/4 in. and 1 in. trade size KOs.	<b>PT12CA</b> A: 1.64" (41.66) B: 1.62" (41.15) C: 2.50" (63.50)	Office White

Raceway		Catalog Numbers	Length	Color
<b>Base and Cover</b> Single channel raceway. Available in 5 ft. (1.5m) and 7 ft. (2.1m) lengths.		<b>PP1BC5</b> A: 0.77" (19.56) B: 0.84" (21.34)	5 ft.	Office White
		<b>PP1BC7</b> A: 0.77" (19.56) B: 0.84" (21.34)	7 ft.	Office White
<b>Base and Cover (with adhesive)</b> Single channel raceway. Available in 5 ft. (1.5m) and 7 ft. (2.1m) lengths.		<b>PP1ABC5</b> A: 0.77" (19.56) B: 0.84" (21.34)	5 ft.	Office White
		<b>PP1ABC7</b> A: 0.77" (19.56) B: 0.84" (21.34)	7 ft.	Office White
Switch and Receptacle Boxes		Catalog Numbers		Color
<b>1-Gang Low Profile Box</b> For shallow switches and receptacles. See page 97 for recommended plate options.		<b>PDB12LP</b> A: 4.90" (124.46) B: 3.25" (82.55) C: 1.25" (31.75)		Office White
<b>1-Gang Standard Box</b> For standard switches and receptacles. See page 97 for recommended plate options.		<b>PDB12S</b> A: 4.90" (124.46) B: 3.25" (82.55) C: 1.78" (45.21)		Office White
<b>1-Gang Deep Box</b> For deep devices or applications where additional room is beneficial. See page 97 for recommended plate options.		<b>PDB12D</b> A: 4.90" (124.46) B: 3.25" (82.55) C: 2.44" (61.98)		Office White
<b>2-Gang Deep Divided Box</b> For deep switches, receptacles and communication devices. See page 97 for single gang "KP" Plate options. Comes with removable divider.		<b>PDB12TGD</b> A: 4.90" (124.46) B: 5.06" (128.52) C: 2.44" (61.98)		Office White
<b>2-Gang Deep Undivided Box</b> For low voltage applications only. Use with 2-gang "IFP" or "IMF" Plates only. See page 97 for details.		<b>PDB12TGLV</b> A: 4.90" (124.46) B: 5.06" (128.52) C: 2.44" (61.98)		Office White
Round Box		Catalog Numbers		Color
<b>Round Lighting Fixture Box</b> To hang fixtures.		<b>PDB12LF</b> A: 5.31" (134.87) B: 1.29" (32.77)		Office White

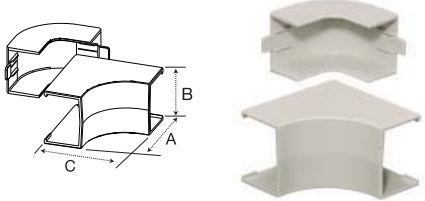
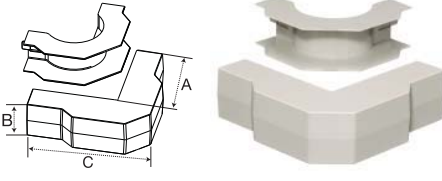
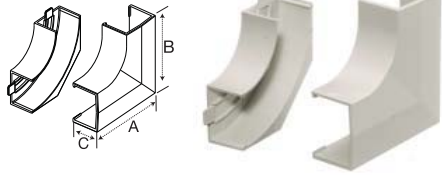
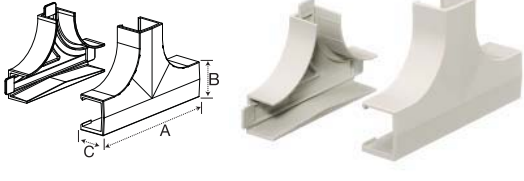
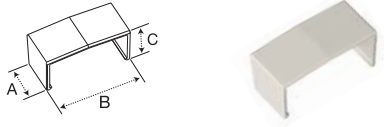
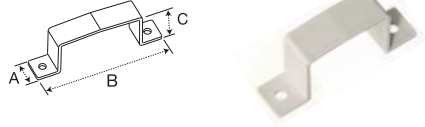

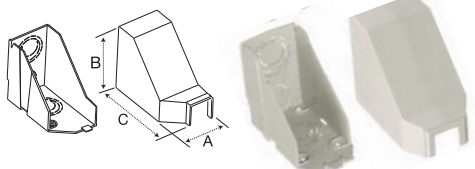
Fittings	Catalog Numbers		
	Cover Only	Base & Cover	Color
<p><b>Internal Elbow</b> Full capacity 1¼ in. bend radius internal elbow.</p> 	<p><b>PP1IE</b> A: 2.40" (60.96) B: 1.03" (26.16) C: 2.40" (60.96)</p>	<p><b>PP1IEBC</b> A: 2.40" (60.96) B: 1.03" (26.16) C: 2.40" (60.96)</p>	Office White
<p><b>External Elbow</b> Full capacity 1¼ in. bend radius external elbow.</p> 	<p><b>PP1EE</b> A: 4.47" (113.54) B: 1.03" (26.16) C: 4.47" (113.54)</p>	<p><b>PP1EEBC</b> A: 4.47" (113.54) B: 1.03" (26.16) C: 4.47" (113.54)</p>	Office White
<p><b>Flat Elbow</b> Full capacity 1¼ in. bend radius flat elbow.</p> 	<p><b>PP1FE</b> A: 2.62" (66.55) B: 2.62" (66.55) C: 0.85" (21.59)</p>	<p><b>PP1FEBC</b> A: 2.62" (66.55) B: 2.62" (66.55) C: 0.85" (21.59)</p>	Office White
<p><b>Tee</b> Full capacity 1¼ in. bend radius tee.</p> 	<p><b>PP1TC</b> A: 4.22" (107.19) B: 2.62" (66.55) C: 0.85" (21.59)</p>	<p><b>PP1TCBC</b> A: 4.22" (107.19) B: 2.62" (66.55) C: 0.85" (21.59)</p>	Office White
<p><b>Splice Cover</b> For covering potential openings where two lengths of raceway come together.</p> 	<p><b>PP1SC</b> A: 1.09" (27.69) B: 1.02" (25.91) C: 0.85" (21.59)</p>		Office White
<p><b>Safety Strap</b> For preventing potential tampering with PP1 PremiseTrak cover. Can also be used as a splice cover.</p> 	<p><b>PP1SS</b> A: 0.62" (15.75) B: 1.94" (49.28) C: 0.86" (21.84)</p>		Office White
<p><b>End Cap</b> For closing end of raceway.</p> 	<p><b>PP1EC</b> A: 1.00" (25.40) B: 0.84" (21.34) C: 0.77" (19.56)</p>		Office White
<p><b>Conduit Adapter/Ceiling Fitting</b> For connecting conduit to raceway. Also use for ceiling feeds. Has combination ½ in., ¾ in. and 1 in. trade size KOs.</p> 		<p><b>PLP1CACF</b> A: 2.29" (58.17) B: 3.31" (84.07) C: 3.90" (99.06)</p>	Office White

# PL1 LANTrak® (Latching) Non-Metallic Raceway



Raceway		Catalog Numbers	Length	Color
<b>Base and Cover</b> Single channel raceway. Available in 5 ft. (1.5m) and 7 ft. (2.1m) lengths.		<b>PL1BC5</b> A: 1.04" (26.42) B: 1.38" (35.05)	5 ft.	Office White
		<b>PL1BC7</b> A: 1.04" (26.42) B: 1.38" (35.05)	7 ft.	Office White
<b>Base and Cover (with adhesive)</b> Single channel raceway. Available in 5 ft. (1.5m) and 7 ft. (2.1m) lengths.		<b>PL1ABC5</b> A: 1.04" (26.42) B: 1.38" (35.05)	5 ft.	Office White
		<b>PL1ABC7</b> A: 1.04" (26.42) B: 1.38" (35.05)	7 ft.	Office White
Switch and Receptacle Boxes		Catalog Numbers	Color	
<b>1-Gang Low Profile Box</b> For shallow switches and receptacles. See page 97 for recommended plate options.		<b>PDB12LP</b> A: 4.90" (124.46) B: 3.25" (82.55) C: 1.25" (31.75)	Office White	
<b>1-Gang Standard Box</b> For standard switches and receptacles. See page 97 for recommended plate options.		<b>PDB12S</b> A: 4.90" (124.46) B: 3.25" (82.55) C: 1.78" (45.21)	Office White	
<b>1-Gang Deep Box</b> For deep devices or applications where additional room is beneficial. See page 97 for recommended plate options.		<b>PDB12D</b> A: 4.90" (124.46) B: 3.25" (82.55) C: 2.44" (61.98)	Office White	
<b>2-Gang Deep Divided Box</b> For deep switches, receptacles and communication devices. See page 97 for single gang "KP" Plate options. Comes with removable divider.		<b>PDB12TGD</b> A: 4.90" (124.46) B: 5.06" (128.52) C: 2.44" (61.98)	Office White	
<b>2-Gang Deep Undivided Box</b> For low voltage applications only. Use with 2-gang "IFP" or "IMF" Plates only. See page 97 for details.		<b>PDB12GLV</b> A: 4.90" (124.46) B: 5.06" (128.52) C: 2.44" (61.98)	Office White	
Round Box		Catalog Numbers	Color	
<b>Round Lighting Fixture Box</b> To hang fixtures.		<b>PDB12LF</b> A: 5.31" (134.87) B: 1.29" (32.77)	Office White	



Fittings	Catalog Numbers		
	Cover Only	Base & Cover	Color
<p><b>Internal Elbow</b> Full capacity 1¼ in. bend radius internal elbow.</p> 	<p><b>PL1IE</b> A: 2.51" (63.75) B: 1.57" (39.88) C: 2.51" (63.75)</p>	<p><b>PL1IEBC</b> A: 2.51" (63.75) B: 1.57" (39.88) C: 2.51" (63.75)</p>	Office White
<p><b>External Elbow</b> Full capacity 1¼ in. bend radius external elbow.</p> 	<p><b>PL1EE</b> A: 5.06" (128.52) B: 1.57" (39.88) C: 5.06" (128.52)</p>	<p><b>PL1EEBC</b> A: 5.06" (128.52) B: 1.57" (39.88) C: 5.06" (128.52)</p>	Office White
<p><b>Flat Elbow</b> Full capacity 1¼ in. bend radius flat elbow.</p> 	<p><b>PL1FE</b> A: 3.19" (81.03) B: 3.19" (81.03) C: 1.11" (28.19)</p>	<p><b>PL1FEBC</b> A: 3.19" (81.03) B: 3.19" (81.03) C: 1.11" (28.19)</p>	Office White
<p><b>Tee</b> Full capacity 1¼ in. bend radius tee.</p> 	<p><b>PL1TC</b> A: 4.75" (120.65) B: 3.15" (80.01) C: 1.11" (28.19)</p>	<p><b>PL1TCBC</b> A: 4.75" (120.65) B: 3.15" (80.01) C: 1.11" (28.19)</p>	Office White
<p><b>Splice Cover</b> For covering potential openings where two lengths of raceway come together.</p> 	<p><b>PL1SC</b> A: 1.12" (28.45) B: 1.55" (39.37) C: 1.11" (28.19)</p>		Office White
<p><b>Safety Strap</b> For preventing potential tampering with PL1 LANTrak cover. Can also be used as a splice cover.</p> 	<p><b>PL1SS</b> A: 0.62" (15.75) B: 2.68" (68.07) C: 1.12" (28.45)</p>		Office White
<p><b>End Cap</b> For closing end of raceway.</p> 	<p><b>PL1EC</b> A: 1.00" (25.40) B: 1.39" (35.31) C: 1.04" (26.42)</p>		Office White
<p><b>Conduit Adapter/Ceiling Fitting</b> For connecting conduit to raceway. Also use for ceiling feeds. Has combination ½ in., ¾ in. and 1 in. trade size KOs.</p> 		<p><b>PLP1CACF</b> A: 2.29" (58.17) B: 3.31" (84.07) C: 3.90" (99.06)</p>	Office White

## Raceway

Raceway		Catalog Numbers	Length	Color
<b>Base and Cover</b> Single channel raceway. Available in 5 ft. (1.5m) and 7 ft. (2.1m) lengths.		<b>PW1BC5</b> A: .50" (12.70) B: 1.19" (30.23)	5 ft.	Office White
		<b>PW1BC7</b> A: .50" (12.70) B: 1.19" (30.23)	7 ft.	Office White

<b>Base and Cover (with adhesive)</b> Single channel raceway. Available in 5 ft. (1.5m) and 7 ft. (2.1m) lengths.		<b>PW1ABC5</b> A: .50" (12.70) B: 1.19" (30.23)	5 ft.	Office White
		<b>PW1ABC7</b> A: .50" (12.70) B: 1.19" (30.23)	7 ft.	Office White

## Boxes

Boxes		Catalog Numbers	Color
<b>1-Gang Low Profile Box</b> For shallow switches and receptacles. See page 97 for recommended plate options.		<b>PW1LPB</b> A: 4.90" (124.46) B: 3.25" (82.55) C: 1.13" (28.70)	Office White

<b>1-Gang Standard Box</b> For standard switches and receptacles. See page 97 for recommended plate options.		<b>PW1SBA</b> A: 4.90" (124.46) B: 3.25" (82.55) C: 1.63" (41.40)	Office White
---	--	--	--------------

<b>1-Gang Deep Box</b> For deep devices or applications where additional room is beneficial. See page 97 for recommended plate options.		<b>PW1DBA</b> A: 4.90" (124.46) B: 3.25" (82.55) C: 1.91" (48.51)	Office White
--	--	--	--------------

<b>2-Gang Deep Box</b> For deep devices or applications where additional room is beneficial. Uses 2-gang "KP" or "IFP" Plates for power or data applications. See page 97 for recommended plate options.		<b>PW1TGB</b> A: 4.90" (124.46) B: 5.06" (128.52) C: 1.91" (48.51)	Office White
---	--	---	--------------

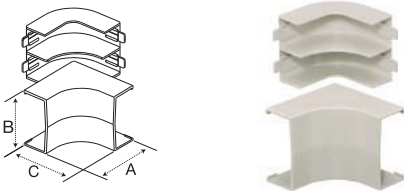
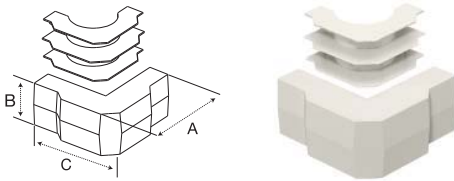
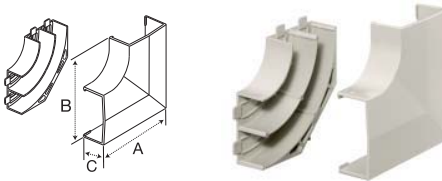
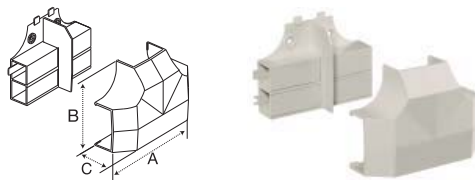
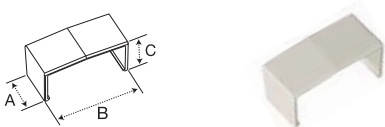
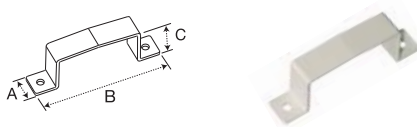
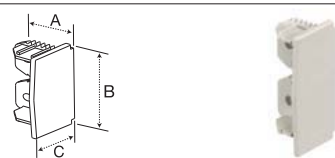
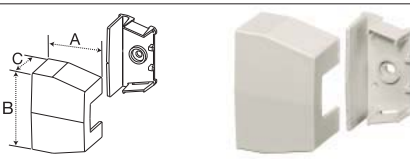
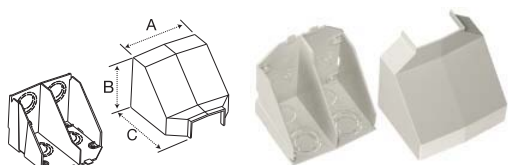
## Round Box

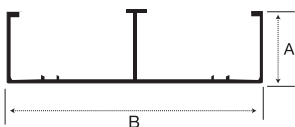
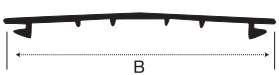
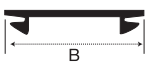

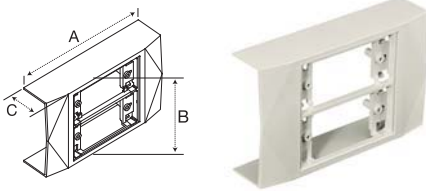


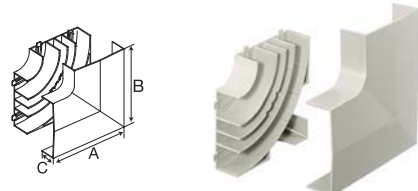
Round Box		Catalog Numbers	Color
<b>Round Lighting Fixture Box</b> To hang fixtures.		<b>PW1LFB</b> A: 5.31" (134.87) B: 1.04" (26.52)	Office White

Fittings	Catalog Numbers	Color
<p><b>Internal Elbow - Cover Only</b> For inside surfaces at right angles.</p>	<p><b>PW1IE</b> A: 1.75" (44.45) B: 1.43" (36.32) C: 1.75" (44.45)</p>	Office White
<p><b>External Elbow - Cover Only</b> For outside surfaces at right angles.</p>	<p><b>PW1EE</b> A: 1.50" (38.10) B: 1.43" (36.32) C: 1.50" (38.10)</p>	Office White
<p><b>Flat Elbow - Cover Only</b> For right angle turns on same surface.</p>	<p><b>PW1FE</b> A: 2.18" (55.37) B: 2.18" (55.37) C: .60" (15.24)</p>	Office White
<p><b>Tee - Cover Only</b> For T-connection off PremiseTrak® Raceway.</p>	<p><b>PW1TC</b> A: 2.93" (74.42) B: 2.18" (55.37) C: .60" (15.24)</p>	Office White
<p><b>Splice Cover</b> For covering potential openings where two lengths of raceway come together.</p>	<p><b>PW1SC</b> A: 1.00" (25.40) B: 1.43" (36.32) C: .60" (15.24)</p>	Office White
<p><b>End Cap</b> For closing end of raceway.</p>	<p><b>PW1EC</b> A: 1.00" (25.40) B: 1.24" (31.50) C: .50" (12.70)</p>	Office White
<p><b>Conduit Adapter/Ceiling Fitting</b> For connecting conduit to raceway. Also use for ceiling feeds. Has ½ in. trade size KO and combination ½ in. and ¾ in. trade size KOs.</p>	<p><b>PW1CA</b> A: 1.40" (35.56) B: 2.34" (59.44) C: 3.22" (81.79)</p>	Office White

Raceway		Catalog Numbers	Length	Color
<b>Base and Cover</b> Two channel raceway. Available in 5 ft. (1.5m) and 7 ft. (2.1m) lengths.		<b>PW2BC5</b> A: 1.04" (26.42) B: 2.12" (53.85)	5 ft.	Office White
		<b>PW2BC7</b> A: 1.04" (26.42) B: 2.12" (53.85)	7 ft.	Office White
<b>Base and Cover (with adhesive)</b> Two channel raceway. Available in 5 ft. (1.5m) and 7 ft. (2.1m) lengths.		<b>PW2ABC5</b> A: 1.04" (26.42) B: 2.12" (53.85)	5 ft.	Office White
		<b>PW2ABC7</b> A: 1.04" (26.42) B: 2.12" (53.85)	7 ft.	Office White
Switch and Receptacle Boxes		Catalog Numbers	Color	
<b>1-Gang Low Profile Box</b> For shallow switches and receptacles. See page 97 for recommended plate options.		<b>PDB12LP</b> A: 4.90" (124.46) B: 3.25" (82.55) C: 1.25" (31.75)	Office White	
		<b>PDB12S</b> A: 4.90" (124.46) B: 3.25" (82.55) C: 1.78" (45.21)	Office White	
<b>1-Gang Standard Box</b> For standard switches and receptacles. See page 97 for recommended plate options. If using dual services, the <b>PDB1DIV</b> must be ordered.		<b>PDB12D</b> A: 4.90" (124.46) B: 3.25" (82.55) C: 2.44" (61.98)	Office White	
		<b>PDB1DIV</b> A: 2.79" (70.86) B: 1.40" (35.56) C: 0.94" (23.88)	Office White	
<b>1-Gang Deep Box</b> For deep devices or applications where additional room is beneficial. See page 97 for recommended plate options. If using dual services, the <b>PDB1DIV</b> must be ordered.		<b>PDB12TGD</b> A: 4.90" (124.46) B: 5.06" (128.52) C: 2.44" (61.98)	Office White	
		<b>PDB2DIV</b> A: 4.62" (117.35) B: 2.76" (70.10) C: 0.94" (23.88)	Office White	
<b>1-Gang Divider</b> For use with <b>PDB12S</b> and <b>PDB12D</b> 1-gang boxes. Required when two services are passing through box.		<b>PDB12TGLV</b> A: 4.90" (124.46) B: 5.06" (128.52) C: 2.44" (61.98)	Office White	
		<b>PDB12TGLV</b> A: 4.90" (124.46) B: 5.06" (128.52) C: 2.44" (61.98)	Office White	
<b>2-Gang Deep Divided Box</b> For deep devices or applications where additional room is beneficial. See page 97 for single gang "KP" Plate options. Comes with removable divider. If using dual services, the <b>PDB2DIV</b> must be ordered.		<b>PDB2DIV</b> A: 4.62" (117.35) B: 2.76" (70.10) C: 0.94" (23.88)	Office White	
		<b>PDB12TGLV</b> A: 4.90" (124.46) B: 5.06" (128.52) C: 2.44" (61.98)	Office White	
<b>2-Gang Divider</b> For use with <b>PDB12TGD</b> 2-gang box only. Required when two services are passing through box and mounting devices perpendicular to raceway.		<b>PDB12LF</b> A: 5.31" (134.87) B: 1.29" (32.77)	Office White	
		<b>PDB12LF</b> A: 5.31" (134.87) B: 1.29" (32.77)	Office White	
<b>2-Gang Deep Undivided Box</b> For low voltage applications only. Use with 2-gang "IFP" or "IMF" Plates only. See page 97 for details.				
Round Box		Catalog Numbers	Color	
<b>Round Lighting Fixture Box</b> To hang fixtures.				



Fittings	Catalog Numbers		
	Cover Only	Base & Cover	Color
<p><b>Internal Elbow</b> Full capacity 1¼ in. bend radius internal elbow.</p> 	<p><b>PW2IE</b> A: 2.83" (71.88) B: 2.32" (58.93) C: 2.83" (71.88)</p>	<p><b>PW2IEBC</b> A: 2.83" (71.88) B: 2.32" (58.93) C: 2.83" (71.88)</p>	Office White
<p><b>External Elbow</b> Full capacity 1¼ in. bend radius external elbow.</p> 	<p><b>PW2EE</b> A: 5.00" (127.00) B: 2.32" (58.93) C: 5.00" (127.00)</p>	<p><b>PW2EEBC</b> A: 5.00" (127.00) B: 2.32" (58.93) C: 5.00" (127.00)</p>	Office White
<p><b>Flat Elbow</b> Full capacity 1¼ in. bend radius flat elbow.</p> 	<p><b>PW2FE</b> A: 3.94" (100.08) B: 3.94" (100.08) C: 1.11" (28.19)</p>	<p><b>PW2FEBC</b> A: 3.94" (100.08) B: 3.94" (100.08) C: 1.11" (28.19)</p>	Office White
<p><b>Tee</b> Full capacity 1¼ in. bend radius tee.</p> 	<p><b>PW2TC</b> A: 5.42" (137.67) B: 3.91" (99.31) C: 1.90" (48.26)</p>	<p><b>PW2TCBC</b> A: 5.42" (137.67) B: 3.91" (99.31) C: 1.90" (48.26)</p>	Office White
<p><b>Splice Cover</b> For covering potential openings where two lengths of raceway come together.</p> 	<p><b>PW2SC</b> A: 1.11" (28.19) B: 2.30" (58.42) C: 1.11" (28.19)</p>		Office White
<p><b>Safety Strap</b> For preventing potential tampering with PW2 WallTrak Cover. Can also be used as a splice cover.</p> 	<p><b>PW2SS</b> A: 0.62" (15.75) B: 3.43" (87.12) C: 1.12" (28.45)</p>		Office White
<p><b>End Cap</b> For closing end of PW2 WallTrak Raceway.</p> 	<p><b>PW2EC</b> A: 1.00" (25.40) B: 2.14" (54.36) C: 1.04" (26.42)</p>		Office White
<p><b>Reducer</b> Reduces from PW2 WallTrak Raceway to one or two PP1 PremiseTrak Raceway(s).</p> 		<p><b>PW2RED</b> A: 1.62" (41.15) B: 2.40" (60.96) C: 1.15" (29.21)</p>	Office White
<p><b>Conduit Adapter/Ceiling Fitting</b> For connecting conduit to raceway. Also use for ceiling feeds. Has combination ½ in., ¾ in. and 1 in. trade size KOs.</p> 		<p><b>PW2CACF</b> A: 4.18" (106.17) B: 3.32" (84.33) C: 4.20" (106.68)</p>	Office White

Raceway		Catalog Numbers	Length	Color
<b>Base</b> Two channel raceway. Available in 5 ft. (1.5m) and 10 ft. (3m) lengths.		<b>PB2B5</b> A: 1.42" (36.07) B: 4.50" (114.30)	5 ft.	Office White
		<b>PB2B10</b> A: 1.42" (36.07) B: 4.50" (114.30)	10 ft.	Office White
Assembled cover and base dimensions. W: 4.50" (114.30) H: 1.63" (41.40)				
<b>Cover</b> Cover allows access to multiple channels. Available in 5 ft. (1.5m) and 10 ft. (3m) lengths.		<b>PB2C5</b> B: 4.50" (114.30)	5 ft.	Office White
		<b>PB2C10</b> B: 4.50" (114.30)	10 ft.	Office White
<b>Split Cover</b> Cover allows separation of channels and access to a single channel. Available in 5 ft. (1.5m) and 10 ft. (3m) lengths. Two split covers are required for each raceway section.		<b>PB2SPL5</b> B: 2.22" (56.39)	5 ft.	Office White
		<b>PB2SPL10</b> B: 2.22" (56.39)	10 ft.	Office White
<b>Wire Clip</b> For holding conductors in place.		<b>PB2WC</b>		Office White
<b>Box</b>		<b>Catalog Numbers</b>	<b>Color</b>	
<b>2-Gang In-Line Box</b> For switches, receptacles and communication devices. Provides flush look. See page 97 for recommended "KP" Plate options.		<b>PB2IND2G</b> A: 7.66" (194.56) B: 4.74" (120.40) C: 1.84" (46.74)		Office White
<b>Fittings</b>		<b>Catalog Numbers</b>	<b>Color</b>	
<b>Internal Elbow - Base and Cover</b> Full capacity 1¼ in. bend radius internal elbow.		<b>PB3IEBCA</b> A: 4.36" (110.74) B: 4.72" (119.89) C: 4.36" (110.74)		Office White
<b>External Elbow - Base and Cover</b> Full capacity 1¼ in. bend radius external elbow.		<b>PB3EEBCA</b> A: 6.48" (164.59) B: 4.72" (119.89) C: 6.48" (164.59)		Office White
<b>Flat Elbow - Base and Cover</b> Full capacity 1¼ in. bend radius flat elbow.		<b>PB3FEBCA</b> A: 7.64" (194.66) B: 7.64" (194.66) C: 1.71" (43.43)		Office White

Fittings	Catalog Numbers	Color
<b>Tee - Base and Cover</b> Full capacity 1¼ in. bend radius tee.	<b>PB3TCBCA</b> A: 7.37" (187.20) B: 7.08" (179.83) C: 2.72" (69.09)	Office White
<b>Splice Cover</b> For covering potential openings where two lengths of raceway come together.	<b>PB3SC</b> A: 1.56" (39.62) B: 4.74" (120.40) C: 1.69" (42.93)	Office White
<b>Safety Strap</b> For preventing potential tampering with PB2 BaseTrak Cover. Can also be used as a splice cover.	<b>PB3SS</b> A: 1.50" (38.10) B: 6.01" (152.65) C: 1.74" (44.20)	Office White
<b>End Cap</b> For closing end of PB2 BaseTrak Raceway.	<b>PB3ECA</b> A: 2.02" (51.31) B: 4.68" (118.97) C: 1.72" (43.69)	Office White
<b>Reducer</b> Reduces from PB2 BaseTrak Raceway to PW2 WallTrak Raceway.	<b>PB3REDA</b> A: 3.50" (88.90) B: 4.72" (119.89) C: 1.73" (43.94)	Office White
<b>Conduit Adapter/Ceiling Fitting</b> For connecting conduit to raceway. Also use for ceiling feeds. Has combination ½ in., ¾ in., 1 in., 1¼ in. and 1½ in. trade size KOs.	<b>PB2CACF</b> A: 4.72" (119.89) B: 5.22" (132.70) C: 6.30" (160.02)	Office White
<b>Transition Fitting</b> Transitions horizontal PB2 BaseTrak to vertical PW2 WallTrak, PL1 LANTrak or PP1 PremiseTrak.	<b>PB3TRBC</b> A: 3.22" (81.79) B: 7.28" (184.91) C: 2.42" (61.47)	Office White
<b>Surface Panel Connector</b> For connecting PB2 Raceway with surface type panel boxes.	<b>PB3SPCA</b> A: 2.22" (56.39) B: 5.66" (143.76) C: 1.60" (40.64)	Office White

Raceway		Catalog Numbers	Length	Color	
<b>Base and Cover</b> Three channel raceway. Available in 5 ft. (1.5m) and 10 ft. (3m) lengths.			<b>PB3BC5</b> A: 1.63" (41.40) B: 4.50" (114.30)	5 ft.	Office White
			<b>PB3BC10</b> A: 1.63" (41.40) B: 4.50" (114.30)	10 ft.	Office White

<b>Wire Clip</b> For holding conductors in place.		<b>PB3WC</b>	Office White
--	--	--------------	--------------

Boxes		Catalog Numbers	Color	
<b>1-Gang In-Line Box</b> For switches, receptacles and communication devices. Provides flush look. See page 97 for recommended plate options.			<b>PB3IND</b> A: 7.70" (195.58) B: 4.84" (122.94) C: 2.02" (51.31)	Office White

<b>2-Gang In-Line Box</b> For switches, receptacles and communication devices. Barriers allow separation of power and datacom. Removal of barriers allows for expanded capacity. See page 97 for recommended plate options.			<b>PB3IND2G</b> A: 7.00" (177.80) B: 4.75" (120.65) C: 3.22" (81.78)	Office White
--	--	--	---	--------------

<b>1-Gang Full Capacity Box</b> 1-Gang box that allows full capacity from PB3 Raceway to box for either power or datacom applications. See page 97 for recommended plate options.			<b>PB3FCIB</b> A: 4.38" (111.25) B: 4.80" (121.92) C: 3.17" (80.52)	Office White
--	--	--	--	--------------

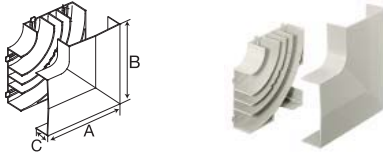

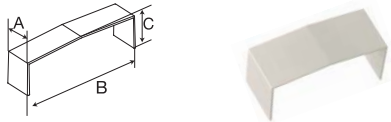
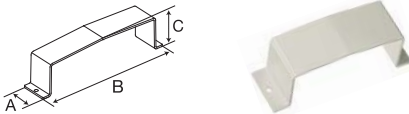
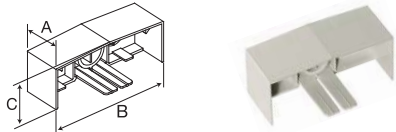
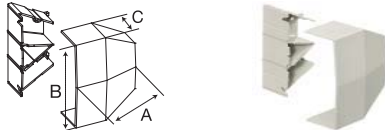

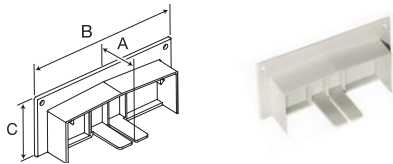
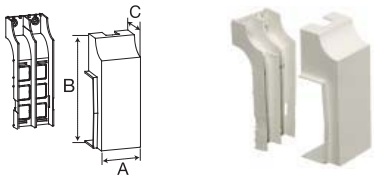
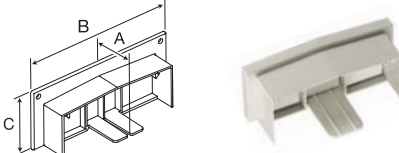
<b>2-Gang Full Capacity Box</b> 2-Gang box that allows full capacity from PB3 Raceway to box for any combination of power and datacom applications. See page 97 for recommended plate options.			<b>PB3FCIB2G</b> A: 7.20" (182.88) B: 4.80" (121.92) C: 3.17" (80.52)	Office White
---	--	--	--	--------------

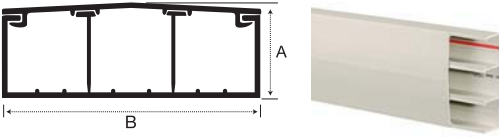
<b>3-Gang Full Capacity Box</b> 3-Gang box that allows full capacity from PB3 Raceway to box for any combination of power and datacom applications. See page 97 for recommended plate options.			<b>PB3FCIB3G</b> A: 9.96" (252.98) B: 4.80" (121.92) C: 3.17" (80.52)	Office White
---	--	--	--	--------------

Fittings	Catalog Numbers		Color		
	Cover Only	Base & Cover			
<b>Internal Elbow</b> Full capacity 1¼ in. bend radius internal elbow.			<b>PB3IE</b> A: 4.36" (110.74) B: 4.72" (119.89) C: 4.36" (110.74)	<b>PB3IEBCA</b> A: 4.36" (110.74) B: 4.72" (119.89) C: 4.36" (110.74)	Office White

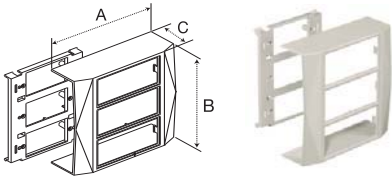
<b>External Elbow</b> Full capacity 1¼ in. bend radius external elbow.			<b>PB3EE</b> A: 6.48" (164.59) B: 4.72" (119.89) C: 6.48" (164.59)	<b>PB3EEBCA</b> A: 6.48" (164.59) B: 4.72" (119.89) C: 6.48" (164.59)	Office White
---	--	--	---	--	--------------

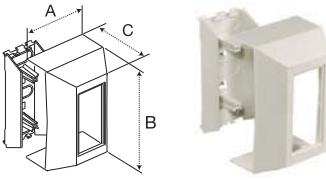


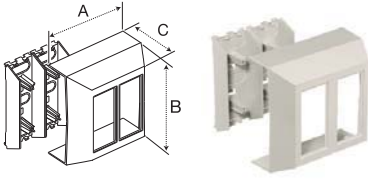
Fittings	Catalog Numbers		
	Cover Only	Base & Cover	Color
<p><b>Flat Elbow</b> Full capacity 1¼ in. bend radius flat elbow.</p> 	<p><b>PB3FE</b> A: 7.64" (194.66) B: 7.64" (194.66) C: 1.71" (43.43)</p>	<p><b>PB3FEBCA</b> A: 7.64" (194.66) B: 7.64" (194.66) C: 1.71" (43.43)</p>	Office White
<p><b>Tee</b> Full capacity 1¼ in. bend radius tee.</p> 		<p><b>PB3TCBCA</b> A: 7.37" (187.20) B: 7.08" (179.83) C: 2.72" (69.09)</p>	Office White
<p><b>Splice Cover</b> For covering potential openings where two lengths of raceway come together.</p> 	<p><b>PB3SC</b> A: 1.56" (39.62) B: 4.74" (120.40) C: 1.69" (42.93)</p>		Office White
<p><b>Safety Strap</b> Prevents potential tampering with PB3 BaseTrak Cover. Can also be used as a splice cover.</p> 	<p><b>PB3SS</b> A: 1.50" (38.10) B: 6.01" (152.65) C: 1.74" (44.20)</p>		Office White
<p><b>End Cap</b> For closing end of PB3 BaseTrak Raceway.</p> 	<p><b>PB3ECA</b> A: 2.02" (51.31) B: 4.68" (118.97) C: 1.72" (43.69)</p>		Office White
<p><b>Reducer</b> Reduces from PB3 BaseTrak Raceway to PW2 WallTrak Raceway.</p> 		<p><b>PB3REDA</b> A: 3.50" (88.90) B: 4.72" (119.89) C: 1.73" (43.94)</p>	Office White
<p><b>Conduit Adapter/Ceiling Fitting</b> For connecting conduit to raceway. Also use for ceiling feeds. Has combination ½ in., ¾ in., 1 in., 1¼ in. and 1½ in. trade size KOs.</p> 		<p><b>PB3CACF</b> A: 4.72" (119.89) B: 5.22" (132.70) C: 6.30" (160.02)</p>	Office White
<p><b>Surface Panel Connector</b> For connecting PB3 Raceway with surface type panel boxes.</p> 	<p><b>PB3SPCA</b> A: 2.22" (56.39) B: 5.66" (143.76) C: 1.60" (40.64)</p>		Office White
<p><b>Transition Fitting</b> Transitions horizontal PB3 BaseTrak to vertical PW2 WallTrak, PL1 LANTrak or PP1 PremiseTrak.</p> 		<p><b>PB3TRBC</b> A: 3.22" (81.79) B: 7.28" (184.91) C: 2.42" (61.47)</p>	Office White
<p><b>Transition Fitting</b> Transitions from BT3 (old style) BaseTrak Raceway to PB3 (new style) BaseTrak Raceway.</p> 	<p><b>BTPB3TF</b> A: 2.22" (56.39) B: 5.66" (143.76) C: 1.35" (34.29)</p>		Office White

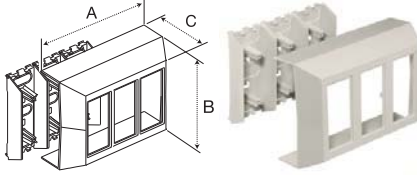
Raceway		Catalog Numbers	Length	Color
<b>Base and Cover</b> Three channel raceway. Available in 5 ft. (1.5m) and 10 ft. (3m) lengths.		<b>PS3BC5</b> A: 1.97" (50.04) B: 6.70" (170.18)	5 ft.	Office White
		<b>PS3BC10</b> A: 1.97" (50.04) B: 6.70" (170.18)	10 ft.	Office White

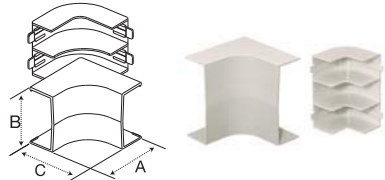
<b>Wire Clip</b> For holding conductors in place.		<b>PS3WC</b>		Office White
--	---	--------------	--	--------------

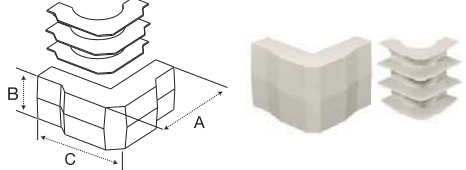
Boxes		Catalog Numbers	Color	
<b>3-Gang In-Line Box</b> For any combination of power and datacom applications. Provides flush look. See page 97 for recommended plate options.		<b>PS3IND</b> A: 7.00" (177.80) B: 6.95" (176.53) C: 2.28" (57.91)		Office White

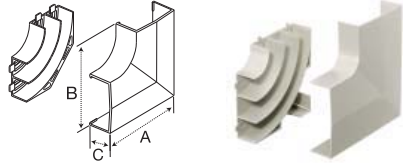

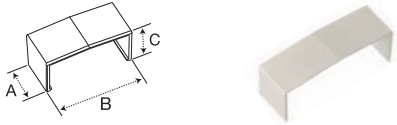
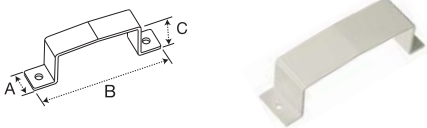
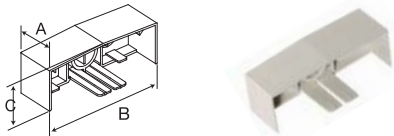


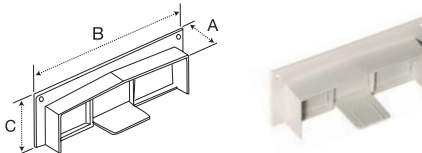
<b>1-Gang Full Capacity Box</b> 1-Gang box that allows full capacity from PS3 Raceway to box for either power or datacom applications. See page 97 for recommended plate options.		<b>PS3FCIB</b> A: 4.38" (111.25) B: 6.95" (176.53) C: 3.46" (87.88)		Office White
--	---	--	--	--------------

<b>2-Gang Full Capacity Box</b> 2-Gang box that allows full capacity from PS3 Raceway to box for any combination of power and datacom applications. See page 97 for recommended plate options.		<b>PS3FCIB2G</b> A: 7.20" (182.88) B: 6.95" (176.53) C: 3.46" (87.88)		Office White
---	---	--	--	--------------

<b>3-Gang Full Capacity Box</b> 3-Gang box that allows full capacity from PS3 Raceway to box for any combination of power and datacom applications. See page 97 for recommended plate options.		<b>PS3FCIB3G</b> A: 9.96" (252.98) B: 6.95" (176.53) C: 3.46" (87.88)		Office White
---	---	--	--	--------------

Fittings		Catalog Numbers		Color
		Cover Only	Base & Cover	
<b>Internal Elbow</b> Full capacity 1¼ in. bend radius internal elbow.		<b>PS3IE</b> A: 4.36" (110.74) B: 6.93" (176.02) C: 4.36" (110.74)	<b>PS3IEBC</b> A: 4.36" (110.74) B: 6.93" (176.02) C: 4.36" (110.74)	Office White

<b>External Elbow</b> Full capacity 1¼ in. bend radius external elbow.		<b>PS3EE</b> A: 6.81" (172.97) B: 6.93" (176.02) C: 6.81" (172.97)	<b>PS3EEBC</b> A: 6.81" (172.97) B: 6.93" (176.02) C: 6.81" (172.97)	Office White
---	---	---	---	--------------

Fittings	Catalog Numbers		
	Cover Only	Base & Cover	Color
<p><b>Flat Elbow</b> Full capacity 1¼ in. bend radius flat elbow.</p> 	<p><b>PS3FE</b> A: 9.85" (250.19) B: 9.85" (250.19) C: 2.08" (52.83)</p>	<p><b>PS3FEBC</b> A: 9.85" (250.19) B: 9.85" (250.19) C: 2.08" (52.83)</p>	Office White
<p><b>Tee</b> Full capacity 1¼ in. bend radius tee.</p> 		<p><b>PS3TCBC</b> A: 10.00" (254.00) B: 9.68" (245.87) C: 3.30" (83.82)</p>	Office White
<p><b>Splice Cover</b> For covering potential openings where two lengths of raceway come together.</p> 	<p><b>PS3SC</b> A: 1.56" (39.62) B: 6.95" (176.53) C: 2.03" (51.62)</p>		Office White
<p><b>Safety Strap</b> Prevents potential tampering with PS3 Super BaseTrak cover. Can also be used as a splice cover.</p> 	<p><b>PS3SS</b> A: 1.50" (38.10) B: 8.24" (209.30) C: 2.08" (52.85)</p>		Office White
<p><b>End Cap</b> For closing end of PS3 Super BaseTrak Raceway.</p> 	<p><b>PS3EC</b> A: 1.50" (38.10) B: 6.88" (174.75) C: 2.06" (52.32)</p>		Office White
<p><b>Reducer</b> Reduces from PS3 Super BaseTrak Raceway to PB3 BaseTrak Raceway.</p> 		<p><b>PS3RED</b> A: 4.81" (122.17) B: 6.93" (176.02) C: 2.05" (52.07)</p>	Office White
<p><b>Conduit Adapter/Ceiling Fitting</b> For connecting conduit to raceway. Also use for ceiling feeds. Has combination ½ in., ¾ in., 1 in., 1¼ in. and 1½ in. trade size KOs.</p> 		<p><b>PS3CACF</b> A: 6.93" (176.02) B: 4.32" (109.73) C: 6.29" (159.77)</p>	Office White
<p><b>Surface Panel Connector</b> To connect PS3 Raceway with surface type panel boxes.</p> 	<p><b>PS3SPC</b> A: 1.00" (25.40) B: 7.87" (199.90) C: 2.54" (64.52)</p>		Office White

## Non-Metallic PlugTrak® - 5 Ft. Base and Cover



Catalog Numbers	Amps	Circuits	# Duplex Receptacles	Receptacle Spacing (in.)
PT155112	15	Single	5	12
PT155212	15	Two	5	12
PT155115	15	Single	4	15
PT155130	15	Single	2	30
PT205112	20	Single	5	12
PT205212	20	Two	5	12
PT205115	20	Single	4	15
PT205215	20	Two	4	15
PT205130	20	Single	2	30

Note: Each Non-Metallic PlugTrak is supplied with one **PL1EC** End Cap and "IG" stickers for Isolated Ground applications.

## Non-Metallic PlugTrak® - 6 Ft. Base and Cover



Catalog Numbers	Amps	Circuits	# Duplex Receptacles	Receptacle Spacing (in.)
PT156112	15	Single	6	12
PT156212	15	Two	6	12
PT156118	15	Single	4	18
PT156124	15	Single	3	24
PT206106	20	Single	12	6
PT206206	20	Two	12	6
PT206112	20	Single	6	12
PT206212	20	Two	6	12
PT206118	20	Single	4	18
PT206218	20	Two	4	18
PT206124	20	Single	3	24
PT206224	20	Two	3	24
PT206136	20	Single	2	36

Note: Each Non-Metallic PlugTrak is supplied with one **PL1EC** End Cap and "IG" stickers for Isolated Ground applications.

## Non-Metallic Portable PlugTrak®



Catalog Numbers	Amp	Length (ft.)	Cord Length (ft.)	# Duplex Receptacles
PT153112P	15	3	6	3
PT155112P	15	5	6	5
PT203112P	20	3	6	3
PT205112P	20	5	6	5

**PL1MC** (Mounting Clip)

Note: Includes on/off switch and circuit breaker.

### Boxes Catalog Numbers

1-Gang Low Profile **PDB12LP**



1-Gang Standard **PDB12S**



1-Gang Deep **PDB12D**



2-Gang Deep Divided **PDB12TGD**



Round Lighting Fixture **PDB12LF**



### Fittings Catalog Numbers

Internal Elbow Base and Cover **PL1IEBC**



Internal Elbow Cover Only **PL1IE**



External Elbow Base and Cover **PL1EEBC**



### Fittings Catalog Numbers

External Elbow Cover Only **PL1EE**



Flat Elbow Base and Cover **PL1FEBC**



Flat Elbow Cover Only **PL1FE**



Teel Base and Cover **PL1TCBC**



Teel Cover Only **PL1TC**



Splice Cover **PL1SC**



Safety Strap **PL1SS**



End Cap **PL1EC**



Conduit Adapter/Ceiling Fitting **PLP1CACF**





## 1-Gang "KP" Plates



Note: \*Accepts all iSTATION™ Modules located on pages 166 and 167.

## 2-Gang "KP" Plates (For use with PT12TGB only)



## Keystone "IFP" Plates

### 1-Gang Plates



### 2-Gang Plates



## Communication Plates and Frames




## iSTATION™ Frames and Modules

Front loading plate will accept any modules in three unit combinations. Angled fixtures to be used in bottom opening only. See pages 166 and 167 for complete iSTATION™ Module offering.



## Snap Fit Connector Fittings

Snap Fit connectors to be used with any plate with a standard keystone opening. Not recommended for use with KP plates. For KP applications use **KPIMBZOW** bezel and appropriate iSTATION™ Modules located on pages 166 and 167. Use appropriate iSTATION™ Module for SC fiber adapters. See pages 164 and 165 for complete Snap Fit offering.



## Xcelerator® Keystone Jacks

Cat. 5e, Office White  
T568A, T568B, RJ45  
**HXJ5EOW**



Cat. 6, Office White  
T568A, T568B, RJ45  
**HXJ6OW**



6 Position USOC,  
Office White, RJ25  
**HXJUOW**



Jack Color Options (Replaces OW Suffix)



Panduit® and Mini-Com® are registered trademarks of Panduit Corp.  
Ortronics® and Series II® are registered trademarks of Ortronics/Legrand.

Non-Metallic Raceway Wire Fill Capacities															
		Power (THHN/T90 Nylon)			Voice		Data (Copper Cables)					Data (Multimode Fiber Optic Cables)			
		14 AWG	12 AWG	10 AWG	4-Pair	25-Pair	Type RG59U	Cat. 5e	Cat. 6	Cat. 6A	Cat. 6 STP	(2) or (4) Fiber Round Cable	Fiber Optic Jumpers	Fiber Optic Zip Cord	
		Wire O.D. (in.):	0.111	0.13	0.164	0.19	0.41	0.242	0.21	0.25	0.35	0.29	0.19	0.118	.12 X .24
		Wire Area (sq. in.):	0.0097	0.0133	0.0211	0.0283	0.1320	0.0460	0.0346	0.0491	0.0962	0.0660	0.0283	0.0109	0.0288
Series	Channel	Channel Area (sq. in.)	Wire Fill Capacity			40%	40%	40%	40%	40%	40%	40%	40%	40%	40%
PT1	A	0.29	5	8	5	4	1	3	3	2	1	2	4	11	4
PP1	A	0.38	12	11	8	5	1	3	4	3	2	2	5	14	5
PL1	A	1.03	42	34	22	15	3	9	12	8	4	6	15	38	14
PW1	A	0.30	6	10	4	4	0	2	3	2	1	2	4	11	4
PW2	A+B	1.60	41	36	22	23	5	14	18	13	7	10	23	59	22
	A	0.81	12	22	12	11	2	7	9	7	3	5	11	30	11
	B	0.79	12	22	10	11	2	7	9	6	3	5	11	29	11
PB2	A+B	5.72	60	36	45	81	17	50	66	47	24	35	81	210	79
	A or B	2.86	42	30	28	40	9	25	33	23	12	17	40	105	40
PB3	A+B+C	5.57	60	36	45	79	17	48	64	45	23	34	79	204	77
	A or C	1.80	42	30	28	25	5	16	21	15	7	11	25	66	25
	B	1.97	42	30	28	28	6	17	23	16	8	12	28	72	27
PS3	A+B+C	10.58	72	66	78	150	32	92	122	86	44	64	150	388	147
	A or C	3.41	42	36	42	48	10	30	39	28	14	21	48	125	47
	B	3.76	42	36	42	53	11	33	43	31	16	23	53	138	52

Note: Pathway (Raceway) fill shall be 40% Maximum. Raceway fittings and outlets/receptacles reduce the cross section of the raceway system, thus reducing overall cable fill capacity.

Recommended Plate to Box Compatibility Selection Chart																
Non-Metallic Raceway Box Series		PS3 Series				PB3 Series					PB2 Series	PDB12 Series			PT12 & PW1 Series	
Plate Style	Sample Catalog No.	IND	FCIB	FCIB2G	FCIB3G	IND	IND2G	FCIB	FCIB2G	FCIB3G	IND2G	LP, S, D	TGD	TGLV	LP(B), S(BA), D(BA)	TGB
1-Gang KP Series Plate	KP8	X	X	X	X	X	X	X	X	X	X	X	X		X	
1-Gang KP Series Bezel	KPIMBZ	X	X	X	X	X	X	X	X	X	X	X	X		X	
1-Gang Standard Data Plate	IFP12OW		X	X	X	X		X	X	X		X			X	
1-Gang iSTATION™ Plate Frame	IMF1OW		X	X	X	X		X	X	X		X			X	
Style Line® Data Plate	IFP126OW		X	X	X	X		X	X	X		X			X	
Duplex Data Plate	IFP18OW		X	X	X	X		X	X	X		X			X	
2-Gang iSTATION™ Plate Frame	IMF2OW													X		X
2-Gang Standard Data Plate	IFP29OW													X		X
2-Gang KP Series Plate	KP82															X

Note: Hubbell Office White plates and devices color match all non-metallic raceway systems.

### Physical Properties

(When tested in accordance with UL 5A)

Impact Resistance	5 ft. lbs.
Crush Resistance	300 lbs.
Temperature Range	-25.6° to 158° F
Flame Rating	UL94V-0
Material	UV Stabilized PVC

### Codes/Standards

EIA/TIA	569A
UL Standard	UL 5A
Listings	E118895 / E119190
CSA Standard	C22.2 no. 62
Certified	LR87514

### PlugTrak Specifications

Receptacle Rating	NEMA 5-15R & 5-20R
Wire	#12 AWG Stranded
Copper	
Receptacle Face	Thermoplastic

## Introduction

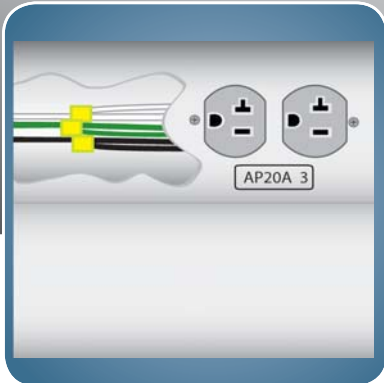
### Pre-Wired Raceway

**Hubbell has been setting the standard** in the electrical industry since 1888, through innovations such as Twist-Lock®, Hospital Grade, and AUTOGUARD™ Self Test GFCI receptacles. Again, Hubbell has listened to our customers for new innovation, capacity requirements, and flexibility. We have taken raceway systems to the next level with **Pre-Wired Raceway Systems** that are manufactured to your specifications.

**Our Pre-Wired Raceway Systems** will accommodate your power and data requirements as your facility changes over time. Pre-Wired Raceways provide you with the benefit of keeping your fast track projects on schedule, and helping complete the job on time! Our Pre-Wired Raceway solutions will save up to 45% of the installation time needed for field installing component raceway parts.

#### Pre-Wired Raceways are available in:

- ✓ Steel (Ivory and Gray)
- ✓ Aluminum
- ✓ Non-Metallic (Office White)



#### Quality by Design

All Hubbell Pre-Wired Raceways are UL Listed and CSA Certified. Each raceway receives a 100% quality inspection and testing prior to shipment. Pre-Wired Raceway is now available with the high quality and workmanship you have come to expect from Hubbell.

#### Labeling and Engraving

Optional labeling is available to identify branch panels and circuits at receptacle locations. Choose from adhesive labels or engraved aluminum plates.

#### Wire Identification

Wire leads are clearly labeled with corresponding circuit numbers. This aids the installer when terminating to building wiring or connecting from duct to duct. Ample wire is provided at feed locations.

## Save Time & Money, Completing the Job Quicker and On Schedule, with Hubbell...

### With Standard Raceway...



Unpack, identify and sort component parts.  
Deliver components to work area for assembly and installation.



Measure and cut.  
Clean and de-burr sharp edges.  
Secure to the wall and fasten.




Pull wire.  
Label, and bundle each raceway circuit.  
Install receptacles and test.

### With Hubbell Pre-Wired Raceway...



Pallet delivered to your worksite, labeled by room, floor area and/or building.



Unpack and install!



Installed in half the time!



### Project Support and Documentation

- ✓ A local and factory support team is there to assist in defining bills of material and project quotes, so costs can be budgeted accordingly.
- ✓ A project engineer, located at the factory, is assigned to your project as a direct point of contact.

### Manufacturing and Testing

- ✓ Precisely measured, cleanly cut, wired and assembled to your specifications.
- ✓ The wiring harness is then bundled and labeled for circuit identification for ease of installation.
- ✓ Assembly is tested for assured continuity and 100% quality inspected before kitting.



### Installs In A Snap

- ✓ Raceway ducts are kitted, labeled, and shipped by room, area or floor locations.
- ✓ Just remove raceway from the packaging and secure to the wall.
- ✓ Make power connections, snap on covers, test and you are done!



### Options:



#### Circuit Identification and Labeling:

- ✓ Adhesive Labeling
- ✓ Engraving



#### Wiring Circuits Options:

- ✓ Insulation Displacement Connectors
- ✓ Wire Nuts
- ✓ Wiring Devices



#### Kit raceway for delivery by:

- ✓ Room
- ✓ Floor
- ✓ Area
- ✓ Building

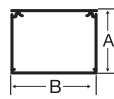


**Aluminum Pre-Wired Raceway**

**HBLALU3800 Series Aluminum Raceway**

**Description**

Aluminum Raceway, Single Channel,  
Satin Anodized Finish.

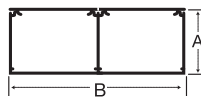


A: 2.25" (57.15)  
B: 3.00" (76.20)

**HBLALU4800 Series Aluminum Raceway**

**Description**

Aluminum Raceway, Two Channel,  
Satin Anodized Finish.

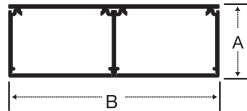


A: 2.25" (57.15)  
B: 6.00" (152.40)

**HBLALU5000 Series Aluminum Raceway**

**Description**

Aluminum Raceway, Two Channel,  
Satin Anodized Finish.

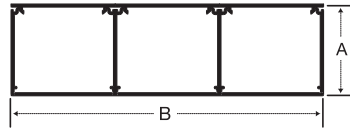


A: 1.75" (44.45)  
B: 5.08" (129.03)

**HBLALU7620 Series Aluminum Raceway**

**Description**

Aluminum Raceway, Three Channel,  
Satin Anodized Finish.



A: 2.25" (57.15)  
B: 7.62" (193.55)

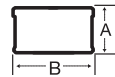


**Steel Pre-Wired Raceway**

**HBL3000 Series Metal Raceway**

**Description**

Steel Raceway, Single Channel,  
Ivory or Gray Finish.

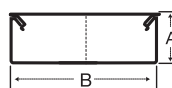


A: 1.53" (38.86)  
B: 2.75" (69.85)

**HBL4750 Series Metal Raceway**

**Description**

Steel Raceway, Single or  
Two Channel (with Divider),  
Ivory or Gray Finish.

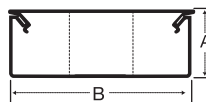


A: 1.75" (44.45)  
B: 4.75" (120.65)

**HBL6750 Series Metal Raceway**

**Description**

Steel Raceway, Single,  
Two Channel (with One Divider)  
or Three Channel (with Two Dividers),  
Ivory or Gray Finish.



A: 2.22" (56.39)  
B: 6.75" (171.45)

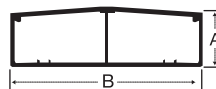


**Non-Metallic Pre-Wired Raceway**

**PB2 BaseTrak® Series Non-Metallic Raceway**

**Description**

Non-Metallic Raceway,  
Two Channel,  
Office White Color.

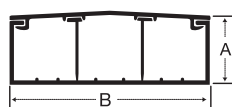


A: 1.63" (41.40)  
B: 4.50" (114.30)

**PS3 Super BaseTrak® Series Non-Metallic Raceway**

**Description**

Non-Metallic Raceway,  
Three Channel,  
Office White Color.



A: 1.97" (50.04)  
B: 6.70" (170.18)



Pre-Wired Raceway Wire Fill Capacities															
Series	Channel Area (sq. in.)	Power (THHN/T90 Nylon)			Voice		Data (Copper Cables)				Data (Multimode Fiber Optic Cables)				
		14 AWG	12 AWG	10 AWG	4-Pair	25-Pair	Type RG59U	Cat. 5e	Cat. 6	Cat. 6A	Cat. 6 STP	(2) or (4) Fiber Round Cable	Fiber Optic Jumpers	Fiber Optic Zip Cord	
		Wire O.D. (in):	0.111	0.13	0.164	0.19	0.41	0.242	0.21	0.25	0.35	0.29	0.19	0.118	.12 X .24
Wire Area (sq. in.):	0.0097	0.0133	0.0211	0.0283	0.1320	0.0460	0.0346	0.0491	0.0962	0.0660	0.0283	0.0109	0.0288		
Series	Channel Area (sq. in.)	Wire Fill Capacity			40%	40%	40%	40%	40%	40%	40%	40%	40%	40%	
HBL3000	No Barriers	3.70	152	111	70	52	11	32	43	30	15	22	52	136	51
HBL4750	No Barriers	7.20	296	216	136	102	22	63	83	59	30	44	102	264	100
A B	Divider Centered Ch. A	3.10	127	93	58	44	9	27	36	25	13	19	44	114	43
	Barrier Centered Ch. B	3.30	127	93	58	47	10	29	38	27	14	20	47	121	46
HBL6750	No Barriers	13.77	566	412	259	195	42	120	159	112	57	83	195	505	191
A A A	Barrier Offset 1/3 Ch. A	4.59	189	138	86	65	14	40	53	37	19	28	65	168	64
A B	Barrier Offset 2/3 Ch. B	9.18	379	278	173	130	28	80	106	75	38	56	130	337	128
HBLALU3800	No Barriers	5.80	214	156	98	82	18	50	67	47	24	35	82	213	81
HBLALU4800	Center Barrier/ Both Channels	11.60	428	312	196	164	35	101	134	95	48	70	164	426	161
	Center Barrier/ 1 Channel	5.80	214	156	98	82	18	50	67	47	24	35	82	213	81
HBLALU5000	Center Barrier/ Both Channels	7.60	312	228	142	106	22	64	86	60	30	46	106	278	104
	Center Barrier/ 1 Channel	3.80	156	114	71	53	11	32	43	30	15	23	53	139	52
HBLALU7620	2 Barriers with 3 Equal Channels/Total	15.00	618	450	282	210	45	129	171	120	60	90	210	549	207
	2 Barriers with 3 Equal Channels/ 1 Channel	5.00	206	150	94	70	15	43	57	40	20	30	70	183	69
PB2 A B	Center Barrier/ 1 Channel	2.86	42	30	28	40	9	25	33	23	12	17	40	105	40
PS3 A B C	Channel A or C	3.41	42	36	42	48	10	30	39	28	14	21	48	125	47
	Channel B	3.76	42	36	42	53	11	33	43	31	16	23	53	138	52

Note: Pathway (Raceway) fill shall be 40% maximum. Raceway fittings and outlets/receptacles reduce the cross section of the raceway system, thus reducing overall cable fill capacity.

## Physical Properties

Material Steel  
Anodized Aluminum  
\*PVC (UV Stabilized)

## Codes/Standards

TIA/EIA 596B  
UL Standard UL 5  
\*UL 5A  
Listings E253976 / E253830 / E253833  
\*E118895 / \*E119190 / E80107  
CSA Standard C22.2 no. 62 and 62.1  
Certification LR87514  
Flame Rating \*UL94V-0  
\* Pertains only to non-metallic raceways.

Product	Page
<b>Floor Boxes</b> .....	<b>104</b>
Hubbell SystemOne Metal and Non-Metallic Floor Boxes .....	106
Hubbell SystemOne Sub-Plates .....	108
Hubbell SystemOne Features and Accessories .....	109
Flush Round Single or Multi-Service Non-Metallic Floor Box .....	110
Flush Round Single Service Metal Floor Boxes .....	111
Flush Rectangular Non-Metallic Floor Boxes .....	112
Flush Rectangular Cast Iron Floor Boxes .....	114
Flush Rectangular Stamped Steel Floor Boxes .....	115
Recessed 4- and 8-Gang Floor Boxes .....	116
Recessed 6-Gang Floor Boxes .....	117
Recessed 3-Service Floor Boxes .....	118
Flush Floor Boxes for Wooden Floors .....	119
Above-Floor Service Fittings (Single Service) .....	120
Accessories .....	122
Hubbell Floor Box Cover to Receptacle Compatibility Chart .....	124
<b>Convention Center Utility Box</b> .....	<b>125</b>
Non-Metallic Series .....	126
Metallic Series .....	127
Dimensional Information .....	128
<b>Hubbell CONNEXION Zone Distribution System</b> .....	<b>129</b>
System Planning .....	131
Zone Distribution Boxes and Pre-Wired Raised Access Floor Box Configuration .....	132
Unloaded Raised Access Floor Boxes and Face Plates .....	133
CONNEXION – Wiring Schematics .....	134
<b>Furniture Connectivity Boxes</b> .....	<b>135</b>
Boxes and Face Plates .....	136
<b>Hubbell Multi-Connect Wall Box</b> .....	<b>137</b>
Multi-Connect – Recessed Wall Boxes and Flanges .....	138
Multi-Connect – Modular Face Plates .....	139
Multi-Connect – Dimensional Information .....	140





## Hubbell Floor Boxes

Featuring the unique capabilities of Hubbell's SystemOne universal cover and sub-plate design, Hubbell has expanded its floor box offering to provide industry leading flexibility while accommodating an extensive range of applications. Hubbell SystemOne is constructed to give customers the ability to create personal solutions for their most demanding, power, data and audio/video requirements.

In addition, Hubbell continues to offer a complete variety of traditional flush and recessed floor box options.

Whatever your requirement, Hubbell has a solution. With Hubbell SystemOne fire-rated poke-through products that offer the same unique advantages, Hubbell's entire delivery system package is second to none in providing a consistent, aesthetic and functional solution for your power, data and audio/video needs.



## Hubbell SystemOne Floor Box applications...



### Multi-Service Applications

This Hubbell SystemOne sub-plate incorporates 2 standard Style Line® rectangular openings, which can be used for a variety of power and/or data applications. It will accommodate 15A or 20A, standard and isolated ground, and a single GFCI or surge protected receptacle. Using communication frames, it can provide a 6-port multi-service or a 12-port all communication solution.



### Multimedia Applications

Other Hubbell SystemOne sub-plates are designed to meet the growing needs of the audio and video markets. Some sub-plates provide power outlets with Hubbell's audio/video products including 15-pin SVGA, RCA, S-Video, 3.5mm stereo, and XLR microphone jacks. Other sub-plates can accommodate Extron® Electronics MAAP and AAP series audio/video modules.



### 4X4 Applications


Provides maximum power capacity for flush, multi-service applications. This sub-plate features a pre-wired four outlet 20A, 125V receptacle and four openings for Snap Fit flush mount Hubbell modular jacks and audio/video Snap Fit connectors. Receptacle wiring permits dual-circuit, as well as isolated ground applications.

*Extron® is a registered trademark of Extron Electronics.*





## Traditional Floor Boxes...




### Flush Applications

Hubbell offers a wide variety of traditional solutions including single and multi-gang cast iron, stamped steel and non-metallic floor boxes in both round and rectangular designs. These boxes can be finished with either brass or aluminum covers and flanges to match any office décor. All Hubbell floor box assemblies exceed UL scrub water exclusion requirements.



### Recessed Applications

For applications where recessed connections are desired, Hubbell has a complete line of recessed stamped steel and cast iron floor boxes, from two to eight gangs. A variety of modular face plates are available to meet a wide array of power, data, voice and audio/video requirements. Carpet and tile cover/flange assemblies are offered in painted brass, aluminum, black, gray, brown and ivory colors.



### Wooden Floor Applications

Hubbell offers round, single service and rectangular, multi-service floor boxes for wooden floor applications. The rectangular boxes are available in one, two and three-gang options and feature removable barriers for maximum capacity while maintaining separation of power and low voltage. A variety of covers and flanges are available in brushed aluminum or brass to meet aesthetic requirements.

## Hubbell SystemOne Cast Iron Floor Box – S1CFB



Non-Metallic riser.

The Cast Iron Floor Box construction provides durability and corrosion resistance for on-grade applications.

Oversized 1½ in. N.P.T. threaded conduit access holes for low voltage.

One inch N.P.T. threaded conduit access holes for power.

## Hubbell SystemOne Steel Floor Box – S1SFB



Non-Metallic riser.

The Stamped Steel Floor Box construction provides an economic solution for above-grade applications.

Concentric knockouts permit various conduit sizes for both power and data services.

## Hubbell SystemOne Steel A/V Floor Box – S1SFBAV



Non-Metallic riser.

Accommodates high-capacity multi-media applications in a 3½ in. minimum depth of pour.

Oversized 1½ in. N.P.T. threaded data hub.

¾ in., 1 in. trade size concentric knockouts for power services.

- Easily installed, aesthetic and configurable floor box solution for open floor plans that require both power and data services.
- The Hubbell SystemOne Universal Cover mounts directly to the floor box riser, eliminating the need for an additional adapter collar.
- The Hubbell SystemOne Universal Cover features ScrubShield™ technology that exceeds UL514A and UL514C scrub water exclusion requirements.
- Convenient cubic inch (cm³) capacity markings on interior of box.
- Leveling feet provide before pour adjustability.
- PVC riser allows a simple saw cut for adjustment after pour.
- Supplied with concrete cover and closure plugs (where applicable).
- Designed to accommodate multi-service applications with the wide offering of Hubbell SystemOne Sub-Plates.
- c **UL** US LISTED, Metallic Floor Box.

## Hubbell SystemOne Non-Metallic Floor Box – S1PFB



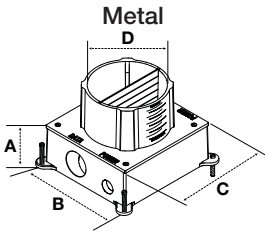
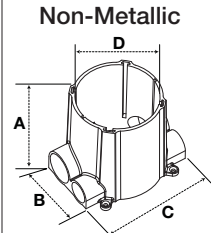




High-strength rigid PVC construction that is non-corrosive.

Oversized 1½ in. data conduit hub for increased cable capacity and bend radius.

Parallel conduit hubs reduce labor and material cost, facilitating easier wire pull.

- Provides an economical, easy to install in-floor delivery system for large, open plan spaces.
- The Hubbell SystemOne Universal Cover mounts directly to the floor box, eliminating the need for additional adapter collar.
- Supplied with concrete cover, conduit reducers and conduit hub plugs.
- c **UL** US LISTED, Non-Metallic Floor Box.

# Hubbell SystemOne Metal and Non-Metallic Concrete Floor Boxes

Dimensions Inches (mm)	Cast Iron	Steel	Steel A/V	Non-Metallic	
 Metal D A B C	 Non-Metallic D A B C	 <b>S1CFB*</b>	 <b>S1SFB*</b>	 <b>S1SFB*V</b>	 <b>S1PFB</b>
<b>Min. Depth of Pour</b>	3.50" (88.9)	3.50" (88.9)	3.50" (88.9)	3.00" (76.2)	
<b>Adjustability</b>	Fully	Fully	Fully	Fully	
<b>Cubic Inch (cm<sup>3</sup>) Capacity</b>	156.0 cu. in. (2556.4 cm <sup>3</sup> )	175.7 cu. in. (2879.2 cm <sup>3</sup> )	177.5 cu. in. (2909.7 cm <sup>3</sup> )	100 cu. in. (1638.7 cm <sup>3</sup> )	
<b>Dimensions – A</b>	3.00" (76.2)	3.00" (76.2)	3.00" (76.2)	6.00" (152.4)	
<b>Dimensions – B</b>	7.26" (184.4)	7.50" (190.5)	7.50" (190.5)	5.58" (141.7)	
<b>Dimensions – C</b>	7.45" (189.2)	7.38" (187.4)	7.38" (187.4)	8.76" (222.5)	
<b>Dimensions – D (Inside Diameter)</b>	5.00" (127.0)	5.00" (127.0)	5.00" (127.0)	5.00" (127.0)	
<b>Power Entries</b>	1" N.P.T. Access Holes	¾", 1" Concentric KO	¾", 1" Concentric KO	1" Conduit Hub	
<b>Data Entries</b>	1½" N.P.T. Access Holes	¾", 1", 1 ¼" Concentric KO	1½" Threaded Hub (included)	1½" Conduit Hub	
<b>Concrete Cover Included</b>	✓	✓	✓	✓	
<b>Closure Plugs Included</b>	✓	–	✓	✓	
<b>Accepts Hubbell SystemOne Universal Cover</b>	✓	✓	✓	✓	
<b>Cover Mounting Clips Included</b>	✓	✓	✓	✓	
<b>Non-Metallic Low Voltage Divider Included (S1DIV1)</b>	✓	✓	✓	✓	

Notes: UL File Number E92074.

CSA File Number LR18416.

\*S1CFB, S1SFB, S1SFB\*V are approved for use in the City of Chicago.

## Hubbell SystemOne Universal Covers

### Universal Carpet Flange and Cover Assembly

- Cast aluminum construction.
- Durable powder coat finish.

Catalog Numbers	Color
<b>S1CFCAL</b>	Aluminum
<b>S1CFCBRS</b>	Brass
<b>S1CFCBL</b>	Black
<b>S1CFCGY</b>	Gray
<b>S1CFICI</b>	Ivory



### Universal Tile Flange and Cover Assembly

- Cast aluminum construction.
- Durable powder coat finish.

Catalog Numbers	Color
<b>S1TFCAL</b>	Aluminum
<b>S1TFCBRS</b>	Brass
<b>S1TFCBL</b>	Black
<b>S1TFCGY</b>	Gray
<b>S1TFCI</b>	Ivory



Aluminum Finish



Brass Finish



Black Finish



Gray Finish


































Ivory Finish






# Hubbell SystemOne Sub-Plates

## Hubbell SystemOne Sub-Plates (See Configuration Chart on page 147)

Description	Catalog Numbers	Description	Catalog Numbers	Description	Catalog Numbers	
Style Line®/GFCI (2) Style Line openings for power and/or datacom applications.	<b>S1SP</b>	Duplex/Duplex (2) Duplex openings for power and/or datacom applications.	<b>S1SPDU</b>	Duplex/Style Line® (1) Duplex and (1) Style Line® opening for power and/or datacom applications.	<b>S1SPDUSL</b>	
 Non-Metallic  Metal		 Non-Metallic  Metal		 Non-Metallic  Metal		
Hubbell 4 X 4 (4) 20A, 125V receptacles. (4) Keystone openings for Hubbell jacks or flush A/V connectors.	<b>S1SP4X4</b>	Carpet Furniture Feed Cover/Flange* <b>Color</b> <b>Catalog Numbers</b> Brass <b>S1SPFFBRS</b> Aluminum <b>S1SPFFAL</b> Black <b>S1SPFFBL</b> Gray <b>S1SPFFGY</b> (1) ¾" & (1) 1½" N.P.T. plugs for power and/or datacom applications. <b>Universal Cover not required. Includes carpet flange.</b>			Tile Furniture Feed Cover/Flange* <b>Color</b> <b>Catalog Numbers</b> Brass <b>S1SPFFTBRS</b> Aluminum <b>S1SPFFTAL</b> Black <b>S1SPFFTBL</b> Gray <b>S1SPFFTGY</b> (1) ¾" & (1) 1½" N.P.T. plugs for power and/or datacom applications. <b>Universal Cover not required. Includes tile flange.</b>	
		 Non-Metallic  Metal		 Non-Metallic  Metal		
Single Receptacle + Data 20A or 30A Twist-Lock® receptacle (1.56" OD). (2) Keystone openings for Hubbell jacks or flush A/V connectors.	<b>S1SPTL</b>	Hubbell Datacom + Power (1) 20A, 125V receptacle. 3-unit recessed iSTATION™ opening for data, voice, and A/V applications.	<b>S1SP3IM</b>	Hubbell Datacom + Duplex (1) Duplex opening, (2) flush Keystone openings and 1.5-unit recessed iSTATION™ opening for data, voice and A/V applications.	<b>S1SPDU2IM</b>	
						
Hubbell Datacom + Style Line® (1) Style Line® opening, (2) flush Keystone openings and 1.5-unit recessed iSTATION™ opening for data, voice and A/V applications.	<b>S1SPSL2IM</b>	Hubbell Datacom 1-unit flush iSTATION™ opening. 3-unit recessed iSTATION™ opening for data, voice, and A/V applications.	<b>S1SP4IM</b>	Extron® or FSR + Power (1) 20A, 125V receptacle. Recessed opening for (3) single Extron® MAAP series adapter plates or FSR IPS plates.	<b>S1SPEXT1</b>	
						
Extron® or FSR + Power (1) 20A, 125V receptacle. Recessed opening for (1) single Extron® MAAP and (2) single AAP series adapter plates or FSR IPS plates.	<b>S1SPEXT2</b>	Extron® or FSR Single-Service Recessed opening for (2) single Extron® MAAP and (2) single AAP series adapter plates or FSR IPS plates.	<b>S1SPEXT3</b>	Extron® AAP + Power (1) 20A, 125V receptacle. (2) flush Keystone and recessed opening for (2) single Extron® AAP series adapter plates.	<b>S1SPEXT4</b>	
						
Ortronics Series II® + Power (1) 20A, 125V receptacle. Recessed opening for (3) 1-unit Ortronics Series II® modules.	<b>S1SPORT</b>	Ortronics TracJack® + Power (1) 20A, 125V receptacle. Recessed bezel for (6) Ortronics TracJack® modules.	<b>S1SPTRAC</b>	Siemon MAX® + Power (1) 20A, 125V receptacle. Recessed bezel for (6) Siemon MAX® modules.	<b>S1SPMAX</b>	
						
Panduit Mini Com® 4 X 4 (4) 20A, 125V receptacles. (4) Openings for Panduit Mini-Com Connectivity.	<b>S1SP4X4PA</b>	SYSTIMAX® 4 X 4 (4) 20A, 125V receptacles. (4) Openings for SYSTIMAX® Connectivity.	<b>S1SP4X4SYS</b>			
						

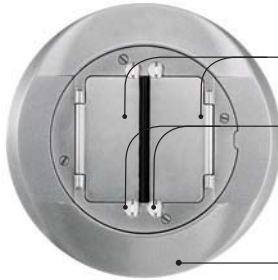
 Signifies minimum depth of concrete pour in inches for Hubbell SystemOne Metal Floor Boxes (**S1CFB**, **S1SFB** and **S1SFBV**) and SystemOne Non-Metallic Floor Box (**S1PFB**).

Notes: \* Furnished with two screw-in flexible metal conduit connectors. See pages 163 to 165 for Hubbell jacks and frames.

Extron® is a registered trademark of Extron Electronics.  
MAX® is a registered trademark of The Siemon Company.  
Mini-Com® and Panduit® are registered trademarks of Panduit Corp.  
SYSTIMAX® is a registered trademark of CommScope, Inc.  
TracJack®, Series II® & Ortronics® are registered trademarks of Ortronics/Legrand.



## Hubbell SystemOne Universal Cover Features



- Hinged doors open 180 degrees flush to the carpet flange or tile.
- Screws allow each door to be secured independently.
- Universal carpet or tile flange can be used for Hubbell SystemOne metal and non-metallic floor box as well as SystemOne fire-rated poke-throughs.

- Cast aluminum construction available in durable black, gray, brass, aluminum and ivory powder coat finishes.
- Features ScrubShield™ technology that exceeds UL514A and UL514C scrub water exclusion requirements.
- Provides consistent look and maximum functionality throughout the installed life.

## Hubbell SystemOne Sub-Plate Features



- Can be used in both SystemOne floor boxes and Fire-Rated Poke-Throughs.
- Accommodates various power and data configurations.
- Durable construction.

- Cast aluminum construction.
- Durable powder coat finish.
- Black mat color.

## Hubbell SystemOne Accessories

Description	Catalog Numbers
<b>Replacement Side by Side Divider</b> For replacement purposes only. Used to isolate compartments when catalog number <b>S1SP</b> , <b>S1SPFFx</b> , <b>S1SPFTx</b> , <b>S1SPDU</b> , <b>S1SPDUSL</b> , <b>S1SPDU2IM</b> and <b>S1SPSL2IM</b> sub-plates are used. All SystemOne Floor Boxes include this divider.	<b>S1DIV1</b>



Description	Catalog Numbers
<b>1½ in. Threaded Hub</b> Includes 1½ in. threaded hub for use with <b>S1SFBAV</b> ONLY. Permits feed-through applications. <b>S1SFBAV</b> floor box includes one (1) threaded hub.	<b>S1AVHUB15</b>



Description	Catalog Numbers
<b>Replacement Data Frames</b> For replacement purposes only, to be used with open systems sub-plates. Sub-plate is supplied with data frame.	

Description	Catalog Numbers
6-port Siemon MAX® data frame for use with <b>S1SPMAX</b> sub-plate.	<b>S1DFMAX</b>



Description	Catalog Numbers
6-port Ortronics TracJack® data frame for use with <b>S1SPTRAC</b> sub-plate.	<b>S1DFTRAC</b>



Description	Catalog Numbers
<b>Replacement Universal Cover Mounting Clips – 5 pack</b>	<b>S1FBCLIP5PK</b>

For replacement purposes only. Used to mount SystemOne Universal Cover to SystemOne metal and non-metallic floor boxes (**S1CFB**, **S1SFB**, **S1SFBAV**, **S1PFB**). Includes clips and ground leads for (5) floor boxes. All SystemOne Floor Boxes include mounting clips.



Description	Catalog Numbers
<b>Replacement Threaded Conduit Plugs</b> For replacement purposes only, to be used with <b>S1SPFFx</b> and <b>S1SPFTx</b> ONLY. Sub-plate is supplied with plugs.	



Description	Catalog Number	Description	Catalog Number
1½" Aluminum	<b>S1FP15AL</b>	¾" Aluminum	<b>S1FP34AL</b>
1½" Brass	<b>S1FP15BRS</b>	¾" Brass	<b>S1FP34BRS</b>
1½" Black	<b>S1FP15BL</b>	¾" Black	<b>S1FP34BL</b>
1½" Gray	<b>S1FP15GY</b>	¾" Gray	<b>S1FP34GY</b>

Description	Catalog Number
Black Style Line® frame	<b>2100BK</b>



# Flush Round Single or Multi-Service Non-Metallic Concrete Floor Box



## Dimensions Inches (mm)

	<p><b>PFB1</b></p>		<b>Description</b> <b>Catalog Numbers</b> <b>Adapter</b> <b>PFBA1A</b> Required for all applications.
			<b>Description</b> <b>Catalog Numbers</b> <b>Low Voltage Divider</b> <b>PFBT1A</b> Required for use with catalog number PFB1 when used in multi-service applications. Accepts Hubbell standard duplex receptacles or 15A Twist-Lock® duplex receptacles (HBL4700 series).
<b>Min. Depth of Pour</b>	3.00" (76.2)		<b>Description</b> <b>Catalog Numbers</b> <b>"Y" Adapter</b> <b>PFBYA1</b> 3/4 in. "Y" adapter to feed parallel runs of 3/4 in. conduit.
<b>Capacity</b>	100 cubic inches prior to cutting level to floor (19.5 cubic inches per inch of depth).		
<b>Dimensions - A</b>	6.00" (152.4)		
<b>Dimensions - B</b>	7.08" (179.8)		
<b>Dimensions - C</b>	6.69" (169.9)		
<b>Dimensions - D</b>	5.38" (136.5)		
<b>Hubs</b>	(2) 1.0" and (2) 3/4" conduit hubs		
<b>Concrete Cover Included</b>	✓		
<b>Closure/Reducer Plugs</b>	(2) 1" plugs close off 1" hubs or reduce 1" to 3/4" (2) 3/4" plugs close off 3/4" hubs or reduce 3/4" to 1/2"		

Note: UL File Number E92074. CSA File Number LR18416.

## Flush Round Covers and Flanges

**Multi-Service Cover and Flange Assemblies**  
Includes floor box cover with duplex flaps, (2) 1/2 in. dia. low voltage feed through holes and matching carpet flange. 6.25 in. Diameter

<b>SF39253A</b>  Brass	<b>PFBCBRA</b>  Brown Non-Metallic	<b>PFBCIA</b>  Ivory Non-Metallic	<b>PFBCGYA</b>  Gray Non-Metallic	<b>PFBCBLA</b>  Black Non-Metallic
------------------------------	--	---	---	--

## Single Service Covers

Brass Aluminum 3.88 in. Dia.	<b>S3925</b> <b>SA3925</b>  Duplex Flap	<b>S3725</b> <b>SA3725</b>  Duplex Screw	<b>S2525</b> <b>SA2525</b>  2 1/8" x 3/4" Combination	<b>S2725</b> <b>SA2725</b>  2 1/8" x 1" Combination	<b>S2925</b> <b>SA2925</b>  2 1/8" Single Receptacle	<b>S3525</b> —  2 3/8" Single Receptacle	<b>S3325</b> —  2 1/8" Single Receptacle (Terrazzo Floor)
------------------------------------	--	---	--	--	---	---	--

## Metal Carpet Flange

Use with single service covers for carpet applications. 6.25 in. Diameter

<b>S3082</b>  Brass	<b>S3082AL</b>  Alum. Finish
---------------------------	------------------------------------

## Adapter Ring

Use with single service covers for tile applications.

<b>S5016</b>  Brass	<b>SA5016</b>  Aluminum
---------------------------	-------------------------------

## Furniture Feed Plate

Unpainted plate with 1 in. threaded opening.

<b>PFBP1</b>  Steel
---------------------------

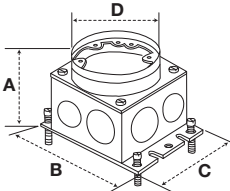






## One Piece Brass Cover and Carpet Flange

6.25 in. Diameter

<b>SF3925*</b>  Duplex Flap	<b>SF2525*</b>  2 1/8" x 3/4" Combination	<b>SF2725*</b>  2 1/8" x 1" Combination	<b>SF2925*</b>  2 1/8" Single Receptacle
-----------------------------------	---	---	--

\* Catalog Number S5016 adapter ring is required for mounting SF series covers onto PFBA1A.

# Flush Round Single Service Metal Concrete Floor Boxes


Dimensions Inches (mm)	Cast Iron				Stamped Steel			
								
<b>Collar Material</b> Brass Aluminum	<b>B2536</b> <b>BA2536</b>	<b>B253641</b> -	<b>B2503</b> -	<b>B2506</b> -	<b>B2506415</b> -	<b>B2537</b> <b>BA2537</b>	<b>B2527</b> <b>BA2527</b>	<b>B2529</b> <b>BA2529</b>
<b>Min. Depth of Pour</b>	3.75" (95.3)	3.75" (95.3)	4.75" (120.7)	3.00" (76.2)	4.00" (101.6)	3.00" (76.2)		
<b>Adjustability</b>	Fully	Fully	Fully	Fully	Fully	Fully	Fully	Fully
<b>Cubic Inch (cm<sup>3</sup>) Capacity</b>	33.0 cu. in. (540.7 cm <sup>3</sup> )	36.0 cu. in. (590.0 cm <sup>3</sup> )	50.8 cu. in. (832.5 cm <sup>3</sup> )	33.0 cu. in. (540.7 cm <sup>3</sup> )	54.0 cu. in. (885.0 cm <sup>3</sup> )	37.3 cu. in. (611.2 cm <sup>3</sup> )		
<b>Dimensions – A</b>	3.05" (77.5)	3.75" (95.3)	4.75" (120.7)	2.87" (72.9)	3.88" (98.6)	2.91" (73.9)		
<b>Dimensions – B</b>	4.84" (122.9)	5.00" (127.0)	5.00" (127.0)	4.84" (122.9)	6.00" (152.4)	6.00" (152.4)		
<b>Dimensions – C</b>	4.84" (122.9)	4.66" (118.4)	4.66" (118.4)	4.84" (122.9)	4.81" (122.2)	4.81" (122.2)		
<b>Dimensions – D</b>	4.19" (106.4)	4.19" (106.4)	4.19" (106.4)	4.19" (106.4)	4.19" (106.4)	4.19" (106.4)		
<b>Threaded Access Holes</b>	(4) 3/4" (4) 1"	(4) 3/4"	(4) 1 1/4" (4) 1 1/2"	(4) 3/4"	-	-		
<b>Knockouts – Sides</b>	-	-	-	-	(1) 1" & (1) 3/4"	(2) 1/2" & (1) 3/4"		
<b>Knockouts – Ends</b>	-	-	-	-	(1) 1 1/4" & (1) 3/4"	(1) 1/2" & (1) 1/2"		
<b>Knockouts – Bottom</b>	-	-	-	-	(3) 1/2" & (2) 3/4"	(3) 1/2" & (2) 3/4"		
<b>Concrete Cover Included</b>	✓	✓	✓	✓	✓	✓		
<b>Closure Plugs Included</b>	✓	✓	✓	✓	-	-		

Notes: UL File Number E31999.  
CSA File Number LR18416.  
Suitable for single service applications only.

## Single Service Covers

Material	S3925 SA3925	S3725 SA3725	S2525 SA2525	S2725 SA2725	S2925 SA2925	S3525 -	S3325 -
Brass Aluminum 3.88 in. Dia.							
	Duplex Flap	Duplex Screw	2 1/8" x 3/4" Combination	2 1/8" x 1" Combination	2 1/8" Single Receptacle	2 3/8" Single Receptacle	2 1/8" Single Receptacle (Terrazzo Floor)

## Carpet Flanges

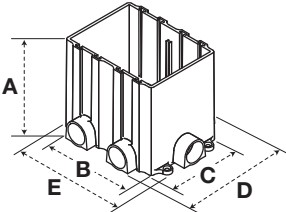



5.25 in. Diameter	S3182	SA3182	S3079	6.25 in. Diameter	S3082	S3082AL
						
	Brass	Aluminum	Clear Polycarbonate		Brass	Alum. Finish

## One Piece Brass Cover and Carpet Flange

6.25 in. Diameter	SF3925	SF2525	SF2725	SF2925
				
	Duplex Flap	2 1/8" x 3/4" Combination	2 1/8" x 1" Combination	2 1/8" Single Receptacle

# Flush Rectangular Non-Metallic Concrete Floor Boxes with Non-Metallic Covers

## Dimensions Inches (mm)

Style	1-Gang	2-Gang	3-Gang
	 <p><b>PFBRG1*</b></p>	 <p><b>PFBRG2</b></p>	 <p><b>PFBRG3</b></p>
<b>Min. Depth of Pour</b>	3.00" (76.2)	3.00" (76.2)	3.00" (76.2)
<b>Adjustability</b>	Fully	Fully	Fully
<b>Cubic Inch (cm<sup>3</sup>) Capacity Per Gang</b>	14.3 cu. in. (234.3 cm <sup>3</sup> ) per 1" depth	14.3 cu. in. (234.3 cm <sup>3</sup> ) per 1" depth	14.3 cu. in. (234.3 cm <sup>3</sup> ) per 1" depth
<b>Dimensions – A</b>	6.00" (152.4)	6.00" (152.4)	6.00" (152.4)
<b>Dimensions – B</b>	3.60" (91.4)	6.82" (173.2)	10.04" (255.0)
<b>Dimensions – C</b>	5.42" (137.7)	5.42" (137.7)	5.42" (137.7)
<b>Dimensions – D</b>	6.90" (175.3)	6.90" (175.3)	6.90" (175.3)
<b>Dimensions – E</b>	5.44" (138.2)	8.66" (220.0)	11.87" (301.5)
<b>Hubs</b>	(4) 1"	(6) 1"	(8) 1"
<b>Reducers</b>	(4) 1" to 3/4"	(6) 1" to 3/4"	(8) 1" to 3/4"
<b>Concrete Cover Included</b>	✓	✓	✓
<b>Closure Plugs Included</b>	✓	✓	✓
<b>Removable LV Barrier</b>	-	✓	✓

Notes: UL File Number E92074.

CSA File Number LR18416.

\* Suitable for single service applications only.

## Flush Rectangular Non-Metallic Covers and Flanges

### Required Components for Carpet Applications

Carpet Flanges

Number of Gangs	1-Gang	2-Gang	3-Gang
Dimensions	6.00" x 4.88"	6.00" x 8.13"	6.00" x 11.35"
Black	<b>PFBRFBL1</b>	<b>PFBRFBL2</b>	<b>PFBRFBL3</b>
Brown	<b>PFBRFBR1</b>	<b>PFBRFBR2</b>	<b>PFBRFBR3</b>
Gray	<b>PFBRFGY1</b>	<b>PFBRFGY2</b>	<b>PFBRFGY3</b>
Ivory	<b>PFBRFI1</b>	<b>PFBRFI2</b>	<b>PFBRFI3</b>



Cover with Duplex and Style Line® Inserts included

One Required per Gang
4.15" x 2.97"
<b>PFBR826BLA</b>
<b>PFBR826BRA</b>
<b>PFBR826GYA</b>
<b>PFBR826IA</b>



Duplex Insert

Cover

Style Line® Decorator Insert

### Required Components for Tile Applications

Mounting Collar

One Required per Gang

**PFBRMC**



Cover Frame

One Required per Gang  
Dim. 4.47" x 3.25"

**PFBRFRA**



Cover with Duplex and Style Line® Inserts included – Gray

One Required per Gang  
Cover Dim. 4.15" x 2.97"

**PFBR826GYA**



Duplex Insert

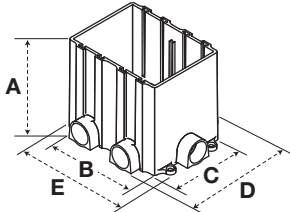



Cover

Style Line® Decorator Insert



# Flush Rectangular Non-Metallic Concrete Floor Boxes with Metal Covers

## Dimensions Inches (mm)

Style	1-Gang	2-Gang	3-Gang
	 <b>PFBRG1*</b>	 <b>PFBRG2</b>	 <b>PFBRG3</b>
<b>Min. Depth of Pour</b>	3.00" (76.2)	3.00" (76.2)	3.00" (76.2)
<b>Adjustability</b>	Fully	Fully	Fully
<b>Cubic Inch (cm<sup>3</sup>) Capacity Per Gang</b>	14.3 cu. in. (234.3 cm <sup>3</sup> ) per 1" depth	14.3 cu. in. (234.3 cm <sup>3</sup> ) per 1" depth	14.3 cu. in. (234.3 cm <sup>3</sup> ) per 1" depth
<b>Dimensions – A</b>	6.00" (152.4)	6.00" (152.4)	6.00" (152.4)
<b>Dimensions – B</b>	3.60" (91.4)	6.82" (173.2)	10.04" (255.0)
<b>Dimensions – C</b>	5.42" (137.7)	5.42" (137.7)	5.42" (137.7)
<b>Dimensions – D</b>	6.90" (175.3)	6.90" (175.3)	6.90" (175.3)
<b>Dimensions – E</b>	5.44" (138.2)	8.66" (220.0)	11.87" (301.5)
<b>Hubs</b>	(4) 1"	(6) 1"	(8) 1"
<b>Reducers</b>	(4) 1" to 3/4"	(6) 1" to 3/4"	(8) 1" to 3/4"
<b>Concrete Cover Included</b>	✓	✓	✓
<b>Closure Plugs Included</b>	✓	✓	✓
<b>Removable LV Barrier</b>	–	✓	✓

Notes: UL File Number E92074.  
CSA File Number LR18416.  
\* Suitable for single service applications only.

## Flush Rectangular Metal Covers and Flanges

### Required Components for Carpet and Tile Applications

Adapter Collar – One Required per Gang  
Gray **PFBRAC**



Adapter Frame with Grounding Lug – One Required per Gang  
Dim. 4.36" x 3.20"

Brass **S5017G**  
Aluminum **SA5017G**



### Covers – One Required per Gang

Brass  
Aluminum  
Dimensions  
4.15" x 2.99"



Duplex Flap



Duplex Screw



Style Line® Opening



2 1/8" x 3/4" Combination



2 1/8" x 1" Combination



2 1/8" Single Receptacle



Blank

### Carpet Flanges (Not Required for Tile Applications)

#### Tapered Flange

Number of Gangs  
Dimensions  
Brass  
Aluminum

1-Gang  
6.00" x 4.85"  
**SB3083**  
**SA3083**



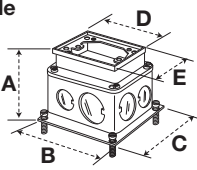






2-Gang  
6.00" x 8.13"  
**SB3084**  
**SA3084**



3-Gang  
6.00" x 11.34"  
**SB3085**  
**SA3085**



# Flush Rectangular Cast Iron Concrete Floor Boxes









Dimensions Inches (mm)		Cast Iron					
Style		1-Gang Deep	2-Gang Deep	3-Gang Deep	1-Gang Shallow	2-Gang Shallow	3-Gang Shallow
							
<b>Collar Material</b>							
Brass		<b>B2436*</b> <b>B243641*</b>	<b>B4233</b> <b>B423341</b>	<b>B4333</b> <b>B433361</b>	<b>B2414*</b>	<b>B4214</b>	<b>B4314</b>
Aluminum		<b>BA2436*</b> -	<b>BA4233</b> -	<b>BA4333</b> -	-	-	-
<b>Min. Depth of Pour</b>		3.75" (95.3)	3.75" (95.3)	3.75" (95.3)	2.00" (50.8)	2.00" (50.8)	2.00" (50.8)
<b>Adjustability</b>		Fully	Fully	Fully	Semi	Semi	Semi
<b>Cubic Inch (cm<sup>3</sup>) Capacity Per Gang</b>		33.0 cu. in. (540.7 cm <sup>3</sup> )	36.5 cu. in. (598.1 cm <sup>3</sup> )	34.8 cu. in. (570.3 cm <sup>3</sup> )	16.0 cu. in. (262.2 cm <sup>3</sup> )	16.0 cu. in. (262.2 cm <sup>3</sup> )	16.0 cu. in. (262.2 cm <sup>3</sup> )
<b>Dimensions – A</b>		3.20" (81.3)	3.38" (85.9)	3.38" (85.9)	2.00" (50.8)	2.00" (50.8)	2.00" (50.8)
<b>Dimensions – B</b>		4.69" (119.1)	4.84" (122.9)	4.90" (122.5)	5.46" (138.7)	5.46" (138.7)	5.46" (138.7)
<b>Dimensions – C</b>		4.69" (119.1)	8.06" (204.7)	11.41" (289.8)	4.19" (106.4)	7.49" (190.2)	10.7" (271.8)
<b>Dimensions – D</b>		4.36" (110.7)	4.36" (110.7)	4.36" (110.7)	4.38" (111.3)	4.38" (111.3)	4.38" (111.3)
<b>Dimensions – E</b>		3.19" (81.0)	6.42" (163.1)	9.64" (244.9)	3.19" (81.0)	6.38" (162.1)	9.56" (242.8)
<b>Threaded Access Holes</b>		(4) 3/4" (4) 1"	(6) 3/4" (4) 1" & (2) 3/4"	(8) 3/4" (4) 1" & (2) 3/4"	(2) 3/4"	(4) 3/4"	(6) 3/4"
<b>Concrete Cover Included</b>		✓	✓	✓	✓	✓	✓
<b>Closure Plugs Included</b>		✓	✓	✓	✓	✓	✓
<b>Removable LV Barrier</b>		-	✓	✓	-	✓	✓

Notes: UL File Number E92074.

CSA File Number LR18416.

\* Suitable for single service applications only.

## Flush Rectangular Floor Box Covers

Brass	<b>S3825</b>	<b>S3625</b>	<b>S3826</b>	<b>S2425</b>	<b>S2625</b>	<b>S2825</b>	<b>S3425</b>	<b>S3813</b>
Aluminum	<b>SA3825</b>	<b>SA3625</b>	<b>SA3826</b>	<b>SA2425</b>	<b>SA2625</b>	-	-	<b>SA3813</b>
Dimensions 4.15" x 2.99"								
	Duplex Flap	Duplex Screw	Style Line® Opening	2 1/8" x 3/4" Combination	2 1/8" x 1" Combination	2 1/8" Single Receptacle	2 3/8" Single Receptacle	Blank

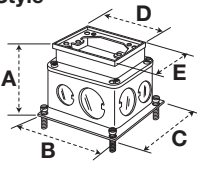
## Carpet Flanges

<b>Tapered Flange</b>			
Number of Gangs	1-Gang	2-Gang	3-Gang
Dimensions	6.00" x 4.85"	6.00" x 8.13"	6.00" x 11.34"
Brass	<b>SB3083</b>	<b>SB3084</b>	<b>SB3085</b>
Aluminum	<b>SA3083</b>	<b>SA3084</b>	<b>SA3085</b>
Clear Polycarbonate	<b>S3083</b>	<b>S3084</b>	<b>S3085</b>
			

# Flush Rectangular Stamped Steel Concrete Floor Boxes

**ScrubShield™**  
Complies with UL514A











Dimensions Inches (mm)		Stamped Steel							
Style		1-Gang Deep	2-Gang Deep	3-Gang Deep	1-Gang Shallow	2-Gang Shallow	3-Gang Shallow	1-Gang Deep	1-Gang Shallow
	Collar Material								
	Brass	B2431*	B2432	B2433	B2421*	B2422	B2423	B2427*	B2429*
Aluminum	BA2431*	BA2432	BA2433	BA2421*	BA2422	BA2423	-	-	
Min. Depth of Pour		3.75" (95.3)	3.75" (95.3)	3.75" (95.3)	2.75" (69.9)	2.75" (69.9)	2.75" (69.9)	3.75" (95.3)	2.75" (69.9)
Adjustability		Fully	Fully	Fully	Fully	Fully	Fully	Fully	Fully
Cubic Inch (cm <sup>3</sup> ) Capacity Per Gang		60.0 cu. in. (983.2 cm <sup>3</sup> )	52.8 cu. in. (865.2 cm <sup>3</sup> )	50.8 cu. in. (832.5 cm <sup>3</sup> )	39.5 cu. in. (647.3 cm <sup>3</sup> )	35.0 cu. in. (573.5 cm <sup>3</sup> )	34.0 cu. in. (557.2 cm <sup>3</sup> )	54.0 cu. in. (884.9 cm <sup>3</sup> )	37.3 cu. in. (611.2 cm <sup>3</sup> )
Dimensions – A		3.72" (94.5)	3.72" (94.5)	3.72" (94.5)	2.74" (69.6)	2.74" (69.6)	2.74" (69.6)	3.91" (99.3)	2.81" (71.4)
Dimensions – B		4.81" (122.2)	4.81" (122.2)	4.81" (122.2)	4.81" (122.2)	4.81" (122.2)	4.81" (122.2)	4.81" (122.2)	4.81" (122.2)
Dimensions – C		6.00" (152.4)	9.25" (235.0)	12.50" (317.5)	6.00" (152.4)	9.25" (235.0)	12.50" (317.5)	6.00" (152.4)	6.00" (152.4)
Dimensions – D		4.38" (111.3)	4.38" (111.3)	4.38" (111.3)	4.38" (111.3)	4.38" (111.3)	4.38" (111.3)	4.38" (111.3)	4.38" (111.3)
Dimensions – E		3.19" (81.0)	6.44" (163.6)	9.67" (245.6)	3.19" (81.0)	6.44" (163.6)	9.67" (245.6)	3.19" (81.0)	3.19" (81.0)
Knockouts – Sides		(1) ¼", 1", 1¼"	(2) ¼", 1", 1¼"	(3) ¼", 1", 1¼"	(2) ½", (1) ¾"	(4) ½", (1) ¾"	(6) ½", (1) ¾"	(1) ½", (1) 1¼"	(2) ½", (1) ¾"
Knockouts – Ends		(1) ¼", 1", 1¼"	(1) ¼", 1", 1¼"	(1) ¼", 1", 1¼"	(1) ½", (1) ¾"	(2) ½", (1) ¾"	(2) ½", (1) ¾"	(1) ¾", (1) 1"	(1) ½", (1) ¾"
Knockouts – Bottom		(2) ¼", 1", 1¼"	(4) ¼", 1", 1¼"	(6) ¼", 1", 1¼"	(2) ¾", 1", 1¼"	(4) ¾", 1", 1¼"	(6) ¾", 1", 1¼"	(3) ½", (2) ¾"	(3) ½", (2) ¾"
Concrete Cover Included		✓	✓	✓	✓	✓	✓	✓	✓
Closure Plugs Included		-	-	-	-	-	-	-	-
Removable LV Barrier		-	✓	✓	-	✓	✓	-	-

Notes: UL File Number E92074.

CSA File Number LR18416.

\* Suitable for single service applications only.

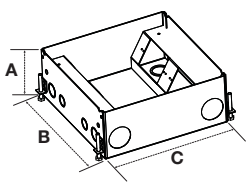




## Flush Rectangular Floor Box Covers

Brass	S3825	S3625	S3826	S2425	S2625	S2825	S3425	S3813
Aluminum	SA3825	SA3625	SA3826	SA2425	SA2625	-	-	SA3813
Dimensions	4.15" x 2.99"							
								
	Duplex Flap	Duplex Screw	Style Line® Opening	2 1/8" x 3/4" Combination	2 1/8" x 1" Combination	2 1/8" Single Receptacle	2 3/8" Single Receptacle	Blank

## Carpet Flanges

Tapered Flange				
Number of Gangs	1-Gang		2-Gang	3-Gang
Dimensions	6.00" x 4.85"		6.00" x 8.13"	6.00" x 11.34"
Brass	SB3083		SB3084	SB3085
Aluminum	SA3083		SA3084	SA3085
Clear Polycarbonate	S3083		S3084	S3085
				

# Recessed 4- and 8-Gang Concrete Floor Boxes

Dimensions Inches (mm)	Stamped Steel			Cast Iron
Style	4-Gang Deep	4-Gang Shallow	8-Gang Deep	4-Gang Shallow
	 <b>HBLCFB301BASE</b>	 <b>HBLCFB401BASE</b>	 <b>HBLCFB501BASE</b>	 <b>HBLCFB401CB</b>
<b>Min. Depth of Pour</b>	4.25" (107.6)	3.00" (76.2)	5.25" (133.4)	3.25" (82.6)
<b>Adjustability</b>	Fully	Fully	Fully	Fully
<b>Cubic Inch (cm³) Capacity Per Chamber</b>	29.5 cu. in. (483.4 cm³)	25.5 cu. in. (417.9 cm³)	49.5 cu. in. (811.2 cm³)	25.5 cu. in. (417.9 cm³)
<b>Dimensions – A</b>	4.0" (101.6)	2.63" (66.8)	5.13" (130.3)	3.13" (79.5)
<b>Dimensions – B</b>	10.0" (254.0)	10.0" (254.0)	10.0" (254.0)	10.0" (254.0)
<b>Dimensions – C</b>	10.0" (254.0)	10.0" (254.0)	10.0" (254.0)	10.0" (254.0)
<b>Threaded Access Holes – Per Chamber</b>	–	–	–	(2) 1"
<b>Knockouts – Per Chamber</b>	(1) Concentric ½", ¾" (1) Concentric ¾", 1" (1) 1¼"	(3) Concentric ½", ¾"	(1) Concentric ½", ¾" (1) Concentric ¾", 1" (1) 1¼"	–
<b>Concrete Cover Included</b>	✓	✓	✓	✓
<b>Closure Plugs Included</b>	–	–	–	✓









Notes: UL File Number E197203.  
CSA File Number LR702145.

## Floor Box Covers











**Die Cast Zinc Cover and Flange Assembly**  
Dimensions 10.69" x 10.69"



## Hubbell – Screw Type Face Plates\*

HBLST302SGY	HBLDE301SGY	HBLT0310SGY	HBLTL318GY	HBLTL319SGY	HBLBL300SGY	HBLIMFSGY	HBL317SGY
							
Duplex	Style Line®	Toggle	Single Receptacle (1.56" Boss Dia.)	Single Receptacle (1.39" Boss Dia.)	Blank	Hubbell iSTATION™ (See pages 166 & 167 for module options)	Hubbell 6-Port

## Open Systems – Screw Type Face Plates\*

HBLAM303SGY	HBLAMP313SGY	HBLKR314SGY	HBLLT309SGY	HBLPA308SGY	HBLNO309SGY	HBLSI305SGY	HBLSI315SGY	HBLOR306SGY	HBLORT322SGY
									
AMP-ACO	AMP 6-Port	Krone®/Leviton®	SYSTIMAX®	Panduit Mini-Com®	NORDX® 6-Port (Cat. 5e jacks only)	Siemon CT® Series	Siemon MAX® Series	Ortronics Series II®	Ortronics TracJack®

Note: \*Catalog number indicated is gray, replace "GY" with the following to designate color: "BK" for Black, "WA" for White, "I" for Ivory.

AMP is a registered trademark of Tyco Electronics Corp. Krone® is a registered trademark of Krone, Inc. Leviton® is a registered trademark of Leviton. SYSTIMAX® is a registered trademark of CommScope, Inc. Mini-Com® and Panduit® are registered trademarks of Panduit Corp. NORDX® is a registered trademark of Belden/CDT, Inc. MAX® and CT® Series are registered trademarks of The Siemon Company. TracJack®, Series II® and Ortronics® are registered trademarks of Ortronics/Legrand.

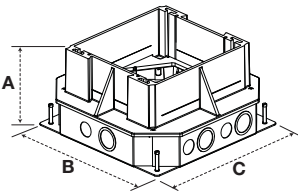






# Recessed 6-Gang Concrete Floor Boxes

**ScrubShield™**  
Complies with UL514A



Dimensions Inches (mm)	Stamped Steel	Cast Iron
<b>Style</b> 	<b>6-Gang</b>  <b>LCFBSSA</b>	<b>6-Gang</b>  <b>LCFBICA</b>
<b>Min. Depth of Pour</b>	3.50" (88.9)	3.65" (92.7)
<b>Adjustability</b>	Fully	Fully
<b>Cubic Inch (cm<sup>3</sup>) Capacity Per Chamber</b>	(4) at 38.2 cu. in. (626.0 cm <sup>3</sup> ) (2) at 25.4 cu. in. (416.2 cm <sup>3</sup> )	(4) at 36.8 cu. in. (603.0 cm <sup>3</sup> ) (2) at 25.4 cu. in. (416.2 cm <sup>3</sup> )
<b>Dimensions – A</b>	6.18" (157.0)	6.35" (161.3)
<b>Dimensions – B</b>	12.95" (328.9)	13.11" (333.0)
<b>Dimensions – C</b>	12.95" (328.9)	13.11" (333.0)
<b>Threaded Access Holes – Per Chamber</b>	-	(1) 3/4" (1) 1/4"
<b>Knockouts – Per Chamber</b>	(1) Concentric 1", 1 1/4" (1) 3/4"	-
<b>Concrete Cover Included</b>	✓	✓
<b>Closure Plugs Included</b>	-	✓
<b>Cover Mounting Brackets Included</b>	✓	✓

Notes: UL File Number E31999.  
CSA File Number LR18416.

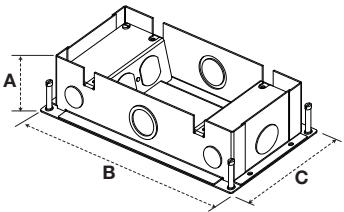


## Floor Box Covers Recessed Floor Box Covers

Smooth Metallic Cover, Flange and Cable Doors for Carpet Applications	Cover Dimensions 10.30" x 10.30"	Aluminum Finish Brass Finish Black Gray	<b>LCFBCALT</b> <b>LCFBCBRSTC</b> <b>LCFBCBKTC</b> <b>LCFBCGYTC</b>	
Metallic Cover, Flange and Cable Doors for Carpet Applications – Carpet Insert Required	Cover Dimensions 10.30" x 10.30"	Aluminum Finish Brass Finish Black Gray	<b>LCFBCALC</b> <b>LCFBCBRSC</b> <b>LCFBCBKC</b> <b>LCFBCGYC</b>	
Reinforced Non-Metallic Cover, Flange and Cable Doors for Carpet Applications – Carpet Insert Required	Cover Dimensions 10.30" x 10.30"	Black Brown Gray Ivory	<b>LCFBCBKA</b> <b>LCFBCBRA</b> <b>LCFBCGYA</b> <b>LCFBCIA</b>	
Smooth Metallic Cover and Cable Doors for Tile Applications	Cover Dimensions 8.31" x 7.70"	Aluminum Finish Brass Finish Black Gray	<b>LCFBCALT</b> <b>LCFBCBRST</b> <b>LCFBCBKT</b> <b>LCFBCGYT</b>	

## Face Plates

<b>LCFBP8</b>  Duplex	<b>LCFBP26</b>  Style Line®	<b>LCFBP720</b>  Single Receptacle (for 1.56" boss dia.)	<b>LCFBIM</b>  3-Unit iSTATION™ (See pages 166 & 167 for module options)	<b>LCFBP14</b>  Blank
--	--	--	--	--

# Recessed 3-Service Concrete Floor Boxes

Dimensions Inches (mm)	Stamped Steel	Cast Iron
	 <b>3SFBS</b>	 <b>3SFBC</b>
<b>Min. Depth of Pour</b>	3.00" (76.2)	3.00" (76.2)
<b>Adjustability</b>	Fully	Fully
<b>Cubic Inch (cm<sup>3</sup>) Capacity Per Chamber</b>	22.4 cu. in. (367.1 cm <sup>3</sup> )	21.6 cu. in. (354.0 cm <sup>3</sup> )
<b>Dimensions – A</b>	12.20" (309.9)	12.88" (327.2)
<b>Dimensions – B</b>	5.52" (140.2)	6.00" (152.4)
<b>Dimensions – C</b>	2.88" (73.2)	3.00" (76.2)
<b>Threaded Access Holes</b>	–	Sides (2) 3/4" Ends (1) 1 1/4" Center Area (1) 1 1/4" (each side)
<b>Knockouts</b>	Sides (2) 3/4" Ends (1) 1" Center Area (1) Concentric 1", 1 1/4" (each side)	–
<b>Concrete Cover Included</b>	✓	✓
<b>Closure Plugs Included</b>	–	–


Notes: UL File Number E31999.  
CSA File Number LR18416.

## Recessed Floor Box Covers – Carpet Applications

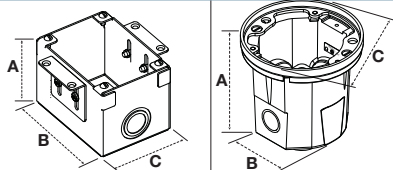





Reinforced Non-Metallic Cover,  
Flange and Cable Doors –  
Carpet Insert Required –  
Dimensions  
11.88" x 5.20"



## Face Plates







# Flush Floor Boxes for Wooden Floors

Dimensions Inches (mm)	Rectangular Stamped Steel			Round Cast Iron	
	1-Gang	2-Gang	3-Gang	1-Gang	1-Gang
 <p>Collar Material Brass</p>	 <b>B2481*</b>	 <b>B2482</b>	 <b>B2483</b>	 <b>B2588*</b>	 <b>B2588275*</b>
<b>Adjustability</b>	Semi	Semi	Semi	Non	Non
<b>Cubic Inch (cm<sup>3</sup>) Capacity Per Gang</b>	42.0 cu. in. (658.3 cm <sup>3</sup> )	42.5 cu. in. (696.5 cm <sup>3</sup> )	42.5 cu. in. (696.5 cm <sup>3</sup> )	18.5 cu. in. (303.2 cm <sup>3</sup> )	18.5 cu. in. (303.2 cm <sup>3</sup> )
<b>Dimensions – A</b>	3.13" (79.5)	3.13" (79.5)	3.13" (79.5)	3.65" (92.7)	3.65" (92.7)
<b>Dimensions – B</b>	4.50" (114.3)	4.50" (114.3)	4.50" (114.3)	3.22" (81.8)	3.22" (81.8)
<b>Dimensions – C</b>	3.20" (81.3)	6.42" (163.1)	9.64" (244.9)	4.09" (103.9)	4.09" (103.9)
<b>Threaded Access Holes</b>	-	-	-	Bottom (2) 1/2"	Sides (2) 3/4" Bottom (2) 1/2"
<b>Knockouts – Sides</b>	(1) 1/2", 3/4", 1"	(2) 1/2", 3/4", 1"	(3) 1/2", 3/4", 1"	-	-
<b>Knockouts – Ends</b>	-	-	-	-	-
<b>Knockouts – Bottom</b>	(1) 1/2" - 1 1/4"	(2) 1/2" - 1 1/4"	(3) 1/2" - 1 1/4"	-	-
<b>Debris Cover Included</b>	✓	✓	✓	-	-
<b>Closure Plugs Included</b>	-	-	-	✓	✓
<b>Removable LV Barrier</b>	-	✓	✓	-	-

Notes: UL File Number E31999.  
CSA File Number LR18416.  
\* Suitable for single service applications only.

## Rectangular Covers

Material	S3825 SA3825	S3625 SA3625	S3826 SA3826	S2425 SA2425	S2625 SA2625	S2825 -	S3425 -	S3813 SA3813
Brass Aluminum Dimensions 4.15" x 2.99"								
	Duplex Flap	Duplex Screw	Style Line® Opening	2 1/8" x 3/4" Combination	2 1/8" x 1" Combination	2 1/8" Single Receptacle	2 3/8" Single Receptacle	Blank

## Round Covers

Material	S3925 SA3925	S3725 SA3725	S2525 SA2525	S2725 SA2725	S2925 SA2925	S3525 -	S3325 -	S3182 SA3182	S3082 6.25" Dia.
Brass Aluminum 3.88" Dia.									
	Duplex Flap	Duplex Screw	2 1/8" x 3/4" Comb.	2 1/8" x 1" Comb.	2 1/8" Single Receptacle	2 3/8" Single Receptacle	2 1/8" Single Rec. (Terrazzo Floor)		

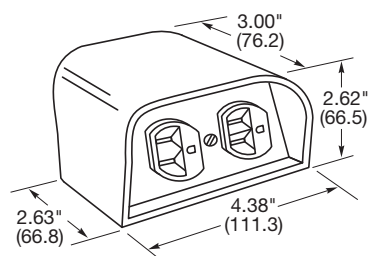
## Rectangular Flanges (Required)

Material	SB3083W SA3083W	SB3084W SA3084W	SB3085W SA3085W
Brass Aluminum			
Number of Gangs	1-Gang	2-Gang	3-Gang
Dimensions	6.00" x 4.85"	6.00" x 8.13"	6.00" x 11.34"

## One Piece Brass Cover and Carpet Flange

Material	SF3925	SF2525	SF2725	SF2925
Brass 6.25" Dia.				
	Duplex Flap	2 1/8" x 3/4" Combination	2 1/8" x 1" Combination	2 1/8" Single Receptacle

## Above-Floor Service Fittings (Single Service)



Hubbell offers a variety of above-floor service pedestals to satisfy just about any requirement. Hubbell low profile service pedestals are available in aluminum or brass. Large capacity enables a choice of services—you can even create your own unique pedestal to satisfy specific requirements. Above floor service fittings are ideal for furniture feed applications.

### Pedestals – Metallic – LO-CON (single service only)

Traditional metallic pedestals with die-cast aluminum frame, brushed aluminum housing and stainless steel faceplates. These pedestals are offered as component parts. They mount on floor box covers or floor deck/duct systems with  $\frac{3}{4}$ -inch or 1-inch threaded openings.



SC3098A  
SC3099A

**Create Pedestal – Create your own pedestal to meet specific service requirements. Order housing, face plates and devices separately.**

Description Numbers	Catalog
Frame, housing, $\frac{3}{4}$ in. chase nipple, without plates.	SC3098A
Frame, housing, 1 in. chase nipple, without plates.	SC3099A
Blank plate.	SS309B
Telephone bushing with 1 in. I.D. and (2) $\frac{3}{8}$ in. KO for coax.	SS309T
Single receptacle plate with 1.39 in. (35.3) opening.	SS309S
Duplex receptacle plate.	SS309D
Style Line® plate.	SS309DS

**Furniture Feed Plates – Use with SC3098A or SC3099A housings to feed furniture systems in office settings or display cases in retail applications.**

Description Numbers	Catalog
Aluminum plate with $\frac{3}{4}$ in. trade size knockout.	SS309SF
Aluminum plate, blank.	SS309BF

*Note: When using SS309SF on Hubbell's Lo-Con pedestals, SS309BF must be used on the opposite side.*





## Above-Floor Service Fittings (Single Service)

### Pedestals – Specialized Service – Large Capacity Pedestals (single service only)

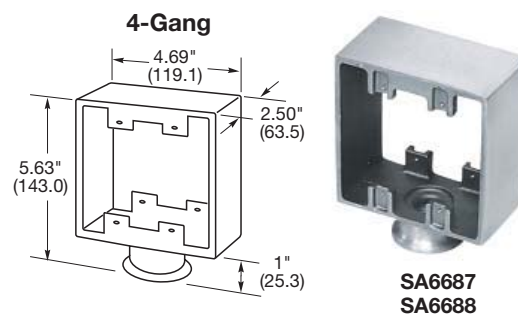
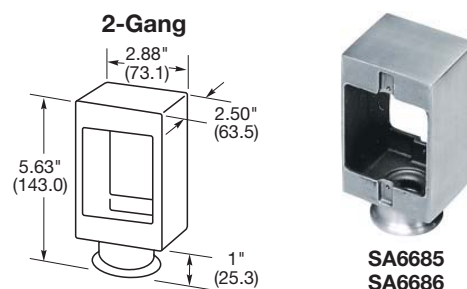
Designed to accommodate receptacles up to 50A (4-gang only). These brushed aluminum pedestals are furnished with either a ¾-inch or 1-inch hub and are designed for mounting to floor box covers with ¾-inch or 1-inch threaded openings. Create your own unique pedestal with a wide choice of stainless steel plates and devices.

Description (2-Gang Housing)	Catalog Numbers
2-gang (front and back) with ¾ in. hub.	SA6685
2-gang (front and back) with 1 in. hub.	SA6686

Plate Option – 1-Gang	
Description	Catalog Numbers
Duplex opening.	SS8
Style Line® opening.	SS26
Single receptacle opening – boss diameter 1.36 to 1.39 in. (34.5 to 35.3).	SS7
Single receptacle opening – boss diameter 1.55 to 1.58 in. (39.4 to 40.1).	SS720
Blank plate.	SS13

Description (4-Gang Housing)	Catalog Numbers
4-gang (2 front and 2 back), with ¾ in. hub.	SA6687
4-gang (2 front and 2 back), with 1 in. hub.	SA6688

Plate Option – 2-Gang	
Description	Catalog Numbers
Two duplex openings.	SS82
Two Style Line® openings.	SS262
Two single receptacle openings – boss diameter 1.36 to 1.39 in. (34.5 to 35.3).	SS72
Single receptacle opening – boss diameter 2.41 to 2.44 in. (61.2 to 62.0).	SS701
Single receptacle opening – boss diameter 2.09 to 2.13 in. (53.1 to 54.1).	SS703
Blank plate.	SS23



# Accessories

## Replacement Adjustable Collar



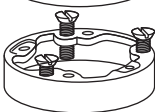
C2400

C4200

Cover Frame



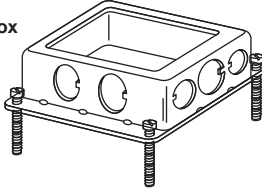
Adjustable Collar



Adapter



Box



## Replacement Cover Frames



S5016

S5017A

## Crown Plugs



S5012

S5013

## Flush Cap Rings



S5010

## Flush Plugs



S5007

Experiencing a problem? Let Hubbell accessories help solve it. Hubbell stacking (adjustable) collars are the answer if the box is set too low. Need a replacement? Choose from a full line of replacement covers and fittings. Hubbell accessories also help you with the protection you need for plugs and receptacles.

## Problem Solvers and Replacement Components Stacking (Adjustable) Collars and Frames.

Designed to be used if floor box is set too low beneath the floor surface or the adjustable collar and/or adapter on the box is damaged.

If the box number is . . .	Use Collar Number	Extension Value
B2429, B2427, B2436 or B2437	C2400*	.81" (20.5)
B2503, B2506	C2504*	1.06" (26.9)
B2529, B2536, B2527 or B2537	C2500*	1.06" (26.9)
B4233	C4200*	1.03" (26.2)
B4333	C4300*	1.03" (26.2)

Notes: \*Only available as sets (collars and adapters). In cases where the adapter on the floor box is not damaged, and only stacking is required, discard the adapter and use only the collar. The adjustable collars listed above can be stacked as required to reach the floor surface. Longer screws will be required if more than one collar is stacked (screws not provided). These screws are commercially available. Flat head #12-24UNC machine screw x (approx. length). Minor Upward Adjustments: Round or Rectangular cover frames (trim rings) may be stacked if the floor box is only slightly recessed below the floor surface.

## Replacement Components for Floor Box Covers and Fittings

Box Type	Dimension	Use Flange Number	Extension Value
Round	4.19" (106.4) diameter	S5016 or SA5016	.31" (7.9)
Rectangular	3.19" (81.0) x 4.38" (111.2)	S5017A or SA5017A	.31" (7.9)

## Crown Plugs

Description	Used in the following covers	Catalog Numbers	
		Brass	Aluminum
3/4" thread size.	S2525, SA2525, S881, S2555, S2530, S2425, SA2425, SF2525	S5012	SA5012
1" thread size.	S2725, SA2725, S2755, S2730, S2625, SA2625, SF2725	S5013	SA5013

## Flush Cap Rings

Description	Used in the following covers	Catalog Numbers	
		Brass	Aluminum
2 1/8" threaded plug with 3/4" thread size opening.	S2525, SA2525, S881, S2555, S2530, S2425, SA2425, SF2525	S5010	SA5010
2 1/8" threaded plug with 1" thread size opening.	S2725, SA2725, S2755, S2730, S2625, SA2625, SF2725	S5025	SA5025

## Flush Plugs

Description	Used in the following covers	Catalog Numbers	
		Brass	Aluminum
3/4" I.P.S. thread size.	F1339, F1340	S5002	-
1" I.P.S. thread size.	F1539	S5003	-
1 1/2" fine thread size.	S3725, SA3725, S3625, SA3625	S5007	SA5007
2 1/8" fine thread size.	S2925, SA2925, S88, S2930, S2955, SF2925, S2825	S5020	SA5020
2 3/8" fine thread size.	S3525, S3425	S5030	-

## Accessories

### Problem Solvers and Replacement Components Protective Ring for 2½ in. Threaded Covers

Description	Catalog Numbers
Provides mechanical and wet mop protection for plugs and receptacles (brass).	S3061

Protective Ring for 2½" Threaded Covers



S3061

### Theater Seating Floor Box

Description	Catalog Numbers
The theater seating floor box is nonadjustable and provides a ¾ in. threaded hub for conduit connection to theater aisle lights. It permits opening of the enclosure for wiring without disturbing above floor connections. Other features include a cast iron box with a corrosion-resistant finish and a blank steel cover. Knockouts: (¾ in. surface, ¾ in. sides, ¾ in. bottom) 18.80 cu. in. (380 cubic cm).	F3185

Theater Seating Floor Box



F3185

### Adjustable Tops (Brass)

#### Brass Outlet Fittings for Conduit Systems.

Future requirements for floor outlets may be accommodated by systematically studding the floor with these fittings, all radiating from one or more floor boxes, from which any changes or additions may be subsequently made by the pulling of wires from box to the outlet. Adjustable tops are male connections to be mounted on elbow or tee fittings. They provide a pre-pour adjustment and an available connection for above-floor service heads.

Description	A	B	Catalog Numbers
¾ in. threaded conduit size (male).	1.25" (31.8)	1.44" (36.6)	F1339
1 in. threaded conduit size (male).	1.31" (33.3)	1.75" (44.5)	F1539

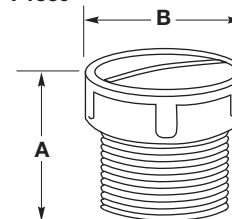
Note: Adjustment: ¾ in. and 1 in. fittings permit ½ in. vertical adjustment.

Adjustable Tops (Brass)



F1339

F1539



Adjustable Tops

### Coupling (Brass)

Couplings are utilized for straight conduit connections when a floor box is not required. The conduit stub is brought to within approximately 1¼ in. of the planned surface, and the coupling is mounted and adjusted prior to the concrete pour. Standard service heads may be mounted to the couplings as required.

Description	A	B	Catalog Numbers
¾ in. threaded conduit size (female).	1.44" (36.6)	1.25" (31.8)	F1340

Coupling (Brass)



F1340

# Hubbell Floor Box Cover to Receptacle Compatibility Chart

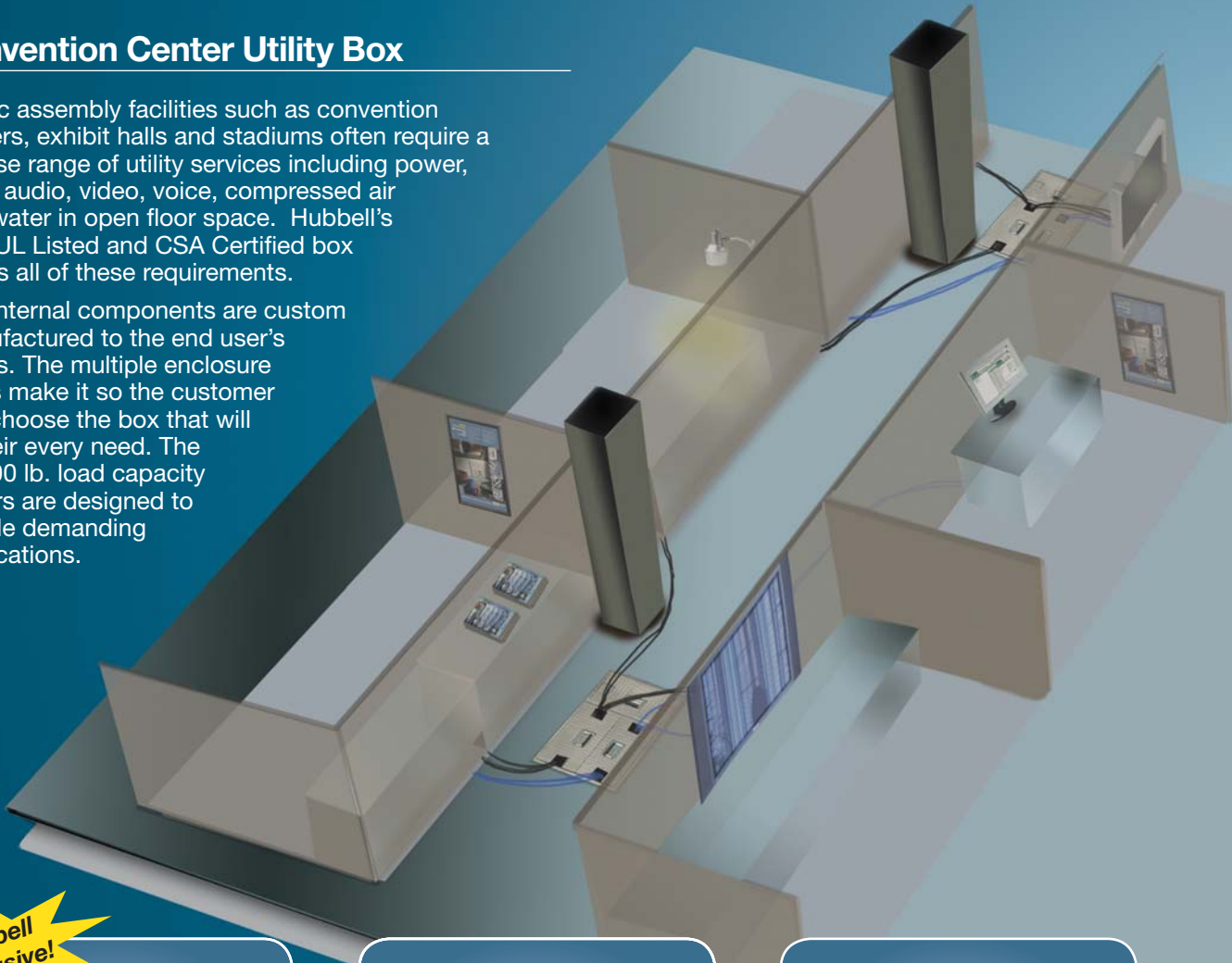
Cover Style		Terazzo (2 1/8")	2 9/16"	2 1/8"	Duplex Flap	Duplex Plug	Style Line®
Round		S3325 	S3525 	S(A)2925  S(A)2725 S(A)2525	S(A)3925 	S(A)3725 	
Rectangular			S3425 	S2825  S(A)2625 S(A)2425	S(A)3825 	S(A)3625 	S(A)3826 
Rating	NEMA Config.						
2P, 3W 15A, 125V	5-15R 	HBL5251 HBL5261 IG5261	HBL5251 HBL5261 IG5261	HBL5251 HBL5261 IG5261	5252AB 5262B CR5252IG HBL5252 HBL5262 IG5262	5252AB 5262B CR5252IG HBL5252 HBL5262 IG5262	HBL2152 IG2152 GF15L GFST15 HBL5260SA HBL5262SA
2P,3W 15A, 125V	L5-15R 	HBL4710 IG4710	HBL4710 IG4710	HBL4710 IG4710	HBL4700 IG4700A HBL4792 HBL4794 HBL4795	HBL4700 IG4700A HBL4792 HBL4794 HBL4795	
2P, 3W 15A, 250V	6-15R 	HBL5661 IG5661	HBL5661 IG5661	HBL5661 IG5661	HBL5652 HBL5662 IG5662	HBL5652 HBL5662 IG5662	
2P, 3W 15A, 250V	L6-15R 	HBL4560 IG4560	HBL4560 IG4560	HBL4560 IG4560	HBL4550 IG4550A	HBL4550 IG4550A	
2P, 3W 15A, 277V	7-15R 				HBL5302	HBL5302	
2P, 3W 15A, 277V	L7-15R 	HBL4760	HBL4760	HBL4760	HBL4750	HBL4750	
2P, 3W 20A, 125V	5-20R 	HBL5361 IG5361	HBL5361 IG5361	HBL5361 IG5361	5352AB 5362B CR5352IG HBL5352 HBL5362 IG5362	5352AB 5362B CR5352IG HBL5352 HBL5362 IG5362	HBL2162 IG2162 GF20L GFST20 HBL5360SA HBL5362SA
2P, 3W 20A, 125V	5-20R 				HBL5392	HBL5392	
2P, 3W 20A, 125V	L5-20R 	HBL2310 IG2310	HBL2310 IG2310	HBL2310 IG2310			
2P, 3W 20A, 250V	6-20R 	HBL5461 IG5461	HBL5461 IG5461	HBL5461 IG5461	HBL5462 IG5462	HBL5462 IG5462	
2P, 3W 20A, 250V	L6-20R 	HBL2320 IG2320	HBL2320 IG2320	HBL2320 IG2320			
2P, 3W 30A, 125V	L5-30R 	HBL2610 IG2610	HBL2610 IG2610	HBL2610 IG2610			
2P, 3W 30A, 250V	L6-30R 	HBL2620 IG2620	HBL2620 IG2620	HBL2620 IG2620			
3P, 4W, 20A 125/250V	14-20R 	HBL8410	HBL8410	HBL8410			
	L14-20R 	HBL2410 IG2410	HBL2410 IG2410	HBL2410 IG2410			
3P, 4W, 20A 3Ø 250V	15-20R 	HBL8420	HBL8420	HBL8420			
	L15-20R 	HBL2420 IG2420	HBL2420 IG2420	HBL2420 IG2420			
3P, 4W, 30A 125/250V	L14-30R 	HBL2710 IG2710	HBL2710 IG2710	HBL2710 IG2710			
3P, 4W, 30A 3Ø 250V	L15-30R 	HBL2720 IG2720	HBL2720 IG2720	HBL2720 IG2720			
3P, 4W, 30A 3Ø 600V	L17-30R 	HBL2740	HBL2740	HBL2740			
4P, 5W, 20A 3Ø Y 120/208V	L21-20R 	HBL2510 IG2510	HBL2510 IG2510	HBL2510 IG2510			
	L23-20R 	HBL2530	HBL2530	HBL2530			
4P, 5W, 30A 3Ø Y 120/208V	L21-30R 	HBL2810 IG2810	HBL2810 IG2810	HBL2810 IG2810			
	L23-30R 	HBL2830	HBL2830	HBL2830			



# Convention Center Utility Box

Public assembly facilities such as convention centers, exhibit halls and stadiums often require a diverse range of utility services including power, data, audio, video, voice, compressed air and water in open floor space. Hubbell's new UL Listed and CSA Certified box meets all of these requirements.

The internal components are custom manufactured to the end user's needs. The multiple enclosure types make it so the customer can choose the box that will fit their every need. The 32,000 lb. load capacity covers are designed to handle demanding applications.



**Hubbell Exclusive!**



**Polyurethane Enclosure**  
Maximum corrosion resistance for on-grade applications. Large wiring space for maximum number of devices.



**Stainless Steel Enclosure (14 Gauge 304)**  
Corrosion resistant enclosure suitable for both on and above-grade applications.



**Painted Galvanized Steel Enclosure (14 Gauge G90)**  
Cost effective, corrosion resistant paint. Suitable for both on and above grade applications.

Features	Benefits
UL Listed and CSA Certified	Third party approved and certified.
Heavy Duty Covers	32,000 lb. load capacity.
Scrub Water	Meets UL514 requirements for scrub water and prevents water, dirt and debris from entering the electrical devices.
Custom Built Panels	Accepts a wide variety of electrical configurations including 100A pin and sleeve, 30A Twist-Lock® and straight blade devices.
Separate Enclosure for Compressed Air and Water Utilities	Prevents air and water utilities from coming in contact with electrical services.

# Convention Center Utility Box

Non-Metallic Series

Galvanized steel concrete covers are provided with each box to protect the cast aluminum cover during the concrete pour.




Angle steel frame provides structural support and is powder-coated for corrosion resistance.

Up to a 4 inch pull through conduit channel may be field cut.

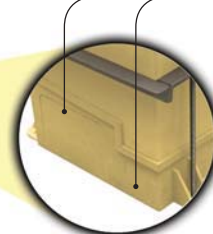
Conduit feeds can be easily field cut to the specified conduit size.

The 3/8 inch thick box enclosure is constructed of polyurethane for rust, corrosion and moisture resistance. The material meets UL94 V-0 and 5VA flammability requirements.



The box can be easily leveled prior to the pour by simply adjusting the threaded rods.

Optional separate enclosure for water/compressed air provides maximum safety.



## Non-Metallic Convention Center Utility Box

Description	Catalog Numbers
Convention Center Utility Box with Cover for Power and Data/Communications.	<b>HBLCCUBPD</b>
Convention Center Utility Box with Cover for Power, Data/Communications and Air/Water Box.	<b>HBLCCUBPDW</b>

## Power and Data Panels\*

Custom manufactured and pre-wired to your project specifications. Panel options include 60A or 100A pin and sleeve, 20A and 30A Twist-Lock®, 20A GFCI, isolated ground or industrial straight blade devices. Optional circuit breaker protection is available. Up to two-gangs available for audio/video/data communication requirements. Both power and data panels are shipped separately after the boxes have been set in concrete.

Note: \* Contact Hubbell for available configurations of power and data panels.

Stand Alone Power/Data Box  
**HBLCCUBPD**

Circuit breaker panel.

Up to 6-gangs of 20A or 30A devices.

Up to 100A Pin & Sleeve device.

2 inch drain.

Weather-proof covers.

Skid resistant pattern.


Large hinged drop down cable access doors.

Heavy duty spring loaded recessed handles.

Power and low voltage are divided.

# Convention Center Utility Box

Metallic Series



## Metallic Convention Center Utility Boxes\*


Painted Galvanized Steel Box Description	Catalog Numbers
Steel Convention Center Utility Box with Cover for Power and Data/Communications.	<b>HBLSCCUBPD</b>
Steel Convention Center Utility Box with Cover for Power, Data/Communications and Air/Water Box.	<b>HBLSCCUBPDW</b>
Steel Convention Center Utility Box with Cover for Air/Water Only.	<b>HBLSCCUBW</b>
Stainless Steel Box Description	
Steel Convention Center Utility Box with Cover for Power and Data/Communications in Stainless Steel.	<b>HBLSCCUBPDSS</b>
Steel Convention Center Utility Box with Cover for Power, Data/Communications and Air/Water Box in Stainless Steel.	<b>HBLSCCUBPDWSS</b>
Steel Convention Center Utility Box with Cover for Air/Water Only in Stainless Steel.	<b>HBLSCCUBWSS</b>

Note: \*All boxes provided with galvanized steel concrete covers.

## Power and Data Panels\*\*

Custom manufactured and pre-wired to your project specifications. Panel options include 60A or 100A pin and sleeve, 20A and 30A Twist-Lock®, 20A GFCI, isolated ground or industrial straight blade devices. Optional circuit breaker protection is available. Up to two-gangs available for audio/video/data communication requirements. Both power and data panels are shipped separately after the boxes have been set in concrete.

Note: \*\*Contact Hubbell for available configurations of power and data panels.



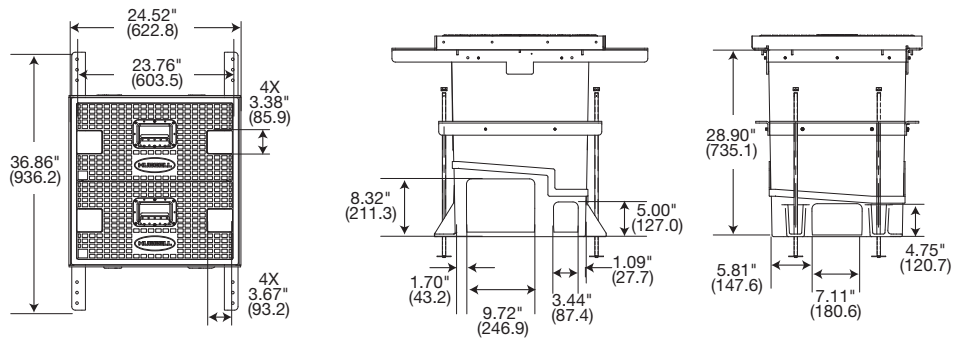


# Convention Center Utility Box

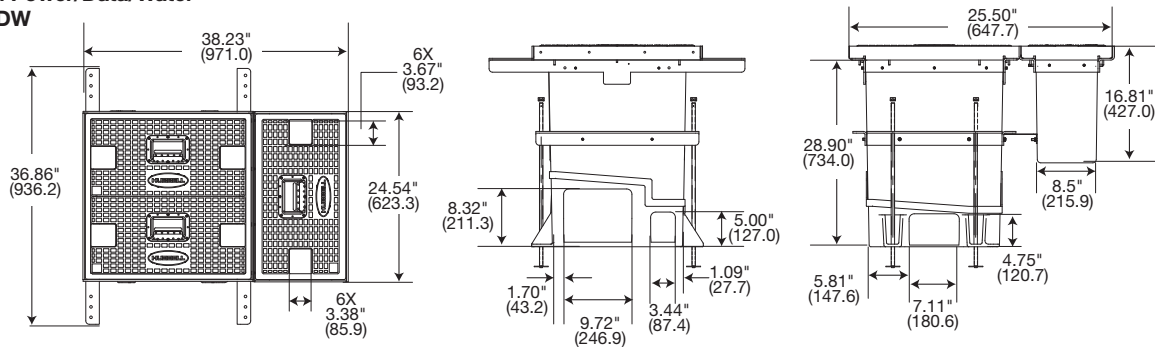
## Dimensional Information

### Non-Metallic Box

#### Stand Alone Power/Data HBLCCUBPD

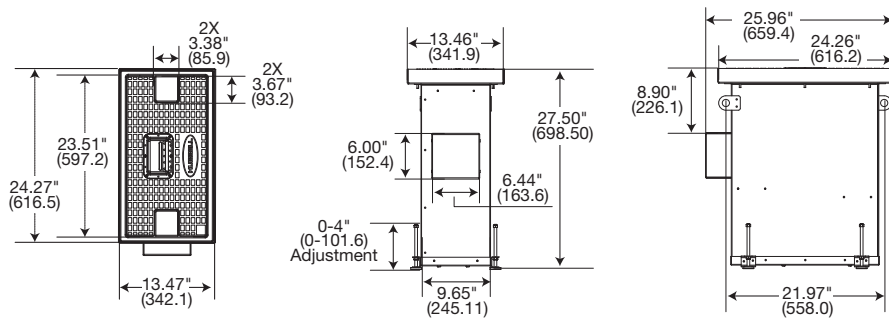


#### Combination Power/Data/Water HBLCCUBPDW

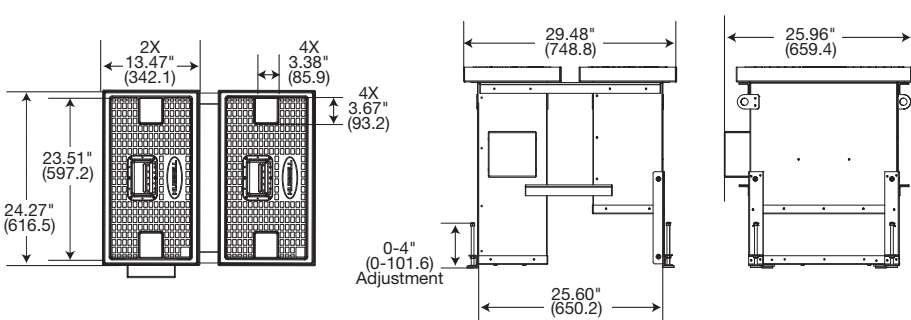


### Galvanized or Stainless Steel Metallic Box

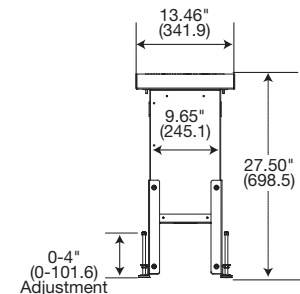
#### Stand Alone Power/Data HBLSCCUBPD (Galvanized) HBLSCCUBPDSS (Stainless Steel)



#### Combination Power/Data/Water HBLSCCUBPDW (Galvanized) HBLSCCUBPDWSS (Stainless Steel)



#### Stand Alone Water/Air Box HBLSCCUBW (Galvanized) HBLSCCUBWSS (Stainless Steel)






# Hubbell CONNEXION Zone Distribution System

# HUBBELL

Increasing the value of your infrastructure

Product	Page
Hubbell CONNEXION Zone Distribution System .....	130
System Planning.....	131
Zone Distribution Boxes and Pre-Wired Raised Access Floor Box Configuration .....	132
Unloaded Raised Access Floor Boxes and Face Plates.....	133
CONNEXION – Wiring Schematics .....	134





# Hubbell CONNEXION Zone Distribution System


Effective utilization of open space depends on the availability of power, communications and the ability to reconfigure the space with minimal down time. As infrastructure requirements change, conventional wiring systems fail to provide the flexibility required to support constantly changing personnel and ever evolving technologies. The Hubbell CONNEXION Zone Distribution System is a factory assembled, flexible, modular system that delivers power and data in raised floor installations. This unique system increases the value of the infrastructure and meets the challenges posed by new construction and renovation in commercial offices, retail outlets and educational facilities. By improving cable management, enhancing flexibility, and reducing administration expense, the CONNEXION Zone Distribution System allows for power and communications to be located where needed for efficient relocations and upgrades.



**Zone Distribution Box**  
The Zone Distribution Box (ZDB) is the conversion point between hard wiring (conventional pipe and wire) done by the on-site electrical contractor and the pre-manufactured zone distribution system. All components are UL Listed to UL183 as “Manufactured Wiring System”.

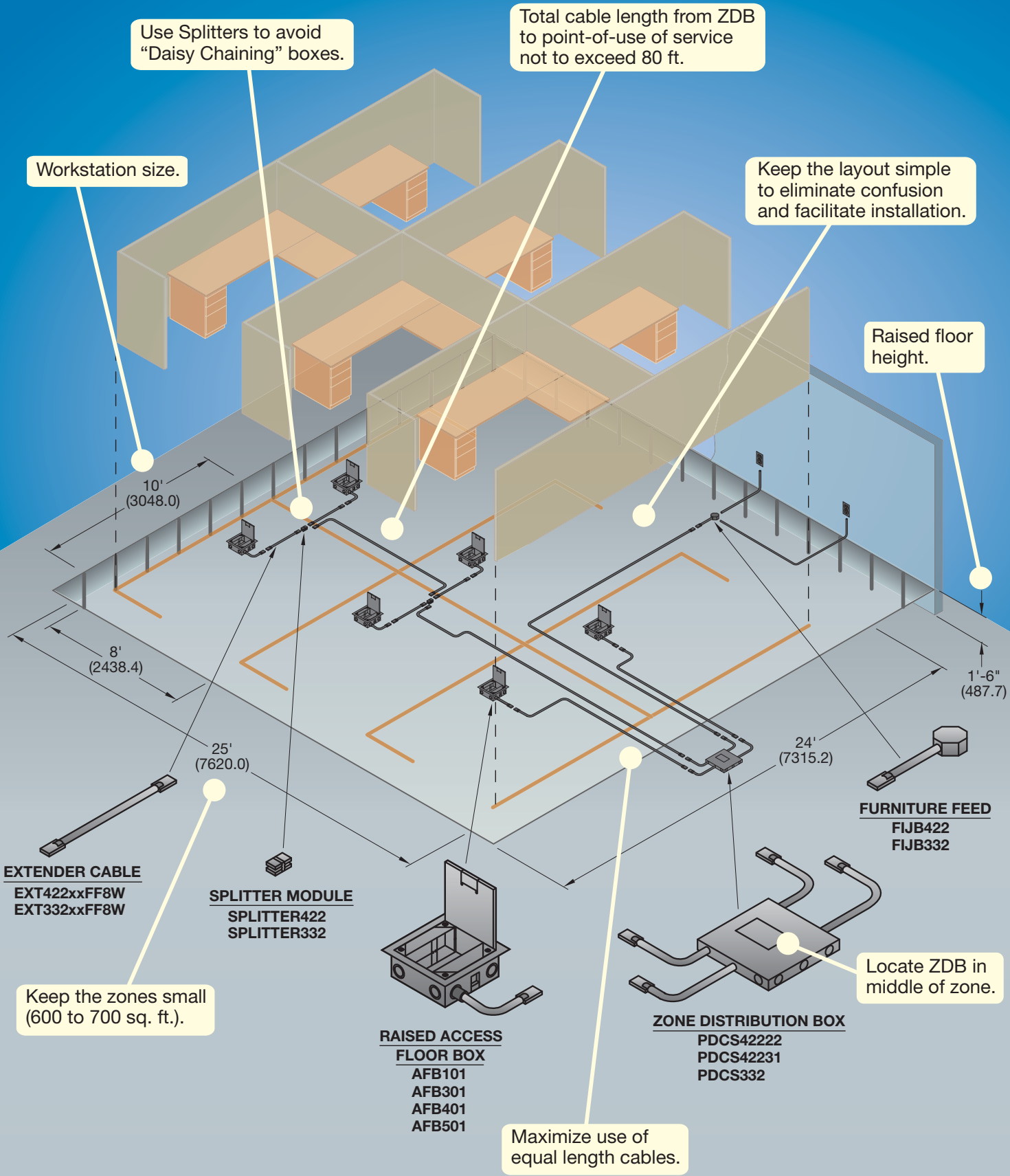


**Extender Cables**  
The extender cable is the link between the zone distribution box and point of use furniture feeds and raised access floor boxes. Extender cables carry all 8 conductors to every point in the zone, offering the greatest degree of circuit capacity—all 8 wires go everywhere.



**Splitter**  
A “one-in”, “three-out” device that allows power to be distributed to more than one location without running cables back to the ZDB. This allows the potential to power up more than one furniture feed or floor box from a single ZDB feed.

# System Planning



Use Splitters to avoid "Daisy Chaining" boxes.

Total cable length from ZDB to point-of-use of service not to exceed 80 ft.

Workstation size.

Keep the layout simple to eliminate confusion and facilitate installation.

Raised floor height.

10' (3048.0)

8' (2438.4)

25' (7620.0)

24' (7315.2)

1'-6" (487.7)

**EXTENDER CABLE**  
EXT422xxFF8W  
EXT332xxFF8W

**SPLITTER MODULE**  
SPLITTER422  
SPLITTER332

**FURNITURE FEED**  
FIJB422  
FIJB332

Keep the zones small (600 to 700 sq. ft.).

**RAISED ACCESS FLOOR BOX**  
AFB101  
AFB301  
AFB401  
AFB501

**ZONE DISTRIBUTION BOX**  
PDCS42222  
PDCS42231  
PDCS332

Locate ZDB in middle of zone.

Maximize use of equal length cables.

# Zone Distribution Boxes and Pre-Wired Raised Access Floor Box Configuration



## Expandable Zone

Distribution Boxes	Catalog Numbers	Splitter Modules	Catalog Numbers
4/2/2 System (2+2)	<b>PDCS42222</b>	4/2/2 System	<b>SPLITTER422</b>
4/2/2 System (3+1)	<b>PDCS42231</b>	3/3/2 System	<b>SPLITTER332</b>
3/3/2 System	<b>PDCS332</b>		



## Extender Cable

Female To Female	Catalog Numbers	Furniture Feed	Catalog Numbers
4/2/2 System	<b>EXT422xxFF8W*</b>	4/2/2 System	<b>FIJB422</b>
3/3/2 System	<b>EXT332xxFF8W*</b>	3/2/2 System	<b>FIJB332</b>

Note: \* Replace xx with "05" for 5 ft., "10" for 10 ft., "15" for 15 ft., "20" for 20 ft., "25" for 25 ft. and "30" for 30 ft. Custom lengths are available upon request.



## Cable Whip

Male To Open	Catalog Numbers	Cable Whip Female To Open	Catalog Numbers
4/2/2 System, 15 in.	<b>EXT42201MO8W</b>	4/2/2 System, 15 in.	<b>EXT42201FO8W</b>
3/3/2 System, 15 in.	<b>EXT33201MO8W</b>	3/3/2 System, 15 in.	<b>EXT33201FO8W</b>
4/2/2 System, 5 ft.	<b>EXT42205MO8W</b>	4/2/2 System, 15 ft.	<b>EXT42215FO8W</b>
3/3/2 System, 5 ft.	<b>EXT33205MO8W</b>	3/3/2 System, 15 ft.	<b>EXT33215FO8W</b>



## Pre-Wired Raised Access Floor Box Configuration

Step 1 – Select a Raised Floor Box Series

Box Series	Description	Dimensions	Cubic Inch Capacity	Conduit Knockouts
<b>AFB301</b>	4-Gang Deep w/ Metal Cover	10.00"L x 10.00"W x 4.0"H	4 x 29.5 (483.4)	½", ¾", 1", 1¼"
<b>AFB401</b>	4-Gang Shallow w/ Metal Cover	10.00"L x 10.00"W x 2.63"H	4 x 25.5 (417.9)	½", ¾"
<b>AFB501</b>	8-Gang Deep w/ Metal Cover	10.00"L x 10.00"W x 5.13"H	4 x 49.5 (811.2)	½", ¾", 1", 1¼"
<b>AFB101</b>	4-Gang Deep w/ Non-Metallic Cover	9.00"L x 7.00"W x 5.25"H	4 x 23.5 (385.1)	½", ¾", 1"

Step 2 – Use Device Selection Chart to Configure Gangs

(Configured Catalog Number)

<b>Step 2A</b>	If customer needs the 4-gang deep box:	<b>AFB301</b>
<b>Step 2B</b>	Choose 4/2/2 or 3/3/2 System {4 = 4/2/2, 3 = 3/3/2}	<b>AFB3014</b>
<b>Step 2C</b>	Gang 1 - Configure using selection chart	<b>AFB3014A</b>
<b>Step 2D</b>	Gang 2 - Configure using selection chart	<b>AFB3014AE</b>
<b>Step 2E</b>	Gang 3 - Configure using selection chart	<b>AFB3014AEH</b>
<b>Step 2F</b>	Gang 4 - Configure using selection chart	<b>AFB3014AEHZ</b>

Device Selection Chart	
Catalog Letter	Description
<b>A</b>	Line 1, 20A Duplex ( <b>CR5362GY</b> )
<b>B</b>	Line 1, 20A, IG Duplex ( <b>CR5352IG</b> )
<b>E</b>	Line 2, 20A Duplex ( <b>CR5362GY</b> )
<b>F</b>	Line 2, 20A, IG Duplex ( <b>CR5352IG</b> )
<b>I</b>	Line 3, 20A Duplex ( <b>CR5362GY</b> )
<b>H</b>	Line 3, 20A, IG Duplex ( <b>CR5352IG</b> )
<b>O</b>	Line 4, 20A Duplex ( <b>CR5362GY</b> )
<b>P</b>	Line 4, 20A, IG Duplex ( <b>CR5352IG</b> )
<b>Z</b>	Unpopulated Gang, empty for install of tel/data.



# Unloaded Raised Access Floor Boxes and Face Plates

Dimensions Inches (mm)	Metallic Cover			Non-Metallic Cover
<b>Style</b> 	<b>4-Gang Deep</b>  <b>AFB301BK*</b> <b>AFB301GNT*</b>	<b>4-Gang Shallow</b>  <b>AFB401BK*</b> <b>AFB401GNT*</b>	<b>8-Gang Deep</b>  <b>AFB501BK*</b> <b>AFB501GNT*</b>	<b>4-Gang Deep</b>  <b>HBLAFB101BK*</b> <b>HBLAFB101GNT*</b>
<b>Cover Color</b> Black Gray				
<b>Max. Floor Thickness</b>	2.75" (69.9)	1.88" (47.8)	3.75" (95.3)	2.00" (50.8)
<b>Cubic Inch (cm<sup>3</sup>) Capacity Per Gang</b>	29.5 cu. in. (483.4 cm <sup>3</sup> )	25.5 cu. in. (417.9 cm <sup>3</sup> )	49.5 cu. in. (811.2 cm <sup>3</sup> )	23.5 cu. in. (385.1 cm <sup>3</sup> )
<b>Dimensions – A</b>	4.00" (101.6)	2.62" (66.5)	5.12" (130.0)	5.18" (131.6)
<b>Dimensions – B</b>	10.00" (254.0)	10.00" (254.0)	10.00" (254.0)	9.00" (228.6)
<b>Dimensions – C</b>	10.00" (254.0)	10.00" (254.0)	10.00" (254.0)	7.00" (177.8)
<b>Cover Flange Dimensions</b>	12.00" x 12.00"	12.00" x 12.00"	12.00" x 12.00"	10.62" x 8.62"
<b>Knockouts – Sides</b>	(1) 1/2", (2) 1/2" & 3/4", (4) 1/4" trade size	(1) 1/2", (6) 1/2" & 3/4" trade size	(1) 1/2", (2) 1/2" & 3/4", (4) 1/4" trade size	(4) 1/2" & 3/4", (4) 3/4" & 1" trade size
<b>Knockouts – Bottom</b>	(4) 3/4" & 1" trade size	(4) 3/4" & 1" trade size	(4) 3/4" & 1" trade size	(4) 3/4" & 1" trade size
<b>Cover and Flange Included (Carpet or tile application)</b>	✓	✓	✓	✓
<b>Floor Tile Cut-Out</b>	10.25" x 10.25"	10.25" x 10.25"	10.25" x 10.25"	9.00" x 7.00"

Notes: UL File Number E197203. CSA File Number LR702145.

## Replacement Metallic Cover and Flange

Description	Dimensions	Color	Catalog Numbers
Cover and Flange	12"W x 12"L	Gray	<b>HBLTCGNT</b>
Cover and Flange	12"W x 12"L	Black	<b>HBLTCGNTBK</b>



**HBLTCGNT**

## Replacement Non-Metallic Cover and Flange

Description	Dimensions	Color	Catalog Numbers
Cover and Flange	7"W x 9"L	Gray	<b>HBLAFB101TCGNT*</b>
Cover and Flange	7"W x 9"L	Black	<b>HBLAFB101TCBK*</b>











**HBLAFB101TCGNT\***











Notes: \*For City of Chicago approved versions, use following part numbers: HBLAFB301BASEC, HBLAFB401BASEC and HBLAFB501BASEC. Cover must be ordered separately (i.e., HBLTCGNT and HBLTCGNTBK). These versions do not include knockouts and meet construction requirements for CCEA-2000. AFB covers are reversible for both carpet recess and flush tile applications.

\* Insert for flush tile applications included. Remove insert for carpet recess.

## Hubbell – Screw Type Face Plates\*

HBLST302SGY	HBLDE301SGY	HBLT0310SGY	HBLTL318GY	HBLTL319SGY	HBLBL300SGY	HBLIMFSGY	HBL317SGY
							
Duplex	Style Line®	Toggle	Single Receptacle (1.56" Boss Dia.)	Single Receptacle (1.39" Boss Dia.)	Blank	Hubbell iSTATION™ (See pages 166 & 167 for module options)	Hubbell 6-Port

## Open Systems – Screw Type Face Plates\*

HBLAM303SGY	HBLAMP313SGY	HBLKR314SGY	HBLT309SGY	HBLPA308SGY	HBLN0309SGY	HBLSI305SGY	HBLSI315SGY	HBLOR306SGY	HBLORT322SGY
									
AMP-ACO	AMP 6-Port	Krone®/Leviton®	SYSTIMAX®	Panduit Mini-Com®	NORDX® 6-Port (Cat. 5e jacks only)	Siemon CT® Series	Siemon MAX® Series	Ortronics Series II®	Ortronics TracJack®

Note: \*Catalog number indicated is gray, replace "GY" with the following to designate color: "BK" for Black, "WA" for White, "I" for Ivory.

AMP is a registered trademark of Tyco Electronics Corp. Krone® is a registered trademark of Krone, Inc. Leviton® is a registered trademark of Leviton. SYSTIMAX® is a registered trademark of CommScope, Inc. Mini-Com® and Panduit® are registered trademarks of Panduit Corp. NORDX® is a registered trademark of Belden/CDT, Inc. MAX® and CT® Series are registered trademarks of The Siemon Company. TracJack®, Series II® and Ortronics® are registered trademarks of Ortronics/Legrand.

# CONNEXION – Wiring Schematics

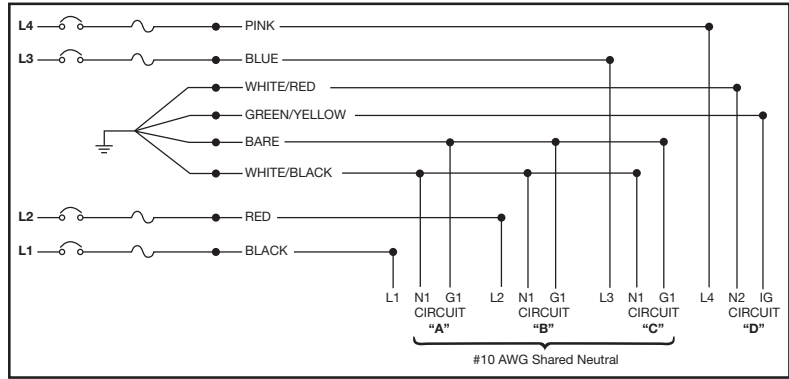
The CONNEXION System is offered in three common 20A per circuit wiring configurations to support the unique requirements of a building infrastructure. The basic system design to deliver all eight wires throughout the Network, consisting of hots, neutrals, grounds, and isolated grounds.

## 4/2/2 System Configuration (4-Hots, 2-Neutrals, 2-Grounds)

### 3 + 1 Wiring Configuration

Appropriate in areas where moderate amounts of sensitive equipment are used, and where separation from other circuits and isolated grounding are required.

- Three circuits share #10 AWG neutral to manage harmonics for general purpose.
- Isolated ground capability for sensitive equipment.
- Component Rating: 20 amperes at 120/208 or 120/240 volt.
- 8-Wires (4 hots, 2 neutrals, 2 grounds).

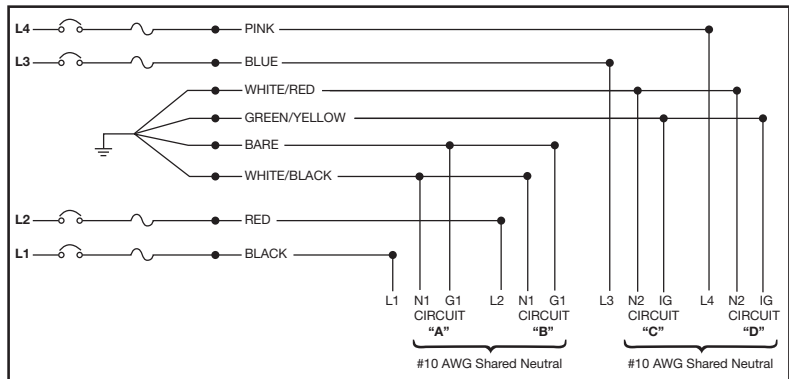


## 4/2/2 System Configuration (4-Hots, 2-Neutrals, 2-Grounds)

### 2 + 2 Wiring Configuration

Appropriate in areas where a high concentration of sensitive equipment (computers, printers) is needed and minimal amounts of conventional equipment exist.

- Two circuits share #10 AWG neutral to manage harmonics for general purpose.
- Isolated ground capability for sensitive equipment.
- Component Rating: 20 amperes at 120/208 or 120/240 volt.
- 8-Wires (4 hots, 2 neutrals, 2 grounds).

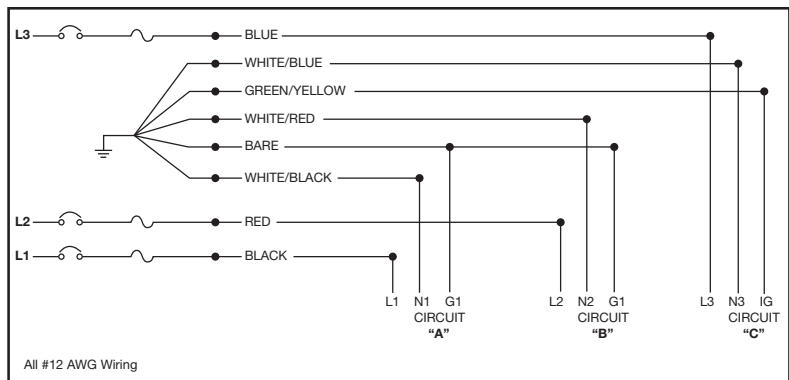


## 3/3/2 System Configuration (3-Hots, 3-Neutrals, 2-Grounds)

### 2 + 1 Wiring Configuration

Appropriate where either a 120/240 volt or 120/208 volt 3Ø Y power distribution system exists and separate neutral conductors are desired.

- Two circuits for general purpose.
- Isolated ground capability for sensitive equipment.
- Each circuit has its own neutral to manage harmonics.
- Component Rating: 20 amperes at 120/208 or 120/240 volt.
- 8-Wires (3 hots, 3 neutrals, 2 grounds).



Note: Contact factory for custom wiring configurations.

## Furniture Connectivity Boxes

This family of furniture connectivity boxes installs into conference tables and individual workstations to bring power, voice, data, and multimedia directly to the point of use. In addition, they offer an aesthetic design with improved cable management. Now, users can plug in laptop computers for both power and data at the desktop level - no more crawling under the table or moving obstacles to get to the electrical outlet and network connectivity.



### Flush Mount Boxes

Hubbell offers square and rectangular flush mount boxes in 2- and 4-gang configurations. These boxes are available with either stainless steel or granite finish covers that conveniently flip-down to store inside the box when in use. Boxes feature adjustable restraints to simplify the installation. The low voltage divider is field configurable for maximum flexibility.



### Surface Mount Boxes

For applications where surface mount installation is desired, Hubbell offers low profile 2- and 3-gang designs. The angled profile compliments desktop environments. The powder coated 16-gauge steel enclosure with granite finish provides durability without sacrificing aesthetics.



### Recessed Mount Boxes

Hubbell offers 4- and 8-gang boxes for recessed table-top installations. The convenient 90-degree design provides improved cable management for power and data cords. Boxes feature screw down design for secure installation. The granite finish compliments any décor.



# Furniture Connectivity Boxes



HBLSHA2\*



HBLPHA2\*



HBLCON2\*



HBLMIR4\*



HBLMAR2\*



HBL317SBK



HBLTL319SBK



HBLTL318SBK



HBLIMFSBK



HBLST302SBK



HBLTO310SBK



HBLDE301SBK



HBLBL300SBK

## Square Flush Mount Boxes

Description	Catalog Numbers
2-Gang Square Flush Mount Box w/ Cover, Crinkle Black Finish.	HBLSHA2
2-Gang Square Flush Mount Box w/ Cover, Stainless Steel.	HBLSHA2BSS

## Rectangular Flush Mount Boxes

Description	Catalog Numbers
2-Gang Rectangular Flush Mount w/ Cover, Crinkle Black Finish.	HBLPHA2
4-Gang Rectangular Flush Mount w/ Cover, Crinkle Black Finish.	HBLPHA4
2-Gang Rectangular Flush Mount w/ Cover, Stainless Steel.	HBLPHA2BSS
4-Gang Rectangular Flush Mount w/ Cover, Stainless Steel.	HBLPHA4BSS

## Surface Mount Boxes

Description	Catalog Numbers
2-Gang Surface Mount Box, Crinkle Black Finish.	HBLCON2
3-Gang Surface Mount Box, Crinkle Black Finish.	HBLCON3

## Recessed Mount Boxes

Description	Catalog Numbers
4-Gang Recessed Mount w/ Cover, Crinkle Black Finish.	HBLMIR2
8-Gang Recessed Mount w/ Cover, Crinkle Black Finish.	HBLMIR4

## Under Desk Mount Boxes

Description	Catalog Numbers
2-Gang, Under Desk Mount, Crinkle Black Finish.	HBLMAR2
3-Gang, Under Desk Mount, Crinkle Black Finish.	HBLMAR3

## Hubbell – Screw Type Face Plates

Description	Color	Catalog Numbers
Hubbell 6-Port.	Black	HBL317SBK**
Single Receptacle Opening (1.39 in. Diameter).	Black	HBLTL319SBK**
Single Receptacle Opening (1.56 in. Diameter).	Black	HBLTL318SBK**
Hubbell iSTATION™ Module.	Black	HBLIMFSBK**
Duplex Opening.	Black	HBLST302SBK**
Toggle.	Black	HBLTO310SBK**
Style Line® Rectangular.	Black	HBLDE301SBK**
Blank.	Black	HBLBL300SBK**

Notes: \* Devices shown must be ordered separately. See section A for power devices and section P for datacom accessories.

\*\*Catalog number indicated is black, replace "BK" with the following to designate color: "GY" for Gray, "I" for Ivory and "WA" for White. For open systems plate options, see page 133.





# Hubbell Multi-Connect Recessed Wall Boxes

# HUBBELL

Product	Page
Recessed Wall Boxes and Flanges .....	138
Modular Face Plates .....	139
Dimensional Information .....	140



# Multi-Connect – Recessed Wall Boxes and Flanges

## Multi-Connect – Recessed Wall Boxes and Flanges



1-Gang      2-Gang



3-Gang



4-Gang



6-Gang

### Multi-Service Recessed Wall Boxes for Drywall Applications

Description	Catalog Numbers
Multi-service recessed wall box, 1-gang, for drywall applications.	HBLWSCS1
Multi-service recessed wall box, 2-gang, for drywall applications.	HBLWSCS2
Multi-service recessed wall box, 3-gang, for drywall applications.	HBLWSCS3
Multi-service recessed wall box, 4-gang, for drywall applications.	HBLWSCS4
Multi-service recessed wall box, 6-gang, for drywall applications.	HBLWSCS6
Barrier for use with above boxes when used in multi-service applications.	HBLSCSBW

### Low Voltage Recessed Wall Boxes for Drywall Applications

Description	Catalog Numbers
Low voltage recessed wall box, 2-gang, for drywall applications.	HBLWSCS2MMO
Low voltage recessed wall box, 3-gang, for drywall applications.	HBLWSCS3MMO
Low voltage recessed wall box, 4-gang, for drywall applications.	HBLWSCS4MMO
Low voltage recessed wall box, 6-gang, for drywall applications.	HBLWSCS6MMO

### Multi-Service Recessed Wall Boxes for Masonry Applications


Description	Catalog Numbers
Multi-service recessed wall box, 1-gang, for masonry applications.	HBLWSCS1MBD
Multi-service recessed wall box, 2-gang, for masonry applications.	HBLWSCS2MBD
Multi-service recessed wall box, 3-gang, for masonry applications.	HBLWSCS3MBD
Multi-service recessed wall box, 4-gang, for masonry applications.	HBLWSCS4MBD
Multi-service recessed wall box, 6-gang, for masonry applications.	HBLWSCS6MBD
Barrier for use with above boxes when used in multi-service applications.	HBLSCSBMBD



1-Gang      2-Gang



3-Gang



4-Gang



6-Gang

### Wall Box Flanges – Trim Rings

Description	Color	Catalog Numbers
Wall box flange for 1-gang boxes.	Black	HBLTRIM1WBK
	Gray	HBLTRIM1WGY
	Ivory	HBLTRIM1WI
	White	HBLTRIM1WWA
Wall box flange for 2-gang boxes.	Black	HBLTRIM2WBK
	Gray	HBLTRIM2WGY
	Ivory	HBLTRIM2WI
	White	HBLTRIM2WWA
Wall box flange for 3-gang boxes.	Black	HBLTRIM3WBK
	Gray	HBLTRIM3WGY
	Ivory	HBLTRIM3WI
	White	HBLTRIM3WWA
Wall box flange for 4-gang boxes.	Black	HBLTRIM4WBK
	Gray	HBLTRIM4WGY
	Ivory	HBLTRIM4WI
	White	HBLTRIM4WWA
Wall box flange for 6-gang boxes.	Black	HBLTRIM6WBK
	Gray	HBLTRIM6WGY
	Ivory	HBLTRIM6WI
	White	HBLTRIM6WWA

Note: See page 140 for dimensional data.

# Multi-Connect – Screw and Snap-In Modular Face Plates

## Multi-Connect – Screw and Snap-In Modular Face Plates

### Color Catalog Numbers

Black	<b>HBLST302SBK</b>	<b>HBLDE301SBK</b>	<b>HBLTO310SBK</b>	<b>HBLBL300SBK</b>	<b>HBL317SBK</b>	<b>HBLIMFSBK*</b>
Gray	<b>HBLST302SGY</b>	<b>HBLDE301SGY</b>	<b>HBLTO310SGY</b>	<b>HBLBL300SGY</b>	<b>HBL317SGY</b>	<b>HBLIMFSGY*</b>
Ivory	<b>HBLST302SI</b>	<b>HBLDE301SI</b>	<b>HBLTO310SI</b>	<b>HBLBL300SI</b>	<b>HBL317SI</b>	<b>HBLIMFSI*</b>
White	<b>HBLST302SWA</b>	<b>HBLDE301SWA</b>	<b>HBLTO310SWA</b>	<b>HBLBL300SWA</b>	<b>HBL317SWA</b>	<b>HBLIMFSWA*</b>



Duplex



Style Line®



Toggle



Blank



Hubbell 6-Port



Hubbell iSTATION™

### Color Catalog Numbers

Black	<b>HBLTL318SBK</b>	<b>HBLTL319SBK</b>	<b>HBLAMP313SBK</b>	<b>HBLAM303SBK</b>	<b>HBLKR314SBK</b>	<b>HBLLT309SBK</b>
Gray	<b>HBLTL318SGY</b>	<b>HBLTL319SGY</b>	<b>HBLAMP313SGY</b>	<b>HBLAM303SGY</b>	<b>HBLKR314SGY</b>	<b>HBLLT309SGY</b>
Ivory	<b>HBLTL318SI</b>	<b>HBLTL319SI</b>	<b>HBLAMP313SI</b>	<b>HBLAM303SI</b>	<b>HBLKR314SI</b>	<b>HBLLT309SI</b>
White	<b>HBLTL318SWA</b>	<b>HBLTL319SWA</b>	<b>HBLAMP313SWA</b>	<b>HBLAM303SWA</b>	<b>HBLKR314SWA</b>	<b>HBLLT309SWA</b>



Single Recept.  
(1.56 in. Boss Dia.)



Single Recept.  
(1.39 in. Boss Dia.)



AMP 6-Port



AMP-ACO




Krone®/Leviton®



SYSTIMAX®

### Color Catalog Numbers

Black	<b>HBLNO309SBK</b>	<b>HBLOR306SBK</b>	<b>HBLORT322SBK</b>	<b>HBLPA308SBK</b>	<b>HBLSI305SBK</b>	<b>HBLSI315SBK</b>
Gray	<b>HBLNO309SGY</b>	<b>HBLOR306SGY</b>	<b>HBLORT322SGY</b>	<b>HBLPA308SGY</b>	<b>HBLSI305SGY</b>	<b>HBLSI315SGY</b>
Ivory	<b>HBLNO309SI</b>	<b>HBLOR306SI</b>	<b>HBLORT322SI</b>	<b>HBLPA308SI</b>	<b>HBLSI305SI</b>	<b>HBLSI315SI</b>
White	<b>HBLNO309SWA</b>	<b>HBLOR306SWA</b>	<b>HBLORT322SWA</b>	<b>HBLPA308SWA</b>	<b>HBLSI305SWA</b>	<b>HBLSI315SWA</b>



NORDX® 6-Port  
(For Cat. 5e jacks only)



Ortronics  
Series II®



Ortronics  
TracJack®



Panduit®



Siemon  
CT® Series



Siemon  
MAX® Series

Notes: Catalog numbers listed above are traditional screw type.

For snap-in style plates eliminate "S" suffix from catalog number (**HBLST302SGY** – screw type. **HBLST302GY** – snap-in type).

\*See pages 166 & 167 for complete iSTATION™ module product offering.

AMP is a registered trademark of Tyco Electronics Corp.  
Krone® is a registered trademark of Krone, Inc.  
Leviton® is a registered trademark of Leviton.  
MAX® and CT® Series are registered trademarks of The Siemon Company.

Mini-Com® and Panduit® are registered trademarks of Panduit Corp.  
NORDX® is a registered trademark of Belden/CDT, Inc.  
SYSTIMAX® is a registered trademark of CommScope, Inc.  
TracJack®, Series II® and Ortronics® are registered trademarks of Ortronics/Legrand.

## Multi-Connect – Dimensional Information

Multi-Connect – Dimensional Information				
Hubbell Type	Height	Width	Depth	Gangs
HBLWSCS1	4.44" (112.8)	2.56" (65.0)	2.75" (69.8)	1
HBLWSCS2	4.44" (112.8)	4.56" (115.8)	2.75" (69.8)	2
HBLWSCS3	4.44" (112.8)	6.56" (166.6)	2.75" (69.8)	3
HBLWSCS4	4.44" (112.8)	8.56" (217.4)	2.75" (69.8)	4
HBLWSCS6	4.44" (112.8)	12.56" (319.0)	2.75" (69.8)	6
HBLWSCS2MMO	4.88" (123.8)	4.75" (120.7)	3.50" (88.9)	2
HBLWSCS3MMO	4.88" (123.8)	6.75" (171.4)	3.50" (88.9)	3
HBLWSCS4MMO	4.88" (123.8)	9.25" (235.0)	3.50" (88.9)	4
HBLWSCS6MMO	4.88" (123.8)	13.25" (336.6)	3.50" (88.9)	6
HBLWSCS1MBD	4.88" (123.8)	2.75" (69.9)	3.50" (88.9)	1
HBLWSCS2MBD	4.88" (123.8)	4.79" (120.7)	3.50" (88.9)	2
HBLWSCS3MBD	4.88" (123.8)	6.75" (171.4)	3.50" (88.9)	3
HBLWSCS4MBD	4.88" (123.8)	9.25" (235.0)	3.50" (88.9)	4
HBLWSCS6MBD	4.88" (123.8)	13.25" (336.6)	3.50" (88.9)	6
HBLTRIM1W	6.75" (171.4)	4.25" (107.9)	.25" (6.3)	1
HBLTRIM2W	6.75" (171.4)	6.25" (158.7)	.25" (6.3)	2
HBLTRIM3W	6.75" (171.4)	8.25" (209.5)	.25" (6.3)	3
HBLTRIM4W	6.75" (171.4)	10.25" (260.3)	.25" (6.3)	4
HBLTRIM6W	6.75" (171.4)	13.25" (336.5)	.25" (6.3)	6

Cable Access Knockouts and Openings				
Hubbell Type	Quantity	Size	Location	Type
HBLWSCS1MBD	2	½" x ¾"	Top & Bottom	Knockouts
HBLWSCS2MBD	4	½" x ¾"	Top & Bottom	Knockouts
HBLWSCS3MBD	6	½" x ¾"	Top & Bottom	Knockouts
HBLWSCS4MBD	8	½" x ¾"	Top & Bottom	Knockouts
HBLWSCS6MBD	12	½" x ¾"	Top & Bottom	Knockouts
HBLWSCS2MMO	1	2"	Top & Bottom	Opening
HBLWSCS3MMO	1	1¼"	Side	Knockouts
	1	1¼"	Top	Opening
	4	½" x ¾"	Top	Knockouts
	1	2"	Bottom	Opening
HBLWSCS4MMO	1	1¼"	Side	Knockouts
	2	1¼"	Top	Openings
	4	½" x ¾"	Top	Knockouts
	1	2"	Bottom	Opening
	1	½" x ¾"	Bottom	Knockouts
	1	¾" x 1"	Bottom	Knockouts
HBLWSCS6MMO	1	1¼"	Side	Knockouts
	3	1¼"	Top	Openings
	6	½" x ¾"	Top	Knockouts
	2	2"	Bottom	Openings
	1	½" x ¾"	Bottom	Knockouts
	1	¾" x 1"	Bottom	Knockouts
HBLWSCS1	1	½" x ¾"	Top & Bottom	Knockouts
HBLWSCS2	2	½" x ¾"	Top & Bottom	Knockouts
HBLWSCS3	3	½" x ¾"	Top & Bottom	Knockouts
HBLWSCS4	3	½" x ¾"	Top & Bottom	Knockouts
	1	¾" x 1"	Top & Bottom	Knockouts
HBLWSCS6	4	½" x ¾"	Top & Bottom	Knockouts
	1	¾" x 1"	Top & Bottom	Knockouts



Product	Page
Fire-Rated Poke-Throughs (FRPT) .....	142
Hubbell SystemOne FRPT – 4-Inch Core Hole .....	143
Hubbell SystemOne FRPT – 4-Inch One-Piece Units .....	144
Hubbell SystemOne FRPT – 4-Inch Three-Piece Units .....	145
Hubbell SystemOne FRPT Sub-Plates .....	146
Hubbell SystemOne FRPT Configuration Chart .....	147
2X2 Flush FRPT – 3-Inch Core Hole .....	148
Flush Duplex FRPT – 3-Inch Core Hole .....	149
Flush Furniture Feed FRPT – 3-Inch Core Hole .....	150
Painted Pedestal FRPT – 2- and 3-Inch Core Hole .....	151
Brushed Aluminum Pedestal FRPT – 3-Inch Core Hole Two-Piece Unit .....	152



## Hubbell Fire-Rated Poke-Throughs

Featuring the innovative capabilities of Hubbell's SystemOne Delivery System line, Hubbell has expanded its offering of Fire-Rated Poke-Through (FRPT) products, making it the most extensive in the industry. Hubbell SystemOne FRPTs install in a 4" core hole and provide users the flexibility to create personal solutions for their most demanding applications.

For those requiring a 3" diameter FRPT, Hubbell continues to provide a wide variety of traditional solutions for flush, pedestal and furniture feed applications. All Hubbell FRPT products include a "step-down" feature, enabling wiring, installation and if necessary, removal from the floor above.

Whatever combination of power, data and audio/video connections are required, Hubbell provides the answer; bringing consistent, aesthetic and functional solutions to the workstation.



### Hubbell SystemOne FRPTs for 4" core hole applications...



#### Multi-Service Applications

This Hubbell SystemOne sub-plate incorporates two Style Line® rectangular openings. These can be used for a variety of power and/or data applications. It will accommodate 15 or 20 amp, standard, isolated ground, GFCI or surge protected receptacles. Using communication frames it can provide up to a 6-port multi-service or a 12-port all communication solution.



#### Multimedia Applications

Other Hubbell SystemOne sub-plates are designed to meet the growing needs of the audio and video markets. Some sub-plates provide power outlets with Hubbell's audio/video products including 15-pin SVGA, RCA, S-Video, 3.5mm stereo, and XLR microphone jacks. Other sub-plates can accommodate Extron® Electronics MAAP and AAP series audio/video modules.



#### 4X4 Applications

Provides maximum power capacity for flush, multi-service applications. This sub-plate features a pre-wired four outlet 20A, 125V receptacle and four openings for Hubbell's Snap Fit, flush mount modular jacks and audio/video connectors.

*Extron® is a registered trademark of Extron Electronics.*



## Hubbell SystemOne Through-Floor Fittings



Step down installation clips allow the fitting to be installed or removed from the floor above.

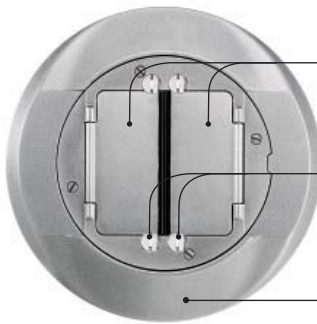
Fire barrier expands during fire conditions to maintain the floor's fire rating.

Adjustable lower fire barrier accommodates concrete floor thicknesses from 2¼ to 7 in.

Features E.M.T. conduit tubes for increased cable capacity.

- Accepts all Hubbell SystemOne covers and sub-plates.
- Excellent solution for both retrofit and new construction.
- Brings power, voice, data and multimedia precisely where needed.
- Installs in 4 inch core hole.
- UL listed for use in 1 – 4 hour fire rated floors.
- UL installation spacing. Minimum 2 ft. on center and not more than one per 65 sq. ft. of floor area.
- Approved for use in the City of Chicago.

## Hubbell SystemOne Universal Cover



Hinged doors open 180 degrees flush to the carpet flange or tile.

Screws allow each door to be secured independently.

Universal carpet or tile flange can be used for Hubbell SystemOne Fire-Rated Poke-Through Floor Box.

- Cast aluminum construction available in durable black, gray, brass, aluminum and ivory powder coat finishes.
- Features ScrubShield™ technology that exceeds UL514C scrub water exclusion requirements.
- Provides consistent look and maximum functionality throughout the installed life.

## Hubbell SystemOne Sub-Plates

While no one can predict the future, Hubbell's modular sub-plate design allows users to economically upgrade Hubbell SystemOne FRPT and Floor Boxes to accommodate future moves, adds and changes.



*Extron® is a registered trademark of Extron Electronics.  
Siemon™ is a trademark of The Siemon Company.  
Panduit® is a registered trademark of Panduit Corp.  
SYSTIMAX® is a registered trademark of CommScope, Inc.  
Ortronics® is a registered trademark of Ortronics/Legrand.*

- Durable cast aluminum, powder coat construction.
- Hubbell 4X4: four 20A, 125V receptacles, four openings for voice/data jacks and multimedia connectors.
- Hubbell iSTATION™ front loading modular connectivity.
- Accommodates Extron® Electronics Architectural Series audio/video system integration products.
- Accommodates GFCI, surge and standard Style Line® receptacles.
- Twist-Lock® receptacle with flush keystone jack openings.
- Large capacity and multi-service furniture feed applications.
- Ortronics®, Siemon™, Panduit®, SYSTIMAX® and keystone options enable maximum data flexibility (not shown).

# Hubbell SystemOne FRPT 4-Inch Core Hole One-Piece Units



## Hubbell SystemOne FRPT – One-Piece Units



### Description

#### One-Piece 4X4 Poke-Through

Assembled-unit includes Hubbell SystemOne 4X4 floor fitting (**S1PT4X4FIT**) with four pre-wired 20A, 125V receptacles and four keystone opening sub-plate (**S1SP4X4**) to accept Hubbell modular jacks and flush multimedia Snap Fit connectors. Receptacles feature single or two circuit wiring, as well as isolated ground capability. Finish flange and universal carpet cover (**S1CFC**) assembly are supplied in aluminum, brass, black or gray finishes.

### Color

Aluminum Finish  
Brass Finish  
Black Finish  
Gray Finish

### Catalog Numbers

**S1PT4X4AL**  
**S1PT4X4BRS**  
**S1PT4X4BL**  
**S1PT4X4GY**



#### One-Piece Dual Style Line® Poke-Through

Assembled-unit includes a Hubbell SystemOne dual channel floor fitting (**S1PTFIT**) and two Style Line® opening sub-plate (**S1SP**) to accept two Style Line® or one surge or GFCI receptacle and one Style Line® receptacle. Additionally, outlet frames can be used to convert the application to a 6-port multi-service or a 12-port all communication solution. Finish flange and universal carpet cover (**S1CFC**) assembly are supplied in aluminum, brass, black or gray finishes.

Aluminum Finish  
Brass Finish  
Black Finish  
Gray Finish

**S1PTAL**  
**S1PTBRS**  
**S1PTBL**  
**S1PTGY**



#### One-Piece Modular A/V Poke-Through

Assembled-unit includes a Hubbell SystemOne A/V floor fitting (**S1PTAVFIT**) and a Hubbell SystemOne sub-plate (**S1SP3IM**) to provide a 20A, 125V power outlet and a recessed 3-unit iSTATION™ opening. This comprehensive data/voice/audio/and video solution can accommodate 15-pin VGA, RCA, S-Video, 3.5mm stereo, and XLR microphone jacks. Finish flange and universal carpet cover (**S1CFC**) assembly are supplied in aluminum, brass, black or gray finishes.

Aluminum Finish  
Brass Finish  
Black Finish  
Gray Finish

**S1PT3IMAL**  
**S1PT3IMBRS**  
**S1PT3IMBL**  
**S1PT3IMGY**



#### One-Piece Furniture Feed Poke-Through

Assembled-unit includes a Hubbell SystemOne A/V floor fitting (**S1PTAVFIT**) and a Hubbell SystemOne Furniture Feed Cover Plate (**S1SPFFxx**). This solution provides one ¾ in. conduit opening for power and one 1½ in. conduit opening for low-voltage. Available in aluminum, brass, black or gray finishes. Furnished with two screw-in flexible metal conduit connectors.

Aluminum Finish  
Brass Finish  
Black Finish  
Gray Finish

**S1PTFFAL**  
**S1PTFFBRS**  
**S1PTFFBL**  
**S1PTFFGY**



### Integral Junction Box for FRPTs



Available Q3 2008

Aluminum Finish



Brass Finish



Black Finish



Gray Finish





# Hubbell SystemOne FRPT 4-Inch Core Hole Three-Piece Units



## Hubbell SystemOne FRPT – Three-Piece Units

Description	Catalog Numbers
<p><b>4X4 Through Floor Fitting</b></p> <p>Through floor fitting with two ¾ in. E.M.T. for communications and one ¾ in. E.M.T. for power. For use with Hubbell SystemOne Universal Covers and <b>S1SP4X4</b> and <b>S1SPTL</b> series sub-plates <b>only</b>. Universal cover and sub-plate ordered separately.</p>	<b>S1PT4X4FIT</b>
<p><b>Dual Channel Through Floor Fitting</b></p> <p>Through floor fitting with two 1 in. E.M.T. trade size conduit stems to feed power and communication services. For use with Hubbell SystemOne universal covers and all Hubbell sub-plates <b>except S1SP4X4</b> and <b>S1SPTL</b> series. Universal cover and sub-plate ordered separately.</p>	<b>S1PTFIT</b>
<p><b>A/V Through Floor Fitting</b></p> <p>Through floor fitting with one ¾ in. E.M.T. trade size conduit stem for power and one 1½ in. E.M.T. trade size conduit stem for communication services. Ideal for demanding, large capacity audio/video and data requirements. For use with Hubbell SystemOne universal covers and all Hubbell sub-plates <b>except S1SP4X4</b> and <b>S1SPTL</b> series. Universal cover and sub-plate ordered separately.</p>	<b>S1PTAVFIT</b>



## Hubbell SystemOne Universal Covers Not required for furniture feed applications (see page 146).

Universal cover assembly installs on the Hubbell SystemOne fire-rated poke-through floor fittings and accommodates all Hubbell SystemOne sub-plates for carpet and tile applications.

### Carpet Assembly Covers

S1CFCAL Aluminum Finish	S1CFCBRS Brass Finish	S1CFCBL Black Finish	S1CFCGY Gray Finish	S1CFCI Ivory Finish

### Tile Assembly Covers

S1TFCAL Aluminum Finish	S1TFCBRS Brass Finish	S1TFCBL Black Finish	S1TFCGY Gray Finish	S1TFCI Ivory Finish

### Integral Junction Box for FRPTs



Available Q3 2008





















## Hubbell SystemOne Fire-Rated Poke-Through Accessories

Description	Color	Catalog Numbers
Use with Hubbell SystemOne 4-inch core hole Poke-Throughs to cover the opening when FRPT is abandoned. Cover, Flange and Sub-Plate are removed and through-floor fitting remains.	Gray	<b>S1AP4GY</b>
	Black	<b>S1AP4BL</b>
This plug seals 4-inch core hole when FRPT is no longer required and the through-floor fitting is removed. Maintains the floor's 1–4 hour fire rating.	Gray	<b>S1FRP4GY</b>
	Black	<b>S1FRP4BL</b>






























# Hubbell SystemOne Sub-Plates

## Hubbell SystemOne Sub-Plates (See Configuration Chart on page 147)

<p><b>Description</b> Style Line®/GFCI (2) Style Line® openings for power and/or datacom applications. Use with <b>S1PTFIT</b> (recommended) or <b>S1PTAVFIT</b>.</p> 	<p><b>Catalog Number</b> <b>S1SP</b></p>	<p><b>Description</b> Duplex/Duplex (2) Duplex openings for power and/or datacom applications. Use with <b>S1PTFIT</b> (recommended) or <b>S1PTAVFIT</b>.</p> 	<p><b>Catalog Number</b> <b>S1SPDU</b></p>	<p><b>Description</b> Duplex/Style Line® (1) Duplex and (1) Style Line® opening for power and/or datacom applications. Use with <b>S1PTFIT</b> (recommended) or <b>S1PTAVFIT</b>.</p> 	<p><b>Catalog Number</b> <b>S1SPDUSL</b></p>
<p><b>Description</b> Hubbell 4 X 4 (4) 20A, 125V receptacles. (4) Keystone openings for Hubbell jacks or flush A/V connectors. Use with <b>S1PT4X4FIT</b> only.</p> 	<p><b>Catalog Number</b> <b>S1SP4X4</b></p>	<p><b>Description</b> Carpet Furniture Feed Cover/Flange* <b>Color</b>      <b>Catalog Number</b> Brass          <b>S1SPFFBRS</b> Aluminum      <b>S1SPFFAL</b> Black          <b>S1SPFFBL</b> Gray          <b>S1SPFFGY</b> (1) ¾" &amp; (1) 1½" N.P.T. plugs for power and/or datacom applications. Use with <b>S1PTAVFIT</b> (recommended) or <b>S1PTFIT</b>. <b>Universal Cover not required. Includes carpet flange.</b></p> 	<p><b>Catalog Number</b> <b>S1SPFFBRS</b></p>	<p><b>Description</b> Tile Furniture Feed Cover/Flange* <b>Color</b>      <b>Catalog Number</b> Brass          <b>S1SPFFTBRS</b> Aluminum      <b>S1SPFFTAL</b> Black          <b>S1SPFFTBL</b> Gray          <b>S1SPFFTGY</b> (1) ¾" &amp; (1) 1½" N.P.T. plugs for power and/or datacom applications. Use with <b>S1PTAVFIT</b> (recommended) or <b>S1PTFIT</b>. <b>Universal Cover not required. Includes tile flange.</b></p> 	<p><b>Catalog Number</b> <b>S1SPFFTBRS</b></p>
<p><b>Description</b> Single Receptacle + Data 20 or 30A Twist-Lock® receptacle (1.56" OD). (2) Keystone openings for Hubbell jacks or flush A/V connectors. Use with <b>S1PT4X4FIT</b> only.</p> 	<p><b>Catalog Number</b> <b>S1SPTL</b></p>	<p><b>Description</b> Hubbell DataCom + Power (1) 20A, 125V receptacle. 3-unit recessed iSTATION™ opening for data, voice, and A/V applications. Use with <b>S1PTAVFIT</b> (recommended) or <b>S1PTFIT</b>.</p> 	<p><b>Catalog Number</b> <b>S1SP3IM</b></p>	<p><b>Description</b> Hubbell DataCom + Duplex (1) Duplex opening, (2) flush Keystone openings and 1.5-unit recessed iSTATION™ opening for data, voice and A/V applications. Use with <b>S1PTAVFIT</b> (recommended) or <b>S1PTFIT</b>.</p> 	<p><b>Catalog Number</b> <b>S1SPDU2IM</b></p>
<p><b>Description</b> Hubbell DataCom + Style Line® (1) Style Line® opening, (2) flush Keystone openings and 1.5-unit recessed iSTATION™ opening for data, voice and A/V applications. Use with <b>S1PTAVFIT</b> (recommended) or <b>S1PTFIT</b>.</p> 	<p><b>Catalog Number</b> <b>S1SPSL2IM</b></p>	<p><b>Description</b> Hubbell DataCom 1-unit flush iSTATION™ opening. 3-unit recessed iSTATION™ opening for data, voice, and A/V applications. Use with <b>S1PTAVFIT</b> (recommended) or <b>S1PTFIT</b>.</p> 	<p><b>Catalog Number</b> <b>S1SP4IM</b></p>	<p><b>Description</b> Extron® or FSR + Power (1) 20A, 125V receptacle. Recessed opening for (3) single Extron® MAAP series adapter plates or FSR IPS Plates. Use with <b>S1PTAVFIT</b> (recommended) or <b>S1PTFIT</b>.</p> 	<p><b>Catalog Number</b> <b>S1SPEXT1</b></p>
<p><b>Description</b> Extron® or FSR + Power (1) 20A, 125V receptacle. Recessed opening for (1) single Extron® MAAP and (2) single AAP series adapter plates or FSR IPS Plates. Use with <b>S1PTAVFIT</b> (recommended) or <b>S1PTFIT</b>.</p> 	<p><b>Catalog Number</b> <b>S1SPEXT2</b></p>	<p><b>Description</b> Extron® or FSR Single-Service Recessed opening for (2) single Extron® MAAP and (2) single AAP Series adapter plates or FSR IPS Plates. Use with <b>S1PTAVFIT</b> (recommended) or <b>S1PTFIT</b>.</p> 	<p><b>Catalog Number</b> <b>S1SPEXT3</b></p>	<p><b>Description</b> Extron® AAP + Power (1) 20A, 125V receptacle. (2) flush Keystone openings and recessed opening for (2) single Extron® AAP series adapter plates. Use with <b>S1PTAVFIT</b> (recommended) or <b>S1PTFIT</b>.</p> 	<p><b>Catalog Number</b> <b>S1SPEXT4</b></p>
<p><b>Description</b> Ortronics Series II® + Power (1) 20A, 125V receptacle. Recessed opening for (3) 1-unit Ortronics Series II® modules. Use with <b>S1PTAVFIT</b> (recommended) or <b>S1PTFIT</b>.</p> 	<p><b>Catalog Number</b> <b>S1SPORT</b></p>	<p><b>Description</b> Ortronics TracJack® + Power (1) 20A, 125V receptacle. Recessed bezel for (6) Ortronics TracJack® modules. Use with <b>S1PTAVFIT</b> (recommended) or <b>S1PTFIT</b>.</p> 	<p><b>Catalog Number</b> <b>S1SPTRAC</b></p>	<p><b>Description</b> Siemon MAX® + Power (1) 20A, 125V receptacle. Recessed bezel for (6) Siemon MAX® modules. Use with <b>S1PTAVFIT</b> (recommended) or <b>S1PTFIT</b>.</p> 	<p><b>Catalog Number</b> <b>S1SPMAX</b></p>
<p><b>Description</b> Panduit Mini Com® 4 X 4 (4) 20A, 125V receptacles. (4) Openings for Panduit® Mini-Com® Connectivity. Use with <b>S1PT4X4FIT</b> only.</p> 	<p><b>Catalog Number</b> <b>S1SP4X4PA</b></p>	<p><b>Description</b> SYSTIMAX® 4 X 4 (4) 20A, 125V receptacles. (4) Openings for SYSTIMAX® Connectivity. Use with <b>S1PT4X4FIT</b> only.</p> 	<p><b>Catalog Number</b> <b>S1SP4X4SYS</b></p>	<p>* Furnished with two screw-in flexible metal conduit connectors.</p> <p><small>Extron® is a registered trademark of Extron Electronics. MAX® is a registered trademark of The Siemon Company. Mini-Com® and Panduit® are registered trademarks of Panduit Corp. SYSTIMAX® is a registered trademark of CommScope, Inc. TracJack®, Series II® &amp; Ortronics® are registered trademarks of Ortronics/Legrand.</small></p>	

# Hubbell SystemOne Configuration Chart

			Non-Metallic Floor Box	Metal Floor Boxes*				4" Core Hole Fire-Rated Poke-Throughs		
										
Sub-Plates			S1PFB	S1CFB	S1SFB	S1SFBAV	S1PTFIT	S1PT4X4FIT	S1PTAVFIT	
S1SP	Style Line®/GFCI		3	3.5	3.5	3.5	✓+ (Single-Service)	✗	✓ (Multi-Service)	
S1SPDU	Duplex/Duplex		3	3.5	3.5	3.5	✓+ (Single-Service)	✗	✓ (Multi-Service)	
S1SPDU5L	Duplex/Style Line®		3	3.5	3.5	3.5	✓+ (Single-Service)	✗	✓ (Multi-Service)	
S1SP4X4 S1SP4X4PA S1SP4X4SYS	Hubbell 4 X 4 Panduit Mini-Com® 4 X 4 SYSTEMAX® 4 X 4		4	4	4	4	✗	✓+	✗	
S1SPTL	Twist-Lock® Receptacle + Data		4	4	4	4	✗	✓+	✗	
S1SP3IM	Hubbell Datacom + Power		5	5	5	5	✓	✗	✓+	
S1SP4IM	Hubbell Datacom		3.5	3.5	3.5	3.5	✓	✗	✓+	
S1SPDU2IM	Hubbell Datacom + Duplex		5	5	5	5	✓	✗	✓+	
S1SPSL2IM	Hubbell Datacom + Style Line®		5	5	5	5	✓	✗	✓+	
S1SPFFxx (Carpet) S1SPFFTxx (Tile)	Furniture Feed Cover/ Flange (replace "xx" with BRS (brass), AL (aluminum), BL (black) or GY (gray).		3	3.5	3.5	3.5	✓	✗	✓+	
S1SPEXT1	Extron® MAAP or FSR IPS + Power		4	4	4	4	✓	✗	✓+	
S1SPEXT2	Extron AAP or FSR IPS + Power		4	4	4	4	✓	✗	✓+	
S1SPEXT3	Extron or FSR IPS Single-Service		4.5	4.5	4.5	4.5	✓	✗	✓+	
S1SPEXT4	Extron AAP + Flush Keystone + Power		4	4	4	4	✓	✗	✓+	
S1SPORT	Ortronics Series II® + Power		5	5	5	5	✓	✗	✓+	
S1SPTRAC	Ortronics TracJack® + Power		5	5	5	5	✓	✗	✓+	
S1SPMAX	Siemon MAX® + Power		5	5	5	5	✓	✗	✓+	
S1FCxx SystemOne Carpet Cover	All SystemOne Floor Boxes and FRPTs accept the SystemOne Universal Covers			Signifies minimum depth of concrete pour in inches for Hubbell SystemOne Floor Boxes.				✓+ Recommended Floor Fitting	✓ Alternative Floor Fitting	✗ Not Compatible
S1TFCxx SystemOne Tile Cover	(replace "xx" with BRS (brass), AL (aluminum), BL (black), GY (gray) or I (ivory).		<i>Extron® is a registered trademark of Extron Electronics. MAX® is a registered trademark of The Siemon Company. Mini-Com® and Panduit® are registered trademarks of Panduit Corp. SYSTEMAX® is a registered trademark of CommScope, Inc. TracJack®, Series II® and Ortronics® are registered trademarks of Ortronics/Legrand.</i>							

Note: \* See page 107 for available products.

# 2X2 Flush FRPT 3-Inch Core Hole Units

## 2X2 Flush FRPT – One-Piece Units

### Catalog Numbers

<b>PT2X2BL</b>	Black
<b>PT2X2GY</b>	Gray
<b>PT2X2IGBL*</b>	Black
<b>PT2X2IGGY*</b>	Gray

### 2X2 Aluminum Poke-Through



**PT2X2GY**

\*Includes pre-wired 20A isolated ground duplex Style Line® receptacle.

Complete assembled unit includes:

- **PT2X2FIT** through-floor fitting.
- Pre-wired 20A duplex Style Line® receptacle & (2) Category 5e data jacks.
- Non-metallic cover.
- Painted aluminum flange.
- UL Listed and CSA Certified.
- Approved for use in the City of Chicago.

### Catalog Numbers

<b>PT2X2BRS3</b>	Black/Brass
<b>PT2X2BRS</b>	Brass Finish/Brass
<b>PT2X2IGBRS3*</b>	Black/Brass
<b>PT2X2IGBRS*</b>	Brass Finish/Brass

### 2X2 Black/Brass Poke-Through



**PT2X2BRS3**

\*Includes pre-wired 20A isolated ground duplex Style Line® receptacle.

Complete assembled unit includes:

- **PT2X2FIT** through-floor fitting.
- Pre-wired 20A duplex Style Line® receptacle & (2) Category 5e data jacks.
- Non-metallic cover.
- Solid brass flange.
- UL Listed and CSA Certified.
- Approved for use in the City of Chicago.

## 2X2 Flush FRPT – Two-Piece Units

### Through-Floor Fitting

#### Catalog Numbers

**PT2X2FIT**

#### Multi-Channel Through-Floor Fitting

Through-floor fitting with (1) 3/4 in. E.M.T. stem with junction box for power and (2) 1/2 in. E.M.T. stems for low voltage.



**PT2X2FIT**

Specifications:

- UL Listed and CSA Certified.
- 1 – 4 hour fire rating (1 – 3 hour for steel floor units and concrete topping (D900 Series Design)).
- For 2 1/4 in. to 7 in. floor thickness.
- UL installation spacing. Minimum 2 ft. on center and not more than one per 65 sq. ft. of floor area.
- Approved for use in the City of Chicago.

### Service Fittings

#### Catalog Numbers

<b>PT2X2SFBL</b>	Black
<b>PT2X2SFGY</b>	Gray

### 2X2 Black Service Fitting



**PT2X2SFBL**

- Pre-wired 20A duplex Style Line® receptacle & (2) Category 5e data jacks.
- Non-metallic cover.
- Painted aluminum flange.
- UL Listed and CSA Certified.

#### Catalog Numbers

<b>PT2X2SFBR33</b>	Black/Brass
<b>PT2X2SFBR3</b>	Brass Finish/Brass

### 2X2 Black/Brass Service Fitting



**PT2X2SFBR33**

- Pre-wired 20A duplex Style Line® receptacle & (2) Category 5e data jacks.
- Non-metallic cover.
- Solid brass flange.
- UL Listed and CSA Certified.

### Accessories

#### Catalog Numbers

<b>PT2X2CBL</b>	Black
<b>PT2X2CGY</b>	Gray
<b>PT2X2CBRS</b>	Brass Finish

### Non-Metallic Replacement Covers



**PT2X2CBL**

Note: See page 152 for 3-inch closure plug.



# Flush Duplex FRPT 3-Inch Core Hole Units

**ScrubShield™**  
Complies with UL514A



## Flush Duplex FRPT – One-Piece Units

### Catalog Numbers

<b>PT7FSDBLA</b>	Black
<b>PT7FSDGYA</b>	Gray
<b>PT7FSDIA</b>	Ivory
<b>PT7FSDBRA</b>	Brown
<b>PT7IGFSDGYA*</b>	Gray
<b>PT7IGFSDIA*</b>	Ivory

\*Includes pre-wired 20A isolated ground duplex receptacle.

Complete assembled unit includes:

- **PT7FSD** through-floor fitting.
- Pre-wired 20A duplex receptacle.
- Non-metallic flip lid cover with (2) ½ in. diameter low voltage feed through holes.
- Painted aluminum flange.
- UL Listed and CSA Certified.

### Flush Aluminum Poke-Through



**PT7FSDGYA**

### Catalog Numbers

<b>PT7FSDBRS2A</b>	All Brass
<b>PT7FSDBRS3A</b>	Black/Brass
<b>PT7IGFSDBRSA*</b>	All Brass

\*Includes pre-wired 20A isolated ground duplex receptacle.

Complete assembled unit includes:

- **PT7FSD** through-floor fitting.
- Pre-wired 20A duplex receptacle.
- All brass or black non-metallic cover option.
- Flip lid cover with (2) ½ in. diameter low voltage feed through holes.
- Solid brass flange.
- UL Listed and CSA Certified.

### Flush Brass Poke-Through



**PT7FSDBRS2A**

## Flush FRPT – Two-Piece Units

### Through-Floor Fitting

#### Catalog Numbers

<b>PT7FSD</b> (with Junction Box)
<b>PT73SD</b> (without Junction Box)

Through-floor fitting with (1) ¾ in. E.M.T. stem for power and (2) ½ in. low voltage feed through holes.

### Multi-Channel Through Floor Fitting



**PT7FSD**

#### Specifications:

- UL Listed and CSA Certified.
- 1 – 4 hour fire rating (1–3 hour for steel floor units and concrete topping, D900 Series Design).
- For 2¼ to 7 in. floor thickness.
- UL installation spacing. Minimum 2 ft. on center and not more than 1 per 65 sq. ft. of floor area.

### Service Fittings

#### Catalog Numbers

<b>FRFBLA</b>	Black
<b>FRFGYA</b>	Gray
<b>FRFIA</b>	Ivory
<b>FRFBRA</b>	Brown

- Pre-wired 20A duplex receptacle.
- Non-metallic flip lid cover with (2) ½ in. diameter low voltage feed-through holes.
- Painted aluminum flange.
- UL Listed and CSA Certified.

### Flush Aluminum Service Fitting



**FRFGYA**

#### Catalog Number

<b>FRFBRS2A</b>	Solid Brass
-----------------	-------------

### Flush Brass Service Fitting



**FRFBRS2A**

- Pre-wired 20A duplex receptacle.
- Solid brass flip lid cover with (2) ½ in. diameter low voltage feed-through holes.
- Solid brass flange.
- UL Listed and CSA Certified.

### Accessories

#### Catalog Numbers

<b>PFBRCBLA</b>	Black
<b>PFBRCGYA</b>	Gray
<b>PFBRCIA</b>	Ivory
<b>PFBRCBRA</b>	Brown

### Non-Metallic Replacement Covers



**PFBRCGYA**

#### Catalog Number

<b>BRS2RCA</b>	Solid Brass
----------------	-------------

### All Brass Replacement Covers



**BRS2RCA**

Note: See page 152 for 3-inch FRPT accessories.

# Flush Furniture Feed FRPT 3-Inch Core Hole Units

## Large Capacity, Low Voltage Flush Furniture Feed FRPT – Two-Piece Units

### Catalog Numbers

#### PT2FIT

Through floor fitting with (1) 2 in. E.M.T. stem. Will accommodate up to 36 Category 5e cables.

#### Specifications:

- UL Listed and CSA Certified.
- 1-2 hour fire rating.
- For 2¼ to 7 in. floor thickness.
- UL installation spacing. Minimum 2 ft. on center and not more than 1 per 65 sq. ft. of floor area.
- Approved for use in the City of Chicago.

### Large Capacity, Low Voltage Through Floor Fitting



PT2FIT

### Catalog Numbers

#### FF2BRS

Brass Finish

#### FF2BK

Black

#### FF2GY

Gray

### Large Capacity Cover/Flange



FF2BK

#### Specifications:

- UL Listed and CSA Certified.
- Cover/flange with 1¼ in. and 2 in. trade size combination knockout.
- Painted aluminum cover and flange.
- Approved for use in the City of Chicago.

## Flush Furniture Feed FRPT – One-Piece Units

### Catalog Numbers

#### PT73FFSDBK

Black

#### PT73FFSDGY

Gray

#### PT73FFSDI

Ivory

Complete assembled unit includes:

- PT73SD floor fitting.
- Aluminum cover with (2) ½ in. threaded hubs for low voltage and (1) ¾ in. threaded hub for power.
- Painted aluminum flange.
- UL Listed and CSA Certified.

### 3-Service Furniture Feed Poke-Through



PT73FFSDGY

### Catalog Numbers

#### PT7FFSDGY

Gray

#### PT7FFSDI

Ivory

### Single-Service Furniture Feed Poke-Through



PT7FFSDGY

Complete assembled unit includes:

- PT71SD floor fitting.
- Aluminum cover with (1) KO to accept a ¾ in. connector.
- Painted aluminum flange.
- UL Listed and CSA Certified.

## Flush Furniture Feed FRPT – Two-Piece Units

### Through-Floor Fittings

#### Catalog Number

#### PT73SD

Through-floor fitting with (1) ¾ in. E.M.T. stem for power and (2) ½ in. low voltage conduit holes.

#### Specifications:

- UL Listed and CSA Certified.
- 1 – 4 hour fire rating (1 – 3 hour for steel floor units and concrete topping, D900 Series Design).

### 3-Service Furniture Feed Through-Floor Fitting



PT73SD

#### Catalog Number

#### PT71SD

Through-floor fitting with (1) ¾ in. E.M.T. stem for power or low voltage applications.

#### Specifications:

- UL Listed and CSA Certified.
- For 2¼ to 7 in. floor thickness.
- UL installation spacing. Minimum 2 ft. on center and not more than 1 per 65 sq. ft. of floor area.

### Single-Service Furniture Feed Through-Floor Fitting



PT71SD

### Service Fittings

#### Catalog Numbers

#### FRF3BK

Black

#### FRF3GY

Gray

#### FRF3I

Ivory

- Aluminum cover with (2) ½ in. threaded hubs for low voltage and (1) ¾ in. threaded hub for power.
- Painted aluminum flange.
- UL Listed and CSA Certified.

### 3-Service Furniture Feed Service Fitting



FRF3GY

### Catalog Numbers

#### FRF1BK

Black

#### FRF1GY

Gray

#### FRF1BRS

Brass Finish

- Aluminum cover with (1) KO to accept a ¾ in. connector.
- Painted aluminum flange.
- UL Listed and CSA Certified.

### Single-Service Furniture Feed Service Fitting



FRF1GY

Note: See page 152 for 3-inch FRPT accessories.

# Painted Pedestal FRPT 2- and 3-Inch Core Hole Two-Piece Units

## Painted Pedestal FRPT 3-Inch Core Hole Two-Piece Unit

Through-Floor Fitting  
Catalog Number

**PT7XC**

**Large Capacity Multi-Service  
Pedestal Through Floor Fitting**

Through floor fitting with (1) 1¼ in. E.M.T. stem for low voltage and (1) ½ in. E.M.T. stem for power applications.

Specifications:

- UL Listed and CSA Certified.
- 1 – 4 hour fire rating (1 – 3 hour for steel floor units and concrete topping, D900 Series Design).
- For 2¼ to 7 in. floor thickness.
- UL installation spacing. Minimum 2 ft. on center and not more than 1 per 65 sq. ft. of floor area.
- Approved for use in the City of Chicago.



**PT7XC**

## Painted Pedestal FRPT 2-Inch Core Hole Two-Piece Unit

Through-Floor Fitting  
Catalog Number

**PT27A**

**Multi-Service Pedestal  
Through Floor Fitting**

Through floor fitting with (1) ¾ in. E.M.T. stem for low voltage and (1) ½ in. E.M.T. stem for power applications.

Specifications:

- UL Listed and CSA Certified.
- 1 – 4 hour fire rating (1 – 3 hour for steel floor units and concrete topping, D900 Series Design).
- For 2¼ to 7 in. floor thickness.
- UL installation spacing. Minimum 2 ft. on center and not more than 1 per 65 sq. ft. of floor area.
- Approved for use in the City of Chicago.



**PT27A**

### Pedestal Service Fittings (Order 1 plate per gang)

#### 2-Gang Catalog Numbers

**FR280ALA** Aluminum Finish  
**FR280BKA** Black  
**FR280GYA** Gray

Use with **PT27A** only.



**FR280BKA**

#### 4-Gang Catalog Numbers

**FR480BKA** Black  
**FR480GYA** Gray

Use with **PT27A** or **PT7XC**.



**FR480GYA**

#### 6-Gang Catalog Numbers

**FR680BKA** Black  
**FR680GYA** Gray

Use with **PT27A** or **PT7XC**.



**FR680BKA**

- Painted aluminum housing with low voltage barrier(s). Plates and devices sold separately.
- For additional barriers, use catalog number **FRBR1** (see page 152).
- UL Listed and CSA Certified.

### Pedestal Face Plates (Order 1 plate per gang)

#### Catalog Numbers

**SS2309DBKA** Black **Duplex**  
**SS2309DGYA** Gray



**SS2309SLBKA** Black **Style Line®/**  
**SS2309SLGYA** Gray **GFCI**



**SS2309SBKA** Black **Single Rec.**  
**SS2309SGYA** Gray **(1.39 in. OD)**



**SS2309BBKA** Black **Blank**  
**SS2309BGYA** Gray  
**SS2309BALA** Aluminum Finish



#### Catalog Numbers

**SS2309FBKA** Black **Furniture Feed**  
**SS2309FGYA** Gray **(¾ in. KO)**  
**SS2309FALA** Aluminum Finish



**SS2309F1BKA** Black **Furniture Feed**  
**SS2309F1GYA** Gray **(1 in. KO)**



**SS2309TBKA** Black **Bushed Data**  
**SS2309TGYA** Gray **Opening (1 in. ID)**



- Painted aluminum plates.
- UL Listed and CSA Certified.

# Brushed Aluminum Pedestal FRPT 3-Inch Core Hole Two-Piece Unit



## Through-Floor Fitting | Pedestal Service Fitting

### Catalog Numbers

#### PT7XC

Through floor fitting with (1) 1 1/4 in. E.M.T. stem for low voltage and (1) 1/2 in. E.M.T. stem for power applications.

Specifications:

- UL Listed and CSA Certified.
- 1 – 4 hour fire rating (1 – 3 hour for steel floor units and concrete topping, D900 Series Design).
- For 2 1/4 to 7 in. floor thickness.
- UL installation spacing. Minimum 2 ft. on center and not more than 1 per 65 sq. ft. of floor area.
- Approved for use in the City of Chicago.



PT7XC

### Large Capacity Multi-Service Pedestal Through-Floor Fitting

### Catalog Number

#### FR80AL Brushed Aluminum

For use with **PT7XC** only.

- Brushed aluminum housing with low voltage barrier. Plates and devices sold separately.
- UL Listed and CSA Certified.



FR80AL

### 2-Gang Pedestal Service Fitting

### Plates

#### Catalog Numbers

#### SS309D

Duplex



#### SS309S

Single Rec.  
(1.39 in. OD)



#### SS309B

Blank



#### SS309DS

Style Line/GFCI



#### Catalog Numbers

#### SS309T

Bushed Data  
Opening (1 in. ID)



#### SS309SF\*

Furniture Feed  
(3/4 in. KO)



#### SS309BF\*

Furniture Feed  
Blank



\*For furniture feed applications using SS309SF, a SS309BF blank must be used for 2nd plate.

- 302/304 Stainless steel plates (SS309SF & SS309BF are aluminum).
- UL Listed and CSA Certified.

## 3" Core Hole FRPT Accessories

### Catalog Numbers

#### FRP250

Gray

### Closure Plug

Textured aluminum plug seals 3 in. core hole when FRPT is no longer required and is removed. Maintains the floor's 1 – 4 hour fire rating. UL Listed and CSA Certified.



#### AP2GY

Gray

### Flush FRPT

Use with **PT7FSD**, **PT73SD** or **PT71SD** only. Covers the opening when FRPT is abandoned. Service fitting is removed and through-floor fitting remains.



#### FF3GY

Gray

### Multi-Service Furniture Feed

Use as a replacement cover for **PT73FFSD** series, or to convert installed **PT7FSD** series into furniture feed FRPTs. Includes (2) 1/2 in. threaded hubs for low voltage and (1) 3/4 in. threaded hub for power. (UL Listed only.)



#### FF3I

Ivory

### Replacement Inserts

### Catalog Numbers

#### EXT13

### PT7XC Extension Kit

Extends **PT7XC** FRPT to accommodate between 7 in. and 13 in. floor thickness.



#### AP22

2-Gang Gray

### Pedestal FRPT

#### AP42

4-Gang Gray

### Abandonment Plate

Use with **PT27A** or **PT7XC** Only. Covers the opening when FRPT is abandoned. Service fitting is removed and through-floor fitting remains.



#### FRBR1

### Low Voltage Barrier

Use with **FR280**, **FR480**, and **FR680** pedestal service fittings only when additional power/low voltage separation is required.





Product	Page
Specifications and Dimensional Information .....	154
Custom Pole Configurations .....	155
Division 16 Specifications.....	156

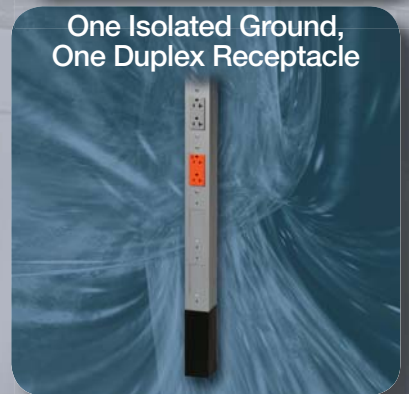


photo courtesy of  
constructionphotographs.com

# Specifications and Dimensional Information

## Aluminum Series Offering



HBLPP10A



HBLPP10IGA



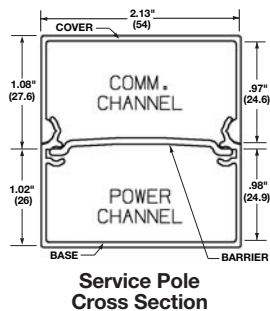
HBLPP10SAI



ATB



PPTRIM1



Service Pole Cross Section

Hubbell offers a line of gray, ivory and satin finish extruded aluminum service poles. These attractive and durable poles effectively distribute power and telecommunications wiring from above the ceiling to workstations below. They are offered in lengths of 10' 2", 12' 2", and 15' 2", and with a variety of electrical wiring devices. Poles with three service capability have a divider to separate power and low voltage wiring.

### Ordering Information

Aluminum service poles; satin finish aluminum, gray or ivory painted; Style Line® duplex receptacles and two Style Line® knockouts for communications; includes ceiling trim mounting plate and scuff boot.

A blank pole is also offered which does not have devices or wiring. In addition to a standard pole, which has two 20 amp duplex receptacles, an isolated ground version is available, as well as a surge suppression version. All poles, except the blank versions, are factory wired with Hubbell Style Line® receptacles. Two Style Line® knockouts are also provided on the same side as the power receptacles for communication outlets.

Description	Catalog Numbers		Satin Finish Aluminum
	Gray	Ivory	
Three service; two 20A 125V Style Line® duplex receptacles; one circuit. Height 10' 2" (3.10m). Height 12' 2" (3.71m). Height 15' 2" (4.62m).	HBLPP10A HBLPP12A HBLPP15A	HBLPP10AI HBLPP12AI HBLPP15AI	HBLPP10AAL HBLPP12AAL HBLPP15AAL
Three service; one orange isolated ground 20A 125V Style Line® duplex receptacle; one 20A 125V Style Line® duplex receptacle; two circuits; 10' 2" (3.10m).	HBLPP10IGA	HBLPP10IGAI	—
Three service; two orange isolated ground 20A 125V Style Line® duplex receptacles; one isolated ground surge suppression 20A 125V duplex receptacle; one circuit; 10' 2" (3.10m).	HBLPP10SA	HBLPP10SAI	—
Three service; blank pole; divider; four Style Line® device knockouts; Height 10' 2" (3.10m). Height 12' 2" (3.71m). Height 15' 2" (4.62m).	HBLPPOA HBLPPO12A HBLPPO15A	HBLPPOAI HBLPPO12AI HBLPPO15AI	HBLPPOAAL HBLPPO12AAL HBLPPO15AAL
Adjustable T-bar assembly for mounting poles in middle of ceiling tile.	ATB	—	—
Replacement service pole trim kit (ceiling white).	PPTRIM1	—	—

Notes: Style Line® communication outlets, modular jacks, and data connectors are sold separately. See pages 166 and 167 for data accessories.

### Specifications

Material: Extruded aluminum; .05" thick (1.27mm)  
Finish: gray, ivory or satin finish  
Conductors: #12 AWG stranded copper

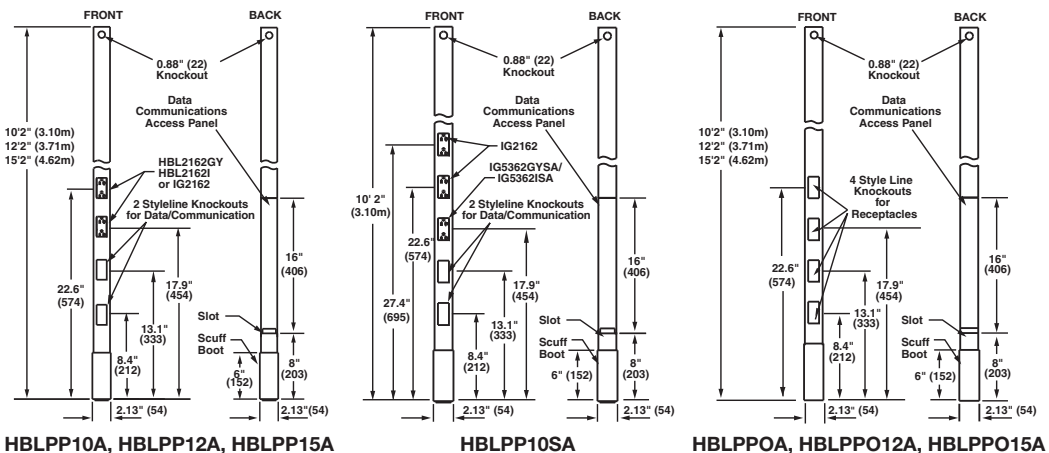
Receptacles: (see drawings below)  
Listing: UL Listed

### Wiring Capacity (@40% fill)

	Voice Data Channel*			Power Channel**
	Cat. 5E	Cat. 6	Cat. 6A	
HBLPP10A; HBLPP12A; HBLPP15A; HBLPP10IGA	26	11	9	41
HBLPP10SA; HBLPP10SAI	8	6	3	41
HBLPPOA, HBLPPO12A, HBLPPO15A (with barrier)	26	11	9	41

Notes: \* Pole wiring capacity (telephone fill); Cat. 5 UTP (2.30 sq. ft.).  
\*\*#12 THHN stranded.

### Dimensions



HBLPP10A, HBLPP12A, HBLPP15A

HBLPP10SA

HBLPPOA, HBLPPO12A, HBLPPO15A

# Custom Pole Configurations

## Custom Poles

Using the chart below, you can create a custom service pole. For configurations that require additional customization, please consult Hubbell Technical Service at (203) 882-4800.

Position		<b>1</b>	<b>2</b>	<b>3</b>	<b>4</b>	<b>5</b>	<b>6</b>	<b>7</b>	<b>8</b>	<b>9</b>	<b>10</b>	<b>11</b>	<b>12</b>	<b>13</b>	<b>14</b>
Selections	<b>S</b> <b>P</b>	<b>1</b>	<b>0</b>	<b>0</b>	<b>2</b>	<b>1</b>	<b>1</b>	<b>B</b>	<b>B</b>	<b>B</b>	<b>X</b>	<b>X</b>	<b>X</b>	<b>C</b>	<b>I</b>

**Example: SP100211BBBXXCI**

10 Feet 02 Inches, Ivory, (2) Rectangular Style Line® Knockouts For Data, (3) HBL2162 Duplex Receptacles, (2) Circuits (First 2 Receptacles on Circuit #1, Remaining receptacles on Circuit #2).

### Worksheet

Position		<b>1</b>	<b>2</b>	<b>3</b>	<b>4</b>	<b>5</b>	<b>6</b>	<b>7</b>	<b>8</b>	<b>9</b>	<b>10</b>	<b>11</b>	<b>12</b>	<b>13</b>	<b>14</b>
Selections	<b>S</b> <b>P</b>														

**Position 1 & 2:** Height to the nearest foot. 08-22 Feet.

**Position 3 & 4:** Height in inches up to 11". 00-11 Inches.

**Position 5, 6, 7, 8, 9, 10, 11, 12:**  
Starting at **Position 7** Select Datacom Knockouts/Device Frames followed by Power Receptacle/Power Knockout options. If the service pole is power only, select receptacle options starting at **Position 7**. Empty **Positions** should be filled with an "X" to designate an empty field.

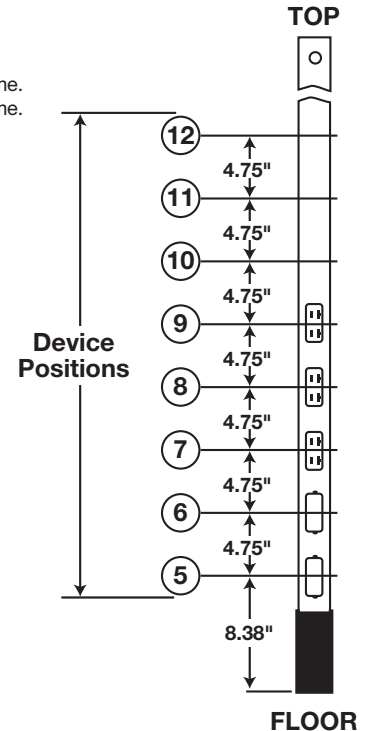
*Note: If power receptacles are chosen, then power knockouts may not be chosen in the same service pole.*

#### Data Selections

- 1 - Rectangular Style Line® Knockout (for blank poles only).
- 2 - ½" N.P.T. Knockout (0.875" diameter, for blank poles only).
- 3 - ¾" N.P.T. Knockout (1.109" diameter, for blank poles only).
- 4 - 2-Port Style Line® Data Frame, 1-Gang, 2 Port Voice/Data Frame.
- 5 - 3-Port Style Line® Data Frame, 1-Gang, 3 Port Voice/Data Frame.

#### Power Selections

- 6 - Rectangular Style Line® Knockout (for blank poles only).
- 7 - ½" N.P.T. Knockout (0.875" diameter, for blank poles only).
- 8 - ¾" N.P.T. Knockout (1.109" diameter, for blank poles only).
- A - 5362, 20A, 125V AC, Duplex.
- B - HBL2162, 20A, 125V AC, Style Line® Duplex.
- C - IG5362, 20A, 125V AC, I.G. Duplex.
- D - IG2162, 20A, 125V AC, I.G. Style Line® Duplex.
- G - HBL4700, 15A, 125V AC, Twist-Lock® Duplex.
- H - IG4700, 15A, 125V AC, I.G. Twist-Lock® Duplex.
- I - IG2310, 20A, 125V AC, I.G. Twist-Lock® Single.
- J - IG5361, 20A, 125V AC, I.G. Single.
- K - HBL5361, 20A, 125V AC, Single.
- L - HBL2310, 20A, 125V AC, Twist-Lock® Single.
- M - HBL2610, 30A, 125V AC, Twist-Lock® Single.
- N - HBL2320, 20A, 250V AC, Twist-Lock® Single.
- O - HBL2620, 30A, 250V AC, Twist-Lock® Single.
- Q - IG4710, 15A, 125V AC, I.G. Twist-Lock® Single.
- R - HBL4710, 15A, 125V AC, Twist-Lock® Single.
- S - HBL5662, 15A, 250V AC, Duplex.
- T - IG5662, 15A, 250V AC, I.G. Duplex.
- U - HBL5661, 15A, 250V AC, Single.
- V - IG5661, 15A, 250V AC, I.G. Single.
- W - HBL5462, 20A, 250V AC, Duplex.



**Position 13: Power Circuits**  
Z - No Circuits (Should only be selected when the service poles has ONLY Data and/or Power knockouts).  
A - All devices on a single circuit.  
B - 2 Circuits, First Receptacle on Circuit #1, Remaining Receptacles on Circuit #2.  
C - 2 Circuits, First 2 Receptacles on Circuit #1, Remaining Receptacles on Circuit #2.  
D - 2 Circuits, First 3 Receptacles on Circuit #1, Remaining Receptacles on Circuit #2.  
E - 2 Circuits, First 4 Receptacles on Circuit #1, Remaining Receptacles on Circuit #2.  
F - 2 Circuits, First 5 Receptacles on Circuit #1, Remaining Receptacles on Circuit #2.  
G - 2 Circuits, First 6 Receptacles on Circuit #1, Remaining Receptacles on Circuit #2.  
H - 2 Circuits, First 7 Receptacles on Circuit #1, Remaining Receptacles on Circuit #2.

**Position 14: Color**  
I - Ivory.  
G - Gray.  
W - White.  
K - Black.  
A - Aluminum with satin finish.

# Division 16 Specifications

## Section 16110 Raceways

### PART 2: Products

#### 2.01 Manufacturer

A. The power poles specified herein for branch circuit wiring shall be Hubbell Service Poles as manufactured by Hubbell Inc., Wiring Device-Kellems® or approved equal. Other manufacturers may be considered equal if they meet the performance requirements of this specification and have received prior written approval.

#### 2.02 Components/Accessories

A. The hardware for mounting Service Poles in the middle of a ceiling tile shall be Hubbell adjustable T-Bar type ATB with trim plate kit type PPTRIM1.

#### 2.03 Materials

### A. STANDARD and CUSTOM ALUMINUM SERVICE POLES

#### 1. **Standard Style Line® Duplex**

These Service Poles shall be extruded aluminum with a heavy gauge body (no less than .05 inches thick) to resist denting. These poles shall be two-channel to accommodate both power and low voltage services on the same side of the pole. Service poles shall be pre-wired with #12 AWG wire and equipped with two specification grade Style Line® receptacles (20A, 125V). These receptacles shall be Hubbell type HBL2162GY/HBL2162I or an approved equal. The low voltage (back) channel of the service pole shall incorporate an access panel that provides a passageway to two Style Line® communication knockouts located on the front of the pole.

##### **Finish**

Service Poles will include a painted or satin finish.  
Custom poles are available in Gray, Ivory, White, Black and Satin Finish Aluminum.

##### **Heights**

Standard Service Poles shall be available in three sizes to accommodate various ceiling heights: 10 ft. 2 in. (3.10m), 12 ft. 2 in. (3.71m) and 15 ft. 2 in. (4.62m). Custom Poles shall be available in a range of sizes, a configurator pole is 8 through 22 ft. Other custom poles can be as short as 6 in. through 44 ft.

10 ft. 2 in. (3.10m): Hubbell type HBLPP10A, HBLPP10AI, HBLPP10ALL.  
10 ft. 2 in. (3.10m): With Surge; Hubbell Type HBLPP10SA, HBLPP10SAI.  
10 ft. 2 in. (3.10m): Isolated Ground; Hubbell Type HBLPP10IGA, HBLPP10IGAI.  
12 ft. 2 in. (3.71m): Hubbell type HBLPP12A, HBLPP12AI, HBLPP12ALL.  
15 ft. 2 in. (4.62m): Hubbell type HBLPP15A, HBLPP15AI, HBLPP15ALL.  
8-22 feet: Hubbell Custom Poles.

#### 2. **Isolated Ground**

The following Service Poles contain one Hubbell isolated ground receptacle Hubbell #IG2162 and one #HBL2162GY/HBL2162I, both 20A, 125V Style Line® receptacles (wired on separate circuits). Gray aluminum painted poles shall be Hubbell type HBLPP10IGA. Ivory pole shall be Hubbell type HBLPP10IGAI. Custom poles with a variety of receptacles may also include isolated ground type devices.

#### 3. **Surge Suppression/Isolated Ground**

The following Service Poles contain one Hubbell #IG5362GYSA/IG5362ISA (20A, 125V Surge/IG Style Line® Duplex) and two #IG2162 (20A, 125V IG Style Line® Duplex) receptacles. All receptacles are wired on the same circuit, therefore providing surge protection at each outlet. Gray aluminum painted pole shall be Hubbell type HBLPP10SA. Ivory pole shall be Hubbell type HBLPP10SAI. Custom poles with a variety of receptacle options may also include surge suppression.

#### 4. **Blank**

The following poles are two-channel and do not include receptacles or wiring. All poles include a barrier which starts between the second and third knockout positions from the bottom of the pole. Custom poles with or without a barrier are available as well.  
10 ft. 2 in. (3.10m): Hubbell type HBLPPOA, HBLPPOAI, HBLPPOAAL.  
12 ft. 2 in. (3.71m): Hubbell type HBLPPO12A, HBLPPO12AI, HBLPPO12AAL.  
15 ft. 2 in. (4.62m): Hubbell type HBLPPO15A, HBLPPO15AI, HBLPPO15AAL.

### B. VOICE/DATA INTERFACE

All Service Poles must allow for acceptance of Hubbell Style Line® communication outlets.






# Power, Data, Audio and Video Accessories

# HUBBELL

Product	Page
Receptacles .....	158
Switches .....	160
Twist-Lock® Receptacles .....	161
Wallplates and Face Plates .....	162
iSTATION™ and Outlet Frames .....	163
Snap Fit Connector Fittings .....	164
iSTATION™ Audio/Video Modules .....	166
Helpful Information .....	168



# Receptacles – Construction, Commercial and Style Line® Series

## Construction Series - Back and Side Wired



CR5252I



CR5252IG

Description	Color	Smooth Face		Finder Groove Face	
		15A 125V	20A 125V	15A 125V	20A 125V
Nylon Face	Almond	CR5252AL	CR5352AL	—	—
	Black	CR5252BK	CR5352BK	CR5262BK	CR5362BK
	Blue	—	—	—	CR5362BL
	Brown	CR5252	CR5352	CR5262	CR5362
	Gray	CR5252GY	CR5352GY	CR5262GY	CR5362GY
	Ivory	CR5252I	CR5352I	CR5262I	CR5362I
	Office White	CR5252OW	CR5352OW	CR5262OW	CR5362OW
	Red	CR5252R	CR5352R	CR5262R	CR5362R
	White	CR5252W	CR5352W	CR5262W	CR5362W
Isolated Ground Nylon Face	Black	CR5252IGBK	CR5352IGBK	—	—
	Blue	—	—	CR5352IGBL	—
	Gray	CR5252IGGY	CR5352IGGY	CR5352IGGY	—
	Ivory	CR5252IGI	CR5352IGI	CR5352IGI	—
	Office White	CR5252IGOW	CR5352IGOW	CR5352IGOW	—
	White	CR5252IGW	CR5352IGW	CR5352IGW	—

## Commercial Series - Side Wired Only



CR15I

Description	Color	Smooth Face		Finder Groove Face	
		15A 125V	20A 125V	15A 125V	20A 125V
Nylon Face	Almond	CR15AL	CR20AL	CRF15AL	CRF20AL
	Black	CR15BLK	CR20BLK	CRF15BLK	CRF20BLK
	Brown	CR15	CR20	CRF15	CRF20
	Gray	CR15GRY	CR20GRY	CRF15GRY	CRF20GRY
	Ivory	CR15I	CR20I	CRF15I	CRF20I
	Office White	CR15OW	CR20OW	CRF15OW	CRF20OW
	White	CR15WHI	CR20WHI	CRF15WHI	CRF20WHI

## Commercial Series - Side Wired, Open Terminals



CRF15

Description	Color	Catalog Number	
		15A 125V	20A 125V
Smooth Nylon Face	Black	—	CRO20BLK
Nylon Face	Brown	CRO15	CRO20
	Gray	CRO15GRY	CRO20GRY
	Ivory	CRO15I	CRO20I
	White	CRO15WHI	CRO20WHI

## Style Line® Series - Back and Side Wired



HBL2152OW

Description	Color	Catalog Number	
		15A 125V	20A 125V
Smooth Nylon Face	Almond	HBL2152AL	HBL2162AL
	Black	HBL2152BK	HBL2162BK
	Brown	HBL2152	HBL2162
	Gray	HBL2152GY	HBL2162GY
	Ivory	HBL2152I	HBL2162I
	Office White	HBL2152OW	HBL2162OW
	White	HBL2152WA	HBL2162WA

## Receptacles – GFCI, Surge and Isolated Ground Series

### GFCI Duplex With LED - Back & Side Wired

Description	Color	Catalog Number	
		15A 125V	20A 125V
Flush Thermoplastic Face. Matching Wallplate Included. GFCI LED.	Almond	GF15ALL	GF20ALL
	Black	GF15BKL	GF20BKL
	Brown	GF15L	GF20L
	Gray	GF15GYL	GF20GYL
	Ivory	GF15IL	GF20IL
	Light Almond	GF15LAL	GF20LAL
	Office White	GF15OWL	GF20OWL
	Red	GF15RL	GF20RL
	White	GF15WL	GF20WL



GF15IL

### AutoGuard™ Self-Test GFCI Duplex With LEDs - Back & Side Wired

Description	Color	Catalog Number	
		15A 125V	20A 125V
Flush Thermoplastic Face. Matching Wallplate Included. Two GFCI LEDs.	Almond	GFST15AL	GFST20AL
	Black	GFST15BK	GFST20BK
	Brown	GFST15	GFST20
	Gray	GFST15GY	GFST20GY
	Ivory	GFST15I	GFST20I
	Light Almond	GFST15LA	GFST20LA
	Office White	GFST15OW	GFST20OW
	Red	GFST15R	GFST20R
	White	GFST15W	GFST20W



GFST20I

### Circuit Guard®, Specification Grade, Surge Suppression Duplex

Description	Color	Catalog Number	
		15A 125V	20A 125V
Surge suppression with light, 240 joules/15000A per mode.	Blue	HBL5260SA	HBL5360SA
	Ivory	HBL5260ISA	HBL5360ISA
	Office White	HBL5260WSA	HBL5360WSA
Surge suppression with light and alarm, 240 joules/15000A per mode.	Almond	HBL5262ALSA	HBL5362ALSA
	Blue	HBL5262SA	HBL5362SA
	Gray	HBL5262GYSA	HBL5362GYSA
	Ivory	HBL5262ISA	HBL5362ISA
	Office White	HBL5262OWSA	HBL5362OWSA
White	HBL5262WSA	HBL5362WSA	



HBL5262GYSA

### Isolated Ground, Industrial Grade Duplex

Description	Color	Catalog Number	
		15A 125V	20A 125V
Heavy duty duplex receptacles.	Gray	IG5262GY	IG5362GY
	Ivory	IG5262I	IG5362I
	Orange	IG5262	IG5362
	Red	IG5262R	IG5362R
	White	—	IG5362W



IG5262

# Switches – Construction, Commercial and Style Line® Series



CS12011



CS1221



CS115I



CS120



HBL2101AL

## Construction Series Toggle - Back and Side Wired

### 15A, 120-277V AC

Description	Single Pole	Double Pole	Three Way	Four Way
Almond	CS1201AL	—	CS1203AL	—
Brown	CS1201	—	CS1203	—
Gray	CS1201GY	—	CS1203GY	—
Ivory	CS1201I	—	CS1203I	—
Office White	CS1201OW	—	CS1203OW	—
White	CS1201W	—	CS1203W	—

### 20A, 120-277V AC

Description	Single Pole	Double Pole	Three Way	Four Way
Almond	CS1221AL	—	CS1223AL	CS1224AL
Black	CS1221BK	CS1222BK	CS1223BK	CS1224BK
Brown	CS1221	CS1222	CS1223	CS1224
Gray	CS1221GY	CS1222GY	CS1223GY	CS1224GY
Ivory	CS1221I	CS1222I	CS1223I	CS1224I
Office White	CS1221OW	CS1222OW	CS1223OW	CS1224OW
Red	CS1221R	CS1222R	CS1223R	CS1224R
White	CS1221W	CS1222W	CS1223W	CS1224W

## Commercial Series Toggle - Side Wired Only

### 15A, 120-277V AC

Description	Single Pole	Double Pole	Three Way	Four Way
Almond	CS115AL	—	CS315AL	—
Brown	CS115	—	CS315	—
Gray	CS115GY	—	CS315GY	—
Ivory	CS115I	—	CS315I	—
Office White	CS115OW	—	CS315OW	—
White	CS115W	—	CS315W	—

### 20A, 120-277V AC

Description	Single Pole	Double Pole	Three Way	Four Way
Almond	CS120AL	—	CS320AL	—
Brown	CS120	—	CS320	—
Gray	CS120GY	—	CS320GY	—
Ivory	CS120I	—	CS320I	—
Office White	CS120OW	—	CS320OW	—
White	CS120W	—	CS320W	—

## Style Line® Rocker - Back and Side Wired

### 15A, 120-277V AC

Description	Single Pole	Double Pole	Three Way	Four Way
Almond	HBL2101AL	—	HBL2103AL	—
Brown	HBL2101	—	HBL2103	—
Gray	HBL2101GY	—	HBL2103GY	—
Ivory	HBL2101I	—	HBL2103I	—
Office White	HBL2101OW	—	HBL2103OW	—
White	HBL2101W	—	HBL2103W	—

### 20A, 120-277V AC

Description	Single Pole	Double Pole	Three Way	Four Way
Almond	HBL2121AL	HBL2122AL	HBL2123AL	HBL2124AL
Brown	HBL2121	HBL2122	HBL2123	HBL2124
Gray	HBL2121GY	HBL2122GY	HBL2123GY	HBL2124GY
Ivory	HBL2121I	HBL2122I	HBL2123I	HBL2124I
Office White	HBL2121OW	HBL2122OW	HBL2123OW	HBL2124OW
White	HBL2121W	HBL2122W	HBL2123W	HBL2124W



# Twist-Lock® Receptacles

## 15 Amp Devices

<b>2 Pole, 3 Wire Grounding</b> <b>Description</b>		
	<b>L5-15R</b> <b>15A 125V</b>	<b>L6-15R</b> <b>15A 250V</b>
Duplex, flush, brown RTP face.	<b>HBL4700</b>	<b>HBL4550</b>
IG duplex, orange RTP face.	<b>IG4700A</b>	<b>IG4550A</b>
Single, flush black nylon face.	<b>HBL4710</b>	<b>HBL4560</b>
IG single, flush orange nylon face.	<b>IG4710</b>	<b>IG4560</b>



## 20 Amp Devices

<b>2 Pole, 3 Wire Grounding</b> <b>Description</b>			
	<b>L5-20R</b> <b>20A 125V</b>	<b>L6-20R</b> <b>20A 250V</b>	<b>L8-20R</b> <b>20A 480V</b>
Single, flush black nylon face.	<b>HBL2310</b>	<b>HBL2320</b>	<b>HBL2340</b>
IG single, flush orange nylon face.	<b>IG2310</b>	<b>IG2320</b>	<b>IG2340</b>
<b>3 Pole, 4 Wire Grounding</b> <b>Description</b>			
	<b>L14-20R</b> <b>20A 125/250V</b>	<b>L15-20R</b> <b>20A 3Ø 250V</b>	<b>L16-20R</b> <b>20A 3Ø 480V</b>
Single, flush black nylon face.	<b>HBL2410</b>	<b>HBL2420</b>	<b>HBL2430</b>
IG single, flush orange nylon face.	<b>IG2410</b>	<b>IG2420</b>	—
<b>4 Pole, 5 Wire Grounding</b> <b>Description</b>			
	<b>L21-20R</b> <b>20A 3ØY</b> <b>120/208V</b>	<b>L22-20R</b> <b>20A 3ØY</b> <b>277/480V</b>	<b>L23-20R</b> <b>20A 3ØY</b> <b>347/600V</b>
Single, flush black nylon face.	<b>HBL2510</b>	<b>HBL2520</b>	<b>HBL2530</b>
IG single, flush orange nylon face.	<b>IG2510</b>	—	—






## 30 Amp Devices

<b>2 Pole, 3 Wire Grounding</b> <b>Description</b>			
	<b>L5-30R</b> <b>30A 125V</b>	<b>L6-30R</b> <b>30A 250V</b>	<b>L8-30R</b> <b>30A 480V</b>
Single, flush black nylon face.	<b>HBL2610</b>	<b>HBL2620</b>	<b>HBL2640</b>
IG single, flush orange nylon face.	<b>IG2610</b>	<b>IG2620</b>	—
<b>3 Pole, 4 Wire Grounding</b> <b>Description</b>			
	<b>L14-30R</b> <b>30A 125/250V</b>	<b>L15-30R</b> <b>30A 3Ø 250V</b>	<b>L16-30R</b> <b>30A 3Ø 480V</b>
Single, flush black nylon face.	<b>HBL2710</b>	<b>HBL2720</b>	<b>HBL2730</b>
IG single, flush orange nylon face.	<b>IG2710</b>	<b>IG2720</b>	—
<b>4 Pole, 5 Wire Grounding</b> <b>Description</b>			
	<b>L21-30R</b> <b>30A 3ØY</b> <b>120/208V</b>	<b>L22-30R</b> <b>30A 3ØY</b> <b>277/480V</b>	<b>L23-30R</b> <b>30A 3ØY</b> <b>347/600V</b>
Single, flush black nylon face.	<b>HBL2810</b>	<b>HBL2820</b>	<b>HBL2830</b>
IG single, flush orange nylon face.	<b>IG2810</b>	—	—



# Wallplates and Face Plates

## Nylon and Metal Wallplates

	Description	Color	Toggle Switch Plates		Duplex Receptacle Plates		GFCI, Surge & Style Line® Receptacle Plates	
			1-Gang	2-Gang	1-Gang	2-Gang	1-Gang	2-Gang
 NP1AL	Standard, Smooth High-Impact Nylon.	Almond	NP1AL	NP2AL	NP8AL	NP82AL	NP26AL	NP262AL
		Ivory	NP1I	NP2I	NP8I	NP82I	NP26I	NP262I
		White	NP1W	NP2W	NP8W	NP82W	NP26W	NP262W
		Brown	NP1	NP2	NP8	NP82	NP26	NP262
		Gray	NP1GY	NP2GY	NP8GY	NP82GY	NP26GY	NP262GY
		Office White	NP1OW	NP2OW	NP8OW	NP82OW	NP26OW	NP262OW
		Black	NP1BK	NP2BK	NP8BK	NP82BK	NP26BK	NP262BK
		Red	NP1R	NP2R	NP8R	NP82R	NP26R	NP262R
		Orange	—	—	NP8OR	NP82OR	—	—
		 NP8AL	Plated Steel.	Chrome	SCH1	SCH2	SCH8	SCH82
Brass	SBP1			SBP2	SBP8	SBP82	SBP26	SBP262
 NP26AL	Stainless Steel.	Smooth	SS1	SS2	SS8	SS82	SS26	SS262
		Beveled	97071	—	97101	—	—	—
	Brass.	Smooth	SB1	SB2	SB8	SB82	SB26	SB262
		Smooth	SA1	SA2	SA8	SA82	—	—

## Duplex and Style Line® Plates











IFP18AL













IFP126AL

Description	Color	Catalog Numbers
Duplex Plate with label fields. (Accepts Duplex Frames)	Almond	IFP18AL
	Gray	IFP18GY
	Office White	IFP18OW
Style Line® Plate with label fields. (Accepts Style Line Frames)	Almond	IFP126AL
	Gray	IFP126GY
	Office White	IFP126OW

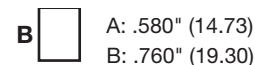
## IFP Face Plates

Color	1-Gang 1-Port	2-Port	3-Port	4-Port	6-Port	2-Gang 6-Port	9-Port	12-Port
								
Almond	IFP11AL	IFP12AL	IFP13AL	IFP14AL	IFP16AL	IFP26AL	IFP29AL	IFP212AL
Gray	IFP11GY	IFP12GY	IFP13GY	IFP14GY	IFP16GY	IFP26GY	IFP29GY	IFP212GY
Office White	IFP11OW	IFP12OW	IFP13OW	IFP14OW	IFP16OW	IFP26OW	IFP29OW	IFP212OW
Black	IFP11BK	IFP12BK	IFP13BK	IFP14BK	IFP16BK	IFP26BK	IFP29BK	IFP212BK
Electric Ivory	IFP11EI	IFP12EI	IFP13EI	IFP14EI	IFP16EI	IFP26EI	IFP29EI	IFP212EI
White	IFP11W	IFP12W	IFP13W	IFP14W	IFP16W	IFP26W	IFP29W	IFP212W

## SSF Stainless Steel Plates

1-Gang 1-Port	2-Port	3-Port	4-Port	6-Port	2-Gang 4-Port	6-Port	9-Port	12-Port
								
SSF11	SSF12	SSF13	SSF14	SSF16	SSF204	SSF206	SSF209	SSF212
With Label Fields								
1-Port	2-Port	3-Port	4-Port	6-Port				
SSFL11	SSFL12	SSFL13	SSFL14	SSFL16				

Keystone Opening  
Hole size for mounting  
all Hubbell Jacks





Note: All SSF plates will accept Audio/Video keystone connectors and Xcelerator™ jacks.







# iSTATION™ and Outlet Frames

## IMF iSTATION™ Frames





The IMF series accepts iSTATION™ modules in 3 unit combinations for 1-gang and 6 unit combinations for 2-gang applications. Start by selecting a frame and then the required mix of modules. See pages 166 and 167 for module combinations.

Color	1-Gang		2-Gang	
Almond	IMF1AL		IMF2AL	
Black	IMF1BK		IMF2BK	
Electric Ivory	IMF1EI		IMF2EI	
Gray	IMF1GY		IMF2GY	
Office White	IMF1OW		IMF2OW	
White	IMF1W		IMF2W	

## Style Line® Outlet Frames, Unloaded

	2-Port	3-Port	4-Port	6-Port
				
Color	Catalog Numbers			
Almond	ISF2AL	ISF3AL	ISF4AL	ISF6AL
Black	ISF2BK	ISF3BK	ISF4BK	ISF6BK
Electric Ivory	ISF2EI	ISF3EI	ISF4EI	ISF6EI
Gray	ISF2GY	ISF3GY	ISF4GY	ISF6GY
Office White	ISF2OW	ISF3OW	ISF4OW	ISF6OW
White	ISF2W	ISF3W	ISF4W	ISF6W

## Style Line® Outlet Frames, Loaded

	15-Pin 3.5mm Jack	15-Pin XLR	15-Pin D-sub F/F Gender Changer	15-Pin D-sub Screw Terminal
				
Color	Catalog Numbers			
Almond	ISF1535AL	ISFXLRAL	ISFD15AL	ISFD15STAL
Black	ISF1535BK	ISFXLRBK	ISFD15BK	ISFD15STBK
Electric Ivory	ISF1535EI	ISFXLREI	ISFD15EI	ISFD15STEI
Gray	ISF1535GY	ISFXLRGY	ISFD15GY	ISFD15STGY
Office White	ISF1535OW	ISFXLRW	ISFD15OW	ISFD15STOW
White	ISF1535W	ISFXLRW	ISFD15W	ISFD15STW

## Outlet Frames

	Duplex 2-Port	Duplex 4-Port	Style Line Loaded 4-Port T568B	Style Line Loaded 4-Port T568A
				
Color	Catalog Numbers			
Almond	BR106AL	Q106AL	—	—
Black	BR106B	Q106B	SL5E4B*	SL5E4A*
Electric Ivory	BR106E	Q106E	—	—
Gray	BR106G	Q106G	—	—
Office White	BR106C	Q106O	—	—
White	BR106W	Q106W	—	—

Note: \* SL5E4A and SL5E4B have four Category 5e jacks built into the frame.

# Snap Fit Connector Fittings



SFRC110R



SFRCR



SFRCRFF



SFSV110BK



SFSVBK



SFBGY



SFFBX



SFRFGOW



SFB10

## RCA Connectors

Use to distribute component and composite audio and video signals from device to device. Typical applications include TV, cable, VCR/DVD, camera, camcorder, projector, home theater, and entertainment centers.

### 110 Punchdown

Insulator Color	Red	White	Yellow	Blue	Green
Black Housing.	<b>SFRC110R</b>	<b>SFRC110W</b>	<b>SFRC110Y</b>	<b>SFRC110B</b>	<b>SFRC110GN</b>

### Solder Coupler Termination

Insulator Color	Black	Red	White	Yellow	Blue	Green
Office White Housing.	<b>SFRC</b>	<b>SFRCR</b>	<b>SFRCW</b>	<b>SFRCY</b>	<b>SFRCBOW</b>	<b>SFRCGNOW</b>
Other Color Housing.	<b>SFRC*</b>	<b>SFRCR*</b>	<b>SFRCW*</b>	<b>SFRCY*</b>	<b>SFRCB*</b>	<b>SFRCGN*</b>

### Gold Pass-through, F/F Coupler

Insulator Color	Black	Red	White	Yellow	Blue	Green
Office White Housing.	<b>SFRCBKFF</b>	<b>SFRCRFF</b>	<b>SFRCWFF</b>	<b>SFRCYFF</b>	<b>SFRCBFFOW</b>	<b>SFRCGNFFOW</b>
Other Color Housing.	<b>SFRCBKFF*</b>	<b>SFRCRFF*</b>	<b>SFRCWFF*</b>	<b>SFRCYFF*</b>	<b>SFRCBFF*</b>	<b>SFRCGNFF*</b>

Note: \* For other housing colors, add "AL" (Almond), "BK" (Black), "EI" (Electric Ivory), "GY" (Gray) or "W" (White) to the end of the catalog number.

## S-Video Connectors

Use to transmit video information over a cable by dividing the signal into two separate signals, (chrominance) for color and (luminance) for brightness. Applications include TV, cable, satellite, VCR/DVD, camera, camcorder, projector, home theater, entertainment systems, security and surveillance.

Termination	Almond	Black	Electric Ivory	Gray	Office White	White
110	<b>SFSV110AL</b>	<b>SFSV110BK</b>	<b>SFSV110EI</b>	<b>SFSV110GY</b>	<b>SFSV110OW</b>	<b>SFSV110W</b>
F/F Coupler	<b>SFSVAL</b>	<b>SFSVBK</b>	<b>SFSVEI</b>	<b>SFSVGY</b>	<b>SFSVOW</b>	<b>SFSVW</b>

## BNC Connectors

Use to distribute PRO audio/video through coaxial 75 ohm signal to the work area. Applications include TV, CCTV, analog and digital CATV, VCR, HDTV satellite, security and surveillance systems.

Finish	Almond	Black	Electric Ivory	Gray	Office White	White
Nickel	<b>SFBAL</b>	<b>SFBBK</b>	<b>SFBEI</b>	<b>SFBGY</b>	<b>SFBOW</b>	<b>SFBW</b>
Gold	<b>SFBGAL</b>	<b>SFBGBK</b>	<b>SFBGEI</b>	<b>SFBGGY</b>	<b>SFBGOW</b>	<b>SFBGW</b>

## F-Type Connectors

Use for distributing high quality video signal to the workstation. Requiring no soldering, these F-connectors install with a snap and provide quick, easy "screw-on" termination. Applications include TV, CCTV and CATV, home theater and entertainment systems, satellite, security and surveillance systems, VCR/DVD applications.

### F-Type Coupler Bulkhead F/F

Finish	Almond	Black	Electric Ivory	Gray	Office White	White
Nickel	<b>SFFALX</b>	<b>SFFBX</b>	<b>SFFEX</b>	<b>SFFGX</b>	<b>SFFX</b>	<b>SFFWX</b>
Gold	<b>SFFGAL</b>	<b>SFFGBK</b>	<b>SFFGEI</b>	<b>SFFGGY</b>	<b>SFFGOW</b>	<b>SFFGW</b>

### F-Type to RCA Bulkhead F/F

Finish	Office White	White
Gold	<b>SFRFGOW</b>	<b>SFRFGW</b>

## Blank Connectors

Sold 10 pieces per package.

Color	Almond	Black	Electric Ivory	Gray	Office White	White
Housing Color	<b>SFBAL10</b>	<b>SFB10</b>	<b>SFBE10</b>	<b>SFBG10</b>	<b>SFB10</b>	<b>SFBW10</b>



# Snap Fit Connector Fittings

## Gold Speaker Post Connectors and Plugs

Use for distributing audio signal throughout the home, office or to a workstation. Applications include home theater, surround sound systems, entertainment systems, and speaker connections.

### Speaker Post Connectors

Ring Color	Housing Color	Catalog Numbers
Black	Office White	SFSPGBK
Red	Office White	SFSPGR

### Speaker Post Plugs

Sold 10 pieces per package.

Color	Catalog Numbers
Black	SPPBK10
Red	SPPR10



SFSPGR



SPPBK10

## 3.5mm Stereo Jacks

Use for distributing stereo or mono audio signals to and from devices. Applications include laptop and desktop computer audio I/O output, Pro audio distribution, projectors, and IR (infrared) signal transmission.

Size	Almond	Black	Electric Ivory	Gray	Office White	White
3.5mm	SF35SJAL	SF35SJBK	SF35SJEI	SF35SJGY	SF35SJ	SF35SJW



SF35SJ

## USB Connectors

Use to provide a simple and easy way to add a USB 2.0 connection to a work area. Feed-through coupler A-to-A or A-to-B format options available.

Color	Format	Catalog Number
Blue	A-to-B	SFUSBABB
Red	A-to-A	SFUSBAAB



SFUSBABB

## ST Keystone Fiber Adapter

Color	Almond	Black	Electric Ivory	Gray	Office White	White
	SFSTAL	SFSTBK	SFSTEI	SFSTG	SFST	SFSTW



SFST

## Category 6 Jacks

The XJ6 jack supports 10GbE applications to 55 meters, Gigabit Ethernet in the backbone, and network convergence out to the work area with usable bandwidth of 500 MHz. Sold 1 per bag, carton of 25.

Color	Catalog Numbers	Color	Catalog Numbers	Color	Catalog Numbers
Almond	HXJ6AL	Gray	HXJ6GY	Red	HXJ6R
Black	HXJ6BK	Green	HXJ6GN	White	HXJ6W
Blue	HXJ6B	Office White	HXJ6OW	Yellow	HXJ6Y
Electric Ivory	HXJ6EI	Orange	HXJ6OR		



HXJ6GN

## Category 5e Jacks

The XJ5e jack supports 10/100/1000BASE-T applications with usable bandwidth of 190 MHz in the channel. Sold 1 per bag, carton of 25.

Color	Catalog Numbers	Color	Catalog Numbers	Color	Catalog Numbers
Almond	HXJ5EAL	Gray	HXJ5EGY	Red	HXJ5ER
Black	HXJ5EBK	Green	HXJ5EGN	White	HXJ5EW
Blue	HXJ5EB	Office White	HXJ5EOW	Yellow	HXJ5EY
Electric Ivory	HXJ5EEI	Orange	HXJ5EOR		



HXJ5EBK

## 6 Position USOC Jacks

The XJU jack supports all low-speed data and voice grade applications. Sold 1 per bag, carton of 25.

Color	Catalog Numbers	Color	Catalog Numbers	Color	Catalog Numbers
Almond	HXJUJAL	Gray	HXJUGY	Red	HXJUR
Black	HXJUBK	Green	HXJUGN	White	HXJUW
Blue	HXJUB	Office White	HXJUOW	Yellow	HXJUJY
Electric Ivory	HXJUEI	Orange	HXJUOR		



HXJUOW

### Keystone Opening

Hole size for mounting all Hubbell jacks and connectors.



A: .580" (14.73)  
B: .760" (19.30)

# iSTATION™ Audio/Video Modules

## 15-Pin and 9-Pin

Hubbell's expanded line of 15-pin VGA-style connectors are supplied in various iSTATION™ module styles to accommodate the industry's growing needs for expansion. Hubbell's 9-pin high-density D-sub modules allow easy access to RS232 control and serial devices. Applications include video distribution, desktop and laptop computers, monitors, cameras and projectors, home theater and entertainment.

	<b>15-Pin F/F Gender Changer</b> 1 Unit	<b>15-Pin F/Screw Terminal, SVGA</b> 1 Unit	<b>15-Pin VGA 3.5mm Stereo Jack</b> 1.5 Unit	<b>9-Pin F/F Gender Changer</b> 1 Unit	<b>15-Pin Blank</b> 10-pack 1 Unit
Color Office White	<b>IM15DIN1OW*</b>	<b>IM15ST1OW*</b>	<b>IM15315OW*</b>	<b>IM9DIN1OW*</b>	<b>IMBDS1OW*</b>

Note: \* For other colors, replace "OW" with: "AL" (Almond), "GY" (Gray), "BK" (Black), "EI" (Electric Ivory) or "W" (White).

Note: Order **IMBDS1** series blank modules with D-sub connectors for iSTATION™ applications.

	<b>15-Pin to 6-Pin DIN Whip</b> 10-pack	<b>15-Pin Crimp On</b> 10-pack	<b>15-Pin Screw Terminal</b> 10-pack	<b>15-Pin Gender Changer</b> 10-pack
Catalog Numbers	<b>156P10</b>	<b>15C10</b>	<b>15ST10</b>	<b>15GC10</b>

	<b>DVI F/F Gender Changer</b> 1.5 Unit	<b>DVI to 15-Pin</b> 1.5 Unit
Color Office White	<b>IMDVI15OW*</b>	<b>IM15DVI15OW*</b>

Note: \* For other colors, replace "OW" with: "AL" (Almond), "GY" (Gray), "BK" (Black), "EI" (Electric Ivory) or "W" (White).

## Audio/Video Modules

Hubbell's wide offering of iSTATION™ loaded and unloaded modules is the most extensive Audio/Video solution in the structured cabling industry. Whatever the specification, application or preference, Hubbell iSTATION™ modules answers the call. Applications include Audio/video distribution devices, desktop and laptop computers, cameras and projectors, home theater and entertainment systems. All modules are 1 unit except **IMCRS15** series (1.5 unit).

	<b>RCA Component A/V 5 RCAs, Solder</b> 1.5 Unit	<b>RCA Component 3 RCAs, Solder</b>	<b>RCA Component 3 RCAs, Feed-Thru F/F</b>	<b>RCA Audio 2 RCAs, 110 UTP</b>	<b>S-Video 2 RCAs, 110 UTP</b>	<b>Speaker Post</b>
Color Office White	<b>IMCRS15OW*</b>	<b>IMCRS1OW*</b>	<b>IMCRF1OW*</b>	<b>IMAR1101OW*</b>	<b>IMSR1101OW*</b>	<b>IMSP1OW*</b>
Catalog Number						
	<b>S-Video, 3.5mm Composite 110 UTP</b>	<b>3 RCA Component 110 UTP</b>	<b>3 RCA 110 UTP</b>	<b>RCA A/V Solder-Type</b>	<b>RCA A/V Gold F/F Feed-Thru</b>	<b>RCA 3.5mm Solder</b>
Color Office White	<b>IMSV351101OW*</b>	<b>IMR1101OW*</b>	<b>IMCR1101OW*</b>	<b>IM3RS1OW*</b>	<b>IM3RF1OW*</b>	<b>IMRSJ1OW*</b>
Catalog Numbers						

Note: \* For other colors, replace "OW" with: "AL" (Almond), "GY" (Gray), "BK" (Black), "EI" (Electric Ivory) or "W" (White).

# iSTATION™ Audio/Video Modules

## XLR, Speakon® and ¼" Modules

Applications include Video distribution, desktop and laptop computers, monitors, cameras, microphones and projectors, home theater and entertainment. Note: Order **IMAVB15** Series blank modules with AV connectors for iSTATION™ applications.






	AV Blank 1.5 Unit 10-pack	XLR Screw Terminal 10-pack	XLR Solder-Type 10-pack	¼" Stereo Jack Solder-Type 10-pack	Speakon® Conn. Solder-Type 10-pack	USB Feed-Thru A-to-B 10-pack
						
Color	Office White					
Catalog Numbers	IMAVB15OW*	XLRST10	XLR10	14S10	SC10	USB10

Note: \* For other colors, replace "OW" with: "AL" (Almond), "GY" (Gray), "BK" (Black), "EI" (Electric Ivory) or "W" (White).

## Unloaded Modules

Applications include Video distribution, desktop and laptop computers, monitors, cameras and projectors, home theater and entertainment.

	Keystone 1-Port, Flat 1 Unit	Keystone 2-Port, Flat 1 Unit	Keystone 1-Port, Angled 1.5 Unit	Keystone 2-Port, Angled 1.5 Unit	SC Angled 1 Duplex 1.5 Unit	SC Angled 2 Duplex 2 Unit
						
Color	Catalog Numbers					
Almond	IM1K1AL	IM2K1AL	IM1KA15AL	IM2KA15AL	IM1SCA15AL	IM2SCA2AL
Black	IM1K1BK	IM2K1BK	IM1KA15BK	IM2KA15BK	IM1SCA15BK	IM2SCA2BK
Electric Ivory	IM1K1EI	IM2K1EI	IM1KA15EI	IM2KA15EI	IM1SCA15EI	IM2SCA2EI
Gray	IM1K1GY	IM2K1GY	IM1KA15GY	IM2KA15GY	IM1SCA15GY	IM2SCA2GY
Office White	IM1K1OW	IM2K1OW	IM1KA15OW	IM2KA15OW	IM1SCA15OW	IM2SCA2OW
White	IM1K1W	IM2K1W	IM1KA15W	IM2KA15W	IM1SCA15W	IM2SCA2W

	Blank 0.5 Unit	Blank 1 Unit	Blank 1.5 Unit	Keystone Recessed Angle 1-Port, 1.5 Unit	Keystone Recessed Angle 2-Port, 1.5 Unit
					
Color	Catalog Numbers				
Almond	IMB05AL	IMB1AL	IMB15AL	IM1IA15AL	IM2IA15AL
Black	IMB05BK	IMB1BK	IMB15BK	-	-
Electric Ivory	IMB05EI	IMB1EI	IMB15EI	-	-
Gray	IMB05GY	IMB1GY	IMB15GY	IM1IA15GY	IM2IA15GY
Office White	IMB05OW	IMB1OW	IMB15OW	IM1IA15OW	IM2IA15OW
White	IMB05W	IMB1W	IMB15W	-	-

## IMF iSTATION™ Frames

The IMF series accepts iSTATION™ modules in 3 unit combinations for 1-gang and 6 unit combinations for 2-gang applications. Start by selecting a frame and then the required mix of modules.

Color	1-Gang	2-Gang
Almond	IMF1AL	IMF2AL
Black	IMF1BK	IMF2BK
Electric Ivory	IMF1EI	IMF2EI
Gray	IMF1GY	IMF2GY
Office White	IMF1OW	IMF2OW
White	IMF1W	IMF2W

Speakon® is a registered trademark of Neutrik.

## ANSI/TIA/EIA-569B: Telecommunications Pathways and Spaces

The applications below are supported by this standard. The 569B standard incorporates all previous addenda to the 569A.

### 569B: Surface (Perimeter) Raceway Systems

- May contain work area outlets at desired locations.
- Include the base channel, cover, fittings and outlet accessories.
- May be either single channel or multi-channel with dividers.
- Are designed to maintain 1 in. (25mm) minimum cable bend radius.
- Can be installed as baseboard, chair rail, or ceiling runs with vertical feeders.
- Support single or multiple room distribution.
- Should be sized at 40% max cable fill to accommodate future expansion.



Metal Raceway



Non-Metallic Raceway

*Note: Metal raceway systems shall be properly bonded to ground per J-STD-607-A. Never combine power and data cabling within a single raceway channel.*

### 569B: Furniture Pathways and Spaces

- Separation requirements apply for power and data cabling.
- Furniture pathways shall have a minimum cross section area of 1.5 in<sup>2</sup> (9.5 cm<sup>2</sup>).
- This specification is based on a work area cluster serving four persons with three outlet connections each.

*Note: The usable cross sectional area may be reduced by bend radius limits of the installed cables.*



### 569B: Access Floor Pathways and Spaces

- Standard access floors shall have a minimum of 6 in. (150mm) finished floor height.
- A floor height of 8 in. (200mm) is the recommended clearance for cable trays.
- The free space above any cable tray or raceway under an access floor must allow for easy removal of covers.
- Connecting hardware is prohibited below the access floor, however a consolidation point is permitted as an exception.
- Locate penetration points and floor outlets away from office traffic.
- All standards apply for separation of power and data cables.



CONNEXION

### 569B: Poke-Through Fittings

- A poke-through device is used for penetration of building cabling through above-grade structural floors. Typically available in flush or raised configurations.
- Maintain fire rating of the floor after installation.
- Provide power and/or data service ports in limited capacity.

*Note: Contact a Structural Engineer before penetrating load-bearing floors.*



Hubbell  
SystemOne  
FRPT



ScrubShield™  
2x2  
FRPT



Large  
Capacity  
FRPT



# Standard UTP Wiring Conventions

## Horizontal UTP Cable and Patch Cords

- Solid copper 4-pair 24 AWG UTP is specified for distribution cabling. Stranded UTP is specified for patch cords for flexibility. Shielded cable is not commonly used in the U.S. Splices bridge taps are not permitted.
- Cable, connectors and patch cords shall be marked with the performance category.
- Always match performance categories of cables and components throughout the infrastructure.
- All cable, cords and connecting hardware shall meet performance requirements of ANSI/TIA/EIA-568-B.1 and 568-B.2. Hubbell assures this compliance with all products and cable partners.

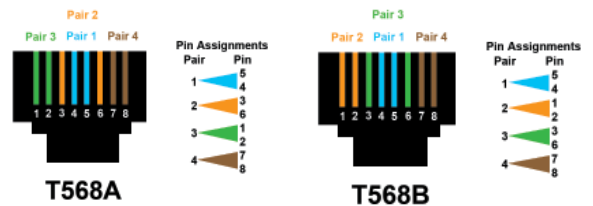
### COLOR CODING:

	white-blue/blue
	white-orange/orange
	white-green/green
	white-brown/brown

## Recognized Connector and Wiring Configurations

- 8-position modular jack/plug.
- 8-position modular panel/plug.
- T568A wiring or T568B wiring options.
- Category 5e or Category 6 recommended.


*Note: Be sure that the patch cord wiring matches the cable infrastructure configuration.*



## RJ45 - TIA/EIA-568 Conventions

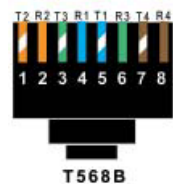
Two wiring standards were adopted. Both configurations are based on maximum transmission performance.

8 Position / 8 Wire



- Preferred method.
- Directly compatible with 2-pair voice and Token Ring systems utilizing 6-position connectors.

8 Position / 8 Wire

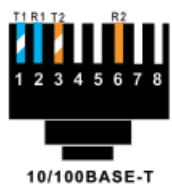


- Optional method.
- AT&T's standard.
- Directly compatible with AT&T phone systems.

## LAN Wiring Conventions

Local Area Network standards designed to operate over UTP specify pin/pair assignments on modular connectors for various signal transmission protocols. While TIA/EIA-568A and 568B conventions support all these designations, there are some cases where the user chooses to cable only the number of pairs required to support these applications.

8 Position / 4 Wire




- 10 Mbps Ethernet over UTP.
- Uses only two pairs.
- 100 Mbps Ethernet.

8 Position / 4 Wire




- 4/16 Mbps Token Ring over copper.
- Uses only two pairs.

8 Position / 4 Wire



- 100 Mbps FDDI over copper (pending).
- Uses only two pairs.

8 Position / 8 Wire

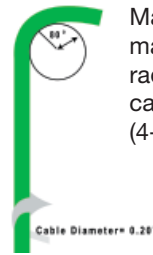


- 1000 Mbps Ethernet over UTP.
- Uses all four pairs.

# Recommended UTP Installation Practices

- Use the proper strip tool for the cable jacket. Don't cut into the conductor pairs.
- Position the stripped cable jacket as close as possible to the termination point to minimize exposure of the twisted pairs.
- Maintain the natural twist of all conductor pairs as close as possible to the termination point. For Category 5e and 6 wiring, the maximum length of un-twisted pairs is 0.5". Minimum un-twisting optimizes Return Loss performance.
- Never un-coil UTP cable from a stationary spool. Permanent kinks will result from straightening, and NEXT failures may occur. Unwind the cable by rotating the spool with steady speed and tension. Also avoid scraping and kinking when feeding into conduit or raceway.
- Allow 12" of cable slack behind wall outlets for future re-termination.
- Use proper supports and spacing to minimize sag in horizontal runs. Long runs should use raceways or cable trays. Do not overload cable supports and trays.
- Avoid EMI by maximizing the separation distance from high voltage circuits, transformers, motors, etc. For shared pathways, use partitioned raceway with physical separation between power wiring and UTP.
- Do not run UTP cables over heater ducts or hot water ducts. High temperatures will degrade performance and deteriorate the cable jacket.
- Centralize TRs to equalize the horizontal cable runs on each floor. Maximum horizontal distance is 90 meters. Very short horizontal runs can increase NEXT.
- Never use staples to position cables.
- Use good cable management practices to maintain proper bend radius.
- Place long-run service loops in a large figure "8" pattern to minimize induced noise.
- For Category 5e and 6 cabling, store service loops in a figure "8" pattern to minimize cross-talk and EMI noise pick-up.
- Maintain proper bend radius inside all outlet boxes.
- For best results, use the zip cord and peel away the cable jacket.
- All grounding and bonding shall be according to J-STD-607-A.

## Do's



Maintain a maximum bend radius of 4x the cable diameter (4-pair cables)



Apply cable ties loosely and at random intervals



Try to minimize the amount of jacket twisting




Avoid stretching the cable

## Don'ts



Never exceed a 90 degree bend



Don't over-tighten cable ties



Don't over-twist cable, it can lead to torn jackets



Don't exceed 25 lbs. of pulling tension

# Index

Catalog Number	Page	Catalog Number	Page	Catalog Number	Page	Catalog Number	Page
97071	162	CR5352OW	158	CS1222	160	GF15GYL	159
97101	162	CR5352R	158	CS1222BK	160	GF15IL	159
14S10	167	CR5352W	158	CS1222GY	160	GF15L	159
156P10	166	CR5362	158	CS1222I	160	GF15LAL	159
15C10	166	CR5362BK	158	CS1222OW	160	GF15OWL	159
15GC10	166	CR5362BL	158	CS1222R	160	GF15RL	159
15ST10	166	CR5362GY	158	CS1222W	160	GF15WL	159
AP22	152	CR5362I	158	CS1223	160	GF20ALL	159
AP2GY	152	CR5362OW	158	CS1223AL	160	GF20BKL	159
AP2I	152	CR5362R	158	CS1223BK	160	GF20GYL	159
AP42	152	CR5362W	158	CS1223GY	160	GF20IL	159
ATB	154	CRF15	158	CS1223I	160	GF20L	159
BR106AL	68, 163	CRF15AL	158	CS1223OW	160	GF20LAL	159
BR106B	163	CRF15BLK	158	CS1223R	160	GF20OWL	159
BR106C	97, 163	CRF15GRY	158	CS1223W	160	GF20RL	159
BR106E	163	CRF15I	158	CS1224	160	GF20WL	159
BR106G	68, 163	CRF15OW	158	CS1224AL	160	GFST15	159
BR106W	163	CRF15WHI	158	CS1224BK	160	GFST15AL	159
BRS2RCA	149	CRF20	158	CS1224GY	160	GFST15BK	159
CR15	158	CRF20AL	158	CS1224I	160	GFST15GY	159
CR15AL	158	CRF20BLK	158	CS1224OW	160	GFST15I	159
CR15BLK	158	CRF20GRY	158	CS1224R	160	GFST15LA	159
CR15GRY	158	CRF20I	158	CS1224W	160	GFST15OW	159
CR15I	158	CRF20OW	158	CS315	160	GFST15R	159
CR15OW	158	CRF20WHI	158	CS315AL	160	GFST15W	159
CR15WHI	158	CRO15	158	CS315GY	160	GFST20	159
CR20	158	CRO15GRY	158	CS315I	160	GFST20AL	159
CR20AL	158	CRO15I	158	CS315OW	160	GFST20BK	159
CR20BLK	158	CRO15WHI	158	CS315W	160	GFST20GY	159
CR20GRY	158	CRO20	158	CS320	160	GFST20I	159
CR20I	158	CRO20BLK	158	CS320AL	160	GFST20LA	159
CR20OW	158	CRO20GRY	158	CS320GY	160	GFST20OW	159
CR20WHI	158	CRO20I	158	CS320I	160	GFST20R	159
CR5252	158	CRO20WHI	158	CS320OW	160	GFST20W	159
CR5252AL	158	CS115	160	CS320W	160	HBL2000B5GY	16
CR5252BK	158	CS115AL	160	EXT13	152	HBL2000B5IV	16
CR5252GY	158	CS115GY	160	FASCMPB6	97	HBL2000BCAGY	16
CR5252I	158	CS115I	160	FASTSCMPB6	97	HBL2000BCAIV	16
CR5252IG	158	CS115OW	160	FF2BK	150	HBL2000BCGY	16
CR5252IGBK	158	CS115W	160	FF2BRS	150	HBL2000BCIV	16
CR5252IGGY	158	CS120	160	FF2GY	150	HBL2000CAGY	16
CR5252IGI	158	CS120I	160	FF3GY	152	HBL2000CAIV	16
CR5252IGOW	158	CS120IAL	160	FF3I	152	HBL2000CGY	16
CR5252IGW	158	CS120IGY	160	FR280ALA	151	HBL2000CIV	16
CR5252OW	158	CS120II	160	FR280BKA	151	HBL2000TFGY	18
CR5252R	158	CS120IOW	160	FR280GYA	151	HBL2000TFIV	18
CR5252W	158	CS120IW	160	FR480BKA	151	HBL2000WC	16
CR5262	158	CS1203	160	FR480GYA	151	HBL2000WCA	16
CR5262BK	158	CS1203AL	160	FR680BKA	151	HBL2001C	16, 19
CR5262GY	158	CS1203GY	160	FR680GYA	151	HBL2003SC	16, 19
CR5262I	158	CS1203I	160	FR80AL	152	HBL2006GY	18, 19
CR5262OW	158	CS1203OW	160	FRBR1	152	HBL2006IV	18, 19
CR5262R	158	CS1203W	160	FRF1BK	150	HBL2009GC	18
CR5262W	158	CS120AL	160	FRF1BRS	150	HBL2010A2GY	17, 19
CR5352	158	CS120GY	160	FRF1GY	150	HBL2010A2IV	17, 19
CR5352AL	158	CS120I	160	FRF3BK	150	HBL2010A3GY	17, 19
CR5352BK	158	CS120OW	160	FRF3GY	150	HBL2010A3IV	17, 19
CR5352GY	158	CS120W	160	FRF3I	150	HBL2010BGY	17, 19
CR5352I	158	CS1221	160	FRFBLA	149	HBL2010BIV	17, 19
CR5352IG	158	CS1221AL	160	FRFBRA	149	HBL2011BRGY	17
CR5352IGBK	158	CS1221BK	160	FRFBRS2A	149	HBL2011BRIV	17
CR5352IGBL	158	CS1221GY	160	FRFGYA	149	HBL2011GY	17, 19
CR5352IGGY	158	CS1221I	160	FRFIA	149	HBL2011IV	17, 19
CR5352IGI	158	CS1221OW	160	FRP250	152	HBL2015BRGY	17
CR5352IGOW	158	CS1221R	160	GF15ALL	159	HBL2015BRIV	17
CR5352IGW	158	CS1221W	160	GF15BKL	159	HBL2015GY	17, 19

# Index

Catalog Number	Page	Catalog Number	Page	Catalog Number	Page	Catalog Number	Page
HBL2015IV.....	17, 19	HBL2122.....	160	HBL2426IV.....	22	HBL3010CIV.....	29
HBL2017BRGY.....	17	HBL2122AL.....	160	HBL2430.....	161	HBL3011EGY.....	29
HBL2017BRIV.....	17	HBL2122GY.....	160	HBL24442IV.....	21	HBL3011EIV.....	29
HBL2017TC.....	17, 19	HBL2122I.....	160	HBL2444D2AIV.....	21	HBL3014CGY.....	29
HBL2018BRGY.....	17	HBL2122OW.....	160	HBL2444DIV.....	21	HBL3014CIV.....	29
HBL2018BRIV.....	17	HBL2122W.....	160	HBL2444IV.....	21	HBL3015EGY.....	29
HBL2018CGY.....	17, 19	HBL2123.....	160	HBL24482IV.....	20	HBL3015EIV.....	29
HBL2018CIV.....	17, 19	HBL2123AL.....	160	HBL2448IV.....	20	HBL3017TCEGY.....	29
HBL20482GY.....	16, 19	HBL2123GY.....	160	HBL2451HIV.....	23	HBL3017TCEIV.....	29
HBL20482IV.....	16, 19	HBL2123I.....	160	HBL2475DBRIV.....	22	HBL3018AEGY.....	29
HBL2048GY.....	16, 19	HBL2123OW.....	160	HBL2489IV.....	23	HBL3018AEIV.....	29
HBL2048IV.....	16, 19	HBL2123W.....	160	HBL24DRK.....	22	HBL3027AEGY.....	30
HBL2051HGY.....	18	HBL2124.....	160	HBL24GB306GY.....	19	HBL3027AEIV.....	30
HBL2051HIV.....	18	HBL2124AL.....	160	HBL24GB306IV.....	19	HBL3028GY.....	28
HBL2089EIV.....	18	HBL2124GY.....	160	HBL24GB506GY.....	19	HBL3028IV.....	28
HBL2089IV.....	18	HBL2124I.....	160	HBL24GB506IV.....	19	HBL3033JEGY.....	30
HBL20C215GY.....	19	HBL2124OW.....	160	HBL24GB512GY.....	19	HBL3033JEIV.....	30
HBL20C215IV.....	19	HBL2124W.....	160	HBL24GB512IV.....	19	HBL3036HEGY.....	30
HBL20C315GY.....	19	HBL2152.....	158	HBL24GB606GY.....	19	HBL3036HEIV.....	30
HBL20C315IV.....	19	HBL2152AL.....	158	HBL24GB606IV.....	19	HBL3040CEGY.....	30
HBL20GB306GY.....	19	HBL2152BK.....	158	HBL24GB612GY.....	19	HBL3040CEIV.....	30
HBL20GB306IV.....	19	HBL2152GY.....	158	HBL24GB612IV.....	19	HBL3043BEGY.....	31
HBL20GB506GY.....	19	HBL2152I.....	158	HBL24GB618GY.....	19	HBL3043BEIV.....	31
HBL20GB506IV.....	19	HBL2152OW.....	158	HBL24GB618IV.....	19	HBL30442GY.....	28
HBL20GB512GY.....	19	HBL2152WA.....	158	HBL24GBA512GY.....	19	HBL30442IV.....	28
HBL20GB512IV.....	19	HBL2162.....	158	HBL24GBA512IV.....	19	HBL3046BEGY.....	31
HBL20GB606GY.....	19	HBL2162AL.....	158	HBL24GBA612GY.....	19	HBL3046BEIV.....	31
HBL20GB606IV.....	19	HBL2162BK.....	158	HBL24GBA612IV.....	19	HBL3046H2GY.....	30
HBL20GB609GY.....	19	HBL2162GY.....	158	HBL24GBA618GY.....	19	HBL3046H2IV.....	30
HBL20GB609IV.....	19	HBL2162I.....	158	HBL24GBA618IV.....	19	HBL3048RGY.....	31
HBL20GB612GY.....	19	HBL2162OW.....	158	HBL24SRK.....	22	HBL3048RIV.....	31
HBL20GB612IV.....	19	HBL2162WA.....	158	HBL2510.....	161	HBL3051LEGY.....	31
HBL20GB618GY.....	19	HBL2310.....	161	HBL2520.....	161	HBL3051LEIV.....	31
HBL20GB618IV.....	19	HBL2320.....	161	HBL2530.....	161	HBL3082GY.....	30
HBL20GBA512GY.....	19	HBL2340.....	161	HBL2610.....	161	HBL3086GY.....	29
HBL20GBA512IV.....	19	HBL2400B10IV.....	20	HBL2620.....	161	HBL3086IV.....	29
HBL20GBA609GY.....	19	HBL2400BCIV.....	20	HBL2640.....	161	HBL3200REDGY.....	29
HBL20GBA609IV.....	19	HBL2400BDIV.....	20	HBL2710.....	161	HBL3200REDIV.....	29
HBL20GBA612GY.....	19	HBL2400BIV.....	20	HBL2720.....	161	HBL4550.....	161
HBL20GBA612IV.....	19	HBL2400CIV.....	20	HBL2730.....	161	HBL4560.....	161
HBL20GBA618GY.....	19	HBL2400DFIV.....	22	HBL2810.....	161	HBL4700.....	161
HBL20GBA618IV.....	19	HBL2400TFIV.....	22	HBL2820.....	161	HBL4710.....	161
HBL20IG306GY.....	19	HBL2400WC.....	20	HBL2830.....	161	HBL4710BGY.....	37
HBL20IG306IV.....	19	HBL2401C.....	20	HBL3000BGY.....	28	HBL4710BIV.....	37
HBL20IG512GY.....	19	HBL2401DC.....	20	HBL3000BIV.....	28	HBL4710DFOGY.....	36
HBL20IG512IV.....	19	HBL2406IV.....	23	HBL3000C075GY.....	28	HBL4710DFOIV.....	36
HBL20IG606GY.....	19	HBL2409GC.....	23	HBL3000C075IV.....	28	HBL4710GY.....	36
HBL20IG606IV.....	19	HBL2410.....	161	HBL3000C195GY.....	28	HBL4710IV.....	36
HBL2101.....	160	HBL24106DRK.....	22	HBL3000C195IV.....	28	HBL4711DFOGY.....	36
HBL2101AL.....	160	HBL24106RRK.....	22	HBL3000CEGY.....	28	HBL4711DFOIV.....	36
HBL2101GY.....	160	HBL2410AIV.....	21	HBL3000CEIV.....	28	HBL4711GY.....	36
HBL2101I.....	160	HBL2410BDIV.....	21	HBL3000TFGY.....	30	HBL4711IV.....	36
HBL2101OW.....	160	HBL2410BIV.....	21	HBL3000TFIV.....	30	HBL4712TXGY.....	35
HBL2101W.....	160	HBL2410CIV.....	21	HBL3000WCGY.....	28	HBL4712TXIV.....	35
HBL2103.....	160	HBL2410DFOIV.....	21	HBL3001AGY.....	28	HBL4714AGY.....	36
HBL2103AL.....	160	HBL2410FCIV.....	21	HBL3001GY.....	28	HBL4714AIV.....	36
HBL2103GY.....	160	HBL2411DFOIV.....	21	HBL3003GY.....	28	HBL4715DFOGY.....	36
HBL2103I.....	160	HBL2411IV.....	21	HBL3003IV.....	28	HBL4715DFOIV.....	36
HBL2103OW.....	160	HBL2415DFOIV.....	21	HBL3006EGY.....	30	HBL4715GY.....	36
HBL2103W.....	160	HBL2415IV.....	21	HBL3006EIV.....	30	HBL4715IV.....	36
HBL2121.....	160	HBL2417DFOIV.....	21	HBL3007CGY.....	30	HBL4717DFOGY.....	35
HBL2121AL.....	160	HBL2417IV.....	21	HBL3010AEGY.....	29	HBL4717DFOIV.....	35
HBL2121GY.....	160	HBL2418DFOIV.....	21	HBL3010AEIV.....	29	HBL4717GY.....	35
HBL2121I.....	160	HBL2418IV.....	21	HBL3010BGY.....	29	HBL4717IV.....	35
HBL2121OW.....	160	HBL2420.....	161	HBL3010BIV.....	29	HBL4717NGY.....	35
HBL2121W.....	160	HBL2420REDIV.....	23	HBL3010CGY.....	29	HBL4717NIV.....	35





# Index

Catalog Number	Page	Catalog Number	Page	Catalog Number	Page	Catalog Number	Page
HBL4717TCAGY	35	HBL4750WCGY	34	HBL5738AFW	9	HBL607CUT	13
HBL4718DFOGY	35	HBL4751AC	34	HBL5738AIV	9	HBL607K	13
HBL4718DFOIV	35	HBL4751DA	34	HBL5738AW	9	HBL620BCK	18
HBL4718GY	35	HBL4756AGY	37	HBL5738IV	9	HBL620C	18
HBL4718IV	35	HBL4756AIV	37	HBL5738W	9	HBL624BCK	23
HBL4724REDIV	23, 37	HBL4774AGY	37	HBL5739AABIV	9	HBL624CUT	23
HBL4746H2GY	37	HBL4774AIV	37	HBL5739AIV	9	HBL630B	31
HBL4746H2IV	37	HBL4786AGY	37	HBL5739IV	9	HBL630BDK	31
HBL47472BBBBGY	38	HBL4786AIV	37	HBL5739W	9	HBL630C	31
HBL47472BBBBIV	38	HBL50010IV	6	HBL57442IV	7	HBL630CDK	31
HBL47472BBRRGY	39	HBL5005IV	6	HBL57442W	7	HBL640B	39
HBL47472BBRRIV	39	HBL500TFIV	10	HBL57443IV	7	HBL640BDK	39
HBL47472BBSSGY	39	HBL502B	10	HBL5744IV	7	HBL640C	39
HBL47472BBSSIV	39	HBL504IV	10	HBL5744S2IV	7	HBL640CDK	39
HBL47472BBTTGY	39	HBL506IV	10	HBL5744S2W	7	HBL660B	47
HBL47472BBTTIV	39	HBL511IV	10	HBL5744S3IV	7	HBL660BDK	47
HBL47472BBXXGY	39	HBL512IV	10	HBL5744SIV	7	HBL660C	47
HBL47472BBXXIV	39	HBL517IV	10	HBL5744SW	7	HBL660CDK	47
HBL47472RRXXGY	39	HBL518IV	10	HBL5744W	7	HBL6710BGY	45
HBL47472RRXXIV	39	HBL5260ISA	159	HBL5745IV	8	HBL6710BIV	45
HBL4747AXGY	38	HBL5260WSA	159	HBL5745W	8	HBL6710DFOGY	44
HBL4747AXIV	38	HBL5260SA	159	HBL57472IV	7	HBL6710DFOIV	44
HBL4747BBGY	38	HBL5262ALSA	159	HBL57472W	7	HBL6710GY	44
HBL4747BBIV	38	HBL5262GYSA	159	HBL57473IV	7	HBL6710IV	44
HBL4747BFGY	38	HBL5262ISA	159	HBL5747IV	7	HBL6711DFOGY	44
HBL4747BFIV	38	HBL5262OWSA	159	HBL5747W	7	HBL6711DFOIV	44
HBL4747BRGY	38	HBL5262SA	159	HBL57482IV	6	HBL6711GY	44
HBL4747BRIV	38	HBL5262WSA	159	HBL57482W	6	HBL6711IV	44
HBL4747BSGY	39	HBL5360ISA	159	HBL57483IV	6	HBL6712TXGY	43
HBL4747BSIV	39	HBL5360OWSA	159	HBL57483W	6	HBL6712TXIV	43
HBL4747BTGY	39	HBL5360SA	159	HBL57484IV	6	HBL6714AGY	44
HBL4747BTIV	39	HBL5362ALSA	159	HBL57485IV	6	HBL6714AIV	44
HBL4747BXGY	38	HBL5362GYSA	159	HBL57486IV	6	HBL6715DFOGY	44
HBL4747BXIV	38	HBL5362ISA	159	HBL5748IV	6	HBL6715DFOIV	44
HBL4747C1GY	39	HBL5362OWSA	159	HBL5748SIV	8	HBL6715GY	44
HBL4747C1IV	39	HBL5362SA	159	HBL5748SW	8	HBL6715IV	44
HBL4747C2GY	39	HBL5362WSA	159	HBL5748W	6	HBL6717DFOGY	43
HBL4747C2IV	39	HBL5700FIV	12	HBL57512IV	8	HBL6717DFOIV	43
HBL4747CVM2GY	38	HBL5701C	11	HBL57513AIV	8	HBL6717GY	43
HBL4747CVM2IV	38	HBL5703IV	12	HBL5751AIV	8	HBL6717IV	43
HBL4747CVMGY	38	HBL5703W	12	HBL5751AW	8	HBL6717NGY	43
HBL4747CVMIV	38	HBL5709	13	HBL5751IV	8	HBL6717NIV	43
HBL4747JXGY	38	HBL5709GC	13	HBL5751W	8	HBL6717TCAGY	43
HBL4747JXIV	38	HBL5711BRIV	11	HBL5752IV	8	HBL6718DFOGY	43
HBL4747RFGY	38	HBL5711LHIV	11	HBL5752R	8	HBL6718DFOIV	43
HBL4747RFIV	38	HBL5711LHW	11	HBL5753IV	8	HBL6718GY	43
HBL4747RXGY	38	HBL5711RHIV	11	HBL5753R	8	HBL6718IV	43
HBL4747RXIV	38	HBL5711RHW	11	HBL5760IV	8	HBL6746HHGY	45
HBL4750B10GY	34	HBL5715BRIV	11	HBL5780	13	HBL6746HHIV	45
HBL4750B10IV	34	HBL5715IV	11	HBL5781	13	HBL67473BBBBBBGY	47
HBL4750BP	34	HBL5715W	11	HBL5781A	13	HBL67473BBBBBBIV	47
HBL4750C075GY	34	HBL5717BRIV	11	HBL5782A	13	HBL67473BBBBBFFGY	47
HBL4750C075IV	34	HBL5718BRIV	11	HBL5782C	13	HBL67473BBBBBFFIV	47
HBL4750C135GY	34	HBL5719IV	11	HBL5783IV	12	HBL67473BBBBBSSGY	47
HBL4750C135IV	34	HBL5719W	11	HBL5784IV	12	HBL67473BBBBBSSIV	47
HBL4750C195GY	34	HBL57242IV	8	HBL5785IV	12	HBL67473BBBBBTTGY	47
HBL4750C195IV	34	HBL5731IV	9	HBL5785W	12	HBL67473BBBBBTTIV	47
HBL4750C315GY	34	HBL5733IV	9	HBL5786AIV	12	HBL67473BBBBBXXGY	47
HBL4750C315IV	34	HBL5735IV	8	HBL5786AW	12	HBL67473BBBBBXXIV	47
HBL4750CGY	34	HBL5736IV	9	HBL5786IV	12	HBL67473BBBBRRRGY	47
HBL4750CIV	34	HBL5736W	9	HBL5786W	12	HBL67473BBBBRRRIV	47
HBL4750DGY	34	HBL5737AIV	9	HBL5790B	13	HBL67473RRRRXXGY	47
HBL4750GY	38, 68	HBL5737AW	9	HBL5791	12	HBL67473RRRRXXIV	47
HBL4750IV	38, 68	HBL5737IV	9	HBL600B	13	HBL6747AXXGY	46
HBL4750TFGY	37	HBL5737W	9	HBL605CUT	13	HBL6747AXXIV	46
HBL4750TFIV	37	HBL5738AFIV	9	HBL605K	13	HBL6747BBBGY	46



# Index

Catalog Number	Page	Catalog Number	Page	Catalog Number	Page	Catalog Number	Page
HBL6747BBBIV.....	46	HBLALU2000B10.....	52	HBLALU4811.....	59	HBLPP15A.....	154
HBL6747BBFGY.....	46	HBLALU2000B5.....	52	HBLALU4815.....	59	HBLPP15AAL.....	154
HBL6747BBFIV.....	46	HBLALU2000C5.....	52	HBLALU4817.....	59	HBLPP15AI.....	154
HBL6747BBSGY.....	47	HBLALU2000WC.....	52	HBLALU4817N.....	59	HBLPP012A.....	154
HBL6747BBSIV.....	47	HBLALU2001.....	55	HBLALU4818.....	59	HBLPP012AAL.....	154
HBL6747BBTGY.....	47	HBLALU2003.....	52, 55	HBLALU5000B10.....	64	HBLPP012AI.....	154
HBL6747BBTIV.....	47	HBLALU2006.....	52, 55	HBLALU5006.....	64	HBLPP015A.....	154
HBL6747BRRGY.....	46	HBLALU2009.....	54	HBLALU5010B.....	64	HBLPP015AAL.....	154
HBL6747BRRIV.....	46	HBLALU2010A.....	54, 55	HBLALU5010B2.....	64	HBLPP015AI.....	154
HBL6747BXXGY.....	46	HBLALU2010B.....	54, 55	HBLALU5011.....	64	HBLPPOA.....	154
HBL6747BXXIV.....	46	HBLALU2011.....	53, 55	HBLALU5015.....	64	HBLPPOAAL.....	154
HBL6747C1GY.....	46	HBLALU2015.....	53, 55	HBLALU5017.....	64	HBLPPOAI.....	154
HBL6747C1IV.....	46	HBLALU2017.....	53	HBLALU5017N.....	64	HBLWWEPE.....	13
HBL6747C2GY.....	46	HBLALU2018.....	53, 55	HBLALU5018.....	64	HXJ5EAL.....	69, 97, 165
HBL6747C2IV.....	46	HBLALU2038.....	53, 55	HBLALU5701.....	66	HXJ5EB.....	69, 97, 165
HBL6747JXXGY.....	46	HBLALU2040A.....	54, 55	HBLALU5709.....	66	HXJ5EBK.....	69, 97, 165
HBL6747JXXIV.....	46	HBLALU2043.....	54	HBLALU5717A.....	66	HXJ5EEI.....	69, 97, 165
HBL6747RRFGY.....	46	HBLALU2044.....	53, 55	HBLALU57ABRT.....	66	HXJ5EGN.....	69, 97, 165
HBL6747RRFIV.....	46	HBLALU20442.....	53, 55	HBLALU57BL.....	66	HXJ5EGY.....	69, 97, 165
HBL6747RXXGY.....	46	HBLALU2047.....	53, 55	HBLALU57DR.....	66	HXJ5EOR.....	69, 97, 165
HBL6747RXXIV.....	46	HBLALU20472.....	53, 55	HBLALU57DRBM.....	66	HXJ5EOW.....	69, 97, 165
HBL6750B10GY.....	42	HBLALU2051H.....	54	HBLALU57E.....	66	HXJ5ER.....	69, 97, 165
HBL6750B10IV.....	42	HBLALU20GB306.....	55	HBLALU57EBM.....	66	HXJ5EW.....	69, 97, 165
HBL6750C075GY.....	42	HBLALU20GB506.....	55	HBLALU57F.....	66	HXJ5EY.....	69, 97, 165
HBL6750C075IV.....	42	HBLALU20GB512.....	55	HBLALU57FBM.....	66	HXJ6AL.....	69, 97, 165
HBL6750C135GY.....	42	HBLALU20GB606.....	55	HBLALU57G.....	66	HXJ6B.....	69, 97, 165
HBL6750C135IV.....	42	HBLALU20GB612.....	55	HBLALU57GBM.....	66	HXJ6BK.....	69, 97, 165
HBL6750C195GY.....	42	HBLALU20GB618.....	55	HBLALU57KP2G.....	66	HXJ6EI.....	69, 97, 165
HBL6750C195IV.....	42	HBLALU20GBA606.....	55	HBLALU57LPB.....	66	HXJ6GN.....	69, 97, 165
HBL6750C315GY.....	42	HBLALU20GBA612.....	55	HBLALU57N.....	66	HXJ6GY.....	69, 97, 165
HBL6750C315IV.....	42	HBLALU20GBA618.....	55	HBLALU57NBM.....	66	HXJ6OR.....	69, 97, 165
HBL6750CGY.....	42	HBLALU20IG306.....	55	HBLALU57WC.....	64, 65	HXJ6OW.....	69, 97, 165
HBL6750CIV.....	42	HBLALU20IG506.....	55	HBLALU7606.....	65	HXJ6R.....	69, 97, 165
HBL6750DAGY.....	42	HBLALU20IG606.....	55	HBLALU7610B.....	65	HXJ6W.....	69, 97, 165
HBL6750GY.....	46, 68	HBLALU24GB306.....	55	HBLALU7610B2.....	65	HXJ6Y.....	69, 97, 165
HBL6750IV.....	46, 68	HBLALU24GB506.....	55	HBLALU7611.....	65	HXJUAL.....	165
HBL6750TFGY.....	45	HBLALU24GB512.....	55	HBLALU7615.....	65	HXJUB.....	69, 97, 165
HBL6750TFIV.....	45	HBLALU24GB606.....	55	HBLALU7617.....	65	HXJUBK.....	69, 97, 165
HBL6750WCGY.....	42	HBLALU24GB612.....	55	HBLALU7617N.....	65	HXJUEI.....	69, 97, 165
HBL6751A.....	42	HBLALU24GB618.....	55	HBLALU7618.....	65	HXJUGN.....	69, 97, 165
HBL6751DAGY.....	42	HBLALU24GBA606.....	55	HBLALU7620B10.....	65	HXJUGY.....	69, 97, 165
HBL6756AGY.....	45	HBLALU24GBA612.....	55	HBLALUABRT.....	61	HXJUOR.....	69, 97, 165
HBL6756AIV.....	45	HBLALU24GBA618.....	55	HBLALUBL.....	60	HXJUOW.....	69, 97, 165
HBL6774AGY.....	45	HBLALU24IG306.....	55	HBLALUC5.....	58, 59	HXJUR.....	69, 97, 165
HBL6774AIV.....	45	HBLALU24IG506.....	55	HBLALUC57.....	64, 65	HXJUW.....	69, 97, 165
HBL6786GY.....	45	HBLALU24IG606.....	55	HBLALUDR.....	60	HXJUW.....	69, 97, 165
HBL6786IV.....	45	HBLALU2C57.....	64, 65	HBLALUE.....	61	IFP11AL.....	162
HBL702B.....	10	HBLALU34DRBM.....	60	HBLALUF.....	61	IFP11BK.....	162
HBL704IV.....	10	HBLALU34EBM.....	61	HBLALUG.....	60	IFP11E.....	162
HBL704W.....	10	HBLALU34FBM.....	61	HBLALUJ.....	61	IFP11GY.....	162
HBL706IV.....	10	HBLALU34GBM.....	60	HBLALULPB.....	60	IFP11OW.....	162
HBL706W.....	10	HBLALU34JBM.....	61	HBLALULPBA.....	60	IFP11W.....	162
HBL711IV.....	10	HBLALU34NBM.....	61	HBLALUN.....	61	IFP126AL.....	68, 163
HBL711W.....	10	HBLALU3800B10.....	58	HBLALUWC.....	58, 59	IFP126GY.....	68, 163
HBL712IV.....	10	HBLALU3806.....	58	HBLGWEP.....	18, 31	IFP126OW.....	97, 163
HBL717IV.....	10	HBLALU3810B.....	58	HBLIWEP.....	13, 18, 23, 31	IFP12AL.....	68, 162
HBL717W.....	10	HBLALU3810B1.....	58	HBLPP10A.....	154	IFP12BK.....	162
HBL718IV.....	10	HBLALU3811.....	58	HBLPP10AAL.....	154	IFP12EI.....	162
HBL718W.....	10	HBLALU3815.....	58	HBLPP10AI.....	154	IFP12GY.....	68, 162
HBL75010IV.....	6	HBLALU3817.....	58	HBLPP10IGA.....	154	IFP12OW.....	97, 162
HBL75010W.....	6	HBLALU3817N.....	58	HBLPP10IGAI.....	154	IFP12W.....	162
HBL7505IV.....	6	HBLALU3818.....	58	HBLPP10SA.....	154	IFP13AL.....	68, 162
HBL750TFIV.....	10	HBLALU4800B10.....	59	HBLPP10SAI.....	154	IFP13BK.....	162
HBLALU01.....	60	HBLALU4806.....	59	HBLPP12A.....	154	IFP13EI.....	162
HBLALU09.....	60	HBLALU4810B.....	59	HBLPP12AAL.....	154	IFP13GY.....	68, 162
HBLALU17A.....	60	HBLALU4810B2.....	59	HBLPP12AI.....	154	IFP13OW.....	97, 162



# Index

Catalog Number	Page	Catalog Number	Page	Catalog Number	Page	Catalog Number	Page
IFP13W	162	IM1K1BK	167	IMCRS10W	166	ISFXLRW	163
IFP14AL	68, 162	IM1K1EI	167	IMDVI150W	166	KP1	97
IFP14BK	162	IM1K1GY	69, 167	IMF1AL	69, 162, 167	KP14	97
IFP14EI	162	IM1K1OW	167	IMF1BK	162, 167	KP14AL	68
IFP14GY	68, 162	IM1K1W	167	IMF1EI	162, 167	KP14GY	68
IFP14OW	97, 162	IM1KA15AL	69, 167	IMF1GY	69, 162, 167	KP1AL	68
IFP14W	162	IM1KA15BK	167	IMF1OW	97, 162, 167	KP1GY	68
IFP16AL	68, 162	IM1KA15EI	167	IMF1W	167	KP2	97
IFP16BK	162	IM1KA15GY	69, 167	IMF2AL	69, 162, 167	KP212	97
IFP16EI	162	IM1KA15OW	167	IMF2BK	162, 167	KP212AL	68
IFP16GY	68, 162	IM1KA15W	167	IMF2EI	162, 167	KP212GY	68
IFP16OW	97, 162	IM1SCA15AL	69, 167	IMF2GY	69, 162, 167	KP2140	97
IFP16W	162	IM1SCA15BK	167	IMF2OW	97, 162, 167	KP2140AL	68
IFP18AL	68, 163	IM1SCA15EI	167	IMF2W	167	KP2140GY	68
IFP18GY	68, 163	IM1SCA15GY	69, 167	IMR1101OW	166	KP2162	97
IFP18OW	97, 163	IM1SCA15OW	167	IMRSJ10W	166	KP2162AL	68
IFP212AL	162	IM1SCA15W	167	IMSP10W	166	KP2162GY	68
IFP212BK	162	IM2IA15AL	69, 167	IMSR1101OW	166	KP2163	97
IFP212EI	162	IM2IA15GY	69, 167	IMSV351101OW	166	KP2163AL	68
IFP212GY	162	IM2IA15OW	167	ISF1535AL	163	KP2163GY	68
IFP212OW	162	IM2K1AL	69, 167	ISF1535BK	163	KP24	97
IFP212W	162	IM2K1BK	167	ISF1535EI	163	KP26	97
IFP26AL	162	IM2K1EI	167	ISF1535GY	163	KP262	97
IFP26BK	162	IM2K1GY	69, 167	ISF1535OW	163	KP26AL	68
IFP26EI	162	IM2K1OW	167	ISF1535W	163	KP26GY	68
IFP26GY	162	IM2K1W	167	ISF2AL	68, 163	KP7	97
IFP26OW	97, 162	IM2KA15AL	69, 167	ISF2BK	163	KP720	97
IFP26W	162	IM2KA15BK	167	ISF2EI	163	KP720AL	68
IFP29AL	162	IM2KA15EI	167	ISF2GY	68, 163	KP720GY	68
IFP29BK	162	IM2KA15GY	69, 167	ISF2OW	97, 163	KP7AL	68
IFP29EI	162	IM2KA15OW	167	ISF2W	163	KP7GY	68
IFP29GY	162	IM2KA15W	167	ISF3AL	68, 163	KP8	97
IFP29OW	97, 162	IM2SCA2AL	69, 167	ISF3BK	163	KP82	97
IFP29W	162	IM2SCA2BK	167	ISF3EI	163	KP8AL	68
IG2310	161	IM2SCA2EI	167	ISF3GY	68, 163	KP8GY	68
IG2320	161	IM2SCA2GY	69, 167	ISF3OW	97, 163	KPIMBZAL	68
IG2340	161	IM2SCA2GY	167	ISF3W	163	KPIMBZGY	68
IG2410	161	IM2SCA2OW	167	ISF4AL	68, 163	KPIMBZOW	97
IG2420	161	IM2SCA2W	167	ISF4BK	163	KPORTAL	68
IG2510	161	IM3RF1OW	166	ISF4EI	163	KPORTGY	68
IG2610	161	IM3RS1OW	166	ISF4GY	68, 163	KPORTOW	97
IG2620	161	IM9DIN1OW	166	ISF4OW	97, 163	KPPANAL	68
IG2710	161	IMAR1101OW	166	ISF4W	163	KPPANGY	68
IG2720	161	IMAVB15OW	167	ISF6AL	68, 163	KPPANOW	97
IG2810	161	IMB05AL	69, 167	ISF6BK	163	NP1	162
IG4550A	161	IMB05BK	167	ISF6EI	163	NP1AL	162
IG4560	161	IMB05EI	167	ISF6GY	68, 163	NP1BK	162
IG4700A	161	IMB05GY	69, 167	ISF6OW	97, 163	NP1GY	162
IG4710	161	IMB05OW	167	ISF6W	163	NP11	162
IG5262	159	IMB05W	167	ISFD15AL	163	NP1OW	162
IG5262GY	159	IMB15AL	69, 167	ISFD15BK	163	NP1R	162
IG5262I	159	IMB15BK	167	ISFD15EI	163	NP1W	162
IG5262R	159	IMB15EI	167	ISFD15GY	163	NP2	162
IG5362	159	IMB15GY	69, 167	ISFD15OW	163	NP26	162
IG5362GY	159	IMB15OW	167	ISFD15STAL	163	NP262	162
IG5362I	159	IMB15W	167	ISFD15STBK	163	NP262AL	162
IG5362R	159	IMB1AL	69, 167	ISFD15STEI	163	NP262BK	162
IG5362W	159	IMB1BK	167	ISFD15STGY	163	NP262GY	162
IM15315OW	166	IMB1EI	167	ISFD15STOW	163	NP262I	162
IM15DIN1OW	166	IMB1GY	69, 167	ISFD15STW	163	NP262OW	162
IM15DVI15OW	166	IMB1OW	167	ISFD15W	163	NP262R	162
IM15ST1OW	166	IMB1W	167	ISFXLRAL	163	NP262W	162
IM11A15AL	69, 167	IMBDS1OW	166	ISFXLRBK	163	NP26AL	162
IM11A15GY	69, 167	IMCR1101OW	166	ISFXLRREI	163	NP26BK	162
IM11A15OW	167	IMCRF1OW	166	ISFXLRGY	163	NP26GY	162
IM1K1AL	69, 167	IMCRS15OW	166	ISFXLRW	163	NP26I	162

# Index

Catalog Number	Page	Catalog Number	Page	Catalog Number	Page	Catalog Number	Page
NP260W.....	162	PDB2DIV .....	88	PS3TCBC .....	95	PT2X2IGBRS3.....	148
NP26R.....	162	PFBRCBLA .....	149	PS3WC.....	94	PT2X2IGGY .....	148
NP26W.....	162	PFBRCBRA.....	149	PT12CA.....	81	PT2X2SFBL .....	148
NP2AL.....	162	PFBRCA .....	149	PT12DBA .....	80	PT2X2SFBR3 .....	148
NP2BK.....	162	PHPS1AL.....	68	PT12LFB .....	80	PT2X2SFBR3S .....	148
NP2GY.....	162	PHPS1G.....	68	PT12LPB.....	80	PT2X2SFGY .....	148
NP2I.....	162	PHPS2AL.....	68	PT12SBA.....	80	PT71SD.....	150
NP2OW.....	162	PHPS2G.....	68	PT12TGB.....	80	PT73FFSDBK .....	150
NP2R.....	162	PHPS3AL.....	68	PT153112P .....	96	PT73FFSDGY .....	150
NP2W.....	162	PHPS4AL.....	68	PT155112 .....	96	PT73FFSDI .....	150
NP8.....	162	PHPS5AL.....	68	PT155112P .....	96	PT73SD.....	149, 150
NP82.....	162	PHPS6AL.....	68	PT155115 .....	96	PT7FFSDGY .....	150
NP82AL.....	162	PJS126AL.....	68	PT155130 .....	96	PT7FFSDI .....	150
NP82BK.....	162	PJS126G.....	68	PT155212 .....	96	PT7FSD.....	149
NP82GY.....	162	PJS226G.....	68	PT156112 .....	96	PT7FSDBLA .....	149
NP82I.....	162	PL1ABC5.....	84	PT156118 .....	96	PT7FSDBRA .....	149
NP82OR.....	162	PL1ABC7.....	84	PT156124 .....	96	PT7FSDBRS2A .....	149
NP82OW.....	162	PL1BC5.....	84	PT156212 .....	96	PT7FSDBRS3A .....	149
NP82R.....	162	PL1BC7.....	84	PT1ABC5.....	80	PT7FSDGYA .....	149
NP82W.....	162	PL1EC.....	85, 96	PT1ABC7.....	80	PT7FSDIA .....	149
NP8AL.....	162	PL1EE.....	85, 96	PT1BC5.....	80	PT7IGFSDBRSA .....	149
NP8BK.....	162	PL1EEBC.....	85, 96	PT1BC7.....	80	PT7IGFSDGYA.....	149
NP8GY.....	162	PL1FE.....	85, 96	PT1EC.....	81	PT7IGFSDIA .....	149
NP8I.....	162	PL1FEBC.....	85, 96	PT1EE.....	81	PT7XC.....	151, 152
NP8OR.....	162	PL1IE.....	85, 96	PT1FE.....	81	PW1ABC5.....	86
NP8OW.....	162	PL1IEBC.....	85, 96	PT1IE.....	81	PW1ABC7.....	86
NP8R.....	162	PL1MC.....	96	PT1RCGY .....	54	PW1BC5.....	86
NP8W.....	162	PL1SC.....	85, 96	PT1RCIG .....	22, 54	PW1BC7.....	86
PB2B10.....	90	PL1SS.....	85, 96	PT1RCIV.....	22	PW1CA.....	87
PB2B5.....	90	PL1TC.....	85, 96	PT1RGY.....	54	PW1DBA.....	86
PB2C10.....	90	PL1TCBC.....	85, 96	PT1RIG.....	22, 54	PW1EC.....	87
PB2C5.....	90	PLP1CACF.....	83, 85, 96	PT1RIV.....	22	PW1EE.....	87
PB2CACF.....	91	PP1ABC5.....	82	PT1SC.....	81	PW1FE.....	87
PB2IND2G.....	90	PP1ABC7.....	82	PT1TC.....	81	PW1IE.....	87
PB2SPL10.....	90	PP1BC5.....	82	PT203112P .....	96	PW1LFB.....	86
PB2SPL5.....	90	PP1BC7.....	82	PT205112 .....	96	PW1LPB.....	86
PB2WC.....	90	PP1EC.....	83	PT205112P .....	96	PW1SBA.....	86
PB3BC10.....	92	PP1EE.....	83	PT205115 .....	96	PW1SC.....	87
PB3BC5.....	92	PP1EEBC.....	83	PT205130 .....	96	PW1TC.....	87
PB3CACF.....	93	PP1FE.....	83	PT205212 .....	96	PW1TGB.....	86
PB3ECA.....	91, 93	PP1FEBC.....	83	PT205215 .....	96	PW2ABC5.....	88
PB3EE.....	92	PP1IE.....	83	PT206106 .....	96	PW2ABC7.....	88
PB3EEBCA.....	90, 92	PP1IEBC.....	83	PT206112 .....	96	PW2BC5.....	88
PB3FCIB.....	92	PP1SC.....	83	PT206118 .....	96	PW2BC7.....	88
PB3FCIB2G.....	92	PP1SS.....	83	PT206124 .....	96	PW2CACF.....	89
PB3FCIB3G.....	92	PP1TC.....	83	PT206136 .....	96	PW2EC.....	89
PB3FE.....	93	PP1TCBC.....	83	PT206206 .....	96	PW2EE.....	89
PB3FEBCA.....	90, 93	PPTRIM1.....	154	PT206212 .....	96	PW2EEBC.....	89
PB3IE.....	92	PS3BC10.....	94	PT206218 .....	96	PW2FE.....	89
PB3IEBCA.....	90, 92	PS3BC5.....	94	PT206224 .....	96	PW2FEB.....	89
PB3IND.....	92	PS3CACF.....	95	PT27A.....	151	PW2IE.....	89
PB3IND2G.....	92	PS3EC.....	95	PT2FIT.....	150	PW2IEBC.....	89
PB3REDA.....	91, 93	PS3EE.....	94	PT2R.....	22	PW2RED.....	89
PB3SC.....	91, 93	PS3EEBC.....	94	PT2RC.....	22	PW2SC.....	89
PB3SPCA.....	91, 93	PS3FCIB.....	94	PT2RCIG.....	22	PW2SS.....	89
PB3SS.....	91, 93	PS3FCIB2G.....	94	PT2RIG.....	22	PW2TC.....	89
PB3TCBCA.....	91, 93	PS3FCIB3G.....	94	PT2X2BL.....	148	PW2TCBC.....	89
PB3TRBC.....	91, 93	PS3FE.....	95	PT2X2BRS.....	148	Q106AL.....	68, 163
PB3WC.....	92	PS3FEBC.....	95	PT2X2BRS3.....	148	Q106B.....	163
PDB12D.....	82, 84, 88, 96	PS3IE.....	94	PT2X2CBL.....	148	Q106E.....	163
PDB12LF.....	82, 84, 88, 96	PS3IEBC.....	94	PT2X2CBRS.....	148	Q106G.....	68, 163
PDB12LP.....	82, 84, 88, 96	PS3IND.....	94	PT2X2CGY.....	148	Q106O.....	97, 163
PDB12S.....	82, 84, 88, 96	PS3RED.....	95	PT2X2FIT.....	148	Q106W.....	163
PDB12TGD.....	82, 84, 88, 96	PS3SC.....	95	PT2X2GY.....	148	S1AP4BL.....	145
PDB12GLV.....	82, 84, 88	PS3SPC.....	95	PT2X2IGBL.....	148	S1AP4GY.....	145
PDB1DIV.....	88	PS3SS.....	95	PT2X2IGBRS.....	148	S1CFB.....	147





# Index

Catalog Number	Page	Catalog Number	Page	Catalog Number	Page	Catalog Number	Page
S1CFCAL	145, 147	SB26	162	SFRCGNFFOW	164	SP83AL	68
S1CFCBL	145, 147	SB262	162	SFRCGNOW	164	SP8AL	68
S1CFCBRS	145, 147	SB8	162	SFRCR	164	SP8G	68
S1CFCGY	145, 147	SB82	162	SFRCRFF	164	SPPBK10	165
S1CFCI	145, 147	SBP1	162	SFRCRFFAL	69	SPPR10	165
S1FRP4BL	145	SBP2	162	SFRCRFFGY	69	SS1	162
S1FRP4GY	145	SBP26	162	SFRCW	164	SS2	162
S1PFB	147	SBP262	162	SFRCWFF	164	SS2039FALA	151
S1PT3IMAL	144	SBP8	162	SFRCWFFAL	69	SS2309BALA	151
S1PT3IMBL	144	SBP82	162	SFRCWFFGY	69	SS2309BBKA	151
S1PT3IMBRS	144	SC10	167	SFRCY	164	SS2309BGYA	151
S1PT3IMGY	144	SCH1	162	SFRCYFF	164	SS2309DBKA	151
S1PT4X4AL	144	SCH2	162	SFRCYFFAL	69	SS2309DGYA	151
S1PT4X4BL	144	SCH26	162	SFRCYFFGY	69	SS2309F1BKA	151
S1PT4X4BRS	144	SCH262	162	SFRFGOW	164	SS2309F1GYA	151
S1PT4X4FIT	145, 147	SCH8	162	SFRFGW	164	SS2309FBKA	151
S1PT4X4GY	144	SCH82	162	SFSPGBK	69, 165	SS2309FGYA	151
S1PTAL	144	SF35SJ	165	SFSPGR	69, 165	SS2309SBKA	151
S1PTAVFIT	145, 147	SF35SJAL	69, 165	SFST	97, 165	SS2309SGYA	151
S1PTBL	144	SF35SJBK	165	SFSTAL	165	SS2309SLBKA	151
S1PTBRS	144	SF35SJEI	165	SFSTBK	165	SS2309SLGYA	151
S1PTFFAL	144	SF35SJGY	69, 165	SFSTEI	165	SS2309TBKA	151
S1PTFFBL	144	SF35SJW	165	SFSTG	165	SS2309TGYA	151
S1PTFFBRS	144	SFB10	97, 164	SFSTW	165	SS26	162
S1PTFFGY	144	SFBAL	69, 164	SFSV110AL	69, 164	SS262	162
S1PTFIT	145, 147	SFBAL10	69, 164	SFSV110BK	97, 164	SS309B	152
S1PTGY	144	SFBB10	164	SFSV110EI	164	SS309BF	152
S1SFB	147	SFBBK	164	SFSV110GY	69, 164	SS309D	152
S1SFBVAV	147	SFBE10	164	SFSV110OW	164	SS309DS	152
S1SP	146, 147	SFBEI	164	SFSV110W	164	SS309S	152
S1SP3IM	146, 147	SFBG10	69, 164	SFSVAL	69, 164	SS309SF	152
S1SP4IM	146, 147	SFBGAL	164	SFSVBK	164	SS309T	152
S1SP4X4	146, 147	SFBGBK	164	SFSVEI	164	SS8	162
S1SP4X4PA	146, 147	SFBGEI	164	SFSVGY	69, 164	SS82	162
S1SP4X4SYS	146, 147	SFBGGY	164	SFSVOW	164	SSF11	162
S1SPDU	146, 147	SFBGOW	164	SFSVW	164	SSF12	162
S1SPDU2IM	146, 147	SFBGW	164	SFUSBAAB	165	SSF13	162
S1SPDUSL	146, 147	SFBGY	69, 164	SFUSBABB	165	SSF14	162
S1SPEXT1	146, 147	SFBOW	97, 164	SL5E4A	163	SSF16	162
S1SPEXT2	146, 147	SFBW	164	SL5E4B	163	SSF204	162
S1SPEXT3	146, 147	SFBW10	164	SP14AL	68	SSF206	162
S1SPEXT4	146, 147	SFFALX	69, 164	SP14BAL	68	SSF209	162
S1SPFFAL	146, 147	SFFBX	164	SP14BG	68	SSF212	162
S1SPFFBL	146, 147	SFFEX	164	SP14G	68	SSFL11	162
S1SPFFBRS	146, 147	SFFGAL	69, 164	SP18AL	68	SSFL12	162
S1SPFFGY	146, 147	SFFGBK	164	SP18G	68	SSFL13	162
S1SPFFTAL	146, 147	SFFGEI	164	SP1AL	68	SSFL14	162
S1SPFFTBL	146, 147	SFFGGY	69, 164	SP1G	68	SSFL16	162
S1SPFFTBRS	146, 147	SFFGOW	164	SP24AL	68	USB10	167
S1SPFFTGY	146, 147	SFFGW	164	SP24BAL	68	XLR10	167
S1SPMAX	146, 147	SFFGX	69, 164	SP24BG	68	XLRST10	167
S1SPORT	146, 147	SFFWX	164	SP24G	68		
S1SPSL2IM	146, 147	SFFX	97, 164	SP28AL	68		
S1SPTL	146, 147	SFRC	164	SP28G	68		
S1SPTRAC	146, 147	SFRC110B	164	SP2AL	68		
S1TFCAL	145, 147	SFRC110GN	164	SP2G	68		
S1TFCBL	145, 147	SFRC110R	69, 97, 164	SP34AL	68		
S1TFCBRS	145, 147	SFRC110W	69, 164	SP34BAL	68		
S1TFCGY	145, 147	SFRC110Y	69, 164	SP3AL	68		
S1TFCI	145, 147	SFRCB	164	SP4AL	68		
SA1	162	SFRCBFF	164	SP5AL	68		
SA2	162	SFRCBFFOW	164	SP6AL	68		
SA8	162	SFRCBKFF	164	SP7AL	68		
SA82	162	SFRCBOW	164	SP7G	68		
SB1	162	SFRCGN	164	SP82AL	68		
SB2	162	SFRCGNFF	164	SP82G	68		



## **WIRING SYSTEMS**

**Wiring Device-Kellems  
Premise Wiring**

### **Hubbell Wiring Device-Kellems**

Hubbell Incorporated (Delaware)  
185 Plains Road • Milford, CT 06461-2420  
(800) 288-6000 • Fax (800) 255-1031  
[www.hubbell-wiring.com](http://www.hubbell-wiring.com)

### **Hubbell Premise Wiring**

Hubbell Incorporated (Delaware)  
14 Lord's Hill Road • Stonington, CT 06378-0901  
(860) 535-8326 • (800) 626-0005 • Fax (860) 535-8328  
[www.hubbell-premise.com](http://www.hubbell-premise.com)

### **Hubbell Canada LP**

870 Brock Road South • Pickering, Ontario L1W 1Z8  
(800) 263-4622 • (905) 839-1138 • Fax (905) 839-9108  
[www.hubbellonline.com](http://www.hubbellonline.com)

### **Hubbell De Mexico, S.A. de C.V.**

Ave. Coyoacan No. 1051 • Col. Del Valle C.P. 03100 Mexico D. F.  
(01 55) 91 51 99 99 • Fax (01 55) 91 51 99 88  
[www.hubbell.com.mx](http://www.hubbell.com.mx)