



Weatherproof Boxes and Covers	B2
Weatherproof Covers	
Device Mounted	B3-B7, B10-B12
Weatherproof Covers –	
While-In-Use Applications	B8-B9
Weatherproof Outlet Boxes	B13-B17
Weatherproof Outlet Boxes	
and Closure Plugs	B18-B19
Swimming Pool Junction Boxes	B20
Weatherproof Lampholders	B21-B23
Pagoda Lights	B24
Spike Lights	B25
Vaporproof Fixture	B26-B27
Vaporproof Fixture/	
Fustat Box Cover Assemblies/	
Miscellaneous	B28

Steel City®

Weatherproof Boxes and Covers

B

Steel City®



Steel City® Weatherproof Boxes & Covers

Steel City® Weatherproof Boxes & Covers have been a preferred choice by contractors, distributors, architects and engineers for over fifty years. Steel City® products symbolize the highest quality standards in manufacturing and innovative design, with one of the most complete offerings available.

Whether you're mounting an easy-to-install lampholder or one of our unique while-in-use covers, we've got the right product for your special outdoor application designed to withstand the elements for years of service. Contact a T&B distributor nearest you to select the right Steel City® product for your requirements.

Advantages of Steel City® Weatherproof Boxes & Covers

Built to Last

- Rugged, die-cast construction with a tough, corrosion-resistant finish.
- Stainless steel springs and screws included in covers.

Universal Device Gasket

- Designed to accommodate the mounting needs of a wide selection of devices.



Ground Screw Location with self-tapping screw.

- Ease of installation. Features a Tri-Head (Phillips/Slot/ Square) to meet any contractor's needs.



All Copper Current-carrying Components in Lampholders

- Best conductor available commercially for lampholder applications.




Porcelain Sockets in Lampholders

- Best insulating material available and prevents heat build-up.

Ground Screw Boss in Lampholder

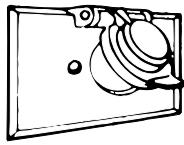
- Provides grounding continuity.



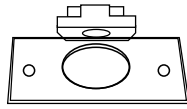
Pre-Tapped Device Mounting Hole

- Ease of installation practically threaded by hand.

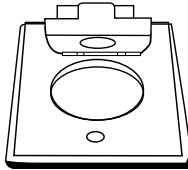
Thomas & Betts



WR74-C



WR104-C



WR104-CV

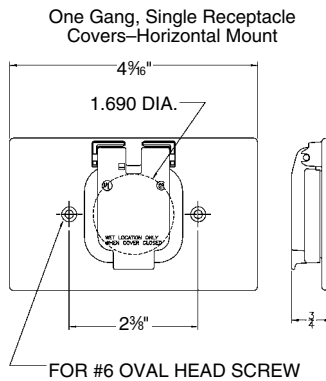
For use with single receptacle.

- Heavy duty die cast zinc caps and plates.
- Stainless steel spring on stay open covers.
- Coiled steel spring is zinc plated on self-closing covers.
- Stainless steel mounting screws.
- Complete with sealing gasket.

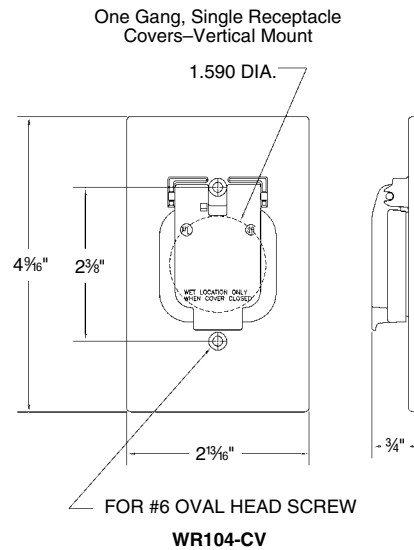
One Gang Single Receptacle Covers

Cat. No.	Description	Finish	Std. Ctn.
WR 74-C	Cover, stay open lid, opening dia. 1.590	Gray	50
WR104-C	Cover, self-closing lid, horizontal mount, opening dia. 1.590	Gray	25
WR104-CV	Cover, self-closing lid, vertical mount, opening dia. 1.590	Gray	25

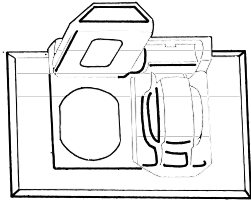
U.L. Listed E-18407
CSA Certified LR-18685




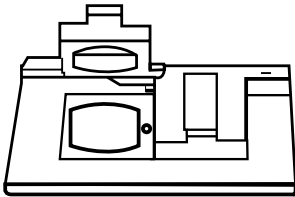
WR 74-C
WR104-C



WR104-CV



WR81-C
WR100-CP
WR100-C



WR181-C

For use with duplex receptacle or combination device.

- Heavy duty die cast zinc caps and plates.
- Stainless steel spring on stay open covers.
- Coiled steel spring is zinc plated on self closing covers.
- Stainless steel mounting screws.
- Complete with sealing gasket.

For plastic WR100 style cover.

- Material Noryl® N190.
- Stainless steel spring.
- Self-closing style lids.
- Stainless steel mounting screws.
- Gasket fixed to cover.
- Drill points for F.S. mounts.

One Gang Duplex Receptacle Covers

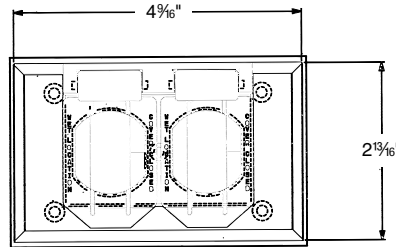
Cat. No.	Description	Finish	Std. Ctn.
WR81-C	Cover, stay open lid	Gray	50
WR81-CBR	Cover, stay open lid	Bronze	50
WR81-CN	Cover, stay open lid	Natural	50
WR81-CWH	Cover, stay open lid	White	50
WR100-C*	Cover, self-closing lid	Gray	25
WR100-CBR*	Cover, self-closing lid	Bronze	25
WR100-CP*	Plastic Cover, self-closing lid	Gray	25
WR100-CWH*	Cover, self-closing lid	White	25
WR181-C*	Cover, self-closing lid, vertical mount	Gray	25

U.L. Listed E-18407

*CSA Certified LR-18685

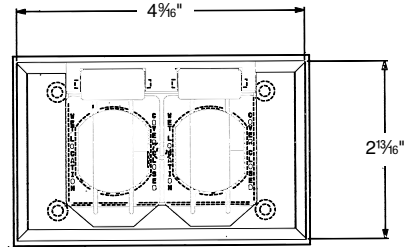
Noryl is a registered trademark of GE Plastics.

One Gang, Duplex Receptacle Covers



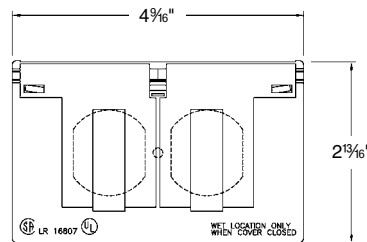
WR81-C

Plastic One Gang, Duplex Receptacle Covers



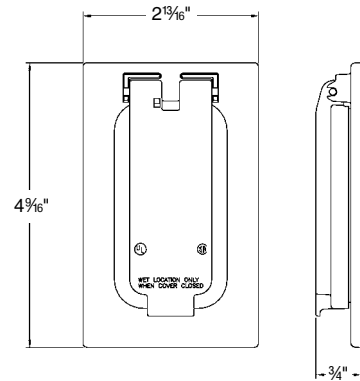
WR100-CP

One Gang, Duplex Receptacle Covers—
Horizontal Mount




WR100-C


One Gang, Duplex Receptacle Covers—
Vertical Mount



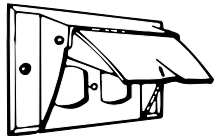
WR181-C



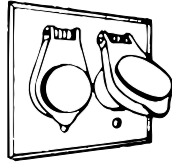
WR74-81-C



WR281-C



WRH80-C



WR274-C

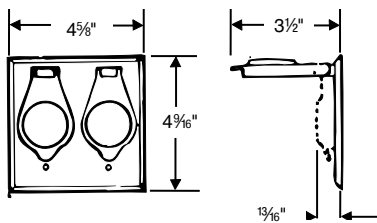
- Heavy duty die cast zinc caps, aluminum plates.
- Coiled steel springs are zinc plated.
- Stainless steel mounting screws.
- Complete with sealing gasket.

Two Gang Covers

Cat. No.	Description	Finish	Std. Ctn.
WR74-81-C	Cover, self-closing lids, Opening Dia. 1.50	Gray	10
WR274-C	Cover, self-closing lids, Opening Dia. 1.50	Gray	10
WR281-C	Cover, self-closing lids	Gray	10
WR281-CBR	Cover, self-closing lids	Gray	10
WR281-C-WH	Cover, self-closing lids	Gray	10
WRH80-C	Cover, self-closing lids	Gray	10

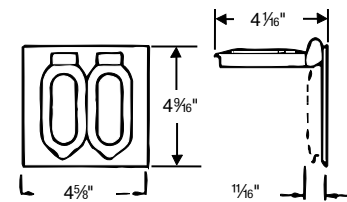
U.L. Listed E-18407
CSA Certified LR-18685

Two Gang, Single Receptacle Covers

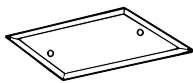


WR274-C

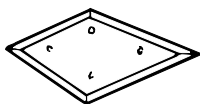
Two Gang, Duplex Receptacle Covers



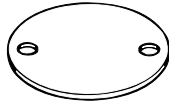
WR281-C
WR74-81-C



SP41-G
SP41-GBR
SP41-GWH



SP411-G



TRC

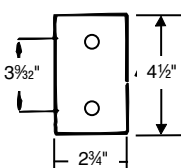
- Heavy duty stamped aluminum or steel construction.
- Stainless steel mounting screws.
- Complete with sealing gasket.

Blank Covers

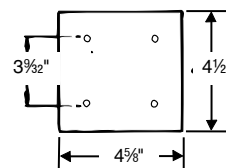
Cat. No.	Description	Finish	Std. Ctn.
SP41-G*	One-gang cover, Aluminum	Gray	100
SP41-GBR*	One-gang cover, Aluminum	Bronze	100
SP41-GWH*	One-gang cover, Aluminum	White	100
SP411-G*	Two-gang cover, Aluminum	Gray	25
TRC	Round steel cover	Gray	25

U.L. Listed E-18407
*CSA Certified LR-18685

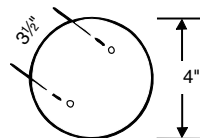
Blank Covers



SP41-G



SP411-G




TRC

Steel City®

Weatherproof Covers – Device Mounted

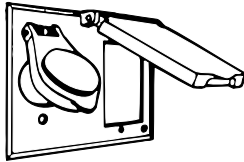
B

Steel City®



WGF100-C

WGF100-CV



WSGF100-C

For use with ground fault circuit interrupter (GFCI) receptacles or with decorator styled receptacles.

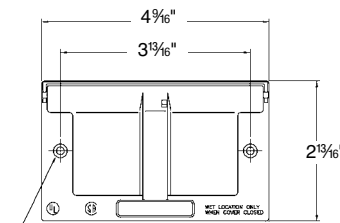
- Heavy duty die cast zinc caps and plates.
- Coiled steel springs are zinc plated.
- Stainless steel mounting screws.
- Powder Coat finish in silver gray.
- Complete with sealing gasket.

GFCI Receptacle Self-Closing Covers

Cat. No.	Description	Finish	Std. Ctn.
WGF100-C	Horizontal mount style	Gray	25
WGF100-CBR	Horizontal mount style	Bronze	50
WGF100-CWH	Horizontal mount style	White	50
WGF100-CV	Vertical mount style	Gray	25
WGF100-CVBR	Vertical mount style	Bronze	50
WGF100-CVWH	Vertical mount style	White	50
WSGF100-C	Vertical mount style with single receptacle or switch opening, 1.5" diameter	Gray	10

U.L. Listed E-18407
CSA Certified LR-18685

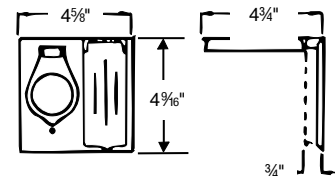
One Gang, GFCI Covers Horizontal Mount



FOR #6 OVAL HEAD SCREW

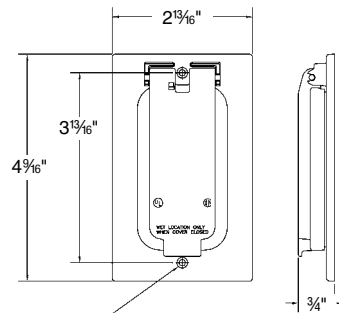
WGF100-C

Two Gang, GFCI Covers




WSGF100-C

One Gang, GFCI Covers Vertical Mount



WGF100-CV



WDFG100-C

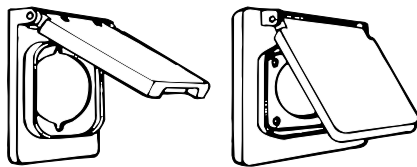
WGF200-C

- Self-closing box mount weatherproof covers for Duplex and GFCI receptacles.
- U.L. listed for wet locations.
- Zinc die cast construction.
- Sealing gaskets are pre-punched and attached to the cover.
- For use with any two gang weatherproof box.

2 Gang GFCI

Cat. No.	Description	Std. Ctn.
WDFG100-C	2-gang Duplex and GFCI receptacle cover with gasket – Box Mount	10
WGF200-C	2-gang GFCI receptacle cover with gasket – Box Mount	10

U.L. Listed



WR50-C

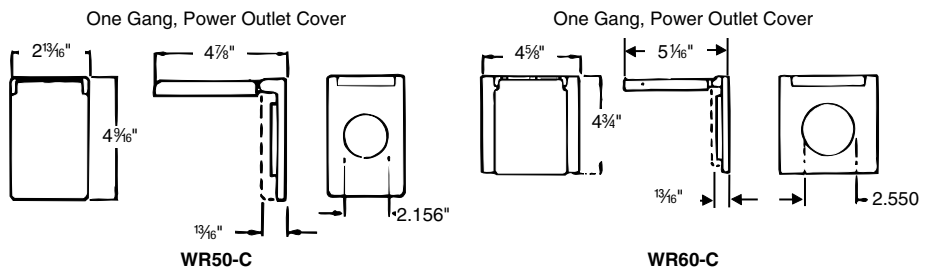
WR60-C

- Heavy duty die cast zinc caps and plates.
- Stainless steel mounting screws.
- Powder Coat finish in silver gray.
- Complete with sealing gasket.
- Coiled steel springs zinc plated.

Power Outlet Covers

Cat. No.	Description	Std. Ctn.
WR50-C	Cover only, opening diameter, 2.156"–self-closing	25
WR60-C	Cover only, opening diameter, 2.550"–stay open	10

U.L. Listed E-18407
CSA Certified LR-18685

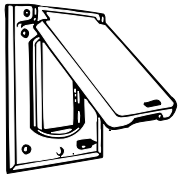


Steel City®

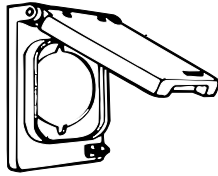
Weatherproof Covers – Device Mounted

B

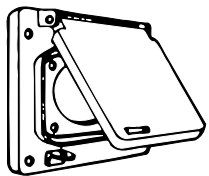
Steel City®



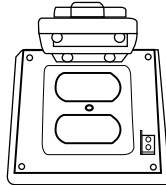
WGFL100-CV




WRL50-C




WRL60-C



WRL181-C



WRL281-C



WSSL1-C

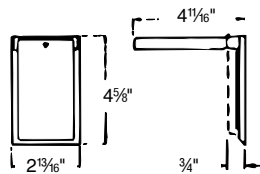
- Heavy duty die cast zinc caps and plates.
- Stainless steel mounting screws.
- Powder Coat finish in silver gray.
- Complete with sealing gasket.
- 3/16" diameter hole for hasp type.
- Coiled steel spring zinc plated.

Tamper Resistant Covers – self-closing

Cat. No.	Description	Std. Ctn.
WGFL100-CV	Cover, hasp type-GFI	25
WRL50-C	Cover, opening diameter, 2.156", hasp type	10
WRL60-C	Cover, opening diameter, 2.550", hasp type	10
WRL181-C	Cover, hasp type	25
WRL281-C	Cover, hasp type	10
WSSL1-C	Cover, hasp type, opening dia. 1.590	10

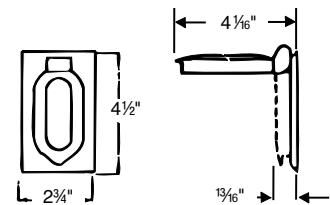
U.L. Listed E-18407
CSA Certified LR-18685

One Gang, GFCI Covers Horizontal Mount



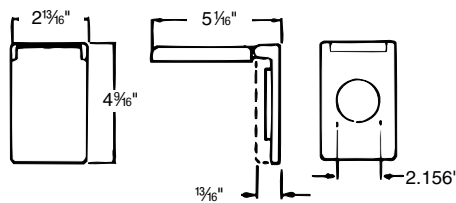
WGFL100-CV

One Gang, Duplex Receptacle Covers—Vertical Mount



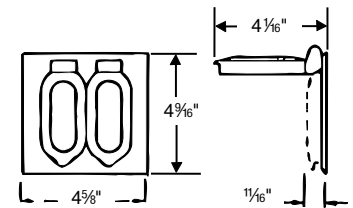
WRL181-C
WSSL1-C

One Gang, Power Outlet Covers



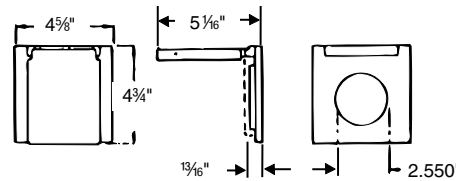
WRL50-C

Two Gang, Duplex Receptacle Covers

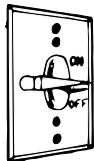


WRL281-C

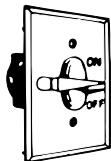
Two Gang, Power Outlet Covers



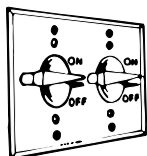
WRL60-C



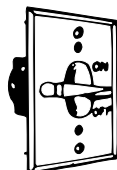
SW1-C




SW1




SW1-2C



SW20-1



SW3



WSR81C

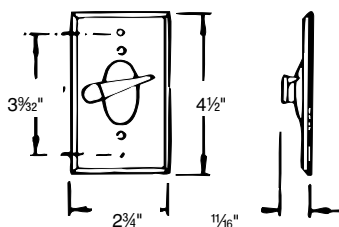
- Heavy duty die cast zinc.
- Powder Coat finish in silver gray.
- Stainless steel mounting screws.
- Complete with sealing gasket.

Lever Switch Covers

Cat. No.	Description	Packaging	
		Box	Std. Ctn.
SW1-C	One gang cover	1	25
SW1	One gang cover with 10A, 125V single-pole switch	1	25
SW1-2C	Two gang cover	1	25
SW2	One gang cover with 10A, 125V double-pole switch	1	10
SW20-1	One gang cover with 20A, 120/277V single-pole switch	1	25
SW20-1/710	One gang cover with 20A, 102/277V single-pole switch (Special oil and gas resistant gasket)	1	50
SW20-2	One gang cover with 20A, 102/277V double-pole switch	1	25
SW20-2/710	One gang cover with 20A, 102/277V double-pole switch (Special oil and gas resistant gasket)	1	50
SW-3	One gang cover with 15A, 125V three-way switch	1	10
WSR81-C	Two gang cover with opening for duplex receptacle; complete with coiled steel spring, zinc plated	–	10

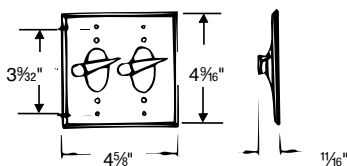
U.L. Listed E-18407
CSA Certified LR-18685

One Gang, Switch Covers Vertical Mount



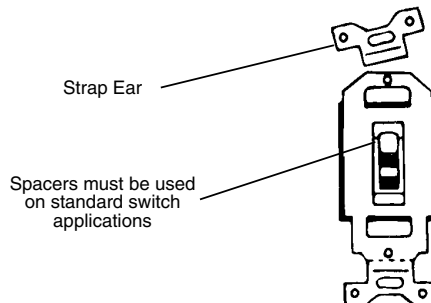
SW1-C
SW1 SW3
SW20-1

Two Gang, Switch Covers



SW1-2C
WSR81-C

- Perfect-Line lever covers may be used with any toggle switch. Install as indicated.



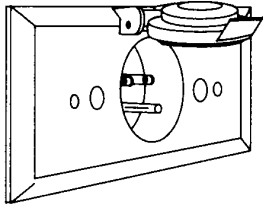
- Simply cut off strap ears, as shown, prior to mounting on cover plate. Spacers and switch mounting screws are included on all covers ordered with the exception of the SW-1.

Steel City®

Weatherproof Covers – Device Mounted

B

Steel City®



WRMB87

- Heavy duty die cast zinc construction.
- Stainless steel spring.
- Stainless steel mounting screws.
- Powder Coat finish in silver gray.
- Complete with sealing gasket.
- Stay open design.

Motor Base Cover

Cat. No.	Description	Std. Ctn.
WRMB87	Cover with 15A, 125V device	10

U.L. Listed E-39064
CSA Certified LR-18685

Replacement Parts

Cat. No.	Description	Std. Pkg.	Wt. Ctn.
Gaskets			
R103	Universal Single Outlet Plate Gasket for WR81-C, WR100-C, WR74-C, SP41G, C1-PL, C2-PL, C3-PL, etc	100	1
R104	Two Gang Duplex Gasket for WR281-C, WSR81-C	1	1
Switches			
R109	Switch for SW1, WSR81	100	1
R110	Switch for SW3	1	1



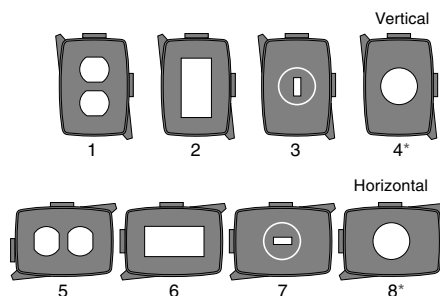
Universal While-In-Use Covers

T&B's newest Universal While-In-Use covers keep out moisture and take the hassle and cost out of installation. Single or two-gang kits accommodate up to eight configurations each, and every cover is designed with a method

to secure using an external locking device*. Perfect for all outdoor outlets including landscape lighting, lawn equipment, pool/hot tub pumps, and holiday lighting.

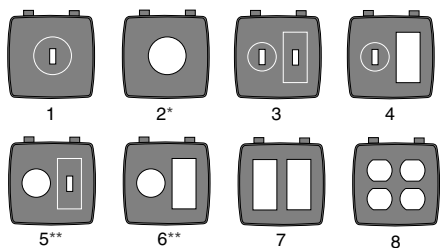
- Saves You Time – No inserts to slow you down, no labor intensive cutouts.
- Horizontal or vertical orientation
- Meets NEC 406.8(B) code requirements
- Lockable cover design for added security using external locking device
- High impact UV-resistant polycarbonate base construction
- Weatherproof, thermoplastic cover with transparent finish
- Accommodates GFCI, single and duplex receptacles, Toggle switches and single receptacles up to 1.59" diameter
- Mounts to a box or the device. All installation screws included.
- Great for retrofit applications. Device holes are keyed, so just back out the existing device screws and slip the cover over previously installed screws

Single Gang Base Options



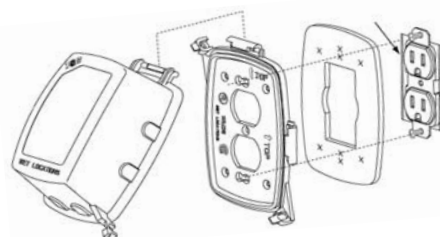
*1.59" diameter fits up to 30 Amp twist lock receptacle.

Two Gang Base Options



*2.125" diameter
**1.59" diameter

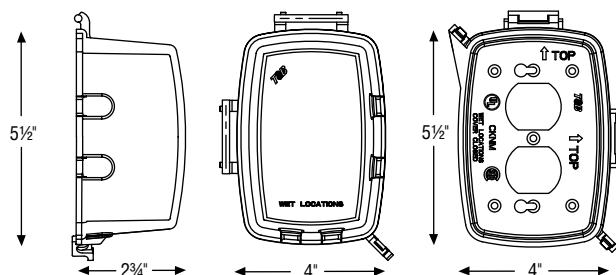
Fast and Easy Installation.
Choose your base plate and secure to the device.
Then snap on the lid, and you're done!



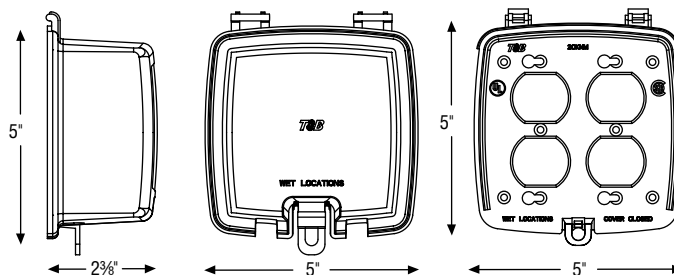
Universal Nonmetallic While-In-Use Cover

Cat. No.	Description	Std. Ctn.
CKNM	Single gang duplex/GFCI/switch/single 1.59 – horizontal or vertical – pad lockable.	6
2CKNM	Two gang duplex/GFCI/switch/single 1.59 – horizontal or vertical – pad lockable.	4

U.L. Listed
CSA Certified
Cover ships as a vertical GFCI, the industries most commonly used version.
* External locking device (such as a padlock) not supplied.



Single Gang (CKNM)




Two Gang (2CKNM)



Weatherproof While-In-Use.

- Heavy duty noryl base with clear lexan cover.
- CSA and U.L. Listed for wet locations while in use Article 406.8(B).
- Drill points in corners for box mounting.
- Sealing gasket and stainless steel screws provided.
- NEMA 3R Rated.
- All key type covers are keyed alike.



(Examples shown of single gang receptacle covers.)

Single Gang Vertical While-In-Use Covers

Cat. No.	Description	Std. Ctn.
WTD81-CV	Single gang vertical duplex receptacle cover.	10
WTD81-CV-D	Single gang vertical deep duplex receptacle cover.	10
WTD81-CV-L	Single gang vertical duplex receptacle cover with integral lock.	10
WTG100-CV	Single gang vertical GFCI cover	10
WTG100-CV-L	Single gang vertical GFCI receptacle cover with integral lock.	10
WTD15A-CV	Single gang vertical 1.406 diameter cover.	10
WTD15A-CV-L	Single gang vertical 1.406 diameter cover with integral lock.	10
WTG100-CV-D	Single gang vertical deep GFCI receptacle cover.	10
WTG100-CV-D-L	Single gang vertical deep GFCI receptacle cover with integral lock.	10

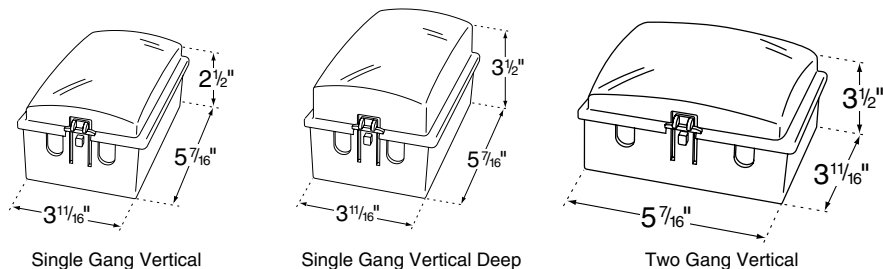
Single Gang Horizontal Duplex While-In-Use Covers

Cat. No.	Description	Std. Ctn.
WTSD15A-C	Single gang horizontal duplex cover.	10
WTSD15A-C-L	Single gang horizontal duplex cover with integral lock.	10
WTSG15A-C	Single gang horizontal GFCI cover.	10

Two Gang Vertical While-In-Use Covers

Cat. No.	Description
WTD281-C	2 gang duplex receptacle cover
WTD281-C-L	2 gang duplex receptacle cover with integral lock
WTG200-C	2 gang GFCI receptacle cover
WTG200-C-L	2 gang 2 GFCI receptacle cover with integral lock
WTDG100-C	2 gang cover with 1 duplex and 1 GFCI receptacle cover
WTDG100-C-L	2 gang cover with 1 duplex and 1 GFCI receptacle cover with integral lock
WTD281-C-D	2 gang deep duplex receptacle cover
WTD281-C-D-L	2 gang deep duplex receptacle cover with integral lock
WTG200-C-D	2 gang deep GFCI receptacle cover
WTG200-C-D-L	2 gang 2 GFCI receptacle cover with integral lock
WTDG100-C-D	2 gang cover with 1 duplex and 1 GFCI receptacle cover
WTDG100-C-D-L	2 gang cover with 1 duplex and 1 GFCI receptacle cover with integral lock
WTSG100-C	2 gang cover with 1 GFCI receptacle and 1 toggle switch
WTSG100-C-L	2 gang cover with 1 GFCI receptacle and 1 toggle switch with integral lock
WTSD100-C	2 gang cover with 1 single receptacle 1.406 diameter and 1 duplex
WTSD100-C-L	2 gang cover for 1 single receptacle 1.406 diameter and 1 duplex with integral lock

U.L. Listed
 CSA Certified
 NORYL and LEXAN are trademarks of GE Plastics.
L = Locking
D = Deep Lid



Article 370.16(A) Standard Boxes

Two changes have been made in the determination of the maximum number of conductors permitted in standard boxes.

One change requires that: for fixture studs, cable clamps or hickey, deductions shall be based on the largest conductor entering the box. For each yoke or strap containing one or more devices or equipment, the deduction shall be based on the largest conductors connected to them. For equipment grounding conductors, the deductions shall be based on the largest equipment grounding conductor entering the box.

Also, new exception permits an equipment grounding conductor or not over four fixture wires smaller than No. 14, or both, to enter a box from a fixture canopy and terminate within the box, without counting them in box fill calculations.

The tables below may assist in calculating volume requirements and selection of a box (and raised covers, extensions or fixture canopies) that has sufficient capacity.

Box Fill Chart

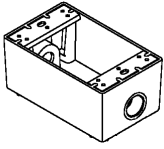
Deductions	6	7	8	9	10	11	12	13	14	15	16	17	18	19	20	21
#18 (1.50)	9.00	10.50	12.00	13.50	15.00	16.50	18.00	19.50	21.00	22.50	24.00	25.50	27.00	28.50	30.00	31.50
#16 (1.75)	10.50	12.25	14.00	15.75	17.50	19.25	21.00	22.75	24.50	26.25	28.00	29.75	31.50	33.25	35.00	36.75
Conductor #14 (2.00)	12.00	14.00	16.00	18.00	20.00	22.00	24.00	26.00	28.00	30.00	32.00	34.00	36.00	38.00	40.00	42.00
Sizes & #12 (2.25)	13.50	15.75	18.00	20.25	22.50	24.75	27.00	29.25	31.50	33.75	36.00	38.25	40.50	42.75	45.00	47.25
(Volume) #10 (2.50)	15.00	17.50	20.00	22.50	25.00	27.50	30.00	32.50	35.00	37.50	40.00	42.50	45.00	47.50	50.00	52.50
#8 (3.00)	18.00	21.00	24.00	27.00	30.00	33.00	36.00	39.00	42.00	45.00	48.00	51.00	54.00	57.00	60.00	63.00
#6 (5.00)	30.00	35.00	40.00	45.00	50.00	55.00	60.00	65.00	70.00	75.00	80.00	85.00	90.00	95.00	100.00	105.00

Steel City®

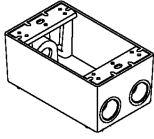
Weatherproof Outlet Boxes

B

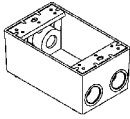
Steel City®



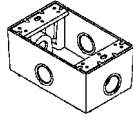
T11
T14-PL



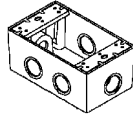
T11-2
T14-2



T11-22
T14-22



TX11-5
TX14-5



TX11-6
TX14-6

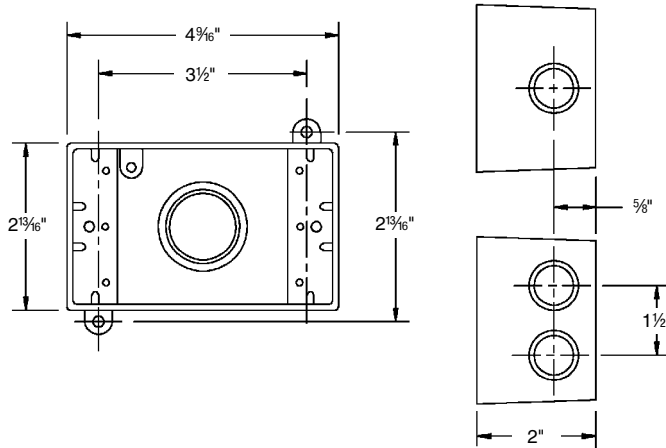
- Heavy duty die cast aluminum construction.
- Accurately threaded mounting plate.
- Powder Coat finish in silver gray, bronze or white.
- Boxes supplied with two closure plugs and tapped ground screw location.
- #10-32 self-tapping ground screw.

One Gang Outlet Boxes

Cat. No.	Cubic In.	Description					Std. Ctn.
		No. of Outlet Holes	Outlet Hole Dia.	Mounting Methods	Finish		
T11	18.0	3	½"	Knockouts/Lugs	Gray	25	
T11-BR	18.0	3	½"	Knockouts/Lugs	Bronze	25	
T11WH	18.0	3	½"	Knockouts/Lugs	White	25	
T14-PL	18.0	3	¾"	Knockouts/Lugs	Gray	25	
T14-L	17.0	3	¾"	Knockouts/Lugs	Gray	25	
T100	17.4	3	1"	Knockouts/Lugs	Gray	25	
T11-2	17.4	4	½"	Knockouts/Lugs	Gray	10	
T14-2	16.8	4	¾"	Knockouts/Lugs	Gray	25	
T11-22	16.8	5	½"	Knockouts/Lugs	Gray	25	
T14-22	18.0	5	¾"	Knockouts/Lugs	Gray	25	
TX11-5	16.8	5	½"	Knockouts/Lugs	Gray	25	
TX11-6	18.0	6	½"	Knockouts/Lugs	Gray	25	
TX14-5	16.8	5	¾"	Knockouts/Lugs	Gray	25	
TX14-6	16.8	6	¾"	Knockouts/Lugs	Gray	25	

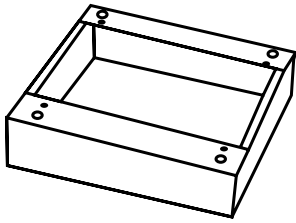
U.L. Listed E-18407
CSA Certified LR-18685

One Gang Boxes




Steel City®

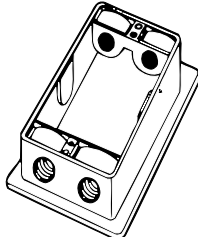
Weatherproof Outlet Boxes



ET1



ET11-22



ETF11-22

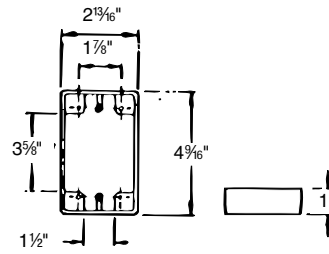
- Heavy duty die cast aluminum construction.
- Powder Coat finish in silver gray.
- Complete with sealing gasket and mounting screws.
- Extension rings provide an extra depth for increased capacity.

One Gang Outlet Box Extension Rings

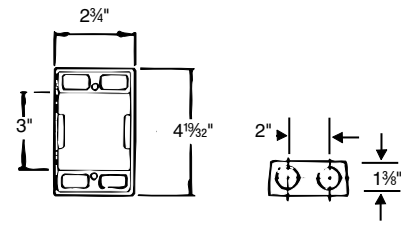
Cat. No.	Cubic In.	No. of Outlet Holes	Description		Std. Ctn.
			Outlet Hole Dia.	Mounting Methods	
ET1-PL	9.0	—	—	Screws	25
ET11-22	9.5	4	½"	Screws	25
ETF11-22	10.0	4	½"	Screws	25

U.L. Listed E-18407
CSA Certified LR-18685

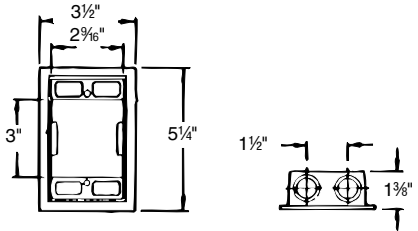
Extension Rings and Flanged Boxes



ET1



ET11-22



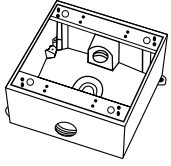
ETF11-22

Steel City®

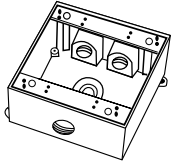
Weatherproof Outlet Boxes

B

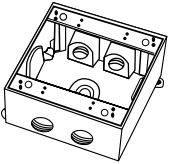
Steel City®



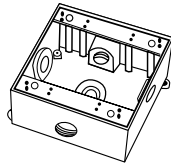
LT11
LT14



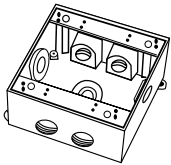
LT11-2
LT11-4



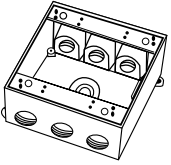
LT11-3
LT14-3



LTX11-5
LTX14-5



LTX11-7
LTX14-7



LT11-33
LT14-33

All two gang boxes are now standard with lugs.

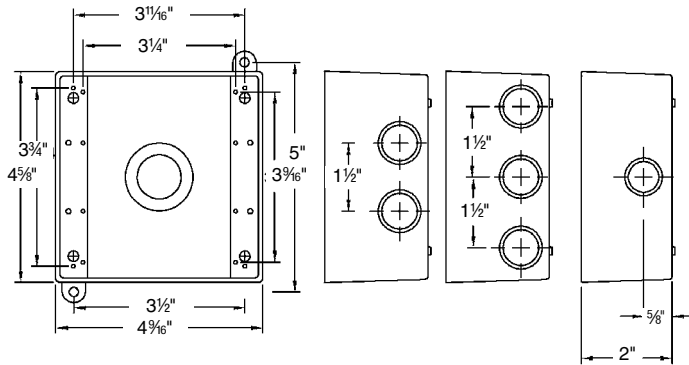
- Heavy duty die cast aluminum construction.
- Accurately threaded mounting plate.
- Powder Coat finish in silver gray, bronze, or white.
- Boxes supplied with two closure plugs and #10-32 self-threading ground screw.

Two Gang Outlet Boxes

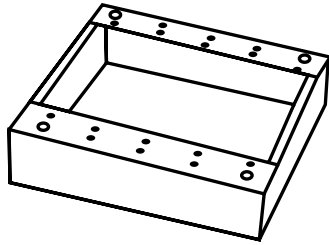
Cat. No.	Cubic In.	Description		Mounting Methods	Finish	Std. Ctn.
		No. of Outlet Holes	Outlet Hole Dia.			
LT11	31.8	3	1/2"	Lugs	Gray	10
LT14	31.8	3	3/4"	Lugs	Gray	10
LT11-2	31.8	4	1/2"	Lugs	Gray	10
LT14-2	31.8	4	3/4"	Lugs	Gray	10
LT11-3	31.8	5	1/2"	Lugs	Gray	10
LT14-3	31.8	5	3/4"	Lugs	Gray	10
LTX11-5	31.8	5	1/2"	Lugs	Gray	10
LTX14-5	31.8	5	3/4"	Lugs	Gray	10
LTX100-5	30	5	1"	Lugs	Gray	10
LTX11-7	31.8	7	1/2"	Lugs	Gray	10
LTX14-7	31.8	7	3/4"	Lugs	Gray	10
LT11-33	30.3	7	1/2"	Lugs	Gray	10
LT14-33	30.3	7	3/4"	Lugs	Gray	10

U.L. Listed E-18407
CSA Certified LR-18685

Two Gang Boxes



LT Series



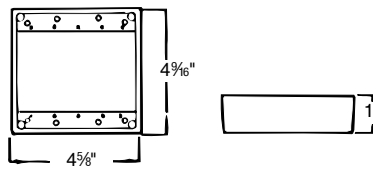
ELT-1

- Heavy duty die cast aluminum construction.
- Powder Coat finish in silver gray.
- Complete with sealing gasket and mounting screws.
- Extension rings provide an extra 1" depth for increased capacity.

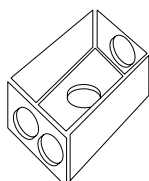
Two Gang Outlet Box Extension Ring

Cat. No.	Cubic In.	Description			Std. Ctn.
		No. of Outlet Holes	Outlet Hole Dia.	Mounting Methods	
ETL-1	15.9	–	–	Screws	10

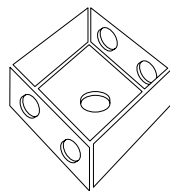
U.L. Listed E-18407
CSA Certified LR-18685



2IHE



TD11-2
TD14-2



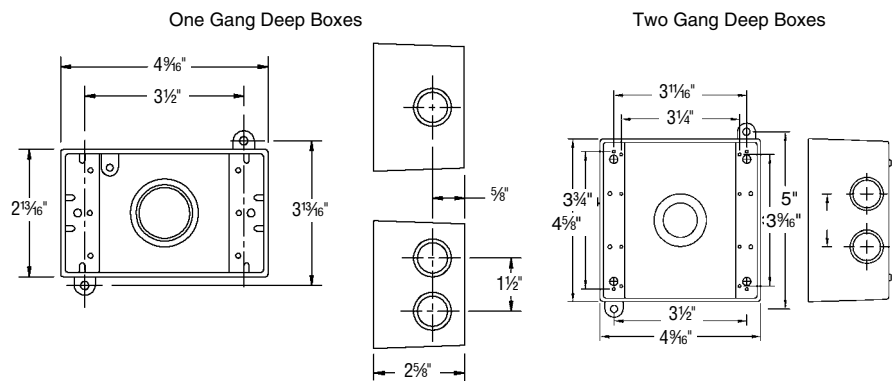
LTD11-22
LTD14-22

- Heavy duty cast aluminum construction.
- Accurately threaded mounting posts.
- Powder Coat finish in silver gray.
- Equipped with rear knockouts for easy mounting.
- Boxes supplied with two closure plugs and self-threading ground screw.
- Extra 5/8" depth for increased cubic inch capacity.

One and Two Gang Deep Outlet Boxes

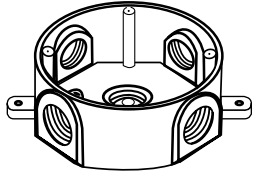
Cat. No.	Cubic In.	Description			Std. Ctn.
		No. of Outlet Holes	Outlet Hole Dia.	Mounting Methods	
TD11-2	25.0	4	1/2"	Knockouts/Lugs	10
TD14-2	25.0	4	3/4"	Knockouts/Lugs	10
LTD11-22	42.0	5	1/2"	Knockouts/Lugs	10
LTD14-22	42.0	5	3/4"	Knockouts/Lugs	10

U.L. Listed E-18407
CSA Certified LR-18685

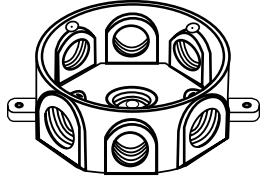


TD Series

LT D Series



TR11-4
TR14-4



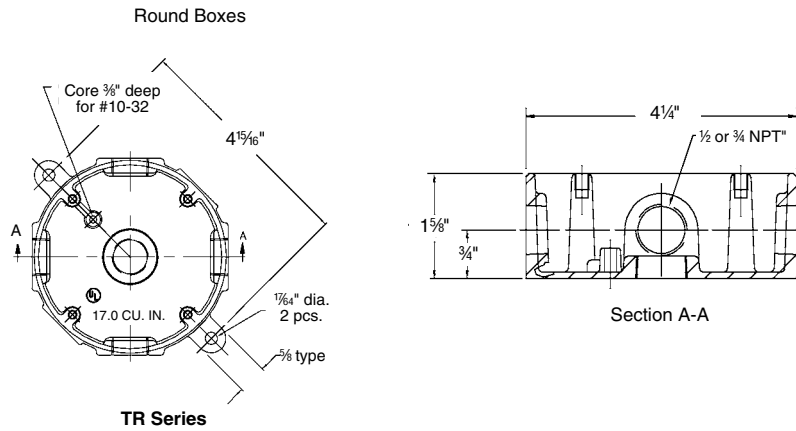
TR11-6
TR14-6

- Heavy duty cast aluminum construction.
- Powder Coat finish in silver gray.
- Boxes supplied with closure plugs, self-threading ground screw, cover screws, and gasket.

4" Round Outlet Boxes

Cat. No.	Cubic In.	Description					Std. Ctn.
		No. of Holes	No. of Plugs	Outlet Dia.	Mounting Methods	Finish	
1½" deep with closure plugs							
TR11-4	13.6	5	4	½"	Lugs	Gray	24
TR11-4BR	13.6	5	4	½"	Lugs	Bronze	24
TR11-4WH	13.6	5	4	½"	Lugs	White	24
TR11-6	12.5	7	2	½"	Lugs	Gray	24
TR14-4	13.6	5	4	¾"	Lugs	Gray	24
TR14-6	12.5	7	2	¾"	Lugs	Gray	24

U.L. Listed E-18407
CSA Certified LR-18685

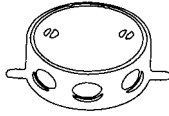


Replacement Parts

Cat. No.	Description	Std. Ctn.
Gaskets		
R166	Gasket for TR11-4B series	100



TR11-4B
TR14-4B

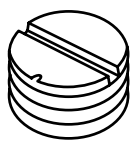


TR11-6B
TR14-6B

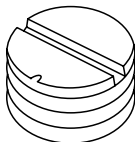
1½" deep with closure plugs and TRC blank covers for use as a junction box.

4" Round Outlet Boxes with Covers

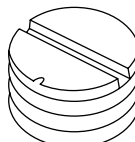
Cat. No.	Cubic In.	Description					Finish	Std. Ctn.
		No. of Holes	No. of Plugs	Outlet Dia.	Mounting Methods			
1½" deep with Closure Plugs and Blank Covers for use as a junction box								
TR11-4B	12.0	5	4	½"	Lugs	Gray	24	
TR11-6B	12.5	7	2	½"	Lugs	Gray	24	
TR14-4B	13.0	5	4	¾"	Lugs	Gray	24	



PC-1/2-PL



PC-3/4-PL



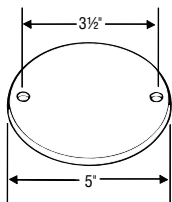
PC-1-PL

Used with outlet boxes to seal off unused outlets.

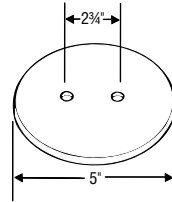
Closure Plugs

Cat. No.	Description	Finish	Std. Ctn.
PC-1/2-BR	½" N.P.T. Plug	Bronze	1000
PC-1/2-PL	½" N.P.T. Plug	Gray	1000
PC-1/2-WH	½" N.P.T. Plug	White	1000
PC-3/4-PL	¾" N.P.T. Plug	Gray	500
PC-1-PL	1" N.P.T. Plug	Gray	500

U.L. Listed E-53977
CSA Certified LR-18685



CF5



CF525

Ceiling Box Covers

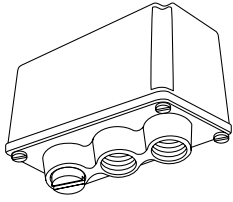
Cat. No.	Description	Finish	Packaging	
			Box	Std. Ctn.
CF5	Flat, for 4" box (beveled edge)	White	1	15
CF525	Flat, for 3½" box (beveled edge)	White	1	15

Steel City®

Swimming Pool Junction Boxes

B

Steel City®



SB11
SB14
SB100

Used for making wiring connections to underwater pool lighting, line or low voltage.

- Black LEXAN® cover, die cast solid brass base.
- Supplied with brass closure plugs, four ground screws, sealing gasket, and mounting hardware.
- 3 1/16" x 4 5/16" x 3 1/4" deep.

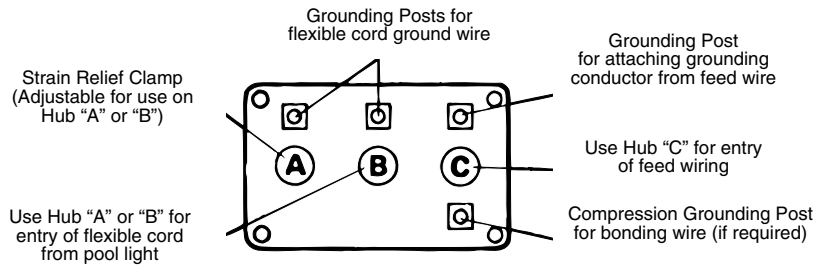
Swimming Pool Junction Boxes

Cat. No.	Cubic In.	No. of Plugs	Description Conduit Hub Size			Packaging	
			A	B	C	Box	Std. Ctn.
SB11	22.0	1	1/2"	1/2"	1/2"	1	10
SB14	22.0	1	3/4"	3/4"	3/4"	1	10
SB100	22.0	1	3/4"	1"	3/4"	1	10

U.L. Listed E-63648

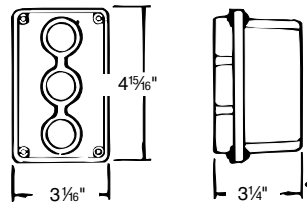
Weatherproof

LEXAN is a registered trademark of GE Plastics.




INSIDE VIEW

Swimming Pool Junction Boxes



SB Series



SPJ-3




SPJ-5

Swimming Pool Junction Boxes

Cat. No.	No. of Plugs	Hub Size	Packaging Std. Ctn.
SPJ-3	3	(2) 3/4" and (1) 1"	24
SPJ-5	5	(1) 1/2", (2) 3/4" and (2) 1"	24
SPJ-MB		Mounting Brackets	24
SPJ-SR		Rod	24

Steel City®

Weatherproof Lampholders


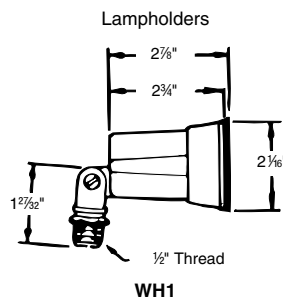


WH1

WHG

Use with medium base par lamps to 150 watts.

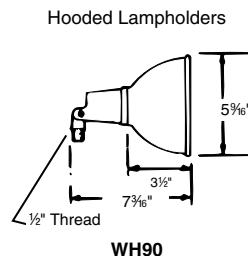
- Heavy duty die cast zinc construction.
- Supplied with captive lamp sealing gasket.
- Current carrying components are copper or copper alloy materials and sockets are porcelain.
- Factory provided with a 2 wire 8" prestripped lead.
- Swivel arm has grounding boss.
- Ground screw supplied.



WH90

Use with medium base par lamps to 150 watts.

- Heavy duty die cast zinc lampholder.
- Corrosion resistant aluminum hood.
- Factory provided with a 3 wire 8" prestripped lead.



Universal Lampholders

Cat. No.	Description	Std. Ctn.
Standard Series		
WH1	Silver gray	36
WH1-BR	Bronze	36
WH1-WH	White	36
R100	Inside gasket for WH1	100
Weathershed Series with Heat Resistant Sealing Gasket		
WHG-1	Silver gray	36

U.L. Listed E-42680

Hooded Lampholders

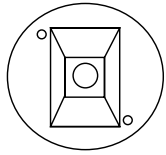
Cat. No.	Description	Std. Ctn.
WH90	Silver gray, 5 1/2" diameter hood	6
WH90-WH	White, 5 1/2" diameter hood	6

Steel City®

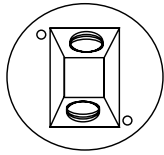
Weatherproof Lampholders

B

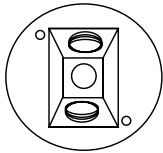
Steel City®



Y1



Y2



Y3

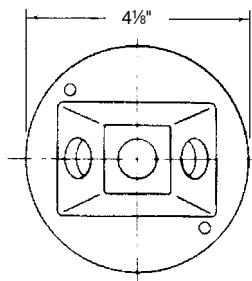
- Heavy duty die cast construction.
- Powder Coat finish in silver gray, bronze or white.
- Three hole cover is supplied with a 1/2" closure plug.
- Supplied with sealing gasket and cover screw.

Round Lampholder Covers

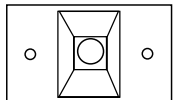
Cat. No.	No. of Outlet Holes	Description		Std. Ctn.
			Finish	
Y1-PL	1		Silver gray	25
Y1-BR	1		Bronze	25
Y1-WH	1		White	25
Y2-PL	2		Silver gray	25
Y3-PL	3		Silver gray	25
Y3-BR	3		Bronze	25
Y3-WH	3		White	25

U.L. Listed E-51763
CSA Certified LR-18685

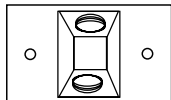
Round Lampholder Cover



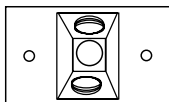
Y1



C1-PL



C2-PL



DLC-31

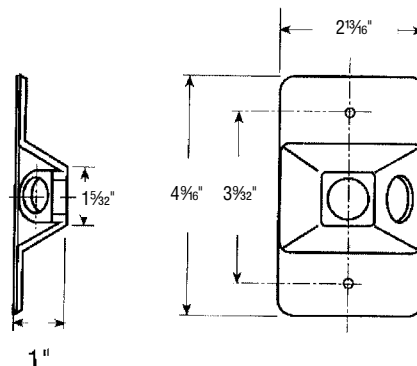
- Heavy duty die cast construction.
- Powder Coat finish in silver gray.
- Three hole cover is supplied with a 1/2" closure plug.
- Supplied with sealing gasket and mounting screws.

Rectangular Lampholder Covers

Cat. No.	No. of Outlet Holes	Description		Std. Ctn.
			Finish	
C1-PL	1		Silver gray	25
C2-PL	2		Silver gray	25
C3-BR	3		Bronze	25
C3-PL	3		Silver gray	25
C3-WH	3		White	25

U.L. Listed E-51763
CSA Certified LR-18685

Rectangular Lampholder Covers



Thomas & Betts

Steel City®

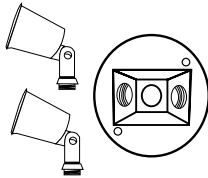
Weatherproof Lampholders



WG10



G1



WHY2

For use with medium base par lamps to 150 watts.

- Heavy duty die cast zinc construction.
- Powder Coat finish in silver gray.
- Completely factory assembled and factory prewired.
- Surface mount to any 3" or 4" round outdoor box or flush mount to existing box.

Lampguard

Cat. No.	Description	Std. Ctn.
WG10	Wire guard	12

Gasket

Cat. No.	Description	Std. Ctn.
G1	Heat resistant sealing gasket	100

Lampholder Assemblies

Cat. No.	Description	Std. Ctn.
WHY2	Two silver lamps, silver-gray cover	5

U.L. Listed E-42680



AD11-2



WA-20

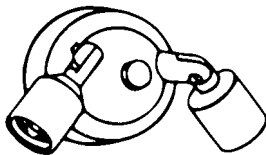
2" pipe opening

- Heavy duty die cast construction.
- Natural cast finish.

Adapters

Cat. No.	Description	Std. Ctn.
AD11-2	"Y" adapter – converts one outlet to two - 1/2" threads	10
WA-20	Slip-fitter pole adapter - 1/2" threads 2 1/2" I.D.	10

U.L. Listed E-51763



S2

Sheltered Location Lampholder Assemblies

Cat. No.	Description	Std. Ctn.
S2	Two lampholders	15



P7801-A

Indoor/Outdoor Accent Light

Cat. No.	Description	Std. Ctn.
P7801-A	Fixture	24

LEXAN is a registered trademark of General Electric Co.

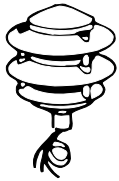
U.L. Listed E-77360

- Weatherproof, corrosion resistant brushed aluminum fixture.
- Unbreakable, heat resistant LEXAN® Globe.
- Up to 100 watt lamp.

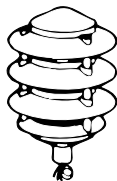
Steel City®

Pagoda Lights

Steel City®



300PL



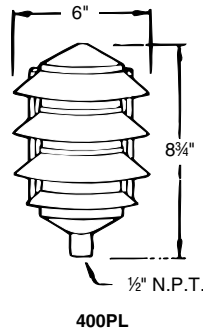
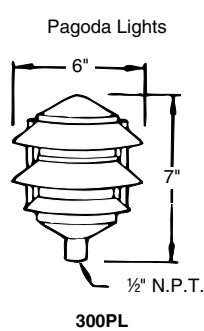
400PL

- Rugged die cast construction with glass globe.
- Thermoset protective garden green finish.
- Mounting hub tapped ½" NPT for conduit.
- 20" prestripped copper leads with porcelain socket.
- Sealing gasket and hardware provided with fixture.

Three and Four Tier Conduit Mount

Cat. No.	Description	Packaging	
		Box	Std. Ctn.
300PL	Standard fixture, 75 watt/lamp maximum	—	6
400PL	Standard fixture, 100 watt/lamp maximum	—	6

U.L. Listed E-42680
CSA Certified LR-95792



Replacement Parts

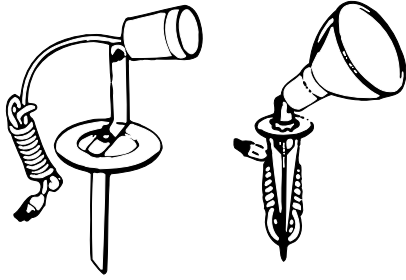
Cat. No.	Description	Packaging	
		Box	Std. Ctn.
Globes			
R125	Glass globe for 300PL, 300P	—	75
VG-1	Glass globe for 400, BL100	—	32
Gaskets			
R229	Glass globe for 300PL, 400	—	1
Pagoda Lights			
R167	Pagoda middles	—	1
R168	Small Pagoda tops for 300PL, 400	—	1
R231	Pagoda bottom	—	1
Sockets			
R277	Socket for 300PL, 400	1	10

Steel City®

Spike Lights

B

Steel City®



PAR22-3

WHLS-10



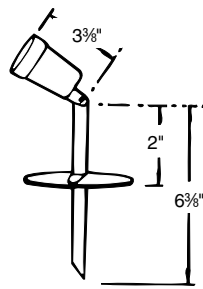
WLS-10

Portable Mount

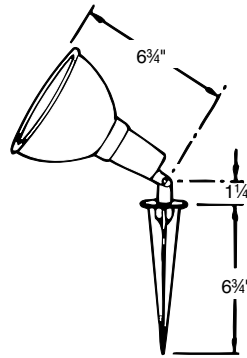
Cat. No.	Description	Std. Ctn.
PAR22-3	Economy spike light with 6' cord	15
WHLS-10	Hooded spike light with 10' cord	12
WLS-10	Spike light with 10' cord	10

U.L. Listed E-42680

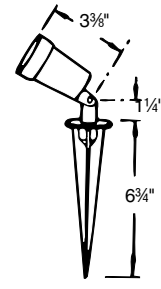
Spike Lights



PAR22-3



WHLS-10



WLS-10

For use with 150 Watt Lamp.

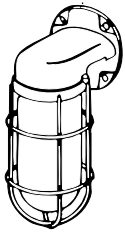
- Lampholders heavy duty die cast construction.
- Lampholders Powder Coat silver gray finish.
- Current carrying components are copper or copper alloy and sockets are porcelain.
- Factory wired.

Steel City®

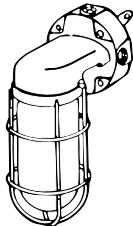
Vaporproof Fixture

B

Steel City®




B100-GG



TBGG-100

Perfect Line Vaporproof Fixtures—U.L. Listed for Non-Explosive Vapors.

- Rugged aluminum die cast construction.
- Corrosion resistant, natural cast finish.
- All current carrying components are copper or copper alloy porcelain socket.
- Fixtures supplied with heat-resistant glass globes or high impact LEXAN® globes.
- Amber, clear, red and white LEXAN® globes can be ordered separately.
- Mount with diffuser facing down.



VP-100



VP-200

Perfect Line Vaporproof Fixtures—U.L. Listed for Non-Explosive Vapors.

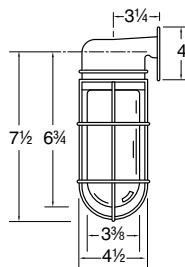
- Rugged aluminum die cast construction.
- Corrosion resistant, natural cast finish.
- All current carrying components are copper or copper alloy porcelain socket.
- Fixtures supplied with heat-resistant glass globes or high impact LEXAN® globes.
- Amber, clear, red and white LEXAN® globes can be ordered separately.
- Mount with diffuser facing down.

Right Angle Bracket

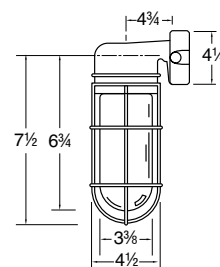
Cat. No.	Description	Max. Watts	Packaging	
			Box	Std. Ctn.
B100-PL	Right-angle bracket only	100	1	10
B100-G	Bracket and glass globe	100	1	12
B100-GG	Bracket, glass globe and guard	100	1	12
TBGG-100	Bracket, glass globe and guard assembled to a 4" weatherproof box—supplied with (3) 1/2" closure plugs	100	1	12

U.L. Listed E77360

LEXAN is a registered trademark of GE Plastics.



B100-PL
B100-G
B100-GG



TBGG-100

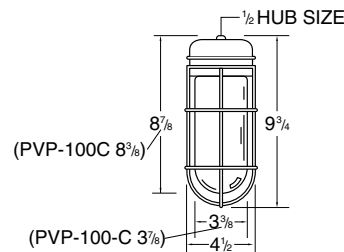
Pendent Fixtures

Cat. No.	Description	Max. Watts	Packaging	
			Box	Std. Ctn.
VP-100*	Fixture and glass globe	100	1	12
VPG-100*	Fixture, glass globe and guard	100	1	12
PVP-100C	Fixture and clear Lexan® globe	100	1	12
PVPG-100B	Fixture, blue LEXAN® globe, guard	100	1	12
PVPG-100R	Fixture, red LEXAN® globe, guard	100	1	12
VP-200*	Fixture and glass globe	200	1	6
VPG-200*	Fixture, glass globe and guard	200	1	6

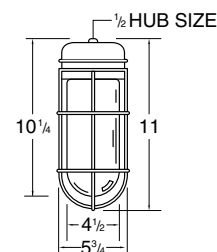
U.L. Listed

* CSA Certified LR-95792

LEXAN is a registered trademark of GE Plastics.



VP-100
VPG-100
PVP-100C
PVPG-100B
PVPG-100R



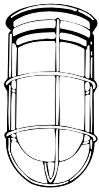
VP-200
VBG-200

Thomas & Betts

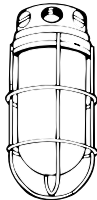
Steel City®

Vaporproof Fixture

B
Steel City®



VCG-100



BVCG-100

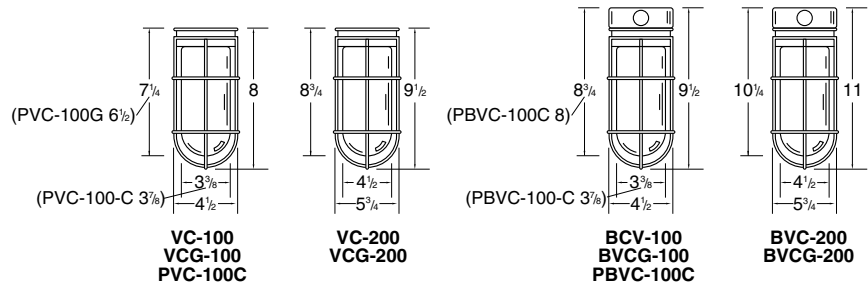
Steel City Vaporproof Fixtures—U.L. Listed for Non-Explosive Vapors.

- Rugged aluminum die cast construction.
- Corrosion resistant, natural cast finish.
- All current carrying components are copper or copper alloy porcelain socket.
- Fixtures supplied with heat-resistant glass globes or high impact LEXAN® globes.
- Amber, clear, red and white Lexan globes can be ordered separately.
- Mount with diffuser facing down.

Surface Fixtures

Cat. No.	Description	Max. Watts	Packaging	
			Box	Std. Ctn.
Fits all 3" and 4" round or octagon boxes.				
VC-100*	Fixture and glass globe	100	1	12
VCG-100*	Fixture, glass globe and guard	100	1	12
PVC-100C	Fixture and clear Lexan globe	100	1	12
VC-200*	Fixture and glass globe	200	1	6
VCG-200*	Fixture, glass globe and guard	100	1	6
BVC-100*	Fixture, box and glass globe	100	1	12
BVCG-100*	Fixture, box, glass globe and guard	100	1	12
PBVC-100C	Fixture, box and clear Lexan globe	100	1	12
BVC-200*	Fixture, box and glass globe	200	1	6
BVCG-200*	Fixture, box, glass globe and guard	200	1	6

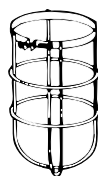
* U.L. Listed E-77360
 CSA Certified LR-95792
 LEXAN is a registered trademark of GE Plastics.



PVG-1A



VG-1 & VG-2



VG-3 & VG-4

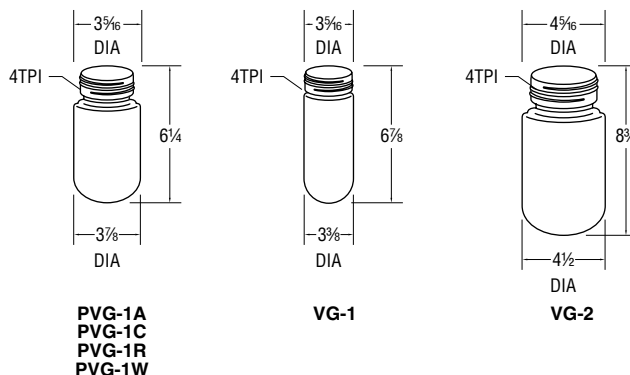
Vaporproof Fixtures—Globes and Guards.

- Heat-resistant glass globes or high impact LEXAN®.
- Amber, clear, red and white Lexan globes can be ordered separately.

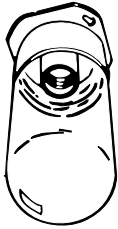
Vaporproof Fixture Globes and Guards Replacements

Cat. No.	Description	Packaging	
		Box	Std. Ctn.
PVG-1A*	Amber LEXAN® globe for 100 watt fixtures	1	12
PVG-1C*	Clear LEXAN® globe for 100 watt fixtures	1	12
PVG-1R*	Red LEXAN® globe for 100 watt fixtures	1	12
PVG-1W*	White LEXAN® globe for 100 watt fixtures	1	12
VG-1	Glass globe for 100 watt fixtures	1	32
VG-2	Glass globe for 200 watt fixtures	1	24
VG-3	Guard for 100 watt fixtures	1	12
VG-4	Guard for 200 watt fixtures	1	6

* U.L. Listed E-77360
 LEXAN is a registered trademark of GE Plastics.



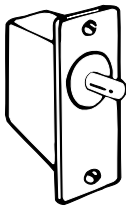
Thomas & Betts



BL-100

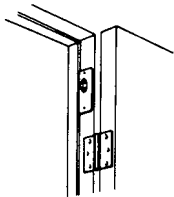
For indoor lighting.

- Heavy duty sheet metal construction.
- Thermoset protective gray finish.
- Up to 75 watt lamp.
- Includes glass globes.
- Mounts on 4" box.
- 3 color-coded, prestripped, copper wire leads.
- (2) ¼" diameter mounting holes.



DF415
DN-415

- Stamped steel.
- Painted white and ivory finishes.



Use with hinged or sliding doors.

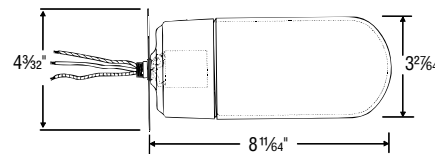
- Die cast box with steel cover.
- ½" threaded hub in rear for simplified wiring.
- Complete with wire leads and mounting screws.

Universal Economy Fixture

Cat. No.	Description	Max. Watts	Std. Ctn.
BL-100	Fixture and glass globe	75	10

Replacement Parts

Cat. No.	Description	Packaging	
		Box	Std. Ctn.
Sockets			
R122	Socket for all vaporproof fixtures	—	250
Globe			
VGL-01	Glass globe for BL100	—	32



Automatic Door Operated Light Switches

Cat. No.	Description	Packaging	
		Box	Std. Ctn.
DF415	Switch "off" when hinged door open	1	25
DN-415	Switch "on" when hinged door open	1	25

