



Shown actual size:
Vierti dimmers in a
2-gang New Architectural
wallplate, all in White (WH).

Product family features

- Can be used in conjunction with the following dimmer(s) and switch(es): Vierti®
- All Lutron wallplates are screwless, seamless and have no visible hardware; the front plate securely snaps into the alignment adapter plate
- New Architectural wallplates are aesthetically matched to Architectural accessories to complete the look of any room
- Customize your New Architectural wallplate with engraving, contact customer service to get started at 1.888.LUTRON1
- Matte finish wallplates can be custom colored to perfectly match a paint color number, swatch or sample

Ganging and derating

- New Architectural wallplates use standard ganging
- Requires fins to be removed from dimmers for proper spacing (“Fins Broken” ganging), see pg. 170
- May require derating (i.e., reduction of dimmer capacity due to fin removal), see Derating Tables, pg. 172

Available finishes

Use **BOLD** color code in model number (Example: VTW-1-**GR**)

Architectural matte finishes



WH
White



LA
Light Almond




AL
Almond



BE
Beige

LED bar colors



B Blue
W White
G Green



IV
Ivory



TP
Taupe



GR
Gray



SI
Sienna



BR
Brown



BL
Black

Architectural metal finishes*



BN
Bright Nickel



BC
Bright Chrome



CLA
Clear Anodized
Aluminum



SC
Satin Chrome



SN
Satin Nickel



QZ
Antique Bronze



BB
Bright Brass



BRA
Brass Anodized
Aluminum



SB
Satin Brass



QB
Antique Brass



BLA
Black Anodized
Aluminum

*Metal finish wallplates include black plastic trim/adaptor, visible from side. Match with separate Black (BL) controls and accessories.


Wallplates for Verti® dimmers



1-gang* VTW-1-**AA**¹
 W: 2.75 in (70 mm); H: 4.56 in (116 mm);
 D: .30 in (7.6 mm)



3-gang* VTW-3-**AA**¹
 W: 6.32 in (161 mm); H: 4.56 in (116 mm);
 D: .30 in (7.6 mm)



2-gang* VTW-2-**AA**¹
 W: 4.56 in (116 mm); H: 4.56 in (116 mm);
 D: .30 in (7.6 mm)




4-gang* VTW-4-**AA**¹
 W: 8.45 in (215 mm); H: 4.56 in (116 mm);
 D: .30 in (7.6 mm)

AA¹: Architectural matte and Architectural metal color codes, see pg. 149

Controls must have heat-sink fins broken for multi-gang installations.
 Multi-gang dimmer installations may require derating, see pg. 170.

*Metal finish wallplates include black plastic trim/adaptor, visible from side. Match with separate Black (BL) controls.

Custom Vierti wallplates**



Dimmer and designer receptacle

Left side Vierti®/
right side receptacle* VTW-VR-**AA**²-CPW0944

Right side Vierti/
left side receptacle* VTW-RV-**AA**²-CPW0945

Multiple devices with line and low-voltage can be mounted behind a common wallplate using a standard barrier backbox. See Application Note #213 (Combining low-voltage and line voltage wiring devices in a multi-gang box) at www.lutron.com/applicationnotes.

5-gang and 6-gang wallplates:

5-gang VTW-5-**AA**²-CPW0915

5-gang* VTW-5-**AA**³

W: 9.978in (253mm); H: 4.56in (116mm);

D: .30in (7.6mm)

6-gang VTW-6-**AA**²-CPW0916

6-gang* VTW-6-**AA**³

W: 11.79in (299mm); H: 4.56in (116mm);

D: .30in (7.6mm)

AA¹: Architectural matte and Architectural metal color codes, see pg. 149

AA²: Architectural matte color codes, see pg. 149

AA³: Architectural metal color codes, see pg. 149

D: LED bar color codes; Blue (B), White (W) and Green (G), see pg. 15

LED bar color kits



- For easy replacement of new color LED bar and/or wallplate
- Wallplate included
- No tools required

Color kit*

VT-CK-**D-AA**¹

Multi-gang dimmer installations may require derating, see pg. 170.

*Metal finish wallplates include black plastic trim/adaptor, visible from side. Match with separate Black (BL) controls.

**Contact customer service at 1.800.LUTRON1 to order or to inquire about additional custom configurations.



Shown actual size:
Nova T☆ dimmers and
2-gang Architectural
wallplate in White (WH).

Product family features

- Can be used in conjunction with the following dimmer(s) and switch(es): Vareo®, Nova T☆®
- All Lutron® wallplates are screwless, seamless and have no visible hardware, the front plate securely snaps into the alignment adapter plate
- Customize your architectural wallplate with engraving or by adding a corporate logo, contact customer service to get started at 1.888.LUTRON1
- Matte finish wallplates can be custom colored to perfectly match a paint color number, swatch or sample

Ganging and derating

- Architectural wallplates in this section use standard ganging
- Requires fins to be removed from dimmers for proper spacing ("Fins Broken" ganging), see pg. 170
- May require derating (i.e., reduction of dimmer capacity due to fin removal), see Derating Tables, pg. 173
- Custom multi-gang wallplates required for the following cases
 - Full-capacity ganging ("No Fins Broken")
 - Large Nova T☆ controls (1500/2000 W)
 - Nova controls

For further information visit

www.lutron.com/customganging.

Available finishes

Use **BOLD** color code in model number (Example: VWP-1-**SI**)

Architectural matte finishes



WH
White



LA
Light Almond



AL
Almond



BE
Beige



IV
Ivory



TP
Taupe



GR
Gray



SI
Sienna



BR
Brown



BL
Black

Architectural metal finishes*



BN
Bright Nickel



BC
Bright Chrome




CLA
Clear Anodized
Aluminum



SC
Satin Chrome



SN
Satin Nickel



QZ
Antique Bronze



AU
Gold Plated



BB
Bright Brass



BRA
Brass Anodized
Aluminum



SB
Satin Brass



QB
Antique Brass




BLA
Black Anodized
Aluminum

*Metal finish wallplates include black plastic trim/adaptor, visible from side. Match with separate Black (BL) or Midnight (MN) controls.

Wallplates for Vareo® and Nova T[☆]® dimmers and architectural accessories



1-gang for one switch or dimmer* **VWP-1-AA¹**
 W: 2.75 in (70 mm); H: 4.56 in (116 mm);
 D: .30 in (7.6 mm)



2-gang* **VWP-2R-AA²**
 for two accessories
 W: 4.56 in (116 mm); H: 4.56 in (116 mm);
 D: .30 in (7.6 mm)



1-gang for one accessory* **VWP-R-AA¹**
 W: 2.75 in (70 mm); H: 4.56 in (116 mm);
 D: .30 in (7.6 mm)



3-gang* **VWP-3-AA²**
 for three switches or dimmers
 W: 6.32 in (161 mm); H: 4.56 in (116 mm);
 D: .30 in (7.6 mm)



2-gang* **VWP-2-AA²**
 for two dimmers or switches
 W: 4.56 in (116 mm); H: 4.56 in (116 mm);
 D: .30 in (7.6 mm)




4-gang* **VWP-4-AA²**
 for four switches or dimmers
 W: 8.45 in (215 mm); H: 4.56 in (116 mm);
 D: .30 in (7.6 mm)

AA¹: Architectural matte and Architectural metal color codes, see pg. 153

AA²: Architectural matte color codes, see pg. 153
 For metal finishes, contact Customer Service at 1.800.LUTRON1.

Multi-gang dimmer installations may require derating, see pg. 170.

*Metal finish wallplates include black plastic trim/adaptor, visible from side. Match with separate Black (BL) controls.



2-gang* VWP-2CR-**AA**²
 for one dimmer or switch and one accessory
 W: 4.56 in (116 mm); H: 4.56 in (116 mm);
 D: .30 in (7.6 mm)

2-gang* VWP-2RC-**AA**²
 for one accessory and one dimmer or switch
 W: 4.56 in (116 mm); H: 4.56 in (116 mm);
 D: .30 in (7.6 mm)

Multiple devices with line and low-voltage can be mounted behind a common wallplate using a standard barrier backbox, see Application Note #213 (Combining Low-Voltage and Line Voltage Wiring Devices in a Multi-Gang Box) at www.lutron.com/applicationnotes.

AA²: Architectural matte color codes, see pg. 153
 For metal finishes, contact Customer Service at 1.800.LUTRON1.

Multi-gang dimmer installations may require derating, see pg. 170.

*Metal finish wallplates include black plastic trim/adaptor, visible from side. Match with separate Black (BL) controls.


Custom Architectural wallplates

Custom configurations, colors, engraving and silkscreenings available. Contact customer service 1.888.LUTRON1.

Custom multi-gang wallplates required for the following cases:

- Multi-gang metal finishes
- Full-capacity ganging ("No Fins Broken")
- Large Nova T☆ controls (1500/2000 W)
- Nova controls

For further information, visit www.lutron.com/customganging.



Custom coloring available for all Architectural matte finish wallplates.



Custom engraving available for all Traditional, Designer, Architectural and New Architectural style wallplates (except Stainless Steel).

For wallplate engraving schedules, go to www.lutron.com/engraving.

Cable jack



- F-style, 75-Ohm coaxial cable
- Includes 1-gang wallplate

Single cable jack* NT-CJ-**AA**²

Telephone jack



- 6-conductor jack, RJ11
- Includes 1-gang wallplate

Single telephone jack* NT-PJ-**AA**²

Double and triple telephone jacks



- 8-conductor jack, RJ45 category 5 phone jack
- Includes 1-gang wallplate



Double telephone jack*† NT-PJ8X2-**AA**²

Triple telephone jack*† NT-PJ8X3-**AA**²

Telephone/cable jack



- 8-conductor jack, RJ45 category 5 phone jack
- F-style, 75-Ohm coaxial cable jack
- Includes 1-gang wallplate

Telephone/cable jack*† NT-PJ8CJ-**AA**²

Multiple devices with line and low-voltage can be mounted behind a common wallplate using a standard barrier backbox, see Application Note #213 (Combining Low-Voltage and Line Voltage Wiring Devices in a Multi-Gang Box) at www.lutron.com/applicationnotes.

AA²: Architectural matte color codes, see pg. 153 (1-gang wallplate included)

*Metal finishes are only available as separate wallplates. Match with separate Black (BL) controls and accessories.
 †Ivory, White, Beige and Taupe controls will ship with White coordinating jacks; Brown, Black, Gray and Metal finish controls will ship with Black coordinating jacks.

Receptacles



- Includes 1-gang wallplate

Tamper resistant receptacles

15A, 125V*	NTR-15-TR- AA ²
20A, 125V*	NTR-20-TR- AA ²

Isolated ground receptacles



- Receptacle is orange for easy ID and circuit delineation
- Wallplate will match color that is ordered
- Includes 1-gang wallplate

15A, 125V*	NTR-15-IG-OR- AA ²
20A, 125V*	NTR-20-IG-OR- AA ²

GFCI receptacles



- Press test button to confirm LED indicator status
- Press reset button to reset GFCI after circuit interruption
- Includes 1-gang wallplate

Tamper resistant GFCI receptacles

15A, 125V*	NTR-15-GFTR- AA ²
20A, 125V*	NTR-20-GFTR- AA ²

AA²: Architectural matte color codes, see pg. 153 (1-gang wallplate included)

*Metal finishes are only available as separate wallplates. Match with separate Black (BL) controls and accessories.

Receptacles for dimming use



- Duplex for dimming both connected loads
- Projecting nubs prevent standard plugs from being used
- Requires replacement plugs for dimming use
- 15A model shown
- Includes 1-gang wallplate

Duplex for dimming use

15 A	120/125 V*	NTR-15-DFDU- AA ²
20 A	120/125 V*	NTR-20-DFDU- AA ²

Receptacles for dimming use



- Top half for dimming
- Projecting nub prevents standard plug from being used
- Requires replacement plugs for dimming use
- Bottom half is a general use receptacle and will fit standard duplex plugs
- 15A model shown
- Includes 1-gang wallplate

Split duplex (half for dimming use)

15 A	120/125 V*	NTR-15-HFDU- AA ²
20 A	120/125 V*	NTR-20-HFDU- AA ²

Receptacles for dimming use



- Duplex for dimming both connected loads
- Projecting nubs prevent standard plugs from being used
- Requires replacement plugs for dimming use
- 15A model shown
- Includes 1-gang wallplate
- Tamper resistant shutter mechanism

Dual dimming tamper resistant

15 A	120/125 V*	NTR-15-DDTR- AA ²
20 A	120/125 V*	NTR-20-DDTR- AA ²

Receptacles for dimming use



- Top half for dimming
- Projecting nub prevents standard plug from being used
- Requires replacement plugs for dimming use
- Bottom half is a general use receptacle and will fit standard duplex plugs
- 15A model shown
- Includes 1-gang wallplate
- Tamper resistant shutter mechanism

Half dimming tamper resistant

15 A	120/125 V*	NTR-15-HDTR- AA ²
20 A	120/125 V*	NTR-20-HDTR- AA ²

AA²: Architectural matte color codes, see pg. 153 (1-gang wallplate included)

*Metal finishes are only available as separate wallplates. Match with separate Black (BL) controls and accessories.

Replacement plugs for dimming (use with receptacles)



- This plug required for use with Lutron® receptacles for dimming use—plug will work in standard receptacle
- Easily replaces the existing plugs on lamps

120/125V White	RP-FDU-10-WH
120/125V Brown	RP-FDU-10-BR

UL/CSA/NOM regulatory approvals

Important application notes:

- Receptacles and plugs for dimming use are UL listed for use with all Lutron wallbox dimmers included in this catalog
- If there is only one electrical feed to the receptacle, then the duplex DFDU must be used
- If the hot and dimmed hot feeds to the split duplex HFDU are supplied from different circuits or split-wired, with separate switch-legs, a means to simultaneously disconnect these circuits must be provided at the panel board where they originate (NEC 210.7(C) 2002 Edition). A 2-pole circuit breaker or two single-pole circuit breakers with an approved handle tie can be used to accomplish this simultaneous disconnect. Feed-through dimming panels, which are those without breakers, are recommended when using the HFDU.
- For detailed information, see Application Notes #91 (Guide to Dimming Table Lamps) and #109 (Guide to Dimming Portable Lamps via Receptacles) at www.lutron.com/applicationnotes

AA²: Architectural matte color codes, see pg. 153 (1-gang wallplate included)

*Metal finishes are only available as separate wallplates. Match with separate Black (BL) controls and accessories.

Field customizable 6-port frame



- Shipped with six blanks in matching colors
- Connectors sold separately
- Connectors snap in (no tools required)
- Includes 1-gang wallplate
- Connectors available in White (WH) only unless noted

Multiple devices with line and low-voltage can be mounted behind a common wallplate using a standard barrier backbox, see Application Note #213 (Combining Low-Voltage and Line Voltage Wiring Devices in a Multi-Gang Box) at www.lutron.com/applicationnotes.

6-port frame*	NT-6PF- AA ²
---------------	--------------------------------

Connectors for 6-port frame

Telephone/network jacks



8-conductor, RJ45 category 3	CON-1P-C3- EE ⁴
------------------------------	-----------------------------------

8-conductor, RJ45 category 5e	CON-1P-C5E- EE ⁴
-------------------------------	------------------------------------

8-conductor, RJ45 category 6	CON-1P-C6- EE ⁴
------------------------------	-----------------------------------

Fiber jacks



MT-RJ feed through	CON-1F-MTRJ-WH
--------------------	----------------



SC simplex	CON-1F-SC-WH
------------	--------------



LC non-flush mount	CON-1F-LC-WH
--------------------	--------------



ST style	CON-1F-ST-WH
----------	--------------

Cable jack



F-style, 75-Ohm coaxial cable	CON-1C- EE ⁴
-------------------------------	--------------------------------

BNC jack

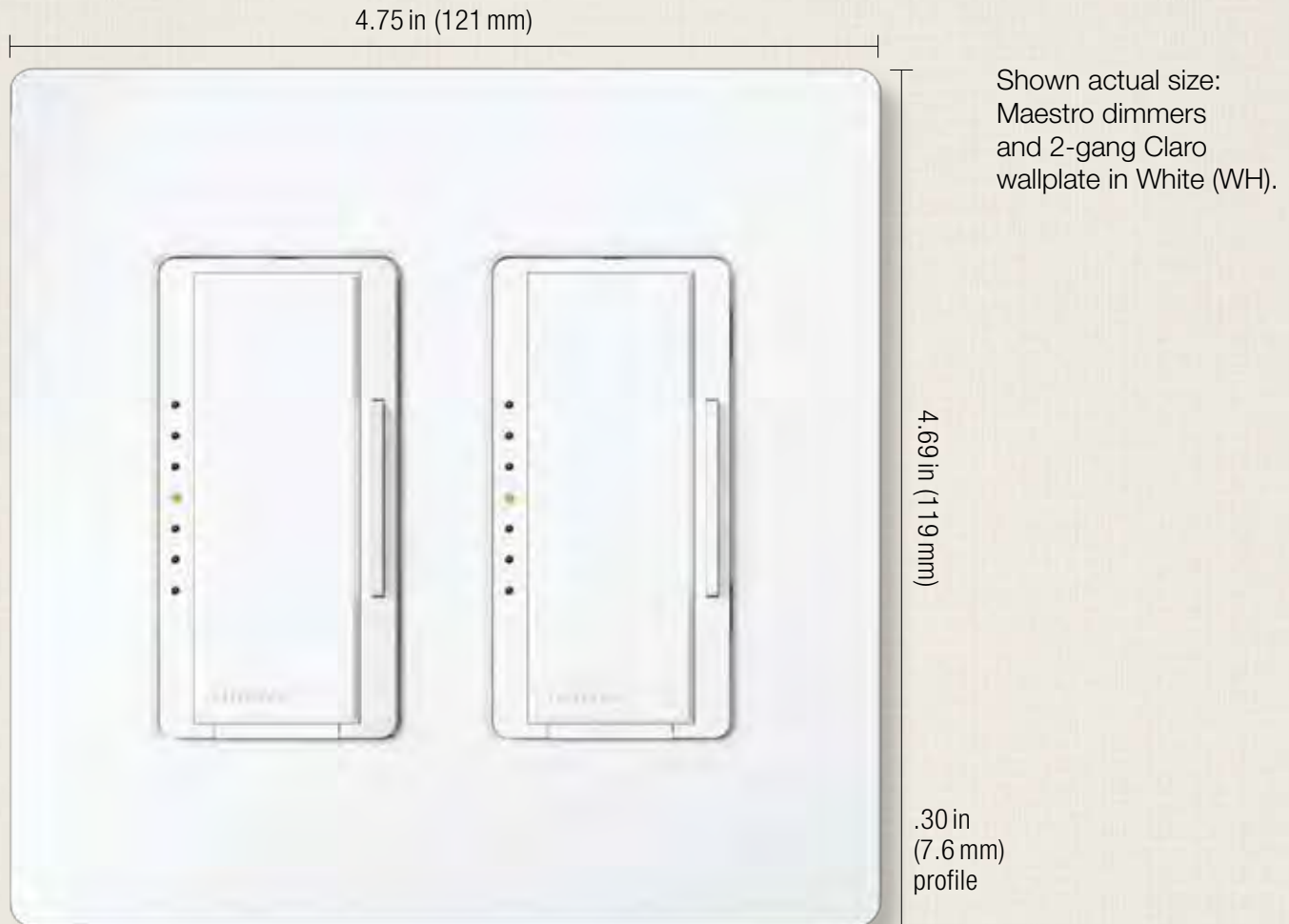


BNC connector, 50-Ohm	CON-1B-WH
-----------------------	-----------

Connectors only for use with 6-port frame.

AA²: Architectural matte color codes, see pg. 153
EE⁴: Only available in White (WH) and Black (BL)

*Metal finishes are only available as separate wallplates. Match with separate Black (BL) controls and accessories.



Product family features

- Can be used in conjunction with the following dimmer(s) and switch(es): Maestro®, Maestro IR®, Maestro Wireless®, Pico™ wireless control, Spacer System®, Diva®, Lyneo® Lx, Skylark®, Skylark Contour™
- All Lutron® wallplates are screwless, seamless and have no visible hardware; the front plate securely snaps into the alignment adapter plate
- Full line of wiring devices in designer style opening
- Blank inserts available for Gloss colors (DV-BI-) and Satin colors (SC-BI-)
- Customize your designer wallplate with engraving, contact customer service to get started at 1.888.LUTRON1

Ganging and derating

- Designer wallplates use standard ganging
- Requires fins to be removed from dimmers for proper spacing (“Fins Broken” ganging), see pg. 170
- May require derating (i.e., reduction of dimmer capacity due to fin removal), see Derating Tables, pg. 172

Available finishes

Use **BOLD** color code in model number (Example: SC-1-**PL**)

Gloss finishes



WH
White

LA
Light Almond

AL
Almond


IV
Ivory

GR
Gray

BR
Brown

BL
Black

Satin finishes



SW
Snow

LS
Limestone


BI
Biscuit

ES
Eggshell

PD
Palladium

TP
Taupe

ST
Stone



BG
Bluestone

PL
Plum


SG
Sea Glass

TQ
Turquoise

GS
Goldstone

DS
Desert Stone

GB
Greenbriar



MS
Mocha Stone

TC
Terracotta

SI
Sienna

HT
Hot

MR
Merlot

MN
Midnight

SS
Stainless Steel*

*Stainless Steel finish wallplates include black plastic trim/adaptor, visible from side. Match with separate Black (BL) or Midnight (MN) controls and accessories.

Wallplates for Maestro®, Maestro IR®, Maestro Wireless®, Pico™ wireless control, Spacer System®, Diva®, Lyneo® Lx, Skylark® and Skylark Contour™



1-gang*

CW-1-**CC**²
SC-1-**CC**⁴

W: 2.94 in (75 mm); H: 4.69 in (119 mm)
D: .30 in (7.6 mm)



4-gang*

CW-4-**CC**²
SC-4-**CC**⁴

W: 8.37 in (213 mm); H: 4.69 in (119 mm);
D: .30 in (7.6 mm)



2-gang*

CW-2-**CC**²
SC-2-**CC**⁴

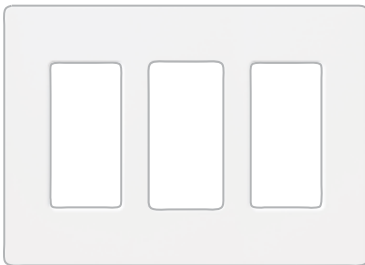
W: 4.75 in (121 mm); H: 4.69 in (119 mm);
D: .30 in (7.6 mm)



5-gang*

CW-5-**CC**²
SC-5-**CC**⁴

W: 10.18 in (259 mm); H: 4.69 in (119 mm);
D: .30 in (7.6 mm)



3-gang*

CW-3-**CC**²
SC-3-**CC**⁴

W: 6.56 in (167 mm); H: 4.69 in (119 mm);
D: .30 in (7.6 mm)

Multiple devices with line and low-voltage can be mounted behind a common wallplate using a standard barrier backbox, see Application Note #213 (Combining Low-Voltage and Line Voltage Wiring Devices in a Multi-Gang Box) at www.lutron.com/applicationnotes.

CC²: Gloss and Stainless Steel color codes, see pg. 161

CC⁴: Satin color codes, see pg. 161

Multi-gang dimmer installations may require derating, see pg. 170.

*Stainless Steel finish wallplates include black plastic trim/adaptor, visible from side. Match with separate Black (BL) or Midnight (MN) controls and accessories.



6-gang*

CW-6-**CC**²

SC-6-**CC**⁴

W: 12.00in (305mm); H: 4.69in (119mm);
D: .30in (7.6mm)

Cable jacks



- F-style, 75-Ohm coaxial cable

Single cable jack*

CA-CJH-**CC**³

SC-CJ-**CC**⁴

Telephone jacks



- 6-conductor telephone jack, RJ11

Single telephone jack*

CA-PJH-**CC**³

SC-PJ-**CC**⁴

CC²: Gloss and Stainless Steel color codes, see pg. 161

CC³: Gloss color codes, see pg. 161

CC⁴: Satin color codes, see pg. 161

Receptacles



Tamper resistant receptacles

15A, 125V*

CARS-15-TR-**CC**³

SCRS-15-TR-**CC**⁴

20A, 125V*

SCRS-20-TR-**CC**⁴

Receptacles

15A, 125V*


CAR-15H-**CC**³

SCR-15-**CC**⁴

20A, 125V*

SCR-20-**CC**⁴

GFCI Receptacles



- Press test button to confirm LED indicator status
- Press reset button to reset GFCI after circuit interruption

Tamper resistant GFCI receptacles

15A, 125V*

GFCI

CAR-15-GFTR-**CC**³

SCR-15-GFTR-**CC**⁴

20A, 125V*

GFCI

SCR-20-GFTR-**CC**⁴

*Stainless Steel finish only available as separate wallplate. Match with separate Black (BL) or Midnight (MN) controls and accessories.

Receptacles for dimming use



- Duplex for dimming both connected loads
- Projecting nubs prevent standard plugs from being used
- Requires replacement plugs for dimming use

Duplex for dimming use

15 A	120/125V*	CAR-15-DFDU- CC ²
15 A	120/125V*	SCR-15-DFDU- CC ⁴
20 A	120/125V*	CAR-20-DFDU- CC ²
20 A	120/125V*	SCR-20-DFDU- CC ⁴

Receptacles for dimming use



- Top half for dimming
- Projecting nub prevents standard plug from being used
- Requires replacement plugs for dimming use
- Bottom half is a general use receptacle and will fit standard duplex plugs

Split duplex (half for dimming use)

15 A	120/125V*	CAR-15-HFDU- CC ²
15 A	120/125V*	SCR-15-HFDU- CC ⁴
20 A	120/125V*	CAR-20-HFDU- CC ²
20 A	120/125V*	SCR-20-HFDU- CC ⁴

Receptacles for dimming use



- Duplex for dimming both connected loads
- Projecting nubs prevent standard plugs from being used
- Requires replacement plugs for dimming use
- 15 A model shown
- Tamper resistant shutter mechanism

Dual dimming tamper resistant

15 A	120/125V*	CAR-15-DDTR- CC ²
15 A	120/125V*	SCR-15-DDTR- CC ⁴
20 A	120/125V*	CAR-20-DDTR- CC ²
20 A	120/125V*	SCR-20-DDTR- CC ⁴

Receptacles for dimming use



- Top half for dimming
- Projecting nub prevents standard plug from being used
- Requires replacement plugs for dimming use
- Bottom half is a general use receptacle and will fit standard duplex plugs
- 15 A model shown
- Tamper resistant shutter mechanism

Half dimming tamper resistant

15 A	120/125V*	CAR-15-HDTR- CC ²
15 A	120/125V*	SCR-15-HDTR- CC ⁴
20 A	120/125V*	CAR-20-HDTR- CC ²
20 A	120/125V*	SCR-20-HDTR- CC ⁴

CC²: Gloss color code and Stainless Steel, see pg. 161

CC⁴: Satin color codes, see pg. 161

*Stainless Steel finish only available as separate wallplate. Match with separate Black (BL) or Midnight (MN) controls and accessories.

Replacement plug for dimming
(use with receptacles on left)



- This plug required for use with Lutron® receptacles for dimming use—plug will work in standard receptacle
- Easily replaces the existing plugs on lamps

120/125V White	RP-FDU-10-WH
120/125V Brown	RP-FDU-10-BR

UL/CSA/NOM regulatory approvals.

Important notes

- If the hot and dimmed hot feeds to the split duplex HFDDU are supplied from different circuits or split-wired with separate switch-legs, a means to simultaneously disconnect these circuits must be provided at the panel board where they originate (NEC 210.7(C) 2002 Edition). A 2-pole circuit breaker or two single-pole circuit breakers with an approved handle tie can be used to accomplish this simultaneous disconnect. Feed-through dimming panels, which are those without breakers, are recommended when using the HFDDU.
- Receptacles and plugs for dimming use are UL listed for use with all Lutron® wallbox dimmers included in this catalog.
- If there is only one electrical feed to the receptacle, then the duplex DFDDU must be used.
- For detailed information, see Application Notes #91 (Guide to Dimming Table Lamps) and #109 (Guide to Dimming Portable Lamps via Receptacles) at www.lutron.com/applicationnotes.

CC²: Gloss color code and Stainless Steel, see pg. 161

CC⁴: Satin color codes, see pg. 161

*Stainless Steel finish only available as separate wallplate. Match with separate Black (BL) or Midnight (MN) controls and accessories.

Field customizable 6-port frame



- Shipped with six blanks in matching colors
- Connectors and wallplate sold separately
- Connectors snap in (no tools required)
- Connectors available in White (WH), unless noted

6-port frame*	CA-6PF- CC ³ SC-6PF- CC ⁴
---------------	--

Connectors for 6-port frame

Telephone/network jacks



8-conductor, RJ45 category 3	CON-1P-C3- EE ⁴
8-conductor, RJ45 category 5e	CON-1P-C5E- EE ⁴
8-conductor, RJ45 category 6	CON-1P-C6- EE ⁴

Fiber jacks



MT-RJ feed through	CON-1F-MTRJ-WH
SC simplex	CON-1F-SC-WH
LC non-flush mount	CON-1F-LG-WH
ST style	CON-1F-ST-WH

Cable jack



F-style, 75-Ohm coaxial cable	CON-1C- EE ⁴
-------------------------------	--------------------------------

BNC jack



BNC connector, 50-Ohm	CON-1B-WH
-----------------------	-----------

Connectors only for use with 6-port frame.

Switches



- Paddle turns on/off
- Use with any 15A load
- General purpose switching of all sources and motor loads
- No derating if ganged

General purpose switches (120/277 V)

Single-pole	15A*	CA-1PSH- CC ³ SC-1PS- CC ⁴
3-way	15A*	CA-3PSH- CC ³ SC-3PS- CC ⁴
4-way	15A*	CA-4PSH- CC ³ SC-4PS- CC ⁴

General purpose switch with locator light (120V only)

Single-pole	15A*	CA-1PSNL- EE ² SC-1PSNL- EE ¹⁰
3-way	15A*	CA-3PSNL- EE ² SC-3PSNL- EE ¹⁰
4-way	15A*	CA-4PSNL- EE ² SC-4PSNL- EE ¹⁰

CC³: Gloss color codes, see pg. 161

CC⁴: Satin color codes, see pg. 161

EE²: Only available in Almond (AL), Ivory (IV), Light Almond (LA) and White (WH)

EE⁴: Only available in White (WH) and Black (BL)

EE¹⁰: Available in Biscuit (BI), Eggshell (ES), Goldstone (GS), Limestone (LS), Sea Glass (SG) and Snow (SW)

*Stainless Steel finish only available as separate wallplate. Match with separate Black (BL) or Midnight (MN) controls and accessories.



Product family features

- Can be used in conjunction with the following dimmer(s) and switch(es): Abella®, Ceano®, Ariadni®, Glyder® and Rotary
- All Lutron wallplates are screwless, seamless and have no visible hardware; the front plate securely snaps into the alignment adapter plate
- Traditional wallplates can be paired with designer accessories to complete the look of any room
- Customize your traditional wallplate with engraving, contact customer service to get started at 1.888.LUTRON1

Ganging and derating

- Traditional wallplates use standard ganging
- Requires fins to be removed from dimmers for proper spacing (“Fins Broken” ganging), see pg. 170
- May require derating (i.e., reduction of dimmer capacity due to fin removal), see Derating Tables, pg. 172

Available finishes

Use **BOLD** color code in model number (Example: FG-1-**AL**)

Gloss finishes



WH
White



LA
Light Almond



AL
Almond



IV
Ivory



BL
Black

Metal finishes



SS
Stainless Steel*

*Stainless Steel finish wallplates include black plastic trim/adaptor, visible from side. Match with separate Black (BL) controls.

Wallplates for Abella®, Ceana®, Ariadni®, Glyder® and Rotary



1-gang
Stainless Steel*
W: 2.86 in (73mm); H: 4.60 in (117 mm);
D: .23 in (5.8 mm)

FG-1-**CC**³
FW-1-SS



3-gang
Stainless Steel*
W: 6.48 in (165 mm); H: 4.60 in (117 mm);
D: .23 in (5.8 mm)

FG-3-**CC**³
FW-3-SS



2-gang
Stainless Steel*
W: 4.67 in (119 mm); H: 4.60 in (117 mm);
D: .23 in (5.8 mm)

FG-2-**CC**³
FW-2-SS

Combination opening



Rotate the wallplate for small/large or large/small opening applications.

2-gang (1 traditional,
1 designer opening)
Stainless Steel*
W: 4.67 in (119 mm); H: 4.60 in (117 mm);
D: .23 in (5.8 mm)

FG-2-TD-**CC**³
FW-2-TD-SS

Multiple devices with line and low-voltage can be mounted behind a common wallplate using a standard barrier backbox, see Application Note #213 (Combining Low-Voltage and Line Voltage Wiring Devices in a Multi-Gang Box) at www.lutron.com/applicationnotes.

Controls must have heat-sink fins broken for multi-gang installations. Removing this metal reduces the amount of heat that the control can dissipate, thus reducing the wattage capacity of the control. Please derate dimmers and switches as required.

Multi-gang dimmer installations may require derating, see pg. 170.

Controls must have heat-sink fins broken for multi-gang installations. Multi-gang dimmer installations may require derating, see pg. 170.

*Stainless Steel wallplates include black plastic trim/adaptor, visible from side. Match with separate Black (BL) controls.

CC³: Gloss color codes, see pg. 167